

DEEP DOWN DETECTIVES



Unit 14

Core Curriculum, ESV

**The God Who Delights
in Our Prayers**



Curriculum for preschool and elementary age children,
training tools, music and other resources
are available for download or to order at:
www.praisefactory.org

© 2017 Praise Factory Media

This and many other resources are available online at www.praisefactory.org

Scripture quotations marked (NIV) are taken from the Holy Bible,
New International Version®, NIV®. Copyright © 1973, 1978, 1984 by
Biblica, Inc.™ Used by permission of Zondervan. All rights reserved worldwide.www.zondervan.com

Scripture quotations marked (ESV) are from The Holy Bible, English
Standard Version® (ESV®), copyright © 2001 by Crossway,
a publishing ministry of Good News Publishers. Used by permission. All rights reserved.

Scripture quotations marked HCSB are taken from the
Holman Christian Standard Bible®, Copyright © 1999, 2000, 2002, 2003, 2009
by Holman Bible Publishers. Used by permission. Holman Christian Standard Bible®,
Holman CSB®, and HCSB® are federally registered trademarks of Holman Bible Publishers.

Psalm 100

the psalm behind the name



(v.1) Make a joyful noise to the LORD, all the earth!

(v.2) Serve the LORD with gladness!

Come into His presence with singing!

(v.3) Know that the LORD, He is God!

It is He who made us, and we are His;

We are His people, and the sheep of His pasture.

(v.4) Enter His gates with thanksgiving,

And His courts with praise!

Give thanks to Him; bless His name!

(v.5) For the LORD is good;

His steadfast love endures forever,

And His faithfulness to all generations.

May this curriculum help you to be manufacturers of noisy joy unto the LORD (v.1). To sing (v.2), to know (v.3), and to worship Him with thanksgiving and praise (v.4), that the witness of His great faithfulness might continue through all generations (v.5).

The LORD is amazing! He's not like anyone else!

Constance Dever
June 27, 2016

Table of Contents

Getting to Know the Deep Down Detectives Curriculum	7
Getting Started with Deep Down Detectives	7
Deep Down Detectives Overview Flyer	9
Session Prep	11
Learning More about Deep Down Detectives Curriculum, by Resource	12
Learning More about Deep Down Detectives Curriculum, by Activity	14
Customizing the Curriculum: Know Yourself to Know What You Need	19
Customizing the Curriculum: Build-Your-Own-Curriculum Sandwich	20
Common Customizations: by Age Groups	21
Common Customizations: Teaching Situations	24
Maiden Voyage: Testing Out the Curriculum	25
The Real Launch: Implementing the Curriculum in Your Situation	26
Protect Your Investment: Tips on Storing the Curriculum for Future Use	27
Master Supplies List for All Deep Down Detectives Games (this list also included in Appendix B)	31
VBS, Camps and Other Programs	34
The Praise Factory Bible Truths across the Three Curriculums	39
CORE CURRICULUM FOR UNIT 14: The God Who Delights in Our Prayers	
How Does God Want Us to Pray?	
Every Night and Day...	
Bible Truth 1: He Wants Us to Praise Him	43
Session Prep	44
Unit Overview	45
Bible Truth Overview Sheet	47
Songs Track Numbers	48
Lesson Plan	49
Bible Story	61
Discussion Sheet	67
Bible Truth 2: He Wants Us to Confess Our Sins to Him	69
Session Prep	68
Unit Overview	69
Bible Truth Overview Sheet	71
Songs Track Numbers	72
Lesson Plan	73
Bible Story	87
Discussion Sheet	93
Bible Truth 3: He Wants Us to Thank Him	95
Session Prep	96
Unit Overview	97
Bible Truth Overview Sheet	99
Songs Track Numbers	100
Lesson Plan	101
Bible Story	113
Discussion Sheet	119
Bible Truth 4: He Wants Us to Ask Him to Do Great Things	121
Session Prep	122
Unit Overview	123
Bible Truth Overview Sheet	125
Songs Track Numbers	126
Lesson Plan	127
Bible Story	139
Discussion Sheet	145

APPENDIX A: Songs	147
Index of Songs	148
Track Numbers	150
General Classroom Songs (Used every lesson, every unit)	151
Lyrics	153
Sheet Music	157
Unit 14 Songs (Used every lesson throughout the unit)	
Lyrics	163
Sheet Music	169
Bible Truth 1 Songs	
Lyrics	181
Sheet Music	189
Bible Truth 2 Songs	
Lyrics	196
Sheet Music	198
Bible Truth 3 Songs	
Lyrics	200
Sheet Music	203
Bible Truth 4 Songs	
Lyrics	207
Sheet Music	214
APPENDIX B: Games	225
Games Index	226
Master Supplies List for All Deep Down Detectives Games	227
Bible Verse Games	231
Music, Movement & Memory Activities	244
Bible Story Review Games	257
APPENDIX C: Crafts and Take Home Sheets	271
Bible Truth 1 Crafts	273
Bible Truth 2 Crafts	293
Bible Truth 3 Crafts	315
Bible Truth 4 Crafts	339
APPENDIX D: Free Time Activity Suggestions	359
APPENDIX E: Resources to Make or Buy	365
Making a Big Question Box/Briefcase	366
Making a Flannelgraph Storyboard	367
Making Durable Storyboard Pictures	367
Making Durable Story Scene Pictures	367
Making the Deep Down Detectives Bible Folder	368

Deep Down Detectives Curriculum Resources

There are five companion resources for each of the sixteen units of Deep Down Detectives. Use whichever resources are useful to your setting. Deep Down Detectives resources are available as free, digital downloads at praisefactory.org, or for purchase as hard copies through amazon.com.

Make sure to check out the “Bits and Pieces” section of the Deep Down Detectives curriculum online. It has all of the resources separated out making it easy for you simply to pick, choose and print out whatever you want.

Deep Down Detectives Core Curriculum Book, ESV/NIV for each unit

The Deep Down Detectives Core Curriculum book contains the curriculum introduction, the lesson plans, stories, music, activities and take home sheets for each of the units.

Deep Down Detectives Visual Aids with Simple Story Scenes, ESV/NIV for each unit

This resource provides large, colorful signs of the key concepts used in the unit, PLUS, easy-to-use, colorful scenes that you hold up in sequence as you tell the story. The story text for each scene is printed on the bottom of each scene.

Deep Down Detectives Simple Story Scenes, ESV/NIV for each volume

This resource includes only 2-page overview for Bible Truth, the story scenes, and take home sheets. This is a great, basic resource for use at home and in many classroom teaching situations.

Deep Down Detectives Small Format Visual Aids, ESV/NIV (Small Format Storyboard Pictures) for each volume

This resource provides large, colorful signs of the key concepts used in the unit, PLUS, colorful storyboard (flannelgraph) pictures to cut out and use as you tell each story. These storyboard pictures are for use with storyboards at least 24" x 36" in size.

Deep Down Detectives Large Format Visual Aids, ESV/NIV (Large Format Storyboard Pictures) for each volume

This resource provides large, colorful signs of the key concepts used in the unit. It also provides colorful storyboard (flannelgraph) pictures to cut out and use as you tell each story. These storyboard pictures are for use with storyboards 36" x 48" in size.

All of these materials may be photocopied for non-commercial church, classroom or school use by licensed users.


Other Resources in the Praise Factory Family of Curriculum

Deep Down Detectives is the second in a family of three, inter-related curriculums:

- Hide 'n' Seek Kids (focus group: ages 2-4; adaptable range: ages 2-pre-K 5's)
- Deep Down Detectives (focus group: ages 4--6's; adaptable range: ages 3-2nd grade)
- PFI: (focus group: grades K-5th grade; adaptable range: pre-K 5's-6th grade)

Each curriculum teaches the same biblical themes, but are presented in greater depth as the children grow and develop. Together, the curriculums work like an expanding spiral of truth that returns to reinforce the same truths with each curriculum, yet leading the children to deeper understanding with each step up.

Learn more about these curriculums as well as other resources and ideas for reaching children with the gospel at: www.praisefactory.org.

	<h1 style="text-align: center;">DEEP DOWN DETECTIVES</h1> <p style="text-align: center;">designed for ages 4-6, often used with ages 3-7</p> <p style="text-align: center;">the second of 3 curriculums in the Praise Factory family</p> <p style="text-align: center;">downloads and hard-copies available through www.praisefactory.org</p>	<h2 style="text-align: center;">DEEP DOWN DETECTIVES SESSION OVERVIEW</h2> <p>Session Format: Circle Times, Free Play and Your Choice of Activities Each session is structured around Circle Time and Free Play Time. Circle Times are used to introduce and review the concept, Bible verse, Bible story, and the ACTS prayer. (A prayer including <u>A</u>doration, <u>C</u>onfession, <u>T</u>hanksgiving, and <u>S</u>upplication related to the Bible truth they are learning.) Free play is not only enjoyable, but also helps to replenish attention spans and prepare the children for more group listening later in the session. Every session also includes lots of response activities that you may choose to use during free play time to add as much reinforcement as best suits your children. Each Deep Down Detectives session follows the same four-part format, as described here:</p>
<h2 style="text-align: center;">DEEP DOWN DETECTIVES... AT A GLANCE</h2> <ul style="list-style-type: none"> • Teaches the 16 Biblical (theological) themes used in all three Praise Factory curriculums, but in greater depth than in Hide 'n' Seek Kids. Each of these themes is presented as a "Big Question and Answer." • Each theme is taught as a series of Bible truths that develop the theme. There are 69 Bible truths in all. • There is one Bible story and one Bible verse for each of the 69 Bible truths. All of the Bible verses are set to music, which can be a great aid in learning and remembering them. • There are three sessions of curriculum per Bible truth. Use as few or as many as you want. Each is jam-packed with activities. • The multiple sessions give children the time they need to really learn each truth. The new activities keep the learning fresh each session. • The curriculum for each Bible truth comes with a fully-scripted lesson plan, beautiful storyboard pictures, games, crafts, take-home sheets, and lots of music. • The curriculum is flexible and is easily adaptable to many different teaching settings. • Both downloads and hard copies available. 		<p>PART 1: Getting Started A time to welcome the children to the class, enjoy free play, music, and/or play a Bible verse game.</p> <p>PART 2: Opening Circle Time The children are gathered together for their primary teaching time. The Big Question and Bible Truth (and related songs) are introduced. A listening assignment* is given, the Bible story told, then the listening assignment answered at the end of story time.</p> <p>PART 3: Free Play/Activity Time The children participate in free play and/or response activities.</p> <p>PART 4: Closing Circle Time The children gather together for a brief review of what they have learned and a closing prayer. Teachers give out take home sheets as children are dismissed.</p> <p>*As with the other two Praise Factory curriculums, Deep Down Detectives has a few detective-ish elements to it. (1) There is the "Big Question Briefcase" that contains the key concept visual aids and the Bible storyboard pictures that the teacher uses as he teaches. And (2), Each story is called "The Case of the" and comes with "Detective Dan's Listening Assignments." These are listening assignments to be solved as the children listen to the story. There are 3 different listening assignments--one for each of the 3 sessions of curriculum included with each Deep Down Detectives Bible Truth. These questions are especially good for use with three-year-olds or older preschoolers.</p> <p>Session Length The resources for each Deep Down Detectives session--as described in the lesson plan--are designed for a 60 to 90 minutes session. However, they can be easily tailored to fit a shorter or longer session.</p>

Note: *If desired, you can start out each of the 16 units of Deep Down Detectives with one session (or more) from Hide 'n' Seek Kids curriculum. This creates a nice introduction to the over-arching theme for each unit. It would also add 16 or more sessions to the curriculum.

DEEP DOWN DETECTIVES SCOPE AND SEQUENCE			
UNIT	BIBLE TRUTHS TAUGHT	UNIT	BIBLE TRUTHS TAUGHT
Unit 1: The God Who Reveals Himself Q: How Can I Know What God Is Like? A: He Shows Me What He's Like!	1. By the Heart He Gave Me to Know and Love Him 2. In Everything I See All Around Me 3. In the Bible, the Perfect Word of God 4. Through His Very Own Son, Jesus Christ	Unit 9: Jesus Christ, Immanuel, God with Us Q: What Did Jesus Come to Do? A: Jesus Came to Bring Us to God!	1. He Left His Home in Heaven to Save Us 2. He Never, Ever Disobeyed God 3. He Taught about God and Did Amazing Things 4. He Died on the Cross for His People's Sins 5. He Rose from the Dead 6. He Went Up to Rule in Heaven
Unit 2: God's Wonderful Word, the Bible Q: What's So Special about the Bible? A: It Alone Is God's Word!	1. God Made Sure It Was Written Down Just Right 2. It Tells Us about God and His Plans 3. God Uses It to Save His People 4. God Uses It to Change His People	Unit 10: The Holy Spirit: The Indwelling God Q: What Does the Holy Spirit Do in God's People? A: He Changes Their Hearts!	1. The Holy Spirit Lives in God's People 2. The Holy Spirit Gives God's People Courage 3. The Holy Spirit Gives God's People Wisdom 4. The Holy Spirit Builds God's Church
Unit 3: The Good News of God, the Gospel Q: What Is the Gospel? A: Salvation through Faith in Jesus Christ!	1. God Made Us and We Should Obey Him 2. We Have All Disobeyed God and Deserve His Punishment 3. God Sent Jesus to Pay for God's People's Sins 4. God Saves All Who Repent of Their Sins and Trust in Jesus	Unit 11: The God Who Saves Q: How Can We Be Saved? A: It Is God's Free Gift!	1. When We Trust in Jesus as Our Own Savior 2. When We Tell God Our Sins and Turn Away from Them 3. When the Holy Spirit Works in Our Hearts
Unit 4: The God Like None Other Q: Can Anybody Tell Me What the LORD Is Like? A: He's Not Like Anyone Else!	1. He Is a Glorious Spirit 2. He Is the One, True God 3. He Is God the Father, Son and Holy Spirit: One God, but Three Persons 4. He Is Everywhere, All the Time 5. He Knows Everything There is to Know 6. He Is Perfectly Holy, Purely Good 7. He Can Do Anything He Wants to Do 8. He Is Always Faithful, Through and Through	Unit 12: God's People Live for Him Q: How Should God's People Live? A: They Should Live Like Jesus!	1. By Asking God for His Help 2. By Loving Him Most of All 3. By Loving Other People as God Has Loved Them 4. By Trusting God and Being Happy with What He Wants 5. By Learning God's Word and Obeying It 6. By Saying "No" to Disobeying God 7. By Telling the Good News of Jesus 8. By Making Much of God
Unit 5: God, the Good Creator Q: Can You Tell Me What God Made? A: God Made All Things Good!	1. He Made Everything Good in Heaven and Earth 2. He Made People in a Special Way	Unit 13: The Sustaining God Q: Why Do God's People Keep Believing in Him? A: It Is God's Sustaining Grace!	1. God Alone Sustains His People 2. God the Father Promises to Help His People 3. Jesus Provides God's People with Everything They Need to Live for Him 4. The Holy Spirit Works in His People 5. The Word of God Grows God's People 6. God Uses His People to Strengthen and Comfort Each Other
Unit 6: God, the Just and Merciful Q: How Did Bad Things Come into God's Good World? A: Bad Things Came Through Sin!	1. When Adam and Eve Chose to Disobey God 2. When It Spread to the Whole World	Unit 14: The God Who Delights in Our Prayers Q: How Does God Want Us to Pray? A: Every Night and Day!	1. He Wants Us to Praise Him 2. He Wants Us to Confess Our Sins to Him 3. He Wants Us to Thank Him 4. He Wants Us to Ask Him to Do Great Things
Unit 11: The God Who Saves Q: How Can We Be Saved? A: It Is God's Free Gift!	1. When We Tell God Our Sins and Turn Away from Them 2. When We Trust in Jesus As Our Own Savior 3. When the Holy Spirit Works in Our Hearts	Unit 15: God's People Gather Together Q: Why Do God's People Go to Church? A: To Worship God and Love One Another!	1. By Praising God for Jesus' Win over Death 2. By Learning from God's Word, the Bible 3. By Caring for Each Other's Needs 4. By Telling What God Has Done and Praying 5. By Baptizing People Who Trust in and Live for Jesus 6. By Remembering Jesus Died to Save Them
Unit 8: The God Who Loves Q: What Is God's Love for His People Like? A: It's More than They Could Ever Deserve!	1. He Gave His Son, Jesus to Save Them 2. He Always Takes Care of Them 3. He Uses Their Sadnesses for Good 4. He Will Never Stop Loving His People	Unit 16: Jesus, the Returning King Q: What Will Happen When Jesus Comes Back? A: God Will Make Everything New!	1. Jesus Will Judge All People Fairly 2. God's People Will Live Happily with God Forever

Session Prep (especially good for newbies!)

Pray!



Pray for the Holy Spirit to be at work in your and the children's hearts.

Review



If new to the curriculum, look at the **Getting Started with Deep Down Detectives section of the Core Curriculum book**. (p.5) It will be especially helpful to read through the Deep Down Detectives section of **The Praise Factory Tour: Extended Version Book**. This is a visual way to understand what goes on in the classroom. (A pdf of the book is found in the samples section on the website.)

Look through and Learn the Lesson



Read over **lesson plan**. Practice any **songs or action rhymes** you are using. Choose/make up motions to go with these. Choose less with younger children and more with older preschoolers. **Practice the lesson with the visual aids** and using the Big Question Box/Briefcase.

Read and Rehearse the Bible Story with Pictures



Read the Bible story from the Bible. Read the curriculum version. Practice telling it with the storyboard pictures. (If you have not previously laminated the story pictures, do that now.) Or, rehearse it from the Simple Story Scenes, if you are using those.

Let There Be Music



Download the music and listen to the songs. Choose which of the songs you will use with the children. If using live musicians, make sure they have the sheet music (Appendix A, Core Curriculum book).

Put the Props in Place



1. Prepare your Visual Aids. Put the Big Question, Unit Bible Truths, Bible Truth, Bible Verse, and Listening Assignment signs, as well as the Bible Story script in one side of the Bible folder.
2. Get out your storyboard. If using Simple Story Scenes, put these in your Bible Folder. Or, if using the individual storyboard figures, put all background pictures in place (they have a BG by the number). Put the rest of the storyboard pictures (these have a SB by the number) in order of use in the other side of the Bible folder.
3. Put the DDD Bible Folder as well as the Big Question sign in the Big Question Box/Briefcase and shut it. If your box/briefcase has locks and you want to use the unlocking the box as part of your session, lock it now....but make sure you have the key or know the code first.
4. Prepare the music CD or sheet music or mp3 device for use in your session.

Set Out Free Play Activities



Choose and set up free time activities you will use with the children. Choose a variety of different activities that will be enjoyed by different types of children. Rotate the activities you provide to keep them interesting and fresh to your children. (Suggestions in Appendix D, Core Curriculum books.)

Prepare Any Activities



Choose which (if any) of the Bible Truth games and crafts activities you want to use in the session. Bear in mind your time frame as well as the developmental abilities and attention span of your children as you decide which/how many to prepare. **Look over the Discussion Sheet** and choose a few questions you might use to spark discussion with the children as they do their activities (especially good for ages 3's+). Pray for God to give you opportunities to talk about these things with the children.

Let Them Take It with Them



Make copies of the craft/take home sheets, if you are not already using them as one of your activities. You may also want to make copies of the story (see take-home version of each story included in Appendix C with the other take home resources) to have for parents to use with their children at home. There's a link on each craft/take home sheet to the story, if you don't make hard copies.

Store It



After your session is over, collect the resources and store them for future use. This curriculum can be used over and over for years to come.

Learning More about Deep Down Detectives Curriculum, by Resource

The extra-depth information starts here! This section will describe important features of the Deep Down Detectives curriculum. Look at each resource in the Deep Down Detectives Core Curriculum and Visual Aid books as you read below. **This first section takes a look at the major resources used in presenting the curriculum.**

<p>Scripted Lesson Plan</p>  <p><i>Found in the Core Curriculum books</i></p>	<p>There are three lessons of curriculum provided for each Bible Truth. Since much of the text is the same for all three lessons, only one lesson plan is needed. The different activities for each lesson are noted where they occur. The lesson plans are fully-scripted. This helps even the most inexperienced teacher to know what to say and do. They train your teachers in what to say and do, every step of the way. Notice the green squares with numbers found in the left side bar of the lesson plan. These are references to the visual aids the teacher can use with the children as she teaches.</p>
<p>Visual Aids</p>  <p><i>Resources found in the Deep Down Detectives Visual Aids books</i></p>	<p>Visual aids are very important in the Deep Down Detectives curriculum. They help the children learn, and keep them focused and interested. Visual aids also help even the newest teacher teach with greater ease. All of the visual aids are used with the Big Question Box/Briefcase and are revealed as the lesson progresses. They include the Big Question and Answer sign, the Unit Bible Truths sign, the Bible Truth sign, the Bible Verse sign, the Listening Assignments (used as the children listen to the Bible story), and the storyboard pictures used with the Bible story.</p>
<p>Big Question Box/Briefcase</p>  <p><i>Directions for making this are found in the back of the Deep Down Detectives Core Curriculum books</i></p>	<p>The Big Question Box/Briefcase is a simple box with a lid that you buy or make; or, you can use a briefcase with a combination lock (kids love this!). Inside the Big Question Box/Briefcase are the props for key teaching concepts (Big Question and Answer; Unit Bible Truths, the Bible Truth concept, the Bible verse and Bible story. While not absolutely necessary, the Big Question Box adds a lot of interest to the lesson.</p>
<p>Deep Down Detectives "Bible" Folder</p>  <p><i>Directions for making this are found in the back of the Deep Down Detectives Core Curriculum and Visual Aids books</i></p>	<p>The Deep Down Detectives "Bible" Folder is a large, homemade folder made from a 22" x 28" piece of poster board. Images for the front and back of this mock Bible can be glued in place. 8.5" x 11" front and back cover images are included in the Deep Down Detectives Visual Aids in the back. Larger versions of the front and back covers are found online for download with the resources for each unit.</p> <p>Inside this over-sized folder, the teacher places the Bible Verse, the Listening Assignment for the Bible story, the text to the Bible story and the storyboard pictures. The point of this Bible folder is for children to begin to grasp that the truths they are learning come from the Bible.</p>
<p>Simple Story Scenes, Storyboard & Storyboard Pictures</p>  <p><i>Directions for making these are found in the back of the Deep Down Detectives</i></p>	<p>Beautiful storyboard pictures have been created for you to put up on a feltboard to bring the story alive. (These figures are also used in the Bible Story Review Game.) The storyboard pictures are found in the Deep Down Detectives Visual Aids Book for each unit. See Core Curriculum Appendix E for preparation instructions.</p> <p>Simple Story Scenes are the easiest way to use the pictures. Each story is simply told with book-like illustrations and story text along the bottom.</p> <p>If you want a more traditional flannelgraph approach, choose the Storyboard Pictures. These are individual figures that let you build your own scene and allow kids to help put up the pictures. Fun, but they are more work. There are two, different sizes of storyboard pictures you can choose from. Small Format for the smaller class or home setting. Large Format, for a larger class.</p>

Learning More about Deep Down Detectives Curriculum, by Resource

Two, Colorful Ways to Present the Story: Story Scenes OR Storyboard (Flannelgraph) Pictures



Directions for making these are found in the back of the Deep Down Detectives Core Curriculum and in the Visual Aids books

Beautiful **pictures** have been created to help you bring the story alive.

The Deep Down Detectives Visual Aids and Story Scenes Book for each unit is the easiest way to access these pictures. Ten, colorful, 11" x 17" scenes with text on back can be held up as you tell the story. Each comes as two, 8.5" x 11" sheets which are taped together to create each 11" x 17" scene. Quick to prepare. Easy to use.

Or, you can use the **Storyboard Pictures**, which are individual, flannelgraph pieces that you put up on a felt storyboard as you tell the story. There are **two, different sizes of storyboard pictures** you can choose from. **The pictures in the Deep Down Detectives Small Format Visual Aids books fit on 24" x 36" to 36" x 48" storyboards.** Plenty for a smaller class or home setting. Or, for **larger classroom settings**, choose **The pictures in the Deep Down Detectives Visual Aids (Large Format Storyboard pictures) books work best on a storyboard that is AT LEAST 36" x 48".**

Those with less prep time or with less experience teaching may feel more at ease with the Storybook Scenes. The storyboard pictures do take time to cut out and laminate. You do need to take time to learn to tell the story with them. But, the children love watching the story unfold as you put up the storyboard pictures. And, they can take an active role in helping put them up, which is of great, educational benefit. We (CHBC) actually use both. We love to tell the story with the Story Scenes; then, we have the children review the story by reconstructing it with the Storyboard Pictures. They are like a big puzzle that kids love to put together. Either or both are all great options.

Deep Down Detectives Music



Songs for each unit found in the back of the Core Curriculum book

Lyrics and sheet music for the songs used with each unit are actually included within the Deep Down Detectives Core Curriculum books in Appendix A.

Deep Down Detectives Audio mp3's



Resources found online only with the resources for each unit

The audio music for each unit is **included in a zip file** found on the Praise Factory website with the resources for each Deep Down Detectives unit.

Download the zip file from the website to a desired location on your computer. Open the zip file by choosing the "extract" option (often shows up when you right click your mouse over the file.) Once they are extracted, you can access them.

You also can play the songs right off of the website from the Deep Down Detectives "Just Music" section.


Or, you can download the QR code sheet of songs used with each Bible Truth.

Learning More about Deep Down Detectives Curriculum, by Activity

This section describes the activities offered in the Deep Down Detectives curriculum, in order of use. Look at them in the Deep Down Detectives Core Curriculum and Visual Aids books as you read below.

<p>Intake Activities</p> 	<p>These are activities that help the children settle in their class and get ready for learning. They are open-ended so that any child can join in as they are checked into class. Younger children typically do a free time activity.</p> <p>Older children typically play a Bible Verse Memory Game or take part in the Sing-along Music Time. Adding the Music, Movement & Memory Activity to the singing can be especially enjoyable for these children.</p> <p>Both the Bible Verse Memory Game and the Music, Movement & Memory Activity are some of the games included in the Response Activities section of the lesson plan. There are three sets of these games suggested, enough for a new set of game for each of the three lessons included with each Bible Truth. Game directions are found in Appendix B of each Deep Down Detectives Core Curriculum book.</p>
<p>The Classroom Song</p> 	<p>Transitions between activities can be difficult, particularly for preschoolers. The Classroom Song is a simple song with four verses used at transition times to make transitions easy and fun.</p> <p>Verse 1: The Gathering Verse invites the children to gather together to worship God. Verse 2: The Go and Play Verse dismisses the children to play time. Verse 3: Time to Go & Tell Verse transitions the children to Closing Circle Time. It is used not only to help them remember what they have learned in class, but also to go and tell others what they've learned Verse 4: What's Our Big News Verse asks the children to think about what they will go and tell others as they are dismissed.</p> <p>The lyrics to the Classroom Song are included in the lesson plan. Large format lyrics and sheet music are included in Appendix A of each Deep Down Detectives Core Curriculum book. An audio version of each verse is included in the unit music.</p>
<p>The Deep Down Detectives Theme Song</p> 	<p>Circle Time opens with the curriculum theme song. It reminds the children what their learning time is about. The lyrics to the Classroom Song are included in the lesson plan. Large format lyrics and sheet music are included in Appendix A of each Deep Down Detectives Core Curriculum book. The song audio included with the rest of the unit songs.</p>
<p>The Classroom Rules Song</p> 	<p>A major challenge and important goal with preschoolers is teaching them how to act in a more formal, group teaching setting. Remember this and do not let yourself become frustrated. Your work with the children now will make way for easier teaching as they get older. Reviewing simple and clear classroom rules, then praying for God's help with the children is a great way to start every session. During the rest of the session, you may want to refer back to the rules, praising the children when they are keeping them well or reminding them of the rules when addressing problems.</p> <p>The Classroom Rules Song provides a simple, fun to sing/say chant of class rules. It helps remind children of the behavior expected of them in class.</p> <p>The lyrics to the Classroom Rules Song are included in the lesson plan. Large format lyrics and sheet music are included in Appendix A of each Deep Down Detectives Core Curriculum book. The audio for this song is included in the unit music.</p>

Prayers



Two prayers are used in each session: an **Opening Prayer** and an **Unit ACTS** prayer.

The Opening Prayer stays the same for every session of Deep Down Detectives. It is a prayer asking for God’s help to keep the class rules and to learn about Him.

The Opening Prayer can be introduced with the **“Let’s Pray!” Song/rhyme**.

The ACTS Prayer changes with each Bible Truth. It is called an ACTS prayer because it incorporates four elements of prayer: Adoration (praising God for who He is); Confession (asking forgiveness for our sins); Thanksgiving (thanking God for what He’s done, especially through Jesus); and, Supplication (asking God to do great things). It centers around the Bible Truth the children are learning. The ACTS prayer for each Bible Truth can be introduced by the **ACTS Prayer Song**, which helps familiarize the children with the four elements of prayer represented by A,C,T, and S.

The lyrics to “Let’s Pray” and the “ACTS Prayer Song” **are included in the lesson plan. Large format lyrics and sheet music are included in Appendix A of each Deep Down Detectives Core Curriculum book. The audio for these songs is in the unit music.**

The Big Question & Answer



The Big Question Box Song



The Big Question and Answer is introduced by the use of a 8½”x 11” two-sided **Big Question and Answer sign**. This sign is hidden in **The Big Question Box/Briefcase**, a simple box with a lid you can buy or make; or, a briefcase. (Suggestions for making or buying one included in the Core Curriculum books in Appendix E).

The children sing/say the **Big Question Box/Briefcase Song**, then the teacher or a designated child opens the box/briefcase and gives it to the teacher to hold up and read to the children. The teacher and children then sing the **Big Q & A Song**: the Big Question and Answer set to the tune of a familiar nursery rhyme.

The words to the Big Question Box Song **are included in the lesson plan. Large format lyrics and sheet music are included in Appendix A of each Deep Down Detectives Core Curriculum book. The audio for this song is included the unit music.**

Big Question Action Rhyme and Song



The meaning of the Big Question and Answer is explained by use of an action rhyme. The action rhyme includes actions that you can do as you say it. Use as few or as many of the actions as you deem appropriate for your children.

Or, you can sing the **Big Question Song**, which incorporates the same concepts into a song.

The lyrics to the Big Question Song **are included in the lesson plan. Large format lyrics and sheet music are included in Appendix A of each Deep Down Detectives Core Curriculum book. The audio for this song is in the unit music.**

Unit Bible Truths



Having learned the Big Question and Answer for the unit, now it’s time to introduce the Bible Truths about this Big Question that the children will be learning. The teacher holds up the **Unit Bible Truths sign** that show all the Bible Truths in the unit. (There are anywhere from two to eight truths in a unit). He tells the class that these are the truths they will be learning about the Big Question, one by one. This helps the children to group the truths together and review what they are as they progress through the unit.

The Bible Truth Clue Sign



Having shown the children all the Bible Truths, the teacher is now ready to focus in on the one of the Bible Truths. The teacher/designated child will take the **Bible Truth Clue sign out of the Big Question Box/Briefcase** and show it to the class. At first, he only shows them the words on the top of the sign (use one hand to cover up the answer along the sign's bottom). He reads the words along the top, emphasizing the word that is missing. The class listens to the clue hint and works together to come up with the missing word. The teacher reveals the answer, then reads the meaning of the Bible Truth off of the back of the sign (or from the lesson plan.) There are three lessons for each Bible Truth, allowing the children to learn and master the concept before moving onto the next one.

The Bible Chant



The kids prepare to hear teaching from the Bible by singing/saying **the Bible Chant Song**. This is a simple jingle that reminds the kids that the Bible is very special because it alone is God's Word.

The lyrics to the Bible Chant **are included in the lesson plan. Large format lyrics and sheet music are included in Appendix A of each Deep Down Detectives Core Curriculum book. The audio for this song is in the unit music.**

The Deep Down Detectives "Bible" Folder



After singing the Bible Chant song, the teacher/designated child pulls out the **Deep Down Detectives "Bible" Folder** from the **Big Question Box/Briefcase**. As explained previously, the point of this Bible folder is for children to begin to grasp that the truths they are learning come from the Bible. The Deep Down Detectives "Bible" Folder is a large, homemade folder made from a 22" x 28" piece of poster board. Images for the front and back of this mock Bible can be glued in place. Inside this over-sized folder, the teacher places **the Bible Verse, the Listening Assignment for the Bible story, the text to the Bible story and the storyboard pictures.**

The Bible Verse and Song



The first thing that the teachers pulls out of the "Bible" folder in the Bible verse. Only one Bible verse is taught with each Bible truth. This gives the children three lessons to really learn the verse and its meaning--not just hear it and forget it. The Bible verse is reinforced even more through **the Bible Verse Song**. This song is used as part of the regular teaching time in Circle Time, as well as in the **Music, Movement and Memory activities**, described next. These activities provide even more opportunities for learning the verse.

The lyrics to the Bible Verse Song **are included in the lesson plan. Large format lyrics and sheet music are included in Appendix A of each Deep Down Detectives Core Curriculum book. The audio for this song is in the unit music.**

The Bible Story and Resources



Only one Bible story is used in each Bible truth. Instead of tiring of hearing the same story for three lessons, the children are delighted to have a chance to master it.

Optional actions/questions are woven into the story text. Beautiful **storyboard pictures** have been created for you to put up on a feltboard to bring the story alive. (These figures are also used in the **Bible Story Review Game**.) The storyboard pictures are found in the **Deep Down Detectives Visual Aids books. Or, use Simple Story Scenes.**

Directions for making a homemade storyboard board and for making durable storyboard pictures are found in the Core Curriculum books.

While the same Bible story is used for all three lessons, there is a different "listening assignment" for each lesson. These are called **"Detective Dan's Listening Assignments."** (These listening assignments will probably be **too much for two year olds; can be useful in developing a three year olds listening skills; and, and are great for children older than this.**

Finish your story time by answering the listening assignment; sharing the gospel, and praying the ACTS (Adoration, Confession, Thanksgiving, Supplication) prayer; and, two response songs.

Story Response Songs



There is a hymn and a praise song that you may choose to close Opening Circle Time with. Each unit features a different pair of response songs, related to the unit Big Question and Answer. This gives the children many lessons to learn these songs. A short unit tie-in description is included with each song.

The words to these two songs **are included in the lesson plan. Large format lyrics and sheet music are included in Appendix A of each Deep Down Detectives Core Curriculum book. The audio for this song is in the unit music.**

Response Activities: Games and Crafts



After Opening Circle Time, the children can either enjoy free play (**see Core Curriculum Appendix D for suggestions**) or one of the many game or craft activities. The games and crafts are all created to help reinforce the truths the children have just learned in Circle Time. These are all created to help reinforce the truths the children have just learned in Circle Time.

There are **three, different games suggested for each lesson:** the Bible Verse Game, the Bible Story Game, and the Music, Movement & Memory Activity. And, there is a **simple coloring craft/take home sheet for each of the three lessons, as well as three extra crafts that can be used at any time.**

Because there are so many response activities, some teachers like to incorporate some of them as Intake Activities at the beginning of a session.

Let's look at each of these activities, starting on the next page.

**Response
Activities:
Games**



When Opening Circle Time ends, the children can either enjoy free play or one of the many game or craft activities. **The games are referenced in the lesson plans, but are listed in Appendix B at the back of each Deep Down Detectives Curriculum book. The crafts are referenced in the lesson plan, but instructions and any pages to be photocopied are found in Appendix C at the back of each Deep Down Detectives Curriculum book.**

Let's look at the games, then the crafts.

**The Bible Verse
Game**



The Bible Verse Game helps the children learn the Bible verse and think about what it means. **The Bible verse games are referenced in the curriculum, but listed in Appendix B in each Deep Down Detectives Core Curriculum book.**

**The Bible Story
Review Game**



The **Bible Story Review Game** helps the children think about what they learned in the story. It uses the **Storyboard Pictures** from the Bible story. **The Bible Story games are referenced in the curriculum, but listed in Appendix B in each Deep Down Detectives Core Curriculum book.**

**Music,
Movement &
Memory
Activity**



The Music, Movement & Memory Activities have the children do certain movement or use **simple homemade (or store bought) musical instruments**, as they sing songs or say the Bible verse. A **simple hymn** and **praise song** as well as the **Bible Verse Songs** and **Big Question Song** are suggested for use. A short blurb describing how each song ties in with the Bible Truth concept is given. **The Music, Movement & Memory Activities are referenced in the curriculum, but listed in Appendix B in each Deep Down Detectives Core Curriculum book.**

The lyrics and sheet music to these songs are included in the Core Curriculum books. The audio for these songs is found with each unit's music.

All three of these activities are part of a **collection of games that can be assembled ahead of time, then stored** for use throughout the curriculum on a rotation basis. This makes it easy to keep each lesson active and fun, but with less prep work. **A complete list of supplies need to make the games is included in later in this chapter and in Appendix B of each Core Curriculum book.**

**Response
Activities:
Crafts**

There are both coloring pages/take home sheets as well as a few extra crafts available with each Bible Truth. **The crafts are referenced in the lesson plan, but instructions and any pages to be photocopied are found in Appendix C at the back of each Deep Down Detectives Core Curriculum book.**






**Coloring Pages/
Take Home
Sheets**



A coloring page is provided for each of a Bible Truth's three lessons. On the back of each page are the key concepts, a few questions; an ACTS prayer; and, a song/s for parents to use with their children that act as a take home sheet. There is a different emphasis for each lesson's coloring sheet that corresponds with the listening assignment for the lesson:

- Lesson 1 Coloring Sheet Emphasis: The Bible Truth
- Lesson 2 Coloring Sheet Emphasis: The Bible Verse
- Lesson 3 Coloring Sheet Emphasis: The ACTS Prayer

While these are simple, coloring sheets, they can be easily turned into something more. Upgrade your coloring sheet to a more interesting craft by offering simple embellishments, such as jiggly eyes, craft sand, glitter, glitter glue, colored paper dots (made with a hole punch), fabric scraps, etc. Make cut-to-size glued-on clothes, hair, etc. for characters by using a copy of the coloring sheet, cutting out the selected portions and making them the patterns for whatever you want to cut out of fabric, paper, foil, etc.

<p>Response Activities: Crafts</p> <p>Extra Crafts</p> 	<p>With each Bible Truth, there are three extra crafts included for use at any time.</p> <p>These are a Go-and-Tell Craft; a Bible Story Coloring Picture and a Bible Story Puzzle (which is the Storyboard Picture Placement page from the story, which you can cut out into the appropriate number of puzzle pieces for your children, then re-assembled by them).</p> <p>Like the other crafts in the curriculum, these extra crafts are referenced in the lesson plan, but instructions and any pages to be photocopied are found in Appendix C at the back of each Deep Down Detectives Core Curriculum book.</p>
<p>Response Activities: Discussion Sheet</p> 	<p>The discussion sheet contains questions about the key concepts used in the Bible Truth. These can be used to spark good conversation as the children are coloring. They can also be used as part of the games and other activities to add even more depth.</p> <p>They are most appropriate for use with children ages 3 and up.</p>
<p>Take Home Resources</p> <p>Coloring Pages/ Take Home Sheets</p>  <p>Take Home Version of the Bible Story</p> 	<p>There is a different coloring page/take home sheet for each of the three lessons provided for every Bible Truth. Each take home sheet has a slightly different emphasis, but they all include the key concepts and a few questions. They also tell parents where they can find the full script to Bible story and other resources on the Praise Factory website (in the Parents' Resource section for the curriculum), if they want to use them at home with their children.</p> <p>The front side is the coloring page and the back side is the take home sheet. The coloring pages/take home sheets are referenced in the lesson plan, but the pages to be photocopied are found in Appendix C at the back of each Deep Down Detectives Core Curriculum book.</p> <p>There is also a take home version of the story that you can give out along with the take home sheets. This is also available online in the Deep Down Detectives parents' resources section.</p> <p>This version of the Bible story is referenced in the lesson plan, but is included in Appendix C at the back of each Deep Down Detectives Core Curriculum book. It is also available online in the Deep Down Detectives Parent Resource section, as parents are reminded on each take home sheet along the bottom.</p>
<p>Music Resources</p> <p>Lyrics and Sheet Music</p>  <p>audio mp3's of the songs</p>	<p>Lyrics and sheet music for the songs used with each Bible Truth are included within the Deep Down Detectives Core Curriculum books.</p> <p>Each lesson plan includes the lyrics to the core songs used with each Bible Truth. Large format lyrics and sheet music for the songs is included in Appendix A of each Core Curriculum book.</p> <p>Frequently, the lesson plan references extra songs. The lyrics and sheet music to these extra songs are only found in Appendix A with the other unit songs.</p> <p>The songs can be downloaded from the praisefactory.org website. There are 16 zip files of mp3s of songs, one for each of the 16 Deep Down Detectives units. Or, you can download the QR code sheets of links to the songs.</p>

Customizing the Curriculum: Know Yourself to Know What You Need

A good, curriculum custom-fit starts with thinking carefully about those involved. Here are six, key factors to consider. (The Children's Ministry Questionnaire will guide you through these issues in much greater depth.)



Your Children's Abilities

- + readers/pre-readers?
- + age groupings in the same class
- + attention span
- + exposure to the gospel?
- + etc.



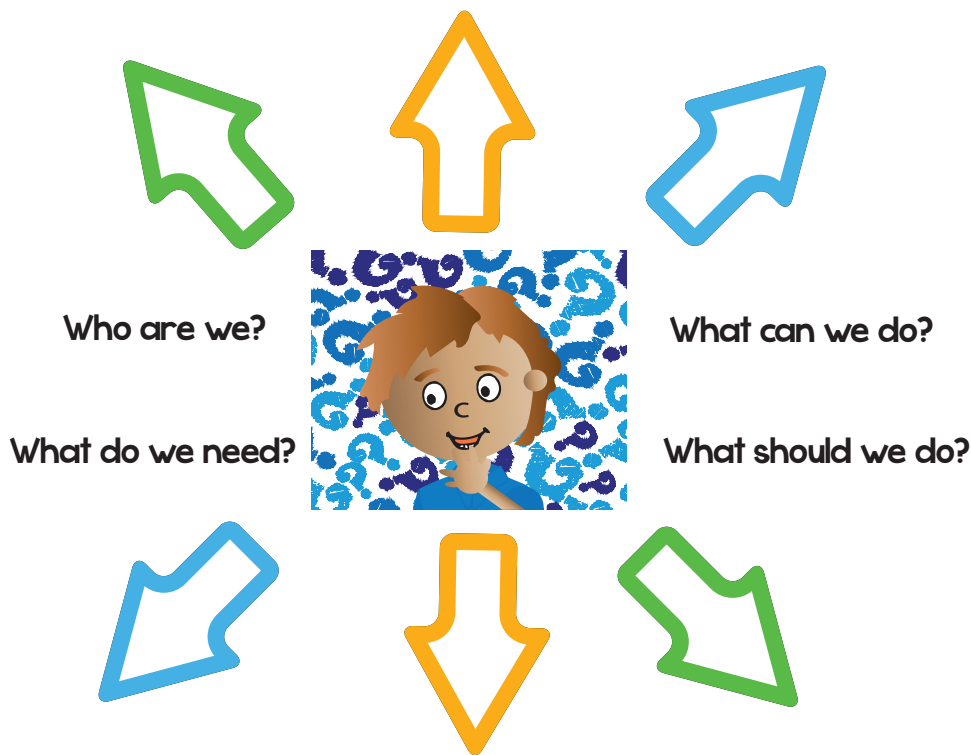
Your Teachers' Agility

- + teaching experience
- + experience with children
- + classroom experience
- + their own spiritual maturity
- + etc.



Your Time Capacity

- + Thirty minutes or one hour?
- + Once a week/five days a week?
- + A camp session/a V.B.S
- + School year/a full year?
- + etc.



Your Teaching Locality

- + Home, church or school?
- + Urban, suburban or rural?
- + Storage space available?
- + Classroom size?
- + etc.



Your Ministry Priorities









- + Who gives you spiritual oversight?
- + What do they want you to teach?
- + Are they willing to look over the curriculum/help find and screen teachers?
- + etc.



Your Practicalities

- + What is your budget?
- + Who will prepare the curriculum?
- + How much time do they have?
- + Is there anyone willing/able to oversee the start up and implementation of a new curriculum?

Customizing the Curriculum: Build-Your-Own-Curriculum Sandwich

	<p>You've thought about who you are, what you need, what you can do, and what you can should do. Now it's time to customize your own curriculum version. We like to think of this process as similar to creating your favorite sandwich. Start with what you know has to be there, then add in extras until you get just what you want. You might be a "meat-only" sandwich, needing only the very basics of the curriculum. Or, you want "the works"--the whole curriculum, just as it is written. Many people use something in between. The important thing is to keep in mind the specifics of your teachers; your children; your time constraints; and, your ministry situation. Then build your own version of Deep Down Detectives that works best for you. Bon appetit!</p>	
<p>1. Start with the Meat: Core Curriculum</p> 	<p>Resources:</p> <ul style="list-style-type: none"> • Big Question and Answer • Bible Truth • Bible Verse • Bible Story 	<p>These are the backbone of biblical truth for the curriculum. You really only have to have these. Everything else is extra!</p>
<p>2. Choose Your Cheese: Response Activities</p> 	<p>Resources:</p> <ul style="list-style-type: none"> • Bible Memory Game • Bible Story Review Game • Music, Movement & Memory • Crafts 	<p>Response activities are second in importance only to the "meat." They are enjoyable, hands-on activities that help the children learn and retain the "meat" of biblical truths.</p>
<p>3. Add the Lettuce: Intake Activities</p> 	<p>Resources:</p> <ul style="list-style-type: none"> • Free Play • Activity Centers • Unit Songs • Bible Memory Game 	<p>Intake Activities are a nice addition to your curriculum "sandwich", but you don't have to have them. They often help the children settle better in class and prepare them for learning.</p>
<p>4. Throw on Extra Veggies: Zesty Extras</p> 	<p>Resources:</p> <ul style="list-style-type: none"> • Deep Down Detectives Song • Classroom Rules Chant • The Big Question Box Song • The Bible Song • Let's Pray Song • ACTS Prayer Song 	<p>These are few extras that add zest to the curriculum. The Classroom Rules Song is especially helpful for reminding the children of expected classroom behavior in a fun way.</p>
<p>5. Spread on Condiments: Transitions</p> 	<p>Resources:</p> <ul style="list-style-type: none"> • The Classroom Song (4 verses) 	<p>Harnessing the transition points in your curriculum can make teaching much easier for your teachers and actually fun for your kids. The Deep Down Detectives curriculum uses music to structure and teach the children through every transition.</p>
<p>6. Choose Your Bread: Curriculum Presentation Features</p> 	<p>Resources:</p> <ul style="list-style-type: none"> • Big Question Box/Briefcase • Storyboard Flannelgraph Pictures or Story Scenes 	<p>These are resources that are used to present the curriculum to the children. They help keep the children focus and make the learning more visual and interactive.</p>
<p>7. Prepare It for Carry Out Take Home Resources</p> 	<p>Resources:</p> <ul style="list-style-type: none"> • Coloring Sheet/Take Home Sheet for each lesson • Take Home version of each story 	<p>Take home resources are a great way for parents to know what their children are learning and to provide them with a tool for further discussion.</p>

Common Customizations: Age Groups

Having considered these questions, put this information to work to build your version of the curriculum.

Here are some ways we have customized the curriculum or seen it customized by others:

CUSTOMIZE BY: Age Group	
2 year olds	<p>GENERAL OBSERVATIONS: You are doing well just to get these children to begin to sit as a group. Build up to this, as they get adjusted to a classroom setting. Set your expectations LOW! Helping the children learn how to be a group prepares them for learning more later and even more being able to join in the church service better. This, by itself, is a job well-done.</p> <p>NUMBER OF LESSONS OF A BIBLE TRUTH USED: All three lessons for sure! Repetition is great for these kids! But, if you go at this rate, you will not get very far through the 70 Bible Truths in a year. Consider using Hide 'n' Seek Kids instead.</p> <p>SUGGESTIONS FOR HOW TO USE THE CURRICULUM:</p> <p>Opening Activity Time:</p> <ul style="list-style-type: none"> • Free play time as they come to class • You can have unit music playing in the background • Use the Classroom Songs to begin to teach them about transitions <p>Opening Circle Time:</p> <ul style="list-style-type: none"> • Use the Big Question Box/Briefcase • Teach them the Big Question • Sing the Big Question Song (short, nursery rhyme version) • Teach them the Bible Truth • Tell them the Bible Verse (maybe sing the song) • Tell the Bible story, using the storyboard • Do not expect these children to be able to do the listening assignment. • End with the ACTS prayer or an even shorter prayer, if attention is lagging. <p>Response Activity Time:</p> <ul style="list-style-type: none"> • Dismiss to free play time. • You can have unit music playing in the background. • Offer the coloring sheet/take home sheet craft after they have played for a while. • You MIGHT be able to weave a few of the discussion questions into your conversations with the children as they play or do their coloring sheet... but don't count on it. It's just fine if they don't! They are only two years old! <p>Closing Circle Time:</p> <ul style="list-style-type: none"> • Use the Classroom Songs to gather them back together. • Ask them the Big Question and Answer, tell them the Bible Truth, and sing the short Big Question Song again. • End with the ACTS prayer or an even shorter prayer, if attention is lagging. <p>Dismissal:</p> <ul style="list-style-type: none"> • Give out the take home version of the Bible Story, the day you start a new Bible Truth. • Give out coloring sheet/take home sheet for the lesson.

Common Customizations: Age Groups

CUSTOMIZE BY: Age Group	
3 year olds	<p>GENERAL OBSERVATIONS: This age group can enjoy much of this curriculum.</p> <p>NUMBER OF LESSONS OF A BIBLE TRUTH USED: All three lessons for sure! Repetition is great for these kids! But, if you go at this rate, you will not get very far through the 70 Bible Truths in a year. Consider using Hide 'n' Seek Kids instead.</p> <p>HOW TO USE THE CURRICULUM: As written, except... the listening questions will be a new concept to this children of this age. This is the new skill you will be working on to give the children. It may take a while to get them used to holding on to a question or two as they listen. You might even want to remind them of the questions as you read the story. (This is another way we help these children prepare to gather with the congregation and be ready to learn from a sermon. And, be careful not to overwhelm them with too many discussion questions. Choose a few and repeat them when playing the games. Add in more as they master the answers to your initial ones.</p>
4-5 year olds OR 2-5 year olds as one class	<p>GENERAL OBSERVATIONS: 4-5 year olds: The concepts of the curriculum were especially created with this age group in mind.</p> <p>2-5 year olds as one class: You are combining children with fairly different developmental abilities. While one teacher is teaching, the other teacher may need to be quietly tending to the 2 year olds as their attention span fades.</p> <p>NUMBER OF LESSONS OF A BIBLE TRUTH USED: These children will do best with 2-3 lessons of the three included with each Bible Truth. We do two concepts per month of Sundays. That 2 lessons from Bible Truth, then 2 lessons from the next Bible Truth. Or, in months with five Sundays, you would choose to do 2 lessons from one Bible Truth and 3 lessons from the next. You will complete the curriculum in about 2 1/2 years at this rate.</p> <p>HOW TO USE THE CURRICULUM: As written. You can introduce the longer, full Big Question Songs, not just the short nursery songs with children.</p> <p>And, for those who have combined 2-5 year olds, having the children do the suggested actions that go with the full, Big Question Songs can be a great chance for the little 2-year-olds to get some wiggles out.</p>

Common Customizations: Age Groups

CUSTOMIZE BY: Age Group

pre-K & K

GENERAL OBSERVATIONS:

The concepts of the curriculum were especially created with this age group in mind.

NUMBER OF LESSONS OF A BIBLE TRUTH USED:

These children will do best with 2 lessons of the three included with each Bible Truth. We do two concepts per month of Sundays. That 2 lessons from Bible Truth, then 2 lessons from the next Bible Truth. Or, in months with five Sundays, you would choose to do 2 lessons from one Bible Truth and 3 lessons from the next. **You will complete the curriculum in about 2 1/2 years at this rate.**

HOW TO USE THE CURRICULUM:

As written. You can introduce the longer, full Big Question Songs, not just the short nursery songs with children.

K-2nd grade

GENERAL OBSERVATIONS:

The concepts of the curriculum can still very good for this age group, but you are bumping up against its outer limits. I would move on to Praise Factory Investigators, if I was using Deep Down Detectives with the preschoolers. However, if this curriculum is being introduced with this age group, it will be great for them.

NUMBER OF LESSONS OF A BIBLE TRUTH USED:

These older children will do best with 1 to 2 lessons of the three included with each Bible Truth. You will probably bore them if you repeat beyond this point.

HOW TO USE THE CURRICULUM:

Definitely introduce the longer, full Big Question Songs, not just the short nursery songs with this group.

I would either do:

two, full lessons per Bible Truth;

OR,

I would do one full lesson per Bible Truth, then use the Opening Activity time of the next session to review the previous session's concepts by playing the Bible Story game/ Bible Verse Review Game/singing the songs). I would then introduce the next Bible Truth concepts in Opening Circle Time.

Common Customizations: Teaching Situations

CUSTOMIZE BY: Teaching Situation	How to Structure the Curriculum
<p>Single Session One, 60-90 minute session on a lesson, in one day, once a week examples: Sunday School, Church Hour, Mid-week programs</p>	<p>As written. If you do not really have 60 minutes of actual teaching time, you will need to choose what not to use. Choose what you think is most important to have in your session, then continue to add in elements until you have filled up your time budget.</p>
<p>Double Session Two 60-90 minute sessions, on the same lesson, in one day, once a week examples: Sunday School PLUS Church Hour OR, Sunday Morning PLUS Sunday Evening OR, Sunday Morning PLUS Wednesday Evening</p>	<p><i>(This is how we use the curriculum here at CHBC)</i></p> <p>First session of the Double:</p> <ul style="list-style-type: none"> • Use Opening Activity • Opening Circle Time • And choose an activity • Fill in extra time with free play activities <p>snack and potty break</p> <p>Second session of the Double:</p> <ul style="list-style-type: none"> • Review Opening Circle Time • Choose another activity • Fill in extra time with free play activities
<p>Daycare/Schools Bible Class</p>	<p>Schools vary in how many days they teach Bible. Some will have a daily Bible class. Others, will have it only certain days.</p> <p>Here's a suggestion for one Bible Truth a week, 5 days a week Bible class for preschoolers:</p> <p>Typically, each session you will be:</p> <ul style="list-style-type: none"> • Reminding the children of the Big Question and Bible verse; • Telling them the Bible story (or asking them questions to review it); • Singing the songs; and, • Following up with a response activity. <p>There are three lessons in each Bible Truth, with a listening assignment for each lesson. each with a coloring page, and three games; plus, three extra crafts.</p> <ul style="list-style-type: none"> • That makes 12 activities, plus the three extra crafts. Plenty for a week of Bible classes for little preschoolers. • You could read the story on Monday, Wednesday and Friday, using a different listening activity each time. Use the coloring sheet corresponds to the listening activity on those days. • Then, the other two days of the week, use the games to review what they have learned. <p>With 16 units of 67 Bible truths, this gives you about two academic years of curriculum.</p>
<p>Camps, VBS and Short-term Missions Trips</p>	<p>Since camps, VBS and mission trips usually involve both preschoolers and elementary school children, you will do best use two or three of the Praise Factory family of curriculum to meet everyone's needs. At the end of this introduction section, we provide suggested schedules for these ministry situations. We also have included how the Bible Truths across all three curriculums line up so you can coordinate the truths you are teaching across all of the age groups/curriculums.</p>

Maiden Voyage: Testing Out the Curriculum

Making a Test Run

At last it's time to try out the curriculum on your kids. As mentioned before, our favorite way to try out a new curriculum is with a smaller group of children (of the more-likely-to-be-well-behaved variety), when there is an opportunity to do so. This gives the curriculum its best test-run. Ideally, you want to give any curriculum a few sessions trial period. New curriculum is new curriculum. Teachers will be getting used to it as will the kids.

You may choose to dive in the deep end and introduce the whole curriculum to the children at once. As you introduce the curriculum to your children, also remember that everything will be new to them at first. New ideas and structures use up a lot more attention and energy than when they are familiar and routine...and it takes time for them to become routine. Be patient! Expect this!

Or, you may take the gradual approach, deciding on lesson elements to introduce gradually, then adding more in as you go. Think about the routine the children are used to in your classroom already. What works? What doesn't work? Slot Deep Down Detectives resources into the parts of your current framework that work best with your children, then gradually build from there.

For example, you might want to start with just the Bible story and Bible verse the first lesson, adding other elements the second lesson, and so on. Also, realize that the children will be doing a lot more watching and a lot less direct participation at first as they are learning the routine.

Give yourself and the children a few lessons to settle into the routine before deciding what is the right amount of activities to include each week. As the children get used to the lesson routine, you will find the children have more attention and energy to devote to the learning activities.

Evaluate and Adjust It

As you test-run the curriculum, you will probably want to evaluate and make changes. Reflect on how the teaching session goes, after each of your test runs and make any necessary changes. As you get closer to a good fit, add in more conditions like the typical classroom--such as your crazier kids, etc.. See how the curriculum works with these new elements. Make more changes until you feel good about your fit.

The Real Launch: Implementing the Curriculum in Your Situation

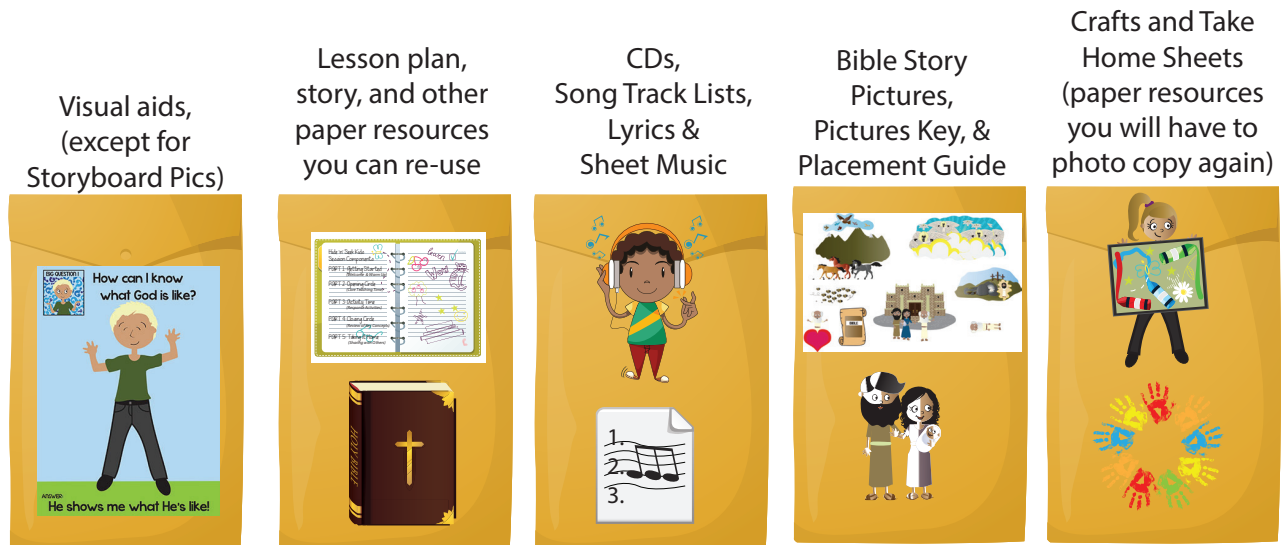
Sign Post It	Once you have figured out what works best for your children and those teaching the curriculum, put sign posts in place in the classroom. If you found that certain activities work better in a certain part of the room (such as games or craft time), put up a sign on the wall near that area indicating that. Or, put down a rug where you want to have Circle Time.
Choose and Train Your Load-Bearers	<p>If the curriculum follows a set time schedule, display the schedule on the wall in large print so a teacher can with just a glance know what he/she should be doing.</p> <p>Signpost where you store your curriculum resources (games, curriculum, music, craft supplies, etc), too, so that even the newest teacher can easily find what he/she needs.</p> <p>Once you feel that you have adjusted the curriculum to a good fit for teacher and children, begin to train others in how to teach it, too. Ideally, this starts as a mentoring experience between you and another teacher (preferably two). You are looking for people who are willing to learn the curriculum inside-out until they can teach it well themselves and can later train others in it, too. I call these teachers, "load-bearers," because they will share the weight of implementing the new curriculum.</p> <p>First, have your load-bearers come observe you as you teach the curriculum. Have them read the introductory materials and the curriculum lesson plan before they observe. After class, de-brief with them about the session. Have them continue to come for a number of session, gradually handing over the teaching responsibilities until they are comfortable and confident.</p>
Bring the Parents Up to Speed	Make sure to include parents in your launch! Communicate with them about the change in curriculum that is happening. Hold a meeting. Send out an email. Hand out the Deep Down Detectives flyer (pgs. 7-8, Core Curriculum books). Ask them to parents. Invite their feedback. Make them your partners, after all, it is them and their kids you hope to help.
Add Others	With your load-bearers in place and confident in the curriculum, you can now begin to look for more potential teachers to be trained. The load-bearers will then follow the same steps as you took with them: having them observe, then gradually take teaching responsibilities, de-briefing after each session. Continue until they are confident.
Want to See More?	<p>Three times a year (the third Saturday/Sunday of March, May and September), we hold a free lunch, learn-and-look workshop and observation time here at Capitol Hill Baptist Church in Washington, D.C.</p> <p>On Saturday, we gather for lunch and talk philosophy; child protection policy; encouraging parents; recruiting teachers; dealing with discipline issues; etc; and, of course, curriculum. After finishing up our group session, we are happy to talk to individual churches about their particular situations.</p> <p>Then on Sunday, we offer an opportunity to see Deep Down Detectives and the other Praise Factory curriculum in action in our classes. This can be a great way to help others understand and get excited about the curriculum.</p> <p>The registration form for these workshops can be found on the Praise Factory website.</p>

Protect Your Investment: Tips on Storing the Curriculum for Future Use

This is a curriculum that keeps on giving year after year. Everything is re-used. If you do a good job storing the curriculum, it will serve your church well and at little cost for many years.

Here are two ideas to help you:

Idea #1: If you are teaching only a small group of children:




Then, store all of these resources together in a magazine file



Protect Your Investment: Tips on Storing the Curriculum for Future Use

Idea #2: If you are teaching a large group of children (like we do at CHBC), you may want to have a separate envelope for each resource type.

Copies of Unit Lesson Plan, and Story with Listening Assignments



CDs, Song Track Lists, Lyrics & Sheet Music



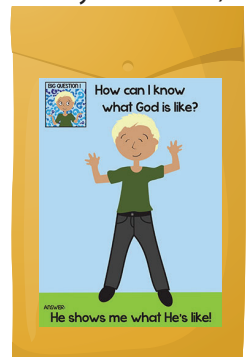
Bible Story Pictures, Pictures Key and Placement Guide



Discussion Sheet



Visual aids, (except for Bible Storyboard Pics)



Craft/Take Home Sheet 1



Craft/Take Home Sheet 2



Craft/Take Home Sheet 3



Extra Craft 1



Extra Craft 2



Extra Craft 3

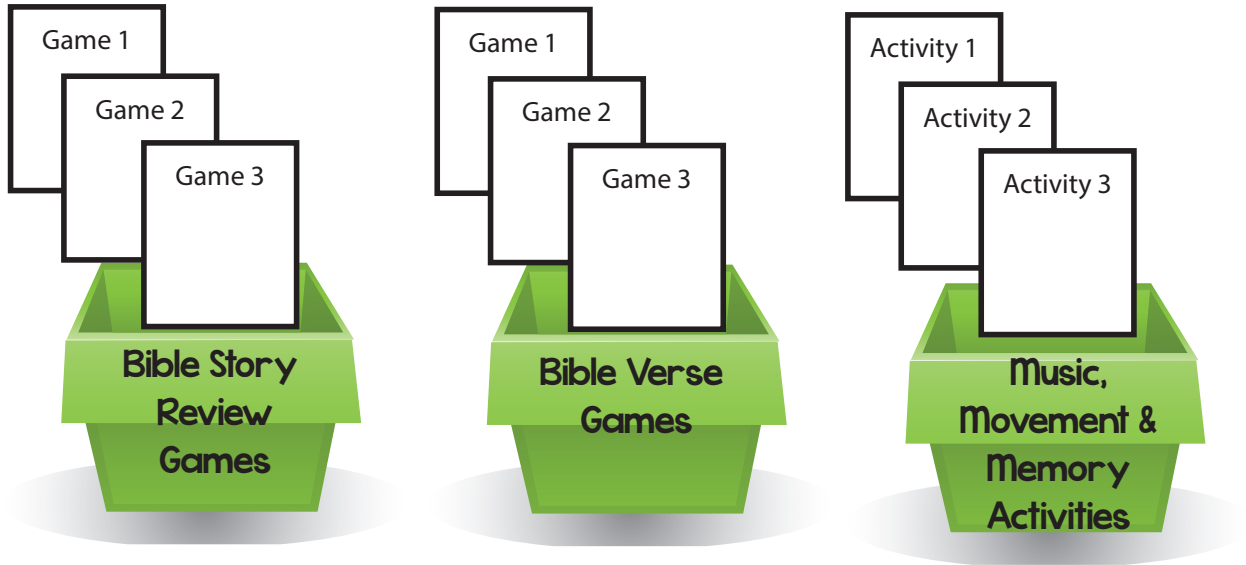


Then, store all of these
resources together in a
magazine file



Protect Your Investment: Tips on Storing the Curriculum for Future Use

Store your games in separate ziploc bags and put them in bins.:



Master Supplies List for All Deep Down Detectives Games

Deep Down Detectives uses many games. The good news is, they are simply made and they are re-used throughout the whole curriculum. Make sure you save the games you make and it will save you a lot of time later.

This is the full list of the games and the supplies needed in the Deep Down Detectives Curriculum. While you only need to make whatever games you choose to use with each lesson, **I strongly recommend that you make all the games before you start using the curriculum.** Get the prep work over with at the beginning and coast your way through years of enjoyment! Store them in ziploc bags or baskets and pull them out when needed. So simple!

THIS LIST IS ALSO INCLUDED IN APPENDIX B: GAMES

Bible Verse Games

Lily Pad Jump

- Cube-shaped cardboard box,
- paper,
- glue,
- marker

Animal Cube

- Cube-shaped cardboard box,
- paper,
- glue,
- marker

Simon Says How

- Cube-shaped Cardboard box
- Paper, glue, and a marker

Bean Bag Catch

- 1 bean bag per every 2 children (or every child)
- NOTE: Can also fill socks with beans and tie open end to make beanbags.

Slap, Clap and Stack

- 10 or 12 Blocks or other stackable objects

Freeze 'n' Say

- Music and CD/Tape player

Fill 'er Up

- 1 bean bag per child
- NOTE: Can also fill socks with beans and tie open end to make beanbags.
- Cardboard box or laundry basket
- Carpet squares, 1 per child

Loud and Soft, Big and Little

- none

Bible Verse Games

Roll 'n' Toss

- Cube-shaped Cardboard box
- Paper, glue, and a marker
- 1 bouncy ball per 2 children

Duck, Duck, Goose

- none

Deep Down Detective Mission Madness Practice

- Detective Gear, such as a trench coat, sunglasses, and a hat

Block Clapping

- 2 wooden blocks per child, preferably about 3"x 2", as found in many children's block sets

Meet, Greet, and Keep It Up

- 16 oz cups, 1 per child (with some extras)
- 2 pieces of rope as long as a line of children
- Masking tape

Master Supplies List for All Deep Down Detectives Games, continued

Music, Movement & Memory

Thumping Drums

- 1 Oatmeal container/coffee can with lid per drum
- Tape
- Popcorn, rice, beans, etc.
- Wooden spoons, dowels, unsharpened pencils, if desired, for mallets

Say, Spring Up and Shout

- Bean bags, one per child

Freeze Frame

- Some kind of fun hat or clothing for the leader to wear

Egg Shakers

- Empty Easter eggs
- Rice, beans, buttons, pennies, popcorn, beads, small nails or bolts, etc.
- Glue and glue gun OR strong packing tape

Jingle Bell Hands

- 1 6" piece of sturdy string
- 4 or 5 jingle bells, available in most craft shops

Sing, Dance, and Fall Down

- Optional: Bean bags, one per child

Big Voice, Little Voice

- none

Bottle Shakers

- 1 empty 16 oz. soda bottle per shaker
- Rice, beans, buttons, pennies, popcorn, beads, small nails or bolts, etc.
- Glue and glue gun OR strong packing tape

March 'n' Say

- Optional: A fun hat for the leader of the march, or for everyone in the march

Clap, Tap and Say

- none

Lullabies, Bells and Lions

- Bell

Music, Movement & Memory

Musical Squares

- Carpet Squares, enough for all of the children (or chairs)

Block Clappers

- 2 wooden blocks per child, preferably about 3"x 2", as found in many children's block sets

Master Supplies List for All Deep Down Detectives Games, continued

Story Review Games

Going Fishing

- One long wooden dowel, yardstick, etc. per fishing pole
- Yarn
- Paper clip per fishing pole
- Rope
- Two chairs
- Blanket
- Box/bucket/container
- Bucket

Pony Express

- Small manila envelopes, one per flannel graph figure
- Kid's small backpack or a tote bag with a strap
- Basket
- Cowboy hat
- Stick horse or a broom

Fix Up the Mix Up

- None

Can You Remember?

- Index cards

Deep Down Detectives Clue Hunt

- Variety of interesting items that have one or more places to hide a storyboard picture
- Detective Hat
- 4 False Clues (included on the next page)
- CD Player and Deep Down Detectives Theme Song

Clothespin Line Up and Drop

- Rope
- Clothespins, the hinged type
- Shoe box
- Tape

Who's in the Basket?

- Blanket
- Basket

Run to the Grocery Store

- Grocery bag or kid's grocery cart
- Empty food cartons

Story Review Games

Treasure Hunt

- 10 small lidded plastic containers or boxes (like from a jewelry store) or wooden, hinged boxes from a craft store
- Various decorating supplies, such as fake craft jewels, glitter, glitter glue, foil paper, gold spray paint
- glue

Take Me Through the Tunnel

- Chairs or Table
- Sheet or blanket
- Box

Missing in Action

- None

Who's Inside?

- 10 different containers with lids

Look Who's Coming Down the Tracks

- Two shoe boxes
- 6' or so of rope
- Optional: Engineer's hat

VBS, Camps and other Programs

Programs like camps, VBS and short-term missions Children's Ministry usually involve such a wide, age-range of children that it's best to use two or three curriculums, instead of just one, to meet everyone's learning level. This is easy to do with the Praise Factory family of curriculum, since you are using the same, sixteen Big Question Units in all three curriculums.

There are so many ways to do these programs. Here are the most common ones I've heard of:

- One, half day
- One, full day
- One evening
- Friday Night-Saturday
- Five, half days
- Five, full days
- Five evenings in a row
- Five one-day evenings (such as five Wednesday nights in a row)
- Two, five-day weeks in a row

Although these programs take place at many different times, they typically run one of three, standard lengths of time:

- 1 1/2 hour programs
- 2 1/2 hour programs
- 6 hour programs

Here are session suggestions for each of these three lengths of programs:

NOTE: I have put some place holder times in schedules. You change them to your actual times.

1 1/2 Hour Multi- Age Programs

1 1/2 Hour Program (for 2 year olds):

- 9:00 Free Play/Activity Centers
- 9:15 Opening Circle Time (Singing, Big Question, Bible Verse and Bible Story)
- 9:30 Free Play/Activity Centers
- 9:45 Activities: Game, Craft and/or Music
- 10:20 Closing Circle Time
- 10:30 Dismissal

1 1/2 Hour Program (for ages 3-5):

Hide 'n' Seek Kids or Deep Down Detectives Session, as written

1 1/2 Hour Program (for elementary age kids):

Praise Factory Investigators Session, as written

VBS, Camps and other Programs: 1 1/2 Hour Schedule

1 1/2 Hour Program (for 2 year olds): (Hide 'n' Seek Kids or Deep Down Detectives)

- (9:15 – Early Arriver Activity – a few puzzles or paper and crayons on a table)
- 9:30 – Activity Centers
- 9:40 – Clean Up Toys
- 9:45 – Opening Circle Time (Add actions to songs to make this time more active)
- 10:05 – Craft Time (Use one of the Extra Crafts)
- 10:15 – Play with Toys /Check Diapers/Potty Break
- 10:25 – Clean Up Toys
- 10:30 – Memory Verse Time: Music, Movement & Memory; Bible Verse Review Game
- 10:40 – Snack Time
- 10:50 – Closing Time/Take Home Sheet/Coloring Time (Ask them the Closing Time questions as they are coloring at the tables)
- 11:00 – Parents come

1 1/2 Hour Program (for 3-preK 5 year olds): (Hide 'n' Seek Kids or Deep Down Detectives)

- (9:15 – Early Arriver Activity – a few puzzles or paper and crayons on a table)
- 9:30 – Activity Centers
- 9:40 – Clean Up Toys
- 9:45 – Opening Circle Time (Add actions to songs to make this time more active)
- 10:05 – Craft Time (Use one of the Extra Crafts)
- 10:15 – Play with Toys /Check Diapers/Potty Break
- 10:25 – Clean Up Toys
- 10:30 – Memory Verse Time: Music, Movement & Memory; Bible Verse Review Game
- 10:40 – Snack Time
- 10:50 – Closing Time/Take Home Sheet/Coloring Time (Ask them the Closing Time questions as they are coloring at the tables)
- 11:00 – Parents come

1 1/2 Hour Program--elementary school (Praise Factory Investigators)

- 9:00 Opening Large Group Time: Welcome, Singing
- 9:15 Opening Large Group Time: Big Question, Bible Truth, Bible Verse and Bible Story
- 9:45 Small Group Activities (Discussion and Games/Music/Craft Activities) If desired, each small group can prepare their activity for Small Group Presentations in Closing Large Group.
- 10:15 Closing Large Group Time: Small Group Presentations and/or Singing
- 10:30 Dismissal

VBS, Camps and other Programs: 2 1/2 Hour Schedule

2 1/2 Hour Program (for 2 year olds): (Hide 'n' Seek Kids or Deep Down Detectives)

- (8:45 Early Arriver Activity – a few puzzles or paper and crayons on a table)
- 9:00 Activity Centers (first set)
- 9:10 Clean Up Toys
- 9:15 Opening Circle Time (Add actions to songs to make this time more active)
- 9:25 Activity Centers (first set)
- 9:35 Craft Time (Use one of the Extra Crafts)
- 9:45 Play with Toys /Check Diapers/Potty Break 2
- 9:55 Clean Up Toys
- 10:00 Snack Time
- 10:10 Memory Verse Time: Music, Movement & Memory; Bible Verse Review Game
- 10:20 Activity Centers (second set)
- 10:30 Clean Up Toys
- 10:45 Craft Time (one of the extra crafts)
- 10:55 Play with Toys /Check Diapers/Potty Break 2
- 11:00 Clean up Toys
- 11:05 Active Indoor/Outdoor Play
- 11:25 Closing Time Circle Time
- 11: 15 Coloring Time/Take Home Sheet
- 11:30 Parents come

2 1/2 Hour Program (for 3-preK 5 year olds): (Hide 'n' Seek Kids or Deep Down Detectives)

- (8:45 Early Arriver Activity – a few puzzles or paper and crayons on a table)
- 9:00 Activity Centers (first set)
- 9:15 Clean Up Toys
- 9:20 Opening Circle Time (Add actions to songs to make this time more active)
- 9:40 Craft Time (Use one of the Extra Crafts)
- 9:55 Activity Centers (first set)
- 10:10 Clean Up Toys
- 10:15 Potty Break/Wash Hands
- 10:25 Snack Time
- 10:35 Active Indoor/Outdoor Play OR Activity Centers (second set)
- 10:50 Clean Up Toys
- 10:55 Memory Verse Time: Music, Movement & Memory; Bible Verse Review Game
- 11:10 Closing Time Circle Time
- 11:20 Coloring Time/Take Home Sheet
- 11:30 Parents come

2 1/2 Hour Program--elementary school (Praise Factory Investigators)

- 9:00 Opening Large Group Time: Welcome, Singing
- 9:15 Opening Large Group Time: Big Question, Bible Truth, Bible Verse and Bible Story
- 9:45 Small Group Activity 1: Discussion and Craft Activity
- 10:15 Active Outdoor/Indoor Play
- 10:30 Snack (Story-related snack) ACTS and Discussion Time (related to activity they are about to do 10:45 Small Group Activity 2: (Prepare this one for presentation to the rest of the children during Closing Large Group Time, if desired)
- 11:15: Closing Large Group Time: Small Group Presentations and/or Singing
- 11:30 Dismissal

VBS, Camps and other Programs: 6 Hour Schedule

6 Hour (Full Day) Program (for 3-preK 5 year olds): (Hide 'n' Seek Kids or Deep Down Detectives)

Use one Bible Truth and Bible story for the whole day's session. Afternoon provides an opportunity for reinforcement.

Morning Schedule

- 8:45 Early Arriver Activity – a few puzzles or paper and crayons on a table)
- 9:00 Activity Centers (first set)
- 9:15 Clean Up Toys
- 9:20 Opening Circle Time (Add actions to songs to make this time more active)
- 9:50 Active Indoor/Outdoor Play (Playground or organized games)
- 10:30 Potty Break/Wash Hands/Snack Time
- 10:45 Music, Movement & Memory Game and Singing
- 11:00 Craft Time (Use one of the Extra Crafts)
- 11:30 Activity Centers (second set)
- 12:00 - 1:00 Lunch and Play Time/Rest Time

Afternoon Schedule

- 1:00 Bible Story Review & Bible Verse Review (repeat story and storyboard or use games to review)
- 1:20 Craft Time (Use one of the take home sheet coloring activities of the Extra Crafts)
- 1:40 Activity Centers (second set)
- 2:00 Snack and Potty Break
- 2:30 Closing Circle Time Review/Singing
- 2:40 Free play, games, possibility outdoors
- 3:00 Dismissal

6 Hour (Full Day) Program--elementary school (Praise Factory Investigators)

Use two stories from same Bible Truth: one in the morning, one in the afternoon.

- 8:45 Greet children and parents as they arrive
- 9:00 Small Group Time: Introduce Big Question, Bible Truth, Bible Verse, etc.
- 9:15 Large Group Singing and Bible Story
- 9:45 Small Group Activity 1: Bible Truth Game
- 10:15 Small Group Activity 2: Craft
- 10:45 Snack and ACTS Prayer Time
- 11:00 Outdoor Fun - Active Game 1
- 12:00 Lunch and Free Play Time

Afternoon Schedule

- 1:00 Large Group Singing and Second Story (Other Bible Story or Story of the Saints)
- 1:30 Small Group Activity 1: Presentation Activity (Choose a different activity for each small group to work on during this time. They will present it to the rest of the children at the end of the session, if desired.)
- 2:15 Snack Time
- 2:30 Closing Large Group Time: Small Group Presentations and/or Singing
- 3:00 Dismissal

VBS, Camps and other Programs: Choosing Curriculum

You've figured out how many sessions your program will run and how long each session will last. Next, you need to figure out which curriculum you want to use. We suggest using Hide 'n' Seek Kids and/or Deep Down Detectives with your pre-schoolers and Praise Factory Investigators for your elementary school kids.

Find a unit you want to become the theme of your VBS. Choose the Bible Truths you want to teach. The charts of the following pages should help you see how the Bible Truths match up in the three curriculums. You've got tons of resources within each concept to fill up your schedule.

Here's a reminder of what you have in each:

Each Hide 'n' Seek Kids unit has:

- There is just one Bible Story and one Bible verse per unit.
 - There are 5 lessons of curriculum in each unit.
 - There is tons of music.
 - The activities in each of the 5 lessons include:
 - 1 Bible Story Review Game
 - 1 Bible Verse Game
 - 1 Music, Movement & Memory Activity (especially good for Bible Memory)
 - 1 Coloring Sheet/Take Home Sheet
- There are also 3 extra crafts
-

Each Deep Down Detective unit has:

- There are multiple Bible truths within each unit.
 - There are three lessons of curriculum, per Bible Truth, within each unit.
 - There is one Bible story for each Bible Truth.
 - There are 3 lessons of curriculum for each Bible Truth.
 - There is tons of music
 - The activities in each of the 3 lessons include:
 - 1 Bible Story Review Game
 - 1 Bible Verse Game
 - 1 Music, Movement & Memory Activity (especially good for Bible Memory)
 - 1 Coloring Sheet/Take Home Sheet
- There are also 3 extra crafts
-

Each Praise Factory Investigators unit has:

- Multiple Bible truths within it.
- There are three lessons of curriculum, per Bible Truth
- There are 3 stories for each Bible Truth: 1 Old Testament, 1 New Testament, and one Church History/missions.
- There are 3 lessons of curriculum for each Bible Truth--one for each of the three stories.
- There is tons of music.
- Each of the 3 lessons includes:
 - 1 Bible Story Review Game with Discussion Questions
 - 1 Bible Verse Game with Discussion Questions
 - 1 Bible Truth Game with Discussion Questions
 - 1 Craft with Discussion Questions
 - 1 Bible Verse Game with Discussion Questions
 - 1 Bible Verse Song with Discussion Questions, Sign Language and Song Game
 - 1 Hymn with Discussion Questions, Sign Language and Song Game
 - 1 Story-related Snack
 - 1 Take home sheet with the key concepts, the story and some discussion questions

Bible Truths that Match Up Across the Curriculums		
Hide 'n' Seek Kids	Deep Down Detectives	Praise Factory Investigators
Unit 1: The God Who Reveals Himself Q: How Can I Know What God Is Like? A: He Shows Me What He's Like!	1. By the Heart He Gave Me to Know and Love Him	1. God Made Our Hearts to Know and Love Him
	2. In Everything I See All Around Me	2. God's Creations Tell Us about Him
	<i>included in DDD Unit 1 Bible Truth 3, below</i>	(3. God Spoke to His People through Prophets Long Ago)
	3. In the Bible, the Perfect Word of God	4. God Speaks through His Word, the Bible
Unit 2: God's Wonderful Word, the Bible Q: What's So Special about the Bible? A: It Alone Is God's Word!	4. Through His Very Own Son, Jesus Christ	5. God Reveals Himself Most Completely through His Son, Jesus
	1. God Made Sure It Was Written Down Just Right	1. God Inspired Many People to Write Down His Word Perfectly
	2. It Tells Us about God and His Plans	2. God's Word Tells God's Way and Plans for His People, Past, Present and Future
	3. God Uses It to Save His People	3. God Uses His Word to Save His People
Unit 3: The Good News of God, the Gospel Q: What Is the Gospel? A: Salvation through Faith in Jesus Christ!	4. God Uses It to Change His People	4. God Uses His Word to Change His People
	1. God Made Us and We Should Obey Him	1. God Is the Good Creator and King of the World
	2. We Have All Disobeyed God and Deserve His Punishment	2. All Have Rejected God and Deserve His Eternal Punishment
	3. God Sent Jesus to Pay for God's People's Sins	3. God Sent Jesus to Bear the Punishment for Sin
Unit 4: The God Like None Other Q: Can Anybody Tell Me What the LORD Is Like? A: He's Not Like Anyone Else!	4. God Saves All Who Repent of Their Sins and Trust in Jesus as Their Savior	4. God Saves Those Who Repent and Trust in Jesus
	1. He Is a Glorious Spirit	1. The LORD is a Glorious Spirit
	2. He Is the One, True God	2. The LORD is the Only True God
	3. He Is God the Father, Son and Holy Spirit: One God, But Three Persons	3. The LORD Is God the Father, Son and Holy Spirit: One God, But Three Persons
	4. He Is Everywhere, All the Time	4. The LORD Is Everywhere, All the Time
	5. He Knows Everything There Is to Know	5. The LORD Knows Everything There Is to Know
	6. He Is Perfectly Holy, Purely Good	6. The LORD is Holy
	7. He Can Do Anything He Wants to Do	7. The LORD is Omnipotent
	8. He Is Always Faithful, Through and Through	8. The LORD is Faithful
<i>included in DDD Unit 4 Bible Truth 2, above</i>	9. The LORD's Names Tell Us About Him	
Unit 5: God, the Good Creator Q: Can You Tell Me What God Made? A: God Made All Things Good!	1. He Made Everything Good in Heaven and Earth	1. God Created All Things Good in the Beginning
	2. God Made People in a Special Way	2. God Created People Good in the Beginning
	<i>included in DDD Unit 5 Bible Truth 1, above</i>	3. God Created the World to Praise and Glorify Him
	<i>included in DDD Unit 5 Bible Truth 1, above</i>	4. God's Plans For His Creation Are Good and Unfailing
Unit 6: God, the Just and Merciful Q: How Did Bad Things Come into God's Good World? A: Bad Things Came Through Sin!	1. When Adam and Eve Chose to Disobey God	1. Angels and People Rebelled against God in the Beginning
	<i>included in DDD Unit 6 Bible Truth 1, above</i>	2. God Treated the First Sinners with Justice and Mercy
	2. When It Spread to the Whole World	3. All People Are Born Sinful, All People Need God's Mercy
Unit 7: The Law-Giving God Q: What Are God's Laws Like? A: God's Laws Are Perfect!	1. They are Written in the Bible, God's Word	1. God's Laws Are Written in the Bible
	<i>included in DDD Unit 7 Bible Truth 2, below</i>	2. God Created Us Perfect Law Keepers, But We Are All Lawbreakers
	<i>included in DDD Unit 7 Bible Truth 2, below</i>	3. God Gave Us His Laws to Convict Us of Our Sin that We Might Be Saved
	2. They Show Us that We Need God to Save Us	4. Jesus Kept God's Law Perfectly to Save God's People by His Grace
	3. They Tell Us How to Love God and Others	5. The Heart of God's Law is Love

Bible Truths that Match Up Across the Curriculums

Hide 'n' Seek Kids	Deep Down Detectives	Praise Factory Investigators
Unit 8: The God Who Loves Q: What Is God's Love for His People Like? A: It's More than They Could Ever Deserve!	<i>included in DDD Unit 8, Bible Truth 1, below</i>	1. God Blesses All People with Many Good Gifts
	<i>included in DDD Unit 8, Bible Truth 4, below</i>	2. God Loved His People Before They Loved Him
	1. He Gave His Son, Jesus, to Save Them	3. God Showed the Depths of His Love by Giving His Son to Save His People
	2. He Always Takes Care of Them	4. God Loves His People by Caring for Their Needs
	3. He Uses Their Sadnesses for Good	5. God Uses Everything in His People's Lives for Their Good and His Glory
	4. He Will Never Stop Loving His People	6. God Will Never Stop Loving His People
Unit 9: Jesus Christ, Immanuel, God with Us Q: What Did Jesus Come to Do? A: Jesus Came to Bring Us to God!	1. He Left His Home in Heaven to Save Us	1. Jesus, the Servant King
	2. He Never, Ever Disobeyed God	2. Jesus, the Obedient Son
	3. He Taught about God and Did Amazing Things	3. Jesus, the Amazing Teacher
	<i>included in DDD Unit Bible Truth 3, above</i>	4. Jesus, the Ruler of All Creation
	<i>included in DDD Unit 9, Bible Truth 5, above</i>	5. Jesus, the Lord over Life and Death
	<i>included in DDD Unit 9, Bible Truth 4, below</i>	6. Jesus, the Forgiver of Sins
	<i>included in DDD Unit 9, Bible Truth 2, above</i>	7. Jesus, the Christ, the Son of the Living God
	<i>included in DDD Unit 9, Bible Truth 1</i>	8. Jesus, the Glory of God
	4. He Died on the Cross for God's People's Sins	9. Jesus, the Ransom for Sinners
	5. He Rose from the Dead	10. Jesus, the Conqueror of Death
	<i>included in DDD Unit 9, Bible Truth 5, above</i>	11. Jesus, the Firstborn of the Resurrection
	6. He Went Up to Rule in Heaven	12. Jesus, the Reigning Son in Heaven
Unit 10: The Holy Spirit: The Indwelling God Q: What Does the Holy Spirit Do in God's People? A: He Changes Their Hearts!	1. The Holy Spirit Lives in God's People	1. The Holy Spirit Lives in God's People
	2. The Holy Spirit Gives God's People Courage	2. The Holy Spirit Gives God's People Courage
	3. The Holy Spirit Gives God's People Wisdom	3. The Holy Spirit Gives God's People Wisdom
	4. The Holy Spirit Builds God's Church	4. The Holy Spirit Builds God's Church
Unit 11: The God Who Saves Q: How Can We Be Saved? A: It Is God's Free Gift!	1. When We Tell God Our Sins and Turn Away from Them	1. God Saves Sinners Who Confess Their Sins
	<i>included in DDD Unit 11, Bible Truth 2, below</i>	2. Jesus Is the Only Way to Be Saved
	2. When We Trust in Jesus As Our Own Savior	3. We Must Trust Jesus as Our Savior
3. When the Holy Spirit Works in Our Hearts	4. The Holy Spirit Changes Our Hearts so We Can Be Saved	
Unit 12: God's People Live for Him Q: How Should God's People Live? A: They Should Live Like Jesus!	1. By Asking God for His Help	1. God's People Grow to Be More Like Jesus
	2. By Loving Him Most of All	2. God's People Love Him with All Themselves
	3. By Loving Other People As God Has Loved Them	3. God's People Love Others
	4. By Trusting God and Being Happy With What He Wants	4. God's People Trust Him
	<i>included in DDD Unit 12 Bible Truth 8, below</i>	5. God's People Are Good Stewards of His Gifts
	<i>included in DDD Unit 12 Bible Truth 5, below</i>	6. God's People Obey Him
	<i>included in DDD Unit 12 Bible Truth 5, below</i>	7. God's People Do Good Works God Has Prepared for Them
	5. By Learning God's Word and Obeying It	8. God's People Read His Word, the Bible
	<i>included in DDD Unit 12 Bible Truth 2, above</i>	9. God's People Think about Him
	6. By Saying "No" to Disobeying God	10. God's People Say "No" to Temptation
	7. By Telling the Good News of Jesus	11. God's People Tell Others about Him
	<i>included in DDD Unit 12 Bible Truth 4, above</i>	12. God's People Suffer According to His Plan
	<i>included in DDD Unit 12 Bible Truth 4, above</i>	13. God's People Know Heaven Is Their Home
	8. By Making Much of God	14. God's People Delight in His Glory

Bible Truths that Match Up Across the Curriculums		
Hide 'n' Seek Kids	Deep Down Detectives	Praise Factory Investigators
Unit 13: The Sustaining God Q: Why Do God's People Keep Believing in Him? A: It Is God's Sustaining Grace!	1. God, Alone, Sustains God's People	1. God, Alone, Sustains God's People
	2. God the Father Promises to Help His People	2. God the Father Promises to Help His People
	3. Jesus Provides God's People with Everything They Need	3. Jesus Provides God's People with Everything They Need
	4. The Holy Spirit Works in God's People	4. The Holy Spirit Works in God's People
	5. The Word of God Grows God's People	5. The Word of God Grows God's People
	6. God Uses His People to Strengthen and Comfort Each Other	6. God Uses His People to Strengthen and Comfort Each Other
Unit 14: The God Who Delights in Our Prayers Q: How Does God Want Us to Pray? A: Every Night and Day!	1. God Wants Us to Praise Him	1. God Delights in Our Adoration of Him
	2. God Wants Us to Confess Our Sins	2. God Delights in Our Humble Confession of Sin
	3. God Wants Us to Thank Him	3. God Delights in Our Thanksgiving to Him
	4. God Wants Us to Ask Him to Do Great Things	4. God Delights in Our Supplications to Him
	<i>included in DDD Unit 14 Bible Truth 4, above</i>	5. God Always Answers Prayers
	<i>included in DDD Unit 14 Bible Truth 4, above</i>	6. Jesus Is Why God Answers God's People's Prayers
Unit 15: God's People Gather Together Q: Why Do God's People Go to Church? A: To Worship God and Love One Another!	1. By Praising God for Jesus' Win over Death	1. God's People Gather Together for a Special, Weekly Worship Day
	<i>included in DDD Unit 15 Bible Truth 2, below</i>	2. God's People Are Led by Godly Leaders
	2. By Learning from God's Word, the Bible	3. God's People Gather to Hear God's Word
	<i>included in DDD Unit 15 Bible Truth 3, below</i>	4. God's People Are Called the Body of Christ
	3. By Caring for Each Other's Needs	5. God's People Love One Another with a Covenant Love
	<i>included in DDD Unit 15 Bible Truth 3, above</i>	6. God's People Gather to Give
	4. By Telling What God Has Done and Praying	7. God's People Gather for Fellowship
	<i>included in DDD Unit 15 Bible Truth 4, above</i>	8. God's People Invite Others to Gather with Them
	<i>included in DDD Unit 15 Bible Truth 4, above</i>	9. God's People Gather to Pray
	5. By Baptizing People Who Trust in and Live for Jesus	10. God's People Proclaim Their New Life in Christ through Baptism
	6. By Remembering Jesus Died to Save Them	11. God's People Celebrate Christ's Redeeming Sacrifice for Them
Unit 16: Jesus, the Returning King Q: What Will Happen When Jesus Comes Back? A: God Will Make Everything New!	1. Jesus Will Judge All People Fairly	1. King Jesus Will Return to End the World
	<i>included in DDD Unit 16 Bible Truth 1, above</i>	2. King Jesus Will Return When God's Work on Earth is Done
	<i>included in DDD Unit 16 Bible Truth 1, above</i>	3. When King Jesus Returns, God's People Will Be Made Like Him
	<i>included in DDD Unit 16 Bible Truth 1, above</i>	4. King Jesus Will Return to Bring the Wicked to Just and Final Punishment
	<i>included in DDD Unit 16 Bible Truth 1, above</i>	5. King Jesus Will Return to Judge God's People, Too
	<i>included in DDD Unit 16 Bible Truth 2, below</i>	6. King Jesus Will Be United with His Bride, God's People, Forever
	2. God's People Will Live Happily with God Forever	7. King Jesus Will Reign Forever

DEEP DOWN DETECTIVES

**Curriculum Resources
for Unit 14, Bible Truth 1:**



**How Does God Want Us to Pray?
Every Night and Day...**

He Wants Us to Praise Him!

Session Prep (especially good for newbies!)

Pray!



Pray for the Holy Spirit to be at work in your and the children's hearts.

Review



If new to the curriculum, look at the **Getting Started with Deep Down Detectives section of the Core Curriculum book.** (p.5) It will be especially helpful to read through the Deep Down Detectives section of **The Praise Factory Tour: Extended Version Book.** This is a visual way to understand what goes on in the classroom. (A pdf of the book is found in the samples section on the website.)

Look through and Learn the Lesson



Read over **lesson plan.** Practice any **songs or action rhymes** you are using. Choose/make up motions to go with these. Choose less with younger children and more with older preschoolers. **Practice the lesson with the visual aids** and using the Big Question Box/Briefcase.

Read and Rehearse the Bible Story with Pictures



Read the Bible story from the Bible. Read the curriculum version. Practice telling it with the storyboard pictures. (If you have not previously laminated the story pictures, do that now.) Or, rehearse it from the Simple Story Scenes, if you are using those.

Let There Be Music



Download the music and listen to the songs. Choose which of the songs you will use with the children. If using live musicians, make sure they have the sheet music (Appendix A, Core Curriculum book).

Put the Props in Place



1. Prepare your Visual Aids. Put the Big Question, Unit Bible Truths, Bible Truth, Bible Verse, and Listening Assignment signs, as well as the Bible Story script in one side of the Bible folder.
2. Get out your storyboard. If using Simple Story Scenes, put these in your Bible Folder. Or, if using the individual storyboard figures, put all background pictures in place (they have a BG by the number). Put the rest of the storyboard pictures (these have a SB by the number) in order of use in the other side of the Bible folder.
3. Put the DDD Bible Folder as well as the Big Question sign in the Big Question Box/Briefcase and shut it. If your box/briefcase has locks and you want to use the unlocking the box as part of your session, lock it now....but make sure you have the key or know the code first.
4. Prepare the music CD or sheet music or mp3 device for use in your session.

Set Out Free Play Activities



Choose and set up free time activities you will use with the children. Choose a variety of different activities that will be enjoyed by different types of children. Rotate the activities you provide to keep them interesting and fresh to your children. (Suggestions in Appendix D, Core Curriculum books.)

Prepare Any Activities



Choose which (if any) of the Bible Truth games and crafts activities you want to use in the session. Bear in mind your time frame as well as the developmental abilities and attention span of your children as you decide which/how many to prepare. **Look over the Discussion Sheet** and choose a few questions you might use to spark discussion with the children as they do their activities (especially good for ages 3's+). Pray for God to give you opportunities to talk about these things with the children.

Let Them Take It with Them



Make copies of the craft/take home sheets, if you are not already using them as one of your activities. You may also want to make copies of the story (see take-home version of each story included in Appendix C with the other take home resources) to have for parents to use with their children at home. There's a link on each craft/take home sheet to the story, if you don't make hard copies.

Store It



After your session is over, collect the resources and store them for future use. This curriculum can be used over and over for years to come.

Unit 14: The God Who Delights in Our Prayers

UNIT OVERVIEW

Prayer is talking and listening to God. It's how God's people enjoy more of the special closeness they have with Him. It is a little bit like the forever happiness they will have with God when they live with Him in heaven.

God's people pray to God every night and day...and many times in between. There is so much to talk to Him about and God always wants to listen!

God's people tell God how wonderful He is. They say sorry for how they have disobeyed Him. They thank Him for all He's done for them and others. They ask Him to do great things. God's people want to stay close to God because He is the most wonderful person anyone can ever know.

In this unit we will learn four truths about prayer.

UNIT BIBLE VERSE: Philippians 4:5,6, ESV

"The Lord is at hand; do not be anxious about anything, but in everything by prayer and supplication with thanksgiving let your requests be made known to God."

BIG QUESTION UNDER INVESTIGATION: How Does God Want Us to Pray?

ANSWER: Every Night and Day...

OPTIONAL Big Question 14 INTRODUCTION LESSON (Use Hide 'n' Seek Kids Unit 14 Material)

Story: The Case of the Man Not Stopped by Big Teeth *Daniel 6*

Bible Verse: Philippians 4:5,6, ESV

➔ BIBLE TRUTH 1: He Wants Us to Praise Him (3 Lessons Available)

Story: The Case of the Middle of the Mess

2 Chronicles 19-20

Bible Verse: Psalm 40:16, ESV

BIBLE TRUTH 2: He Wants Us to Confess Our Sins to Him (3 Lessons Available)

Story: The Case of the Slow Sorry

2 Chronicles 33; 2 Kings 21

Bible Verse: Psalm 32:5, ESV

BIBLE TRUTH 3: He Wants Us to Thank Him (3 Lessons Available)

Story: The Case of the Wet and Wild Thank You *Jonah*

Bible Verse: Psalm 107: 8, NIV 1984

BIBLE TRUTH 4: He Wants Us to Ask Him to Do Great Things

(3 Lessons Available)

Story: The Case of the Daring Pray-ers *Acts 3-4*

Bible Verse: Psalm 17:6, ESV

Deep Down Detectives ESV Songs 14 Track Numbers

This is a listing of all songs mentioned in the unit curriculum. You may or may not choose to use all of the songs. They are listed in easy-reference order--NOT in the order used in the curriculum. You may choose to simply burn a CD/load them onto an mp3 device in this order. Or, you may want to do what we do: choose the songs we want to use and create a play list of them in that order. Then, we burn a CD/upload the play list onto an mp3 device. A teacher only has to click forward to the next song, instead of hunting for the right track. The track number have been included as part of the title of each song, teachers will still have a reference to the track number listed in the curriculum (same as those listed below), even if you change the order on your customized play list.

SONGS USED EVERY UNIT OF THE CURRICULUM

- 1 The Classroom Song v.1
- 2 The Classroom Song v.2
- 3 The Classroom Song v.3
- 4 The Classroom Song v.4
- 5 Deep Down Detectives Theme Song
- 6 The Classroom Rules Song
- 7 Let's Pray Song
- 8 The Big Question Box Song
- 9 The Bible Chant Song
- 10 ACTS Prayer Song (Short Version)
- 11 ACTS Prayer Song (Full Version)

listen to or download songs for free at <https://praisefactory.org:Deep Down Detectives Music page>

Why the Extra Songs?

Deep Down Detectives is a curriculum used by a wide age-span of kids. Sometimes one of the other songs is a better fit for your kids. Or, you may simply want to teach them more songs on the same Bible Truth. Use as many or as few as you want.

UNIT 14: THE GOD WHO ANSWERS PRAYERS

- 12 Big Q & A 14 Song
- 13 Big Question 14 Song: How Does God Want Us to Pray?
- 14 Big Question 14 Bible Verse Song: Don't Be Anxious Philippians 4:5-6, ESV
- 15 Extra Big Question 14 Bible Verse Song: The Lord Is at Hand Philippians 4:5-6, ESV
- 16 Extra Big Question 14 Bible Verse Song: At Hand Philippians 4:5-6, ESV
- 17 Extra Big Question 14 Bible Verse Song: When You Pray Say Father Luke 11:2-4, ESV
- 18 Big Question 14 Hymn: What a Friend We Have in Jesus v.1
- 19 Big Question 14 Praise Song: Lord, I Want to Be a Christian

How Does God Want Us to Pray? Every Night and Day...

Bible Truth 1: He Wants Us to Praise Him

- 20 Bible Verse: May All Who Seek You Rejoice Psalm 40:16, ESV
- 21 Extra Bible Verse: Make a Joyful Noise Psalm 100:1-6, ESV
- 22 Extra Bible Verse: Noise, Noise, Noise Psalm 100:1-4, ESV (other version)
- 23 Extra Bible Verse: Proclaim the Name Deuteronomy 32:4, ESV
- 24 Extra Bible Verse: I Will Proclaim Deuteronomy 32:4, HCSB

Bible Truth 2: He Wants Us to Confess Our Sins

- 25 Bible Verse: I Acknowledged My Sin Psalm 32:5, ESV
- 26 Extra Bible Verse: Help Us, O God of Our Salvation Psalm 79:9, ESV

Bible Truth 3: He Wants Us to Thank Him

- 27 Bible Verse: Give Thanks Psalm 107:8, NIV 1984
- 28 Extra Bible Verse: Give Thanks to the LORD Psalm 105:1,2, ESV
- 29 Extra Bible Verse: Bless the LORD, O My Soul Psalm 103:1-5, ESV

Bible Truth 4: He Wants Us to Ask Him to Do Great Things

- 30 Bible Verse: I Call On You, O God Psalm 17:6, ESV
- 31 Extra Bible Verse: Give Ear to My Words, O LORD Psalm 5:1-3, ESV
- 32 Extra Bible Verse: I Will Do Whatever You Ask in My Name John 14:13, ESV
- 33 Extra Bible Verse: Incline Your Ear Psalm 86:1,15,16, ESV
- 34 Extra Bible Verse: Though the Earth Give Way Psalm 46:1,2, ESV
- 35 Extra Bible Verse: Take Up the Whole Armor Ephesians 6:13,16-18, ESV
- 36 Extra Bible Verse: For I Know the Plans Jeremiah 29:11-12, ESV

Big Question 14, Bible Truth 1 Overview: Key Concepts

p.1

Unit 14: The God Who Delights in Our Prayers

Unit Big Question (and Answer): How Does God Want Us to Pray?
Every Night and Day!!

Unit Bible Verse: "The Lord is at hand; do not be anxious about anything, but in everything by prayer and supplication with thanksgiving let your requests be made known to God." -- Philippians 4:5,6, ESV

Bible Truth 1 Concept: He Wants Us to Praise Him

Prayer is talking to God and listening to Him. Prayer is a little taste of the forever happiness God's people will have with Him in heaven.

God's people praise God when they pray. They think about what God is like and they tell Him how wonderful He is. God's people praise Him for being their Maker. They praise Him for being all-powerful and all-loving. They praise Him for knowing everything and using all their sadnesses for good. They praise Him for being holy. Most of all, they praise Him for being their Savior. In heaven, God's people will praise God forever and ever. They will never run out of ways to praise Him.

We can be God's people when we turn away from our sins and trust in Jesus as our Savior. God wants us to praise Him, too!

Bible Truth 1 Bible Verse: Psalm 40:16, ESV

"May all who seek you rejoice and be glad in you; may those who love your salvation say continually, "Great is the LORD!"

Learn a Little: "Rejoice and be glad, say, "Great is the LORD!"

Meaning

God's people love to think about God and praise His name! He is the one, true God. He is so great, and He has been so very good to them! He has saved them from their sins through Jesus!

Bible Truth 1 ACTS Prayer

- A** We praise You, God. You are the great, one, true God, yet You invite us to talk to You. How amazing!
- C** God, You alone are God, and how very good You are! Yet, we so often do not praise You as You deserve. We forget who You are and what You have done. Too often, we think more about ourselves than You. We need a Savior!
- T** Thank You, God, for always deserving our praise! You never change! You treat us so much better than we could ever deserve! You are so patient with us! You give us so many reasons to praise You every day.
- S** God, work in our hearts. Help us to turn away from our sins and trust in Jesus as our Savior. Help us to praise You throughout the day. Fill our hearts with love for You. Help us live our lives for You so that others can see how good You are and will want to praise You, too. In Jesus' name, we pray, Amen.

Bible Truth 1 Story

The Case of the Middle of the Mess
2 Chronicles 19-20

Big Question 14, Bible Truth 1 Overview: Key Concepts**Songs Used in Bible Truth 1**

Big Q & A 14 Song

Big Question 14 Song: How Does God Want Us to Pray?

Big Question 14 Bible Verse Song: Don't Be Anxious Philippians 4:5-6, ESV

Extra Big Question 14 Bible Verse Song: The Lord Is at Hand Philippians 4:5-6, ESV

Extra Big Question 14 Bible Verse Song: At Hand Philippians 4:5-6, ESV

Extra Big Question 14 Bible Verse Song: When You Pray Say Father Luke 11:2-4, ESV

Big Question 14 Hymn: What a Friend We Have in Jesus v.1

Big Question 14 Praise Song: Lord, I Want to Be a Christian

Bible Truth 1 Bible Verse: May All Who Seek You Psalm 40:16, ESV

Bible Truth 1 Extra Bible Verse: Make a Joyful Noise Psalm 100:1-6 ESV

Bible Truth 1 Extra Bible Verse: Noise, Noise, Noise Psalm 100:1-4. ESV


Bible Truth 1 Extra Bible Verse: Proclaim the Name Deuteronomy 32:4 ESV

Bible Truth 1 Extra Bible Verse: I Will Proclaim Deuteronomy 32:4 HCSB


listen to or download songs for free at <https://praisefactory.org>: Deep Down Detectives Music page

1. GETTING STARTED

 = follow the stars for a short & simple lesson plan

Intake Activity Ideas	Choose one of these open-ended activities to include children as they join the class:	
Free Play Time <i>suggestions in Appendix D</i>	 Offer your own or some of the easy-to-make, free play activities suggested in Appendix D.	
OR Sing-along Music Time <i>lyrics and sheet music, Appendix A</i> <i>listen to or download songs for free at https://praisefactory.org/DeepDownDetectivesMusicpage</i>	<p>Music from Deep Down Detectives (DDD) ESV Songs 14:</p> <p>Big Q & A 14 Song <i>DDD ESV Songs 14, track 12</i> Big Question 14 Song <i>DDD ESV Songs 14, track 13</i> Big Question 14 (Unit) Bible Verse Song: Don't Be Anxious Philippians 4:5-6, ESV <i>DDD ESV Songs 14, track 14</i> Extra Big Question 14 (Unit) Bible Verse Song: The Lord Is at Hand Philippians 4:5-6, ESV <i>DDD ESV Songs 14, track 15</i> Extra Big Question 14 (Unit) Bible Verse Song: At Hand Philippians 4:5-6, ESV <i>DDD ESV Songs 14, track 16</i> Extra Big Question 14 (Unit) Bible Verse Song: When You Pray Say Father Luke 11:2-4, ESV <i>DDD ESV Songs 14, track 17</i> Big Question 14 Hymn: What a Friend We Have in Jesus v.1 <i>DDD ESV Songs 14, track 18</i> Big Question 14 Praise Song: Lord, I Want to Be a Christian <i>DDD ESV Songs 14, track 19</i> Bible Truth 1 Bible Verse Song: May All Who Seek You Rejoice Psalm 40:16, ESV <i>DDD ESV Songs 14, track 20</i> Bible Truth 1 Extra Bible Verse Song: Make a Joyful Noise Psalm 100:1-6 ESV <i>DDD ESV Songs 14, track 21</i> Bible Truth 1 Extra Bible Verse Song: Noise, Noise, Noise Psalm 100:1-4, ESV <i>DDD ESV Songs 14, track 22</i> Bible Truth 1 Extra Bible Verse Song: Proclaim the Name Deuteronomy 32:4 ESV <i>DDD ESV Songs 14, track 23</i> Bible Truth 1 Extra Bible Verse Song: I Will Proclaim Deuteronomy 32:4 HCSB <i>DDD ESV Songs 14, track 24</i></p> <p><i>Add more fun to Sing-along Music Time by adding a Music, Movement & Memory Activity. These activities are listed on p.10 of this lesson plan with the Response Activities. Instructions found in Appendix B.</i></p>	
OR Bible Verse Memory Game <i>instructions found in Appendix B</i>	Lesson 1 Game: Roll 'n' Toss Lesson 2 Game: Block Clapping Lesson 3 Game: Meet, Greet and Keep It Up	<i>These activities are also included on p.10 of this lesson plan with the Response Activities.</i>

2. OPENING CIRCLE TIME (introduce the Bible Truth and tell the related Bible story)

Gathering the Children <i>lyrics and sheet music, Appendix A</i>	<p><i>Sing verse 1 of The Classroom Song to gather the children for Circle Time.</i></p> <p>The Classroom Song, verse 1 <i>DDD ESV Songs 14, track 1</i> Let's gather together to worship God, Let's gather together to worship God, Let's gather together to worship God, Come gather here with me!</p>	
Welcome to Deep Down Detectives	 "Welcome to Deep Down Detectives. We're so glad you've joined us! Detectives are people who look for answers to questions. In Deep Down Detectives, we look for answers to big questions about God. We dig deep down in the truths of God's Word to find them."	

2. OPENING CIRCLE TIME, continued




= follow the stars for a short & simple lesson plan

<p>Deep Down Detectives Theme Song</p> <p><i>lyrics and sheet music, Appendix A</i></p>	<p>"Let's sing our Deep Down Detectives Theme Song."</p> <p>★ Deep Down Detectives Theme Song DDD ESV Songs 14, track 5</p> <p>We're Deep Down Detectives, diggin' deep in God's Word, For truths about God and His plans for this world, We're seeking to love Him, with all of our heart, We're Deep Down Detectives! Come on! Let's start!</p>
<p>Classroom Rules Song</p> <p><i>lyrics and sheet music, Appendix A</i></p>	<p>There are two very important things that Deep Down Detectives do together: we worship God and we love one another. Our Classroom Rules Song reminds us how we should act. Let's sing it."</p> <p>Classroom Rules Song DDD ESV Songs 14, track 6</p> <p>Shh, be quiet while someone is talking, Raise your hand, if you have something to say, Don't touch your friend, sitting beside you, Obey your teachers, Be kind as you play. These are our classroom rules, These are our classroom rules, They help us worship God and love one another, These are our classroom rules.</p>
<p>Opening Prayer Time</p> <p><i>lyrics and sheet music, Appendix A</i></p>	<p>"Children, we need God's help to keep these rules. Let's ask Him to help us right now. Let's get ready and pray."</p> <p>Let's Pray DDD ESV Songs 14, track 7</p> <p>1-2-3! Fold your hands, Bow your head, Close your eyes. Let's pray! (<i>repeat</i>)</p> <p>"Let's pray:"</p> <p>★ Opening Prayer</p> <p>Dear Lord, We're so glad to get to gather together to worship You! Please help us keep the classroom rules. Please help us to love You and learn about You today. In Jesus' name, we pray. Amen.</p>

2. OPENING CIRCLE TIME, continued

★ = follow the stars for a short & simple lesson plan

<p>Reveal the Big Question</p> <p>Introduce the Big Question Box/Briefcase</p> <p><i>lyrics and sheet music, Appendix A</i></p>	<p>“Detectives INVESTIGATE things. That means they ask questions and look for answers. Deep Down Detectives investigate big questions about God. The Big Question we are investigating today is right inside our Big Question Box/Briefcase.</p> <p>The Big Question Box Song <i>DDD ESV Songs 14, track 8</i></p> <p>We’ve got a Big box, All closed up and locked, Filled with the truths of God’s Word.</p> <p>We’ve got a brief case, There’s no time to waste, Come on, kids, let’s open it up!</p>
<p>The Big Question under Investigation</p> <p>VISUAL AID <i>take out</i></p>  <p>★ The Big Question we are investigating today is Big Question Number 14: How Does God Want Us to Pray? and the Answer is: Every Night and Day...</p> <p><i>Big Question & Answer Sign, front side</i> <i>*found in the DDD Unit 14 Visual Aids, ESV Book</i></p>	<p>Ok, who would like to open for me and pull out the Big Question?”</p> <p><i>Choose a child to open the box/briefcase, take out the Big Question and hand it to you, then hold up the Big Question sign for all the children to see, and say:</i></p>
<p>Big Question Meaning ★</p>	<p>Prayer is talking and listening to God. It’s how God’s people enjoy more of the special closeness they have with Him. It is a little bit like the forever happiness they will have with God when they live with Him in heaven.</p> <p>God’s people pray to God every night and day...and many times in between. There is so much to talk to Him about and God always wants to listen!</p> <p>God’s people tell God how wonderful He is. They say sorry for how they have disobeyed Him. They thank Him for all He’s done for them and others. They ask Him to do great things. God’s people want to stay close to God because He is the most wonderful person that anyone can ever know.</p>
<p>Big Question Songs ★</p> <p>Big Q & A 14 Song</p> <p><i>lyrics and sheet music, Appendix A</i></p>	<p>“Let’s sing our Big Question Song:</p> <p>Big Q & A 14 Song <i>DDD ESV Songs 14, track 12</i></p> <p><i>(adapted version of “Old MacDonald Had a Farm”)</i></p> <p>How does God want us to pray? Ev’ry night and day! How does God want us to pray? Ev’ry night and day!</p> <p>Ev’ry night, ev’ry day, Ev’ry night, ev’ry day, Ev’ry night and day! How does God want us to pray?</p>

2. OPENING CIRCLE TIME, continued



= follow the stars for a short & simple lesson plan

<p>Learning about the Big Question</p>	<p>Repeat the Big Question and Answer again: "How Does God Want Us to Pray? Every Night and Day!"</p> <p>Say: "Hmmm, I wonder what that means... Let's do our action rhyme/sing our song that explains it."</p> <p>Then do the action rhyme or sing the song using any of the optional motions suggested, if desired.</p>	
<p>Big Question Action Rhyme</p>	<p>Big Question 14 Action Rhyme</p>	<p>(POSSIBLE ACTIONS)</p>
	<p>When I pray, I talk to God, There's so, so much to say, "Oh, how very great you are, God!" I praise God, each night and day!</p>	<p><i>Make prayer hands</i></p> <p><i>Raise hands up to praise God</i></p>
	<p>When I pray, I talk to God, There's so, so much to say. "Forgive me, God, for disobeying!" I say "Sorry, God," each night and day!</p>	<p><i>Make prayer hands</i></p> <p><i>Shake head and make sad face</i></p>
	<p>When I pray, I talk to God. There's so, so much to say, "Thank You for so many good things, God!" I thank God, each night and day!</p>	<p><i>Make prayer hands</i></p> <p><i>Clap hands as a thank you</i></p>
<p>Big Question (Action Rhyme) Song</p>	<p>When I pray, I talk to God. There's so, so much to say. "Help me to love and obey You, God!" I ask God, each night and day!</p>	<p><i>Make prayer hands</i></p> <p><i>Place hand on heart</i></p>
<p><i>lyrics and sheet music, Appendix A</i></p>		
	<p>Big Question 14 Action Rhyme/ Song</p>	<p><i>DDD ESV Songs 14, track 13</i></p> <p>(POSSIBLE ACTIONS)</p>
	<p>How does God want us to pray? Every night and day the ACTS way! How does God want us to pray? Every night and day the ACTS way! The ACTS way, what's it all about? The ACTS way, I just can't figure out!</p>	<p><i>Make prayer hands</i></p>
	<p>Refrain: A-C-T-S, say it with a shout, ACTS! I could tell you more, But I'd rather act it out.</p>	
	<p>A, A, A, stands for Adoration, We praise You, God of all creation, C, C, C, stands for Confession, We're sorry, God, to You our sins confessin,' Refrain</p>	<p><i>Raise hands up to praise God</i></p> <p><i>Shake head and make sad face</i></p>
	<p>T, T, T, stands for Thanksgiving, Thank You, God, for the good things You have given, S, S, S, Stands for Supplication, Help us, Lord, the God of our salvation.</p>	<p><i>Clap hands as a thank you</i></p> <p><i>Hold hands in front of you, palms up</i></p>
	<p>Now I've told you, Now let's go and act it out.</p>	

2. OPENING CIRCLE TIME, continued

★ = follow the stars for a short & simple lesson plan

Learning the Bible Truth

VISUAL take out
AID



of BQB

VISUAL AID
All the Bible Truths Sign

★ "Every Night and Day!" is a good beginning, but there's so more to learn. So it's time for us to dig down even deeper for more answers to our Big Question about God. We're going to be learning **FOUR** Bible truths that all tell us more about how God wants us to pray.

Who would like to hand me the picture with our four Bible truths on it? It's in the Big Question Box/Briefcase." *Choose a child to get it and hand it to you, then hold it up and show them the pictures of the four truths they will be learning.*

Bible Truth Clue

VISUAL take out
AID



of BQB

Bible Truth Clue Sign,
front side
VISUAL AID

After everyone has had a good look, say...

"Ok, now let's look at our Bible Truth Clue sign and see if we can figure out which of these four truths we will be learning about today. Who would like to get it out of the Big Question Briefcase for me?"

Choose a child to open the briefcase, take out the Bible Truth Clue sign and hand it to you. Hold up the front side for the children to see. Cover up the answer, written along the bottom, and say:

**"How Does God Want Us to Pray?
Every Night and Day...
He Wants Us to ???? Him!"**

Hint

We're missing one word. Here's the hint to what the missing word is. It says: "This word means telling someone how wonderful they are. This word starts with the letter "P" and it rhymes with "raise."

Can you guess? It's "Praise."

So, the Bible Truth we are learning today is:
(uncover answer from bottom of sign, show it to them and say:)

★ **"How Does God Want Us to Pray?
Every Night and Day...
He Wants Us to PRAISE Him!"**

Bible Truth Meaning

★ And here is what this Bible Truth means: *(read the meaning off of the back of the sign, say:)*

Prayer is talking to God and listening to Him. Prayer is a little taste of the forever happiness God's people will have with Him in heaven.

God's people praise God when they pray. They think about what God is like and they tell Him how wonderful He is. God's people praise Him for being their Maker. They praise Him for being all-powerful and all-loving. They praise Him for knowing everything and using all their sadnesses for good. They praise Him for being holy. Most of all, they praise Him for being their Savior. In heaven, God's people will praise God forever and ever. They will never run out of ways to praise Him.

We can be God's people when we turn away from our sins and trust in Jesus as our Savior. God wants us to praise Him, too!

2. OPENING CIRCLE TIME, continued

★ = follow the stars for a short & simple lesson plan

Learning the Bible Verse

"And how do I know this is true? God tells me so in His special book, the Bible."

The Bible Chant Song

Say or sing the Bible Chant Song.

lyrics and sheet music, Appendix A

The Bible Chant Song

DDD ESV Songs 14, track 9

The Bible, the Bible,
Let's get out the Bible.
Let's hear what God has to say.
The Bible, the Bible,
God's given us the Bible.
It's His Word for us to learn and obey! Yay!

Bible Verse

DDD 14.1 Bible Verse-front side (in the DDD Bible folder)

VISUAL AID Place verse in take out



of BQB
DDD Bible Folder

*found in the DDD Unit 14 Visual Aids, ESV Book

"Who would like to get our Bible folder out of the Big Question Briefcase for me?"

Choose a child to open the briefcase, take out the "Bible" folder and hand it to you. Remove the Bible Verse Picture from the "Bible" folder and hold it up for all the children to see, then say:

Psalm 40:16 tells us:

★ **Psalm 40:16, ESV**

"May all who seek you rejoice and be glad in you; may those who love your salvation say continually, "Great is the LORD!"

Learn a Little: "Rejoice and be glad, say, "Great is the LORD!"

Bible Verse Meaning

★ **What does that mean?**

God's people love to think about God and praise His name! He is the one, true God. He is so great, and He has been so very good to them! He has saved them from their sins through Jesus!

2. OPENING CIRCLE TIME, continued



= follow the stars for a short & simple lesson plan

**Bible Verse
Song**

*lyrics and sheet music,
Appendix A*

You might also enjoy:

*Make a Joyful Noise
Psalm 100:1-6 ESV
DDD ESV Songs 14,
track 21;*

*Noise, Noise, Noise
Psalm 100:1-4. ESV
DDD ESV Songs 14, track 22*

*Proclaim the Name
Deuteronomy 32:4 ESV
DDD ESV Songs 14, track 23*

*I Will Proclaim
Deuteronomy 32:4 ESV
DDD ESV Songs 14, track 24*

We've said our Bible verse, now let's sing it!

May All Who Seek You Rejoice: Psalm 40:16

DDD ESV Songs 14, Track 20

Refrain:

May all who seek you rejoice and be glad in you,
May those who love your salvation say,
May all who seek you rejoice and be glad in you,
May those who love your salvation say:
"Great is the LORD, great is the LORD!
Great is the LORD, great is the LORD!
Great is the LORD, great is the LORD!
Great is the LORD, great is the LORD!"

Verse 1

He drew me out from the pit of destruction,
Out of the miry bog,
And set my feet upon a rock,
Making my steps secure. *Refrain*

Verse 2








He put a new song in my mouth,
A song of praise to our God,
Many will see, see and fear,
And put their trust in the LORD. *Refrain*

Psalm Forty, verse two, three and sixteen

2. OPENING CIRCLE TIME, continued



= follow the stars for a short & simple lesson plan

<p>Getting into the Case</p>	<p>"Now it's time to do a bit more deep down investigating. Let's see what Detective Dan wants us to help him figure out. Would someone like to get it out for me?"</p>
<p>Listening Assignments</p> <p>Place in  take out  of BQB</p>	<p>NOTE: Listening assignments are most suitable for ages 3+. Skip straight to the Bible story (see bottom of this page), if working with 2 year olds.</p> <p>"Let's open up our listening assignment and see what we are supposed to figure out today.</p> <p>Choose a child to take out the Listening Assignment (from the DDD Bible Folder) and hand it to you. Read Detective Dan's letter to the children that includes the listening assignment. The listening assignments are summarized below:</p>
<p>VISUAL AID</p> <p></p> <p>DDD Unit 14 Visual Aids, ESV</p>	<p>Detective Dan's Lesson #1 Listening Assignment:</p> <p>I need to find out:</p> <ol style="list-style-type: none"> 1. Who was waiting? What were they eager (excited) to happen? 2. When happened inside of them when it did happen?
<p>VISUAL AID</p> <p></p> <p>DDD Unit 14 Visual Aids, ESV</p>	<p>Detective Dan's Lesson #2 Listening Assignment:</p> <p>Our Bible Verse is: Psalm 40:16, ESV</p> <p>"May all who seek you rejoice and be glad in you; may those who love your salvation say continually, "Great is the LORD!"</p> <p>I need to find out:</p> <ol style="list-style-type: none"> 1. Who praised the LORD for being so great? 2. What did he do that was so great?
<p>VISUAL AID</p> <p></p> <p>*Listening Assignment #3 includes the Assignment Sheet, plus 6 clue pictures*</p> <p>DDD Unit 14 Visual Aids, ESV</p>	<p>Detective Dan's Lesson #3 Listening Assignment:</p> <p>I found six clues, but only 4 of them are in the story. They are: a rabbit, an enemy, a pitcher, the Temple, a song of praise, and a praying king. Hold each of them up for the children to see as you identify them.</p> <p>I need to figure out:</p> <ol style="list-style-type: none"> 1. Which four belong in the story and which two don't? 2. Who praised the LORD for rescuing them from all of their strong enemies?
<p>Tell the Bible Story</p> <p>Place story & pics in  take out  of BQB</p> <p>DDD Unit 14 Visual Aids, ESV</p> <p>Story text included in this book right after this lesson plan and in Visual Aids book</p>	<p>Then say, "Ok, Deep Down Detectives! Put on your best listening ears and see if you can hear the answers to Detective Dan's questions. When I finish telling the story, we will see if we can answer all the questions."</p> <p>Bible Story: The Case of the Middle of the Mess 2 Chronicles 19-20</p> <p>Read the Bible Truth story, putting up the Storyboard Pictures/holding up the Story Scenes as you tell it. Then have the children answer the listening assignment, present the gospel and lead in prayer.</p> <p>*Answers to questions, the gospel and ACTS prayer are included with the story text.*</p>

Lesson Plan: Big Question 14, Bible Truth 1

use with all THREE lessons


2. OPENING CIRCLE TIME, continued

 = follow the stars for a short & simple lesson plan

<p>Story Response Song(s)</p> <p>Hymn</p> <p><i>lyrics and sheet music, Appendix A</i></p>	<p><i>As attention span and time allow, you might want to end with one of the following songs which also tie in with the unit. If desired, use the Music and Movement activity ideas while singing (listed with the Response Activities).</i></p> <p>What a Friend We Have in Jesus <i>DDD ESV Songs 14, track 18</i></p> <p>Verse 1 What a friend we have in Jesus, All our sins and griefs to bear! What a privilege to carry, Ev'rything to God in prayer!</p> <p>Verse 2 Have we trials and temptations? Is there trouble anywhere? We should never be discouraged, Take it to the Lord in prayer!</p> <p>Tie-in: "How does God want us to pray? Every night and day! Why does God want us to pray to Him every night and day? This song tells us some reasons. We pray to Him because when we trust in Jesus as our Savior, Jesus is our great loving and powerful friend--like no other friend we will ever have! He will forgive our sins. He will comfort us when we are sad. When we are tempted to disobey God, we can ask Him to help us...and He will! In trials and troubles and griefs (those are just big words for bad and sad things) God is always there to help us. What a great friend Jesus is to those who trust in Him!"</p>
--	--






<p>Praise Song</p> <p><i>lyrics and sheet music, Appendix A</i></p>	<p>Praise Song: Lord, I Want to Be a Christian <i>DDD ESV Songs 14, track 19</i></p> <p>Verse 1 Lord, I want to be a Christian in my heart, in my heart, Lord, I want to be a Christian in my heart. In my heart, in my heart, Lord, I want to be a Christian in my heart</p> <p>Verse 2 Lord, I want to be more loving in my heart, in my heart, Lord, I want to be more loving in my heart. In my heart, in my heart, Lord, I want to be more loving in my heart.</p> <p>Verse 3 Lord, I want to be more holy in my heart, in my heart, Lord, I want to be more holy in my heart. In my heart, in my heart, Lord, I want to be more holy in my heart.</p> <p>Tie-in: "How does God want us to pray? Every night and day! The Lord wants us to pray to Him and ask Him to help us to obey Him and love Him. That's what Christians--God's people--do! Let's sing a prayer asking God to help us right now!"</p>
--	--

3. TAKING ACTION: Response Activities *(choose from among these activities)*

<p>Transition to Activities</p>	<p> Well, Deep Down Detectives, you've done a great job diggin' deep down for answers in the truths of God's Word. Now it's time to enjoy some activities."</p> <p><i>Tell children what activity/s you are providing for them: either free play or some of the response activities listed below. When you are ready to dismiss them, use this song to help the children transition in an orderly fashion to their next activity.</i></p>
--	--

<p>Classroom Song, verse 2</p> <p><i>lyrics and sheet music, Appendix A</i></p>	<p>"Children, let's sing our Time to Play Song. When we are finished you may get up and walk over to our next activity."</p> <p>Classroom Song, verse 2 <i>DDD ESV Songs 14, track 2</i></p> <p>We've gathered together to worship God, We've gathered together to worship God, And now it's time to play.</p> <p><i>Dismiss the children to whatever activities you have prepared for them to do.</i></p>
--	--

3. TAKING ACTION: Response Activities (choose from among these activities) ★ = short & simple lesson plan

<p>Response Activities</p>	<p>Choose one or more activities appropriate for your children, based on classroom time and developmental needs. Add the Discussion Sheet to any activity for deeper learning. ★</p>
<p>Bible Verse Memory Game</p> <p><i>game directions, Appendix B</i></p>	<p>Though listed with the opening activities, you may choose to use this Bible verse game here instead (or as a repeat).</p> <ul style="list-style-type: none"> • Lesson 1 Game: Roll 'n' Toss • Lesson 2 Game: Block Clapping • Lesson 3 Game: Meet, Greet and Keep It Up <p>Use the Discussion Sheet with this activity for even deeper learning ★</p>  <p>Discussion Questions</p>
<p>Music, Movement & Memory Activity</p> <p><i>game directions, Appendix B</i></p>	<p>A music activity that uses the songs from the Bible Truth and Big Question unit.</p> <ul style="list-style-type: none"> • DDD Songs for this Bible Truth, plus: • Lesson 1 Activity: Clap, Tap and Say • Lesson 2 Activity: Block Clappers • Lesson 3 Activity: Lullabies, Bells and Lions <p>Use the Discussion Sheet with this activity for even deeper learning ★</p>  <p>Discussion Questions</p>
<p>Bible Story Review Game</p> <p><i>game directions, Appendix B</i></p>	<p>A game that uses the storyboard pictures from the story to review the story.</p> <ul style="list-style-type: none"> • Lesson 1 Game: Fix Up the Mix Up • Lesson 2 Game: Take Me through the Tunnel • Lesson 3 Game: Missing in Action <p>Use the Discussion Sheet with this activity for even deeper learning ★</p>  <p>Discussion Questions</p>
<p>Coloring Pages/ Take Home Sheets</p> <p><i>in Appendix C</i></p> <p>★</p>	<p>A coloring page related to the lesson assignment question is provided for each lesson. On the back of each are the key concepts, a few questions and a song for parents to use with their children.</p> <p>NOTE: Upgrade your coloring sheet to a more interesting craft by offering simple embellishments, such as jiggly eyes, craft sand, glitter, glitter glue, colored paper dots (made with a hole punch), fabric scraps, etc. Make cut-to-size glued-on clothes, hair, etc for characters by using a copy of the coloring sheet, cutting out the selected portions and making them the patterns for whatever you want to cut out of fabric, paper, foil, etc.</p> <ul style="list-style-type: none"> • Lesson 1 Coloring Sheet Emphasis: Bible Truth • Lesson 2 Coloring Sheet Emphasis: Bible Verse • Lesson 3 Coloring Sheet Emphasis: ACTS Prayer <p>Use the Discussion Sheet with this activity for even deeper learning ★</p>  <p>Discussion Questions</p>
<p>Extra Crafts: Big Question Craft <i>in Appendix C</i></p> <p>Bible Verse Craft <i>in Appendix C</i></p> <p>Bible Story Puzzle <i>in Appendix C</i></p>	<p>These crafts are slightly more complex than the coloring/take home sheets:</p> <p>The Bible Concept Go-and-Tell Craft is a craft that summarizes the Bible concept and includes the Bible verse is included for those desiring more than a coloring sheet. This more complex craft will involve gluing, sticking, etc. Can be used at any time.</p> <p>The Bible Story Coloring Sheet provides a tie in between the Bible story and the Bible truth they are learning.</p> <p>The Storyboard Picture Placement Page has been made into a puzzle that can be cut out and re-assembled by the children. This provides a nice summary of the story.</p> <p>Use the Discussion Sheet with these activities for even deeper learning ★</p>  <p>Discussion Questions</p>
<p>Free Play Activities ★ <i>ideas in Appendix D</i></p>	<p>Offer your own or some of the easy-to-make, free play activities suggested in Appendix D.</p>

4. CLOSING CIRCLE TIME *(End-of-session activities for the last 5-10 minutes of class time)*

★ = short & simple lesson plan

<p>Transition to Closing Circle</p> <p>Classroom Song, verse 3</p> <p><i>lyrics and sheet music, Appendix A</i></p>	<p><i>Use this song to help the children transition in an orderly fashion. Start singing this song and ask the children to gather with you for Closing Circle Time.</i></p> <p>Classroom Song, verse 3 <i>DDD ESV Songs 14, track 3</i></p> <p>It's time to get ready to go and tell, It's time to get ready to go and tell, Come gather here with me.</p>
<p>Closing Circle Time</p> <p>Classroom Song, verse 4</p> <p><i>lyrics and sheet music, Appendix A</i></p>	<p><i>When children are settled in the circle, say:</i></p> <p>"It's almost time for your parents to come pick you up. And do you know what that means? It means.... (draw this out to build anticipation and excitement)...that it's almost time to go home and....it's almost time to...Go and Tell! We have learned some big news about God today. God wants us to take and tell it to the whole world!"</p> <p>Classroom Song, verse 4 <i>DDD ESV Songs 14, track 4</i></p> <p>So what's our big news to go and tell, So what's our big news to go and tell, Can you tell me now?</p>
<p>Big News to Tell</p> <p>Big Question 14</p> <p><i>VISUAL AID</i></p> <div style="border: 1px solid black; background-color: #90EE90; padding: 2px; display: inline-block; margin: 5px;">#1</div> <p><i>*found in DDD Unit 14 Visual Aids, ESV Book</i></p> <p><i>lyrics and sheet music, Appendix A</i></p> <p>Big Question 14, Bible Truth 1</p> <p><i>VISUAL AID</i></p> <div style="border: 1px solid black; background-color: #90EE90; padding: 2px; display: inline-block; margin: 5px;">#3</div>	<p>"Let's see....there's so much big news to tell! There's so much we've learned!</p> <p>First of all, can you tell me the answer to our Big Question: "How Does God Want Us to Pray?" <i>Hold up the Bible Truth Clue Picture.</i></p> <p>Say the answer with me: "Every Night and Day..."</p> <p><i>(If desired, you can sing one/both of the Big Question songs.)</i> <i>DDD ESV Songs 14, tracks 12,13</i></p> <p>And what's one way He does this? What did we learn? <i>Point to the picture.</i></p> <p>He Wants Us to Praise Him!</p> <p>"And how do I know this is true? Can you tell me?"</p>
<p>Big Question 14 Bible Truth 1 Bible Verse</p> <p><i>VISUAL AID</i></p> <div style="border: 1px solid black; background-color: #90EE90; padding: 2px; display: inline-block; margin: 5px;">#4</div> <p><i>*found in the DDD Unit 14 Visual Aids, ESV Book</i></p> <p><i>lyrics and sheet music, Appendix A</i></p>	<p>Say it with me: "The Bible tells me so!" That's right!</p> <p>We learned: Psalm 40:16, ESV</p> <p>"May all who seek you rejoice and be glad in you; may those who love your salvation say continually, "Great is the LORD!"</p> <p>Learn a Little: "Rejoice and be glad, say, "Great is the LORD!"</p> <p>What This Means:</p> <p>God's people love to think about God and praise His name! He is the one, true God. He is so great, and He has been so very good to them! He has saved them from their sins through Jesus!</p> <p><i>(If desired, you can sing the Bible verse song.)</i> <i>DDD ESV Songs 14, track 20</i></p>

4. CLOSING CIRCLE TIME, continued



= follow the stars for a short & simple lesson plan

<p>Closing ACTS Prayer Time</p> <p>ACTS Prayer Chant</p> <p><i>lyrics and sheet music, Appendix A</i></p>	<p><i>Let's ask God to help us to remember this and even tell others this good news. Let's get ready and pray our ACTS prayer.</i></p> <p><i>And what does ACTS mean? Let's sing/say our ACTS Prayer Chant!</i></p> <p>ACTS Prayer Chant Song <i>DDDESV Songs 14, tracks 10,11</i></p> <p>A, Adoration, God, we praise You! C, Confession, Forgive us our sins. T, Thanksgiving, Thank You for Jesus, S, Supplication, Help us to live like Him.</p> <p style="text-align: right;">That's the ACTS prayer, my friend, Bow your head, Close your eyes, Shhh, Let's begin.</p>
---	---

<p>Closing ACTS Prayer</p>	<p>"Let's pray!"</p> <p><i>Lead the children in the ACTS prayer for this Bible Truth.</i></p> <p>A We praise You, God. You are the great, one, true God, yet You invite us to talk to You. How amazing!</p> <p>C God, You alone are God, and how very good You are! Yet, we so often do not praise You as You deserve. We forget who You are and what You have done. Too often, we think more about ourselves than You. We need a Savior!</p> <p>T Thank You, God, for always deserving our praise! You never change! You treat us so much better than we could ever deserve! You are so patient with us! You give us so many reasons to praise You every day.</p> <p>S God, work in our hearts. Help us to turn away from our sins and trust in Jesus as our Savior. Help us to praise You throughout the day. Fill our hearts with love for You. Help us live our lives for You so that others can see how good You are and will want to praise You, too. In Jesus' name, we pray. Amen.</p>
-----------------------------------	--

5. TAKING IT HOME *(Take Home Sheet)*

<p>Clean up and Dismissal </p>	<p>"Now it's time to work together and clean up." <i>Have the children join you in cleaning up the room.</i></p>
<p>Coloring Pages/ Take Home Sheets </p> <p><i>in Appendix C</i></p>	<p><i>Give out the craft/take home sheet and any other papers from the session, as you dismiss children from class.</i></p> <p><i>(Reminder: The back side of the coloring page is the take home sheet for each lesson.)</i></p>
<p>Bible Story to Take-Home</p> <p><i>in Appendix C</i></p>	<p>You may also want to include a copy of the story along with the take home sheet. (However, each coloring sheet/take home sheet includes a note to parents telling where they can download the story from the Parent Resources section on the website.</p>

The Case of the Middle of the Mess*2 Chronicles 19-20***Story-telling Tips**

Ahead of time:

1. Read the Bible verses and story. Pray!
2. Choose story action cues and prepare storyboard figures/Story Scenes, if using. (In Visual Aids book)
3. Practice telling story with the storyboard figures/Story Scenes, timing your presentation. Shorten, if necessary.

During your presentation:

1. Maintain as much eye contact as possible as you tell the story.
2. Put up storyboard figures/add story action cues/hold up Story Scenes as you tell the story. Allow the children to help you put them on the board, if desired.
3. Include the children in your story with a few questions about what they think will happen or words/concepts that might be new to them.
4. Watch the kids for signs that their attention span has been reached. Shorten, if necessary.

INTRODUCTION/ LISTENING ASSIGNMENTS

“Our story is called: The Case of the Middle of the Mess. Here is your listening assignment... ” *Read the assignment for your lesson using Detective Dan’s Listening Assignment sign or the text below:*

Detective Dan’s Lesson #1 Listening Assignment:

I need to find out:

1. **Who was stuck in the middle between strong enemies? What (trouble) mess were they in?**
2. **Who got them out of the mess and how did He do it?**

Detective Dan’s Lesson #2 Listening Assignment:**Our Bible Verse is: Psalm 40:16, ESV**

“May all who seek you rejoice and be glad in you; may those who love your salvation say continually, “Great is the LORD!”

I need to find out:

1. **Who praised the LORD for being so great?**
2. **What did he do that was so great?**

Detective Dan’s Lesson #3 Listening Assignment:

I found six clues, but only 4 of them are in the story.

They are: a rabbit, an enemy, a pitcher, the Temple, a song of praise, and a praying king.

Hold each of them up for the children to see as you identify them.

I need to figure out:

1. **Which four belong in the story and which two don’t?**
2. **Who praised the LORD for rescuing them from all of their strong enemies?**

Read the assignment questions, THEN SAY,

“Ok, Deep Down Detectives! Put on your best listening ears and see if you can hear the answers to Detective Dan’s questions. When I finish telling the story, we will see if we can answer all the questions.”

Read the Bible Truth story, answer questions, present the gospel and lead in prayer. Answers to questions; the gospel; and, ACTS prayer are included with the story text.

The Case of the Middle of the Mess *2 Chronicles 19-20**Story with lines separating paragraphs (text in bold, optional interaction cues in italics)*

Our story is about a king named Jehoshaphat. What a funny-sounding name! Can you say it?

Say "Jehoshaphat."

Well, King Jehoshaphat may have had a funny-sounding name, but let me tell you, he had to face some very scary things that were not funny at all!

You see, Jehoshaphat was king in the little land of Israel which was surrounded by lots of powerful enemies! There were the Syrians up in the mountains to the north. And, the Philistines next to the sea in the west. And in the mountains to the east, there were THREE MORE powerful enemies: the Ammonites, Moabites, and the Meunites. Now that's a lot of enemies!

Can you count how many enemies that is? One, two, three, four, five!

And what did all these enemies want? They all wanted the same thing: the little land of Israel, where King Jehoshaphat and the people of Israel lived.

Did King Jehoshaphat and the people of Israel want their enemies to have their land?

What do you think?

No, they certainly did not, and for some very good reasons.

THIS was the special land that the LORD had given the people of Israel to live in. THIS was the place where the Temple was-- the LORD's special worship place. There was no other place in the whole world like Israel. THIS was the place where people could come praise the LORD, learn His Word, and live happily by His good laws.

If these enemies came in and took the land, everything would change. Not only would their enemies get rid of King Jehoshaphat and all the people of Israel, but they would also get rid of the Temple and the Bible, God's Word, too. They had fake gods they worshiped. They would most certainly stop worshipping the LORD and obeying His Word.

King Jehoshaphat knew this. He loved the LORD very much. He wanted the land of Israel to stay a place where people worshiped the LORD, learned the Bible, and happily obeyed His laws. So you can see, it would be a very, very, VERY bad thing for these enemies to come and take the land of Israel. And, you can see why King Jehoshaphat, the king with the very funny-sounding name, had to face something that was not funny at all.

One day, King Jehoshaphat received some awful news. "King Jehoshaphat! King Jehoshaphat! The three, powerful enemies in the east mountains have all joined together!" they exclaimed. "They are planning to attack us and take our land!" they told him. "Oh, king! There are so many of them and so few of us. They know we can't beat them! They are so sure they will win that they are coming with their bags packed. They plan to move in right away!" the messengers said.

Story with lines separating paragraphs (text in bold, optional interaction cues in italics)

This really was bad, bad news! King Jehoshaphat was afraid. What could he do? He knew that his people weren't strong enough to fight off all these big enemies.

But, even though he was afraid, and, even though he knew that he and the people of Israel weren't strong enough to fight off all these enemies, King Jehoshaphat DID know who WAS strong enough. Do you know who? I bet you can guess.

Who do you think it was?

It was the LORD! HE was strong enough to fight off even the strongest enemies!

So, as scared as King Jehoshaphat was, he gathered all the people together in Jerusalem at the Temple, the LORD's special worship place. And there, he led them in praising the LORD: "LORD, You are God in heaven. You rule over everyone, even all of our enemies. You are so powerful that no one can beat You!" he exclaimed.

Then King Jehoshaphat prayed: "LORD, You gave us this land, and now our now our enemies want to take it away. We can't beat them. They are too powerful for us. We don't know what to do, but our eyes are on You. Please help us!" he pleaded. Would the LORD hear their prayers? Would He help them?

What do you think?

Yes, indeed! The LORD heard their prayers and answered them through Jahaziel, a teacher of God's Word. "Listen, King Jehoshaphat and people of Israel! The LORD says to you: Don't be afraid or worried about all these enemies. The battle is Mine, not yours. I will fight it for you. Go out and face your enemies tomorrow. Have faith in Me and watch Me save you," the LORD promised.

How happy were King Jehoshaphat and the people of Israel! They bowed down before the LORD. As they worshiped Him with their faces to the ground, the teachers of God's Word stood up, raised their hands, and praised the LORD with a very LOUD VOICE!

The people of Israel went out early the next morning to face their enemies. Oh, what a lot of enemies there were! All were fierce and all were ready to fight. They came with all of their packed things. They were sure they would beat the soldiers of Israel and make Israel their new home that very day!

But King Jehoshaphat and the people stood firm. "Believe in the LORD," King Jehoshaphat told the people. "Teachers of God's Word, walk in front of our soldiers. Sing and praise the LORD," he ordered them.

Everyone did just what King Jehoshaphat told them to do. The teachers stepped out first and faced the enemies. The soldiers came and stood behind them. "Give thanks to the LORD for He is faithful. His love never stops," the teachers praised the LORD in their songs.

And as they sang, the LORD kept His promise. He caused the enemies to turn on each other and fight until they were all gone. The LORD had fought the battle and WON!

Then, how King Jehoshaphat and all the people rejoiced! How they praised the LORD! Their enemies were gone! Their land was safe! They didn't have to be afraid anymore! And best of all, Israel would still be the place where people could praise the LORD, learn His Word, and live happily by His good laws.

Once more King Jehoshaphat, the people, and the teachers of God's Word gathered together to praise the LORD. With harps, trumpets, and lyres they went back to the Temple and sang their joyful praises to the LORD. He was the great, one true God. He had rescued them from their strong enemies!

Cracking the Case: (story wrap-up for Listening Assignments)

It's time to see how we did with our Listening Assignment.

Detective Dan's Lesson 1 Listening Assignment:

1. Who was stuck in the middle between strong enemies? What (trouble) mess were they in? King Jehoshaphat and the people of Israel. Their strong enemies were planning to take their land and live in it, themselves.

2. Who got them out of the mess and how did He do it? The LORD got them out of the mess. He fought for them. He got rid of their enemies and rescued them.

For You and Me:

King Jehoshaphat and the people praised the Lord for rescuing them! He is the great God who does even impossible things to rescue His people. Even greater than the rescue in our story today, is how God rescues us through His Son, Jesus. He sent Jesus to suffer and die on the cross to save all who turn away from their sins and trust in Him as their Savior. On the third day, Jesus rose from the dead in victory. God can rescue us from our sins, too. Ask Him to help you become one of His people. He loves to help us do this!

Detective Dan's Lesson 2 Listening Assignment:**Our Bible Verse is: Psalm 40:16, ESV**

"May all who seek you rejoice and be glad in you; may those who love your salvation say continually, "Great is the LORD!"

I need to find out:

1. Who praised the LORD for being so great? King Jehoshaphat and the people of Israel.

2. What did He do that was so great? He fought against their enemies, Himself, and got rid of them.

For You and Me:

King Jehoshaphat and the people praised the Lord for rescuing them! He is the great God who does even impossible things to rescue His people. Even greater than the rescue in our story today, is how God rescues us through His Son, Jesus. He sent Jesus to suffer and die on the cross to save all who turn away from their sins and trust in Him as their Savior. On the third day, Jesus rose from the dead in victory. God can rescue us from our sins, too. Ask Him to help you become one of His people. He loves to help us do this!

Detective Dan's Lesson 3 Listening Assignment:

Our six clues were: a rabbit, an enemy, a pitcher, the Temple, a song of praise, and a praying king.

1. Which four belong in our story?

The enemy, Temple, song of praise and the praying king belong. The rabbit and the pitcher do not.

2. Who praised the LORD for rescuing them from all of their strong enemies? King Jehoshaphat and all of the people of Israel with him.

For You and Me:

King Jehoshaphat and the people praised the Lord for rescuing them! He is the great God who does even impossible things to rescue His people. Even greater than the rescue in our story today, is how God rescues us through His Son, Jesus. He sent Jesus to suffer and die on the cross to save all who turn away from their sins and trust in Him as their Savior. On the third day, Jesus rose from the dead in victory. God can rescue us from our sins, too. Ask Him to help you become one of His people. He loves to help us do this!

The Gospel (story wrap-up if NOT using Listening Assignments)**Our Bible Truth is:****How Does God Want Us to Pray?****Every Night and Day...****He Wants Us to Praise Him!**

How does God want us to pray? Every night and day... He wants us to praise Him. There are many things God's people can praise Him for being, but the greatest one is for being their Savior.

God's people praise Him for sending Jesus to die on the cross and pay the punishment for their sins. They praise Him for working in their hearts and helping them turn away from their sins and trust in Jesus as their Savior.

If we turn away from our sins and trust in Jesus as our Savior, God will forgive us and save us. Then, we, too, will be able to join all of God's people in praising God as our great Savior.

Close in prayer.

Closing ACTS Prayer

- A** We praise You, God. You are the great, one, true God, yet You invite us to talk to You. How amazing!
- C** God, You alone are God, and how very good You are! Yet, we so often do not praise You as You deserve. We forget who You are and what You have done. Too often, we think more about ourselves than You. We need a Savior!
- T** Thank You, God, for always deserving our praise! You never change! You treat us so much better than we could ever deserve! You are so patient with us! You give us so many reasons to praise You every day.
- S** God, work in our hearts. Help us to turn away from our sins and trust in Jesus as our Savior. Help us to praise You throughout the day. Fill our hearts with love for You. Help us live our lives for You so that others can see how good You are and will want to praise You, too.

In Jesus' name, we pray, Amen.

Go to Lesson Plan, p.9 for the script to the rest of the lesson.

Deep Down Discussion Sheet

use with all THREE lessons

Use with all response activities for deeper learning



P.1

Questions to aid discussion of the key concepts and for use in games

Be familiar with these questions and answers. Look for opportunities to ask questions and discuss their answers, such as while the children work on their coloring pages, as part of their response games, or during play time. Remember: your goal isn't to ask all these questions or only talk to the children about these things. It is to be deliberate in having good conversations with them, however much or little you have.

Big QUESTION	How Does God Want Us to Pray? Every Night and Day!!!
Meaning	Prayer is talking and listening to God. It's how God's people enjoy more of the special closeness they have with Him. It is a little bit like the forever happiness they will have with God when they live with Him in heaven.
Discussion Questions	<p>God's people pray to God every night and day...and many times in between. There is so much to talk to Him about and God always wants to listen!</p> <p>God's people tell God how wonderful He is. They say sorry for how they have disobeyed Him. They thank Him for all He's done for them and others. They ask Him to do great things. God's people want to stay close to God because He is the most wonderful person that anyone can ever know.</p> <p><i>choose a few</i></p> <ol style="list-style-type: none"> 1. Prayer is talking and listening to whom? <i>God.</i> 2. How do God's people enjoy more of the special closeness they have with God? <i>By praying.</i> 3. What is a little bit like the forever happiness God's people will have with God when they live with Him in heaven? <i>Prayer.</i> 4. What kinds of things do God's people pray about? <i>They tell God how wonderful He is. They say sorry for how they've disobeyed God; They thank God for all He's done for them. They ask Him to do great things.</i> 5. Why do God's people want to stay close to Him? <i>Because He is the most wonderful person anyone can ever know.</i>
BIBLE TRUTH	Every Night and Day...He Wants Us to Praise Him!
Meaning	Prayer is talking to God and listening to Him. Prayer is a little taste of the forever happiness God's people will have with Him in heaven.
Discussion Questions	<p>God's people praise God when they pray. They think about what God is like and they tell Him how wonderful He is. God's people praise Him for being their Maker. They praise Him for being all-powerful and all-loving. They praise Him for knowing everything and using all their sadnesses for good. They praise Him for being holy. Most of all, they praise Him for being their Savior. In heaven, God's people will praise God forever and ever. They will never run out of ways to praise Him.</p> <p>We can be God's people when we turn away from our sins and trust in Jesus as our Savior. God wants us to praise Him, too!</p> <ol style="list-style-type: none"> 1. What is the big word for telling God how wonderful He is? <i>Adoration or praise.</i> 2. What are some things that God's people praise God for being? <i>Their Maker; all-powerful; all loving; holy; knowing everything; etc.</i> 3. What is the biggest thing they praise God for being? <i>Their Savior!</i> 4. Will God's people run out of things to praise God for in heaven? <i>No, never!</i> 5. How can we become God's people? <i>By turning away from our sins and trusting in Jesus as our Savior.</i>

Deep Down Discussion Sheet

use with all THREE lessons

P.2

Questions to aid discussion of the key concepts and for use in games

<p>THE GOSPEL</p>	<p>What is the good news of God? <i>The gospel! There are many things about God that God's people can praise Him for being, but the greatest one is the good news that He is their Savior. God's people praise God for sending His Son, Jesus, to live a perfect life and to offer it as the full payment for their sins when He died on the cross. They praise Him for rising from the dead on the third day in victory over sin and death for them. They praise Him for working in their hearts and helping them turn away from their sins and helping them trust in Jesus as their Savior. If we turn away from our sins and trust Jesus as our Savior, God will forgive us and save us. Then, we will be able to join all of God's people in praising God as our great Savior. Ask Him to help you! He loves to do this!</i></p>
<p>BIBLE TRUTH BIBLE VERSE</p> <p>Meaning</p> <p>Discussion Questions</p> <p><i>choose a few</i></p>	<p>"May all who seek you rejoice and be glad in you; may those who love your salvation say continually, "Great is the LORD!" -- Psalm 40:16, ESV</p> <p>Learn a Little: "Rejoice and be glad, say, "Great is the LORD!"</p> <p>God's people love to think about God and praise His name! He is the one, true God. He is so great, and He has been so very good to them! He has saved them from their sins through Jesus!</p> <ol style="list-style-type: none"> 1. Who do God's people rejoice in? Who makes them so glad? <i>The LORD.</i> 2. What do God's people especially praise Him for doing through Jesus? <i>For saving them.</i> 3. How often do God's people like to praise Him? <i>All the time---continually!</i> 4. How can we become God's people and know Him as our Savior? <i>We can turn away from our sins and trust in Jesus as our Savior.</i>
<p>BIBLE STORY</p> <p>Discussion Questions</p>	<p>The Case of the Middle of the Mess</p> <p><i>choose a few</i></p> <ol style="list-style-type: none"> 1. What was the scary thing that King Jehoshaphat faced? <i>Enemies surrounded his land and wanted to take it.</i> 2. What was so special about Israel? What would be so bad about the enemies taking the land? <i>God gave this land to the people of Israel. This is where His special worship place, the Temple, was. There was no other place like it in the world where the LORD was worshiped and where people could learn and live by His Word, the Bible.</i> 3. What did King Jehoshaphat do when he heard about all the enemies who were about to attack? <i>He gathered together the people to pray to the LORD. and ask for His help.</i> 4. What did the LORD tell King Jehoshaphat and the people to do? <i>Not to worry. He would fight the battle for them. They were to go out and praise the LORD.</i> 5. What happened when King Jehoshaphat and the people did this? <i>The LORD confused the enemies so that they turned on each other and died.</i> 6. The greatest thing we can praise God for being is our Savior. How can God become our Savior and we become one of God's people? <i>We can turn away from our sins and trust in Jesus as our Savior. God will forgive our sins and send the Holy Spirit to live in our hearts.</i>

DEEP DOWN DETECTIVES

**Curriculum Resources
for Unit 14, Bible Truth 2:**



**How Does God Want Us to Pray?
Every Night and Day...**

**He Wants Us to Confess
Our Sins to Him!**

Session Prep (especially good for newbies!)

Pray!



Pray for the Holy Spirit to be at work in your and the children's hearts.

Review



If new to the curriculum, look at the **Getting Started with Deep Down Detectives section of the Core Curriculum book.** (p.5) It will be especially helpful to read through the Deep Down Detectives section of **The Praise Factory Tour: Extended Version Book.** This is a visual way to understand what goes on in the classroom. (A pdf of the book is found in the samples section on the website.)

Look through and Learn the Lesson



Read over **lesson plan.** Practice any **songs or action rhymes** you are using. Choose/make up motions to go with these. Choose less with younger children and more with older preschoolers. **Practice the lesson with the visual aids** and using the Big Question Box/Briefcase.

Read and Rehearse the Bible Story with Pictures



Read the Bible story from the Bible. Read the curriculum version. Practice telling it with the storyboard pictures. (If you have not previously laminated the story pictures, do that now.) Or, rehearse it from the Simple Story Scenes, if you are using those.

Let There Be Music



Download the music and listen to the songs. Choose which of the songs you will use with the children. If using live musicians, make sure they have the sheet music (Appendix A, Core Curriculum book).

Put the Props in Place



1. Prepare your Visual Aids. Put the Big Question, Unit Bible Truths, Bible Truth, Bible Verse, and Listening Assignment signs, as well as the Bible Story script in one side of the Bible folder.
2. Get out your storyboard. If using Simple Story Scenes, put these in your Bible Folder. Or, if using the individual storyboard figures, put all background pictures in place (they have a BG by the number). Put the rest of the storyboard pictures (these have a SB by the number) in order of use in the other side of the Bible folder.
3. Put the DDD Bible Folder as well as the Big Question sign in the Big Question Box/Briefcase and shut it. If your box/briefcase has locks and you want to use the unlocking the box as part of your session, lock it now....but make sure you have the key or know the code first.
4. Prepare the music CD or sheet music or mp3 device for use in your session.

Set Out Free Play Activities



Choose and set up free time activities you will use with the children. Choose a variety of different activities that will be enjoyed by different types of children. Rotate the activities you provide to keep them interesting and fresh to your children. (Suggestions in Appendix D, Core Curriculum books.)

Prepare Any Activities



Choose which (if any) of the Bible Truth games and crafts activities you want to use in the session. Bear in mind your time frame as well as the developmental abilities and attention span of your children as you decide which/how many to prepare. **Look over the Discussion Sheet** and choose a few questions you might use to spark discussion with the children as they do their activities (especially good for ages 3's+). Pray for God to give you opportunities to talk about these things with the children.

Let Them Take It with Them



Make copies of the craft/take home sheets, if you are not already using them as one of your activities. You may also want to make copies of the story (see take-home version of each story included in Appendix C with the other take home resources) to have for parents to use with their children at home. There's a link on each craft/take home sheet to the story, if you don't make hard copies.

Store It



After your session is over, collect the resources and store them for future use. This curriculum can be used over and over for years to come.

Unit 14: The God Who Delights in Our Prayers

UNIT OVERVIEW

Prayer is talking and listening to God. It's how God's people enjoy more of the special closeness they have with Him. It is a little bit like the forever happiness they will have with God when they live with Him in heaven.

God's people pray to God every night and day...and many times in between. There is so much to talk to Him about and God always wants to listen!

God's people tell God how wonderful He is. They say sorry for how they have disobeyed Him. They thank Him for all He's done for them and others. They ask Him to do great things. God's people want to stay close to God because He is the most wonderful person anyone can ever know.

In this unit we will learn four truths about prayer.

UNIT BIBLE VERSE: Philippians 4:5,6, ESV

"The Lord is at hand; do not be anxious about anything, but in everything by prayer and supplication with thanksgiving let your requests be made known to God."

BIG QUESTION UNDER INVESTIGATION: How Does God Want Us to Pray?

ANSWER: Every Night and Day...

OPTIONAL Big Question 14 INTRODUCTION LESSON (Use Hide 'n' Seek Kids Unit 14 Material)

Story: The Case of the Man Not Stopped by Big Teeth *Daniel 6*

Bible Verse: Philippians 4:5,6, ESV

BIBLE TRUTH 1: He Wants Us to Praise Him (3 Lessons Available)

Story: The Case of the Middle of the Mess

2 Chronicles 19-20

Bible Verse: Psalm 40:16, ESV

➔ BIBLE TRUTH 2: He Wants Us to Confess Our Sins to Him (3 Lessons Available)

Story: The Case of the Slow Sorry

2 Chronicles 33; 2 Kings 21

Bible Verse: Psalm 32:5, ESV

BIBLE TRUTH 3: He Wants Us to Thank Him (3 Lessons Available)

Story: The Case of the Wet and Wild Thank You *Jonah*

Bible Verse: Psalm 107: 8, NIV 1984

BIBLE TRUTH 4: He Wants Us to Ask Him to Do Great Things

(3 Lessons Available)

Story: The Case of the Daring Pray-ers *Acts 3-4*

Bible Verse: Psalm 17:6, ESV

Deep Down Detectives ESV Songs 14 Track Numbers

This is a listing of all songs mentioned in the unit curriculum. You may or may not choose to use all of the songs. They are listed in easy-reference order--NOT in the order used in the curriculum. You may choose to simply burn a CD/load them onto an mp3 device in this order. Or, you may want to do what we do: choose the songs we want to use and create a play list of them in that order. Then, we burn a CD/upload the play list onto an mp3 device. A teacher only has to click forward to the next song, instead of hunting for the right track. The track number have been included as part of the title of each song, teachers will still have a reference to the track number listed in the curriculum (same as those listed below), even if you change the order on your customized play list.

SONGS USED EVERY UNIT OF THE CURRICULUM

- 1 The Classroom Song v.1
- 2 The Classroom Song v.2
- 3 The Classroom Song v.3
- 4 The Classroom Song v.4
- 5 Deep Down Detectives Theme Song
- 6 The Classroom Rules Song
- 7 Let's Pray Song
- 8 The Big Question Box Song
- 9 The Bible Chant Song
- 10 ACTS Prayer Song (Short Version)
- 11 ACTS Prayer Song (Full Version)

listen to or download songs for free at [https://praisefactory.org: Deep Down Detectives Music page](https://praisefactory.org:Deep Down Detectives Music page)

Why the Extra Songs?

Deep Down Detectives is a curriculum used by a wide age-span of kids. Sometimes one of the other songs is a better fit for your kids. Or, you may simply want to teach them more songs on the same Bible Truth. Use as many or as few as you want.

UNIT 14: THE GOD WHO ANSWERS PRAYERS

- 12 Big Q & A 14 Song
- 13 Big Question 14 Song: How Does God Want Us to Pray?
- 14 Big Question 14 Bible Verse Song: Don't Be Anxious Philippians 4:5-6, ESV
- 15 Extra Big Question 14 Bible Verse Song: The Lord Is at Hand Philippians 4:5-6, ESV
- 16 Extra Big Question 14 Bible Verse Song: At Hand Philippians 4:5-6, ESV
- 17 Extra Big Question 14 Bible Verse Song: When You Pray Say Father Luke 11:2-4, ESV
- 18 Big Question 14 Hymn: What a Friend We Have in Jesus v.1
- 19 Big Question 14 Praise Song: Lord, I Want to Be a Christian

How Does God Want Us to Pray? Every Night and Day...

Bible Truth 1: He Wants Us to Praise Him

- 20 Bible Verse: May All Who Seek You Rejoice Psalm 40:16, ESV
- 21 Extra Bible Verse: Make a Joyful Noise Psalm 100:1-6, ESV
- 22 Extra Bible Verse: Noise, Noise, Noise Psalm 100:1-4, ESV (other version)
- 23 Extra Bible Verse: Proclaim the Name Deuteronomy 32:4, ESV
- 24 Extra Bible Verse: I Will Proclaim Deuteronomy 32:4, HCSB

Bible Truth 2: He Wants Us to Confess Our Sins

- 25 Bible Verse: I Acknowledged My Sin Psalm 32:5, ESV
- 26 Extra Bible Verse: Help Us, O God of Our Salvation Psalm 79:9, ESV

Bible Truth 3: He Wants Us to Thank Him

- 27 Bible Verse: Give Thanks Psalm 107:8, NIV 1984
- 28 Extra Bible Verse: Give Thanks to the LORD Psalm 105:1,2, ESV
- 29 Extra Bible Verse: Bless the LORD, O My Soul Psalm 103:1-5, ESV

Bible Truth 4: He Wants Us to Ask Him to Do Great Things

- 30 Bible Verse: I Call On You, O God Psalm 17:6, ESV
- 31 Extra Bible Verse: Give Ear to My Words, O LORD Psalm 5:1-3, ESV
- 32 Extra Bible Verse: I Will Do Whatever You Ask in My Name John 14:13, ESV
- 33 Extra Bible Verse: Incline Your Ear Psalm 86:1,15,16, ESV
- 34 Extra Bible Verse: Though the Earth Give Way Psalm 46:1,2, ESV
- 35 Extra Bible Verse: Take Up the Whole Armor Ephesians 6:13,16-18, ESV
- 36 Extra Bible Verse: For I Know the Plans Jeremiah 29:11-12, ESV

Big Question 14, Bible Truth 2 Overview: Key Concepts

p.1

Unit 14: The God Who Delights in Our Prayers

Unit Big Question (and Answer): How Does God Want Us to Pray?
Every Night and Day!!

Unit Bible Verse: "The Lord is at hand; do not be anxious about anything, but in everything by prayer and supplication with thanksgiving let your requests be made known to God." -- Philippians 4:5,6, ESV

Bible Truth 2 Concept: He Wants Us to Confess Our Sins to Him

Prayer is talking to God and listening to Him. Prayer is a little taste of the forever happiness God's people will have with Him in heaven. God's people confess their sins to God when they pray. Confessing our sins means telling God we have disobeyed Him and His good laws and asking for His forgiveness.

God wants His people to tell Him how they've disobeyed Him. He wants them to tell Him how they have disobeyed Him in their hearts --like when they stay mad at someone who has hurt them and won't forgive them. He wants them to tell Him how they've disobeyed Him with their words --like when they lie to someone. He wants us to tell Him how they've disobeyed Him in what they've done --when they hurt someone or disobey their parents. God wants His people to tell Him about all of these ways they have disobeyed Him and ask for His forgiveness. And, He wants them to ask Him to help them to turn away from doing these things and live for Him instead. God loves to forgive and help His people.

Why does God forgive the sins of His people? Because of Jesus! When Jesus died on the cross, He took upon Himself all of the punishment that God's people deserved for their sins. He paid for their sins, so they wouldn't have to. He is their Savior! God wants us to confess our sins to Him, too! Anyone who turns away from their sins and trusts in Jesus as their Savior has God's promise that He will forgive their sins --every single one of them. This is how we become God's people and live as God's people. Isn't that good news!

Bible Truth 2 Bible Verse: Psalm 32:5, ESV

"I acknowledged my sin to you, and I did not cover my iniquity...and you forgave the iniquity of my sin."

Learn a Little: "I acknowledged my sin to you....and you forgave my sin."

Meaning

This verse has two, big Bible words in it: "sin" and "iniquity." Both words mean the same thing: disobeying God. When we disobey God, we deserve His punishment. This is why we like to cover up the bad things we do. We don't want anyone to know about them, and we don't want to be punished for them. But our Bible verse tells us that God's people confess their sins to God, instead of covering them up. And what does God do then? He forgives them! God can forgive our sins, too, when we turn away from our sins and trust in Him as our Savior. That's how we become God's people and that's how we live as God's people. That's very good news!

Bible Truth 2 ACTS Prayer

- A** We praise You, God, for being perfectly holy. You are good and great. You hate sin!
- C** God, we know that You and Your laws are good, yet we have all chosen to rebel against You. We have chosen not to love You as You deserve. We have chosen to break Your good laws. We need a Savior!
- T** Thank You, God, for offering forgiveness for our sins through Jesus when we trust in Him as our Savior. Thank You for providing a way for us to be Your people.
- S** God, work in our hearts. Help us to turn away from our sins and trust in Jesus as our Savior. Show us how we rebel against You and Your good laws. Help us to confess our sins to You and turn away from them. Help us to live for You. In Jesus' name, we pray, Amen.

Big Question 14, Bible Truth 2 Overview: Key Concepts

Bible Truth 2 Story

The Case of the Slow Sorry *2 Chronicles 33; 2 Kings 21*

Songs Used in Bible Truth 2

Big Q & A 14 Song

Big Question 14 Song: How Does God Want Us to Pray?

Big Question 14 Bible Verse Song: Don't Be Anxious *Philippians 4:5-6, ESV*

Extra Big Question 14 Bible Verse Song: The Lord Is at Hand Philippians 4:5-6, ESV

Extra Big Question 14 Bible Verse Song: At Hand Philippians 4:5-6, ESV

Extra Big Question 14 Bible Verse Song: When You Pray Say Father Luke 11:2-4, ESV

Big Question 14 Hymn: What a Friend We Have in Jesus v.1


Big Question 14 Praise Song: Lord, I Want to Be a Christian


Bible Truth 2 Bible Verse: I Acknowledged My Sin *Psalm 32:5, ESV*

Bible Truth 2 Extra Bible Verse: Help Us, O God of Our Salvation Psalm 79:9, ESV


listen to or download songs for free at <https://praisefactory.org>: Deep Down Detectives Music page

1. GETTING STARTED

 = follow the stars for a short & simple lesson plan

Intake Activity Ideas	Choose one of these open-ended activities to include children as they join the class:
Free Play Time <i>suggestions in Appendix D</i>	 Offer your own or some of the easy-to-make, free play activities suggested in Appendix D.
OR Sing-along Music Time <i>lyrics and sheet music, Appendix A</i> <i>listen to or download songs for free at https://praisefactory.org/Deep Down Detectives Music page</i>	<p>Music from Deep Down Detectives (DDD) ESV Songs 14:</p> <p>Big Q & A 14 Song <i>DDD ESV Songs 14, track 12</i></p> <p>Big Question 14 Song <i>DDD ESV Songs 14, track 13</i></p> <p>Big Question 14 (Unit) Bible Verse Song: Don't Be Anxious Philippians 4:5-6, ESV <i>DDD ESV Songs 14, track 14</i></p> <p>Extra Big Question 14 (Unit) Bible Verse Song: The Lord Is at Hand Philippians 4:5-6, ESV <i>DDD ESV Songs 14, track 15</i></p> <p>Extra Big Question 14 (Unit) Bible Verse Song: At Hand Philippians 4:5-6, ESV <i>DDD ESV Songs 14, track 16</i></p> <p>Extra Big Question 14 (Unit) Bible Verse Song: When You Pray Say Father Luke 11:2-4, ESV <i>DDD ESV Songs 14, track 17</i></p> <p>Big Question 14 Hymn: What a Friend We Have in Jesus v.1 <i>DDD ESV Songs 14, track 18</i></p> <p>Big Question 14 Praise Song: Lord, I Want to Be a Christian <i>DDD ESV Songs 14, track 19</i></p> <p>Bible Truth 2 Bible Verse Song: I Acknowledged My Sin Psalm 32:5, ESV <i>DDD ESV Songs 14, track 25</i></p> <p>Bible Truth 2 Extra Bible Verse Song: Help Us, O God of Our Salvation Psalm 79:9, ESV <i>DDD ESV Songs 14, track 26</i></p> <p><i>Add more fun to Sing-along Music Time by adding a Music, Movement & Memory Activity. These activities are listed on p.10 of this lesson plan with the Response Activities. Instructions found in Appendix B.</i></p>
OR Bible Verse Memory Game <i>instructions found in Appendix B</i>	<p>Lesson 1 Game: Bean Bag Catch</p> <p>Lesson 2 Game: Animal Cube</p> <p>Lesson 3 Game: Fill'er Up</p> <p><i>These activities are also included on p.10 of this lesson plan with the Response Activities.</i></p>

2. OPENING CIRCLE TIME (introduce the Bible Truth and tell the related Bible story)

Gathering the Children <i>lyrics and sheet music, Appendix A</i>	<p>Sing verse 1 of <i>The Classroom Song</i> to gather the children for Circle Time.</p> <p>The Classroom Song, verse 1 <i>DDD ESV Songs 14, track 1</i></p> <p>Let's gather together to worship God, Let's gather together to worship God, Let's gather together to worship God, Come gather here with me!</p>
Welcome to Deep Down Detectives	 "Welcome to Deep Down Detectives. We're so glad you've joined us! Detectives are people who look for answers to questions. In Deep Down Detectives, we look for answers to big questions about God. We dig deep down in the truths of God's Word to find them."

2. OPENING CIRCLE TIME, continued



= follow the stars for a short & simple lesson plan

<p>Deep Down Detectives Theme Song</p> <p><i>lyrics and sheet music, Appendix A</i></p>	<p>"Let's sing our Deep Down Detectives Theme Song."</p> <p>Deep Down Detectives Theme Song Deep Down Detectives Theme Song <i>DDD ESV Songs 14, track 5</i></p> <p>We're Deep Down Detectives, diggin' deep in God's Word, For truths about God and His plans for this world, We're seeking to love Him, with all of our heart, We're Deep Down Detectives! Come on! Let's start!</p>
<p>Classroom Rules Song</p> <p><i>lyrics and sheet music, Appendix A</i></p>	<p>There are two very important things that Deep Down Detectives do together: we worship God and we love one another. Our Classroom Rules Song reminds us how we should act. Let's sing it."</p> <p>Classroom Rules Song <i>DDD ESV Songs 14, track 6</i></p> <p>Shh, be quiet while someone is talking, Raise your hand, if you have something to say, Don't touch your friend, sitting beside you, Obey your teachers, Be kind as you play. These are our classroom rules, These are our classroom rules, They help us worship God and love one another, These are our classroom rules.</p>
<p>Opening Prayer Time</p> <p><i>lyrics and sheet music, Appendix A</i></p>	<p>"Children, we need God's help to keep these rules. Let's ask Him to help us right now. Let's get ready and pray."</p> <p>Let's Pray <i>DDD ESV Songs 14, track 7</i></p> <p>1-2-3! Fold your hands, Bow your head, Close your eyes. Let's pray! (<i>repeat</i>)</p> <p>"Let's pray:"</p> <p>Opening Prayer </p> <p>Dear Lord, We're so glad to get to gather together to worship You! Please help us keep the classroom rules. Please help us to love You and learn about You today. In Jesus' name, we pray. Amen.</p>

2. OPENING CIRCLE TIME, continued

★ = follow the stars for a short & simple lesson plan

Reveal the Big Question
Introduce the Big Question Box/Briefcase

lyrics and sheet music, Appendix A

“Detectives INVESTIGATE things. That means they ask questions and look for answers. Deep Down Detectives investigate big questions about God. The Big Question we are investigating today is right inside our Big Question Box/Briefcase.

The Big Question Box Song

DDD ESV Songs 14, track 8

We’ve got a Big box,
All closed up and locked,
Filled with the truths of God’s Word.

We’ve got a brief case,
There’s no time to waste,
Come on, kids, let’s open it up!

The Big Question under Investigation

VISUAL take out AID



of BQB

Big Question & Answer Sign, front side

**found in the DDD Unit 14 Visual Aids, ESV Book*

Ok, who would like to open for me and pull out the Big Question?”

Choose a child to open the box/briefcase, take out the Big Question and hand it to you, then hold up the Big Question sign for all the children to see, and say:

★ The Big Question we are investigating today is Big Question Number 14:

How Does God Want Us to Pray?

and the Answer is:

Every Night and Day...

Big Question Meaning

★ Prayer is talking and listening to God. It’s how God’s people enjoy more of the special closeness they have with Him. It is a little bit like the forever happiness they will have with God when they live with Him in heaven.

God’s people pray to God every night and day...and many times in between. There is so much to talk to Him about and God always wants to listen!

God’s people tell God how wonderful He is. They say sorry for how they have disobeyed Him. They thank Him for all He’s done for them and others. They ask Him to do great things. God’s people want to stay close to God because He is the most wonderful person that anyone can ever know.

Big Question Songs

★ “Let’s sing our Big Question Song:

Big Q & A 14 Song

Big Q & A 14 Song

DDD ESV Songs 14, track 12

(adapted version of “Old MacDonald Had a Farm”)

lyrics and sheet music, Appendix A

How does God want us to pray?
Ev’ry night and day!
How does God want us to pray?
Ev’ry night and day!

Ev’ry night, ev’ry day,
Ev’ry night, ev’ry day,
Ev’ry night and day!
How does God want us to pray?

2. OPENING CIRCLE TIME, continued



= follow the stars for a short & simple lesson plan

<p>Learning about the Big Question</p> <p style="text-align: center;">★</p>	<p>Repeat the Big Question and Answer again: "How Does God Want Us to Pray? Every Night and Day!"</p> <p>Say: "Hmmm, I wonder what that means... Let's do our action rhyme/sing our song that explains it."</p> <p>Then do the action rhyme or sing the song using any of the optional motions suggested, if desired.</p>	
<p>Big Question Action Rhyme</p> <p style="margin-top: 150px;">Big Question (Action Rhyme) Song</p> <p><small>Lyrics and sheet music, Appendix A</small></p> <p style="text-align: center;">★</p>	<p>Big Question 14 Action Rhyme</p> <p>When I pray, I talk to God, There's so, so much to say, "Oh, how very great you are, God!" I praise God, each night and day!</p> <p>When I pray, I talk to God, There's so, so much to say. "Forgive me, God, for disobeying!" I say "Sorry, God," each night and day!</p> <p>When I pray, I talk to God. There's so, so much to say, "Thank You for so many good things, God!" I thank God, each night and day!</p> <p>When I pray, I talk to God. There's so, so much to say. "Help me to love and obey You, God!" I ask God, each night and day!</p> <p>Big Question 14 Action Rhyme/ Song</p> <p>How does God want us to pray? Every night and day the ACTS way! How does God want us to pray? Every night and day the ACTS way! The ACTS way, what's it all about? The ACTS way, I just can't figure out!</p> <p>Refrain: A-C-T-S, say it with a shout, ACTS! I could tell you more, But I'd rather act it out.</p> <p>A, A, A, stands for Adoration, We praise You, God of all creation, C, C, C, stands for Confession, We're sorry, God, to You our sins confessin', Refrain</p> <p>T, T, T, stands for Thanksgiving, Thank You, God, for the good things You have given, S, S, S, Stands for Supplication, Help us, Lord, the God of our salvation.</p> <p>Now I've told you, Now let's go and act it out.</p>	<p>(POSSIBLE ACTIONS)</p> <p><i>Make prayer hands</i></p> <p><i>Raise hands up to praise God</i></p> <p><i>Make prayer hands</i></p> <p><i>Shake head and make sad face</i></p> <p><i>Make prayer hands</i></p> <p><i>Clap hands as a thank you</i></p> <p><i>Make prayer hands</i></p> <p><i>Place hand on heart</i></p> <p><i>DDD ESV Songs 14, track 13</i></p> <p>(POSSIBLE ACTIONS)</p> <p><i>Make prayer hands</i></p> <p><i>Raise hands up to praise God</i></p> <p><i>Shake head and make sad face</i></p> <p><i>Clap hands as a thank you</i></p> <p><i>Hold hands in front of you, palms up</i></p>

2. OPENING CIRCLE TIME, continued

★ = follow the stars for a short & simple lesson plan

Learning the Bible Truth

VISUAL take out

AID



of BQB

VISUAL AID

All the Bible Truths Sign

★ "Every Night and Day!" is a good beginning, but there's so more to learn. So it's time for us to dig down even deeper for more answers to our Big Question about God. We're going to be learning **FOUR** Bible truths that all tell us more about how God wants us to pray.

Who would like to hand me the picture with our four Bible truths on it? It's in the Big Question Box/Briefcase." *Choose a child to get it and hand it to you, then hold it up and show them the pictures of the four truths they will be learning.*

Bible Truth Clue

VISUAL take out

AID



of BQB

Bible Truth Clue Sign, front side
VISUAL AID

After everyone has had a good look, say...

"Ok, we've learned one truth about how God wants us to pray. It's this one: "He Wants Us to Praise Him." (point to pictures as you identify each Bible Truth). Now let's look at our Bible Truth Clue sign and see if we can figure out which of these four truths we will be learning about today. Who would like to get it out of the Big Question Briefcase for me?"

Choose a child to open the briefcase, take out the Bible Truth Clue sign and hand it to you. Hold up the front side for the children to see. Cover up the answer, written along the bottom, and say:

**"How Does God Want Us to Pray?
Every Night and Day...
He Wants Us to Confess Our ???? to Him!"**

We're missing one word. Here's the hint to what the missing word is. It says: "What's the Bible word for disobeying God and His good laws? This word starts with the letter "S" and rhymes with "wins." Can you guess? It's "Sins."

Hint

So, the Bible Truth we are learning today is: *(uncover answer from bottom of sign, show it to them and say:)*

★ **"How Does God Want Us to Pray?
Every Night and Day...
He Wants Us to Confess Our Sins to Him!"**

And here is what this Bible Truth means: *(read the meaning off of the back of the sign, say:)*

Bible Truth Meaning

★ Prayer is talking to God and listening to Him. Prayer is a little taste of the forever happiness God's people will have with Him in heaven. God's people confess their sins to God when they pray. Confessing our sins means telling God we have disobeyed Him and His good laws and asking for His forgiveness.

God wants His people to tell Him how they've disobeyed Him in their hearts --like when they stay mad at someone who has hurt them and won't forgive them. He wants them to tell Him how they've disobeyed Him with their words --like when they lie to someone. He wants us to tell Him how they've disobeyed Him in what they've done --when they hurt someone or disobey their parents. God wants His people to tell Him about all of these ways they have disobeyed Him and ask for His forgiveness. And, He wants them to ask Him to help them to turn away from doing these things and live for Him instead. God loves to forgive and help His people.

Why does God forgive the sins of His people? Because of Jesus! When Jesus died on the cross, He took upon Himself all of the punishment that God's people deserved for their sins. He paid for their sins, so they wouldn't have to. He is their Savior! God wants us to confess our sins to Him, too! Anyone who turns away from their sins and trusts in Jesus as their Savior has God's promise that He will forgive their sins --every single one of them. This is how we become God's people and live as God's people. Isn't that good news!

2. OPENING CIRCLE TIME, continued

★ = follow the stars for a short & simple lesson plan

Learning the Bible Verse

"And how do I know this is true? God tells me so in His special book, the Bible."

The Bible Chant Song

Say or sing the Bible Chant Song.

lyrics and sheet music, Appendix A

The Bible Chant Song

DDD ESV Songs 14, track 9

The Bible, the Bible,
Let's get out the Bible.
Let's hear what God has to say.
The Bible, the Bible,
God's given us the Bible.
It's His Word for us to learn and obey! Yay!

Bible Verse

DDD 14.2 Bible Verse-front side (in the DDD Bible folder)

VISUAL AID

Place verse in take out

#4

DDD Bible Folder

Big Question Briefcase of BQB

"Who would like to get our Bible folder out of the Big Question Briefcase for me?"

Choose a child to open the briefcase, take out the "Bible" folder and hand it to you. Remove the Bible Verse Picture from the "Bible" folder and hold it up for all the children to see, then say:

Psalm 32:5 tells us:

★ **Psalm 32:5, ESV**

"I acknowledged my sin to you, and I did not cover my iniquity...and you forgave the iniquity of my sin."

Learn a Little: "I acknowledged my sin to you....and you forgave my sin."


*found in the DDD Unit 14 Visual Aids, ESV Book

Bible Verse Meaning

★ **What does that mean?**

This verse has two, big Bible words in it: "sin" and "iniquity." Both words mean the same thing: disobeying God. When we disobey God, we deserve His punishment. This is why we like to cover up the bad things we do. We don't want anyone to know about them, and we don't want to be punished for them. But our Bible verse tells us that God's people confess their sins to God, instead of covering them up. And what does God do then? He forgives them! God can forgive our sins, too, when we turn away from our sins and trust in Him as our Savior. That's how we become God's people and that's how we live as God's people. That's very good news!

2. OPENING CIRCLE TIME, continued

 = follow the stars for a short & simple lesson plan

**Bible Verse
Song**

*lyrics and sheet music,
Appendix A*

You might also enjoy:

*Help Us, O God of Our
Salvation
Psalm 79:9, ESV
DDD ESV Songs 14,
track 26*

We've said our Bible verse, now let's sing it!

I Acknowledged My Sin: Psalm 32:5

DDD ESV Songs 14, track 25








I acknowledged my sin to you,
And did not cover up my iniquity,
And you forgave, and you forgave,
Yes, you forgave the iniquity of my sin.

I acknowledged my sin to you,
And did not cover up my iniquity,
And you forgave, and you forgave,
Yes, you forgave the iniquity of my sin.
Psalm Thirty-two, verse five.

2. OPENING CIRCLE TIME, continued



= follow the stars for a short & simple lesson plan

<p>Getting into the Case</p>	<p>"Now it's time to do a bit more deep down investigating. Let's see what Detective Dan wants us to help him figure out. Would someone like to get it out for me?"</p>
<p>Listening Assignments</p> <p>Place in  take out  of BQB</p>	<p>NOTE: Listening assignments are most suitable for ages 3+. Skip straight to the Bible story (see bottom of this page), if working with 2 year olds.</p> <p>"Let's open up our listening assignment and see what we are supposed to figure out today.</p> <p>Choose a child to take out the Listening Assignment (from the DDD Bible Folder) and hand it to you. Read Detective Dan's letter to the children that includes the listening assignment. The listening assignments are summarized below:</p>
<p>VISUAL AID</p> <p></p> <p>DDD Unit 14 Visual Aids, ESV</p>	<p>Detective Dan's Lesson #1 Listening Assignment:</p> <p>I need to know:</p> <ol style="list-style-type: none"> 1. Who was slow to say sorry to God? What did he need to say sorry to God for doing? 2. What did God do when he finally said sorry?
<p>VISUAL AID</p> <p></p> <p>DDD Unit 14 Visual Aids, ESV</p>	<p>Detective Dan's Lesson #2 Listening Assignment:</p> <p>Our Bible Verse is Psalm 32:5, ESV:</p> <p>"I acknowledged my sin to you, and I did not cover my iniquity...and you forgave the iniquity of my sin."</p> <p>I need to know:</p> <ol style="list-style-type: none"> 1. Who was slow to confess his sins to God? 2. What did God do for him when he did confess his sins?
<p>VISUAL AID</p> <p></p> <p>*Listening Assignment #3 includes the Assignment Sheet, plus 6 clue pictures*</p> <p>DDD Unit 14 Visual Aids, ESV</p>	<p>Detective Dan's Lesson #3 Listening Assignment:</p> <p>I found six clues, but two of them are NOT in the story. They are: a hook, a tomato, a fake god, a bad king, a hat, and a jail. Hold each of them up for the children to see as you identify them.</p> <p>I need to know:</p> <ol style="list-style-type: none"> 1. Which four belong in the story and which two don't? 2. What did the bad king ask God to do when he was in jail? How did God answer his prayer?
<p>Tell the Bible Story</p> <p>Place story & pics in  take out  of BQB</p> <p>DDD Unit 14 Visual Aids, ESV</p> <p>Story text included in this book right after this lesson plan and in Visual Aids book</p>	<p>★ Then say. "Ok, Deep Down Detectives! Put on your best listening ears and see if you can hear the answers to Detective Dan's questions. When I finish telling the story, we will see if we can answer all the questions."</p> <p>★ Bible Story: The Case of the Slow Sorry 2 Chronicles 33; 2 Kings 21</p> <p>Read the Bible Truth story, putting up the Storyboard Pictures/holding up the Story Scenes as you tell it. Then have the children answer the listening assignment, present the gospel and lead in prayer.</p> <p>*Answers to questions, the gospel and ACTS prayer are included with the story text.*</p>

Lesson Plan: Big Question 14, Bible Truth 2

use with all THREE lessons

2. OPENING CIRCLE TIME, continued

★ = follow the stars for a short & simple lesson plan

<p>Story Response Song(s)</p> <p>Hymn</p> <p><i>lyrics and sheet music, Appendix A</i></p>	<p><i>As attention span and time allow, you might want to end with one of the following songs which also tie in with the unit. If desired, use the Music and Movement activity ideas while singing (listed with the Response Activities).</i></p> <p>What a Friend We Have in Jesus <i>DDD ESV Songs 14, track 18</i></p> <p>Verse 1 What a friend we have in Jesus, All our sins and griefs to bear! What a privilege to carry, Ev'rything to God in prayer!</p> <p>Verse 2 Have we trials and temptations? Is there trouble anywhere? We should never be discouraged, Take it to the Lord in prayer!</p> <p>Tie-in: "How does God want us to pray? Every night and day! Why does God want us to pray to Him every night and day? This song tells us some reasons. We pray to Him because when we trust in Jesus as our Savior, Jesus is our great loving and powerful friend--like no other friend we will ever have! He will forgive our sins. He will comfort us when we are sad. When we are tempted to disobey God, we can ask Him to help us...and He will! In trials and troubles and griefs (those are just big words for bad and sad things) God is always there to help us. What a great friend Jesus is to those who trust in Him!"</p>
--	--

<p>Praise Song</p> <p><i>lyrics and sheet music, Appendix A</i></p>	<p>Praise Song: Lord, I Want to Be a Christian <i>DDD ESV Songs 14, track 19</i></p> <p>Verse 1 Lord, I want to be a Christian in my heart, in my heart, Lord, I want to be a Christian in my heart. In my heart, in my heart, Lord, I want to be a Christian in my heart</p> <p>Verse 2 Lord, I want to be more loving in my heart, in my heart, Lord, I want to be more loving in my heart. In my heart, in my heart, Lord, I want to be more loving in my heart.</p> <p>Verse 3 Lord, I want to be more holy in my heart, in my heart, Lord, I want to be more holy in my heart. In my heart, in my heart, Lord, I want to be more holy in my heart.</p> <p>Tie-in: "How does God want us to pray? Every night and day! The Lord wants us to pray to Him and ask Him to help us to obey Him and love Him. That's what Christians--God's people--do! Let's sing a prayer asking God to help us right now!"</p>
--	--

3. TAKING ACTION: Response Activities *(choose from among these activities)*

<p>Transition to Activities</p>	<p>★ Well, Deep Down Detectives, you've done a great job diggin' deep down for answers in the truths of God's Word. Now it's time to enjoy some activities."</p> <p><i>Tell children what activity/s you are providing for them: either free play or some of the response activities listed below. When you are ready to dismiss them, use this song to help the children transition in an orderly fashion to their next activity.</i></p>
--	--






<p>Classroom Song, verse 2</p> <p><i>lyrics and sheet music, Appendix A</i></p>	<p>"Children, let's sing our Time to Play Song. When we are finished you may get up and walk over to our next activity."</p> <p>Classroom Song, verse 2 <i>DDD ESV Songs 14, track 2</i></p> <p>We've gathered together to worship God, We've gathered together to worship God, And now it's time to play.</p> <p><i>Dismiss the children to whatever activities you have prepared for them to do.</i></p>
--	--

Lesson Plan: Big Question 14, Bible Truth 2

use with all THREE lessons

p.10

3. TAKING ACTION: Response Activities (choose from among these activities) ★ = short & simple lesson plan

<p>Response Activities</p>	<p>Choose one or more activities appropriate for your children, based on classroom time and developmental needs. Add the Discussion Sheet to any activity for deeper learning. ★</p>
<p>Bible Verse Memory Game</p> <p><i>game directions, Appendix B</i></p>	<p>Though listed with the opening activities, you may choose to use this Bible verse game here instead (or as a repeat).</p> <ul style="list-style-type: none"> • Lesson 1 Game: Bean Bag Catch • Lesson 2 Game: Animal Cube • Lesson 3 Game: Fill 'er Up <p>Use the Discussion Sheet with this activity for even deeper learning ★</p>  <p>Discussion Questions</p>
<p>Music, Movement & Memory Activity</p> <p><i>game directions, Appendix B</i></p>	<p>A music activity that uses the songs from the Bible Truth and Big Question unit.</p> <ul style="list-style-type: none"> • DDD Songs for this Bible Truth, plus: • Lesson 1 Activity: Musical Squares • Lesson 2 Activity: Thumping Drums • Lesson 3 Activity: Say, Spring Up and Shout <p>Use the Discussion Sheet with this activity for even deeper learning ★</p>  <p>Discussion Questions</p>
<p>Bible Story Review Game</p> <p><i>game directions, Appendix B</i></p>	<p>A game that uses the storyboard pictures from the story to review the story.</p> <ul style="list-style-type: none"> • Lesson 1 Game: Treasure Hunt • Lesson 2 Game: Look Who's Coming Down the Tracks • Lesson 3 Game: Can You Remember? <p>Use the Discussion Sheet with this activity for even deeper learning ★</p>  <p>Discussion Questions</p>
<p>Coloring Pages/ Take Home Sheets</p> <p><i>in Appendix C</i></p> <p>★</p>	<p>A coloring page related to the lesson assignment question is provided for each lesson. On the back of each are the key concepts, a few questions and a song for parents to use with their children.</p> <p>NOTE: Upgrade your coloring sheet to a more interesting craft by offering simple embellishments, such as jiggly eyes, craft sand, glitter, glitter glue, colored paper dots (made with a hole punch), fabric scraps, etc. Make cut-to-size glued-on clothes, hair, etc for characters by using a copy of the coloring sheet, cutting out the selected portions and making them the patterns for whatever you want to cut out of fabric, paper, foil, etc.</p> <ul style="list-style-type: none"> • Lesson 1 Coloring Sheet Emphasis: Bible Truth • Lesson 2 Coloring Sheet Emphasis: Bible Verse • Lesson 3 Coloring Sheet Emphasis: ACTS Prayer <p>Use the Discussion Sheet with this activity for even deeper learning ★</p>  <p>Discussion Questions</p>
<p>Extra Crafts: Big Question Craft <i>in Appendix C</i></p> <p>Bible Verse Craft <i>in Appendix C</i></p> <p>Bible Story Puzzle <i>in Appendix C</i></p>	<p>These crafts are slightly more complex than the coloring/take home sheets:</p> <p>The Bible Concept Go-and-Tell Craft is a craft that summarizes the Bible concept and includes the Bible verse is included for those desiring more than a coloring sheet. This more complex craft will involve gluing, sticking, etc. Can be used at any time.</p> <p>The Bible Story Coloring Sheet provides a tie in between the Bible story and the Bible truth they are learning.</p> <p>The Storyboard Picture Placement Page has been made into a puzzle that can be cut out and re-assembled by the children. This provides a nice summary of the story.</p> <p>Use the Discussion Sheet with these activities for even deeper learning ★</p>  <p>Discussion Questions</p>
<p>Free Play Activities ★ <i>ideas in Appendix D</i></p>	<p>Offer your own or some of the easy-to-make, free play activities suggested in Appendix D.</p>

4. CLOSING CIRCLE TIME *(End-of-session activities for the last 5-10 minutes of class time)*

★ = short & simple lesson plan

<p>Transition to Closing Circle</p> <p>Classroom Song, verse 3</p> <p><i>lyrics and sheet music, Appendix A</i></p>	<p><i>Use this song to help the children transition in an orderly fashion. Start singing this song and ask the children to gather with you for Closing Circle Time.</i></p> <p>Classroom Song, verse 3 <i>DDD ESV Songs 14, track 3</i></p> <p>It's time to get ready to go and tell, It's time to get ready to go and tell, Come gather here with me.</p>
<p>Closing Circle Time</p> <p>Classroom Song, verse 4</p> <p><i>lyrics and sheet music, Appendix A</i></p>	<p><i>When children are settled in the circle, say:</i></p> <p>"It's almost time for your parents to come pick you up. And do you know what that means? It means.... (draw this out to build anticipation and excitement)...that it's almost time to go home and....it's almost time to...Go and Tell! We have learned some big news about God today. God wants us to take and tell it to the whole world!"</p> <p>Classroom Song, verse 4 <i>DDD ESV Songs 14, track 4</i></p> <p>So what's our big news to go and tell, So what's our big news to go and tell, Can you tell me now?</p>
<p>Big News to Tell</p> <p>Big Question 14</p> <p><i>VISUAL AID</i></p> <p>#1</p> <p><i>*found in DDD Unit 14 Visual Aids, ESV Book lyrics and sheet music, Appendix A</i></p> <p>Big Question 14, Bible Truth 2</p> <p><i>VISUAL AID</i></p> <p>#3</p>	<p>"Let's see....there's so much big news to tell! There's so much we've learned!</p> <p>First of all, can you tell me the answer to our Big Question: "How Does God Want Us to Pray?" <i>Hold up the Bible Truth Clue Picture.</i></p> <p>Say the answer with me: "Every Night and Day..."</p> <p><i>(If desired, you can sing one/both of the Big Question songs.)</i> <i>DDD ESV Songs 14, tracks 12,13</i></p> <p>And what's one way He does this? What did we learn? <i>Point to the picture.</i></p> <p>He Wants Us to Confess Our Sins to Him!</p> <p>"And how do I know this is true? Can you tell me? Say it with me: "The Bible tells me so!" That's right!</p>
<p>Big Question 14, Bible Truth 2 Bible Verse</p> <p><i>VISUAL AID</i></p> <p>#4</p> <p><i>*found in the DDD Unit 14 Visual Aids, ESV Book lyrics and sheet music, Appendix A</i></p>	<p>We learned: Psalm 32:5, ESV:</p> <p>"I acknowledged my sin to you, and I did not cover my iniquity...and you forgave the iniquity of my sin."</p> <p>Learn a Little: "I acknowledged my sin to you....and you forgave my sin."</p> <p>What This Means:</p> <p>This verse has two, big Bible words in it: "sin" and "iniquity." Both words mean the same thing: disobeying God. When we disobey God, we deserve His punishment. This is why we like to cover up the bad things we do. We don't want anyone to know about them, and we don't want to be punished for them. But our Bible verse tells us that God's people confess their sins to God, instead of covering them up. And what does God do then? He forgives them! God can forgive our sins, too, when we turn away from our sins and trust in Him as our Savior. That's how we become God's people and that's how we live as God's people. That's very good news!</p> <p><i>(If desired, you can sing the Bible verse song.)</i> <i>DDD ESV Songs 14, track 25</i></p>

4. CLOSING CIRCLE TIME, continued



= follow the stars for a short & simple lesson plan

<p>Closing ACTS Prayer Time</p> <p>ACTS Prayer Chant</p> <p><i>lyrics and sheet music, Appendix A</i></p>	<p><i>Let's ask God to help us to remember this and even tell others this good news. Let's get ready and pray our ACTS prayer.</i></p> <p><i>And what does ACTS mean? Let's sing/say our ACTS Prayer Chant!</i></p> <p>ACTS Prayer Chant Song <i>DDDESV Songs 14, tracks 10,11</i></p> <p>A, Adoration, God, we praise You! C, Confession, Forgive us our sins. T, Thanksgiving, Thank You for Jesus, S, Supplication, Help us to live like Him.</p> <p style="text-align: right;">That's the ACTS prayer, my friend, Bow your head, Close your eyes, Shhh, Let's begin.</p>
<p>Closing ACTS Prayer</p>	<p>"Let's pray!"</p> <p><i>Lead the children in the ACTS prayer for this Bible Truth.</i></p> <p>A We praise You, God, for being perfectly holy. You are good and great. You hate sin!</p> <p>C God, we know that You and Your laws are good, yet we have all chosen to rebel against You. We have chosen not to love You as You deserve. We have chosen to break Your good laws. We need a Savior!</p> <p>T Thank You, God, for offering forgiveness for our sins through Jesus when we trust in Him as our Savior. Thank You for providing a way for us to be Your people.</p> <p>S God, work in our hearts. Help us to turn away from our sins and trust in Jesus as our Savior. Show us how we rebel against You and Your good laws. Help us to confess our sins to You and turn away from them. Help us to live for You.</p> <p>In Jesus' name, we pray, Amen.</p>
<p>5. TAKING IT HOME <i>(Take Home Sheet)</i></p>	
<p>Clean up and Dismissal </p>	<p>"Now it's time to work together and clean up." <i>Have the children join you in cleaning up the room.</i></p>
<p>Coloring Pages/ Take Home Sheets </p> <p><i>in Appendix C</i></p>	<p><i>Give out the craft/take home sheet and any other papers from the session, as you dismiss children from class.</i></p> <p><i>(Reminder: The back side of the coloring page is the take home sheet for each lesson.)</i></p>
<p>Bible Story to Take-Home</p> <p><i>in Appendix C</i></p>	<p>You may also want to include a copy of the story along with the take home sheet. (However, each coloring sheet/take home sheet includes a note to parents telling where they can download the story from the Parent Resources section on the website.</p>

Bible Story: The Case of the Slow Sorry*2 Chronicles 33; 2 Kings 21***Story-telling Tips**

Ahead of time:

1. Read the Bible verses and story. Pray!
2. Choose story action cues and prepare storyboard figures/Story Scenes, if using. (In Visual Aids book)
3. Practice telling story with the storyboard figures/Story Scenes, timing your presentation. Shorten, if necessary.

During your presentation:

1. Maintain as much eye contact as possible as you tell the story.
2. Put up storyboard figures/add story action cues/hold up Story Scenes as you tell the story. Allow the children to help you put them on the board, if desired.
3. Include the children in your story with a few questions about what they think will happen or words/concepts that might be new to them.
4. Watch the kids for signs that their attention span has been reached. Shorten, if necessary.

INTRODUCTION/ LISTENING ASSIGNMENTS

“Our story is called: The Case of the Slow Sorry. Here is your listening assignment... ” *Read the assignment for your lesson using Detective Dan’s Listening Assignment sign or the text below:*

Detective Dan’s Lesson #1 Listening Assignment:

I need to know:

1. **Who was slow to say sorry to God? What did he need to say sorry to God for doing?**
2. **What did God do when he finally said sorry?**

Detective Dan’s Lesson #2 Listening Assignment:**Our Bible Verse is Psalm 32:5, ESV:**

“I acknowledged my sin to you, and I did not cover my iniquity...and you forgave the iniquity of my sin.”

I need to know:

1. **Who was slow to confess his sins to God?**
2. **What did God do for him when he did confess his sins?**

Detective Dan’s Lesson #3 Listening Assignment:I found six clues, but two of them are **NOT** in the story.

They are: a hook, a tomato, a fake god, a bad king, a hat, and a jail.

Hold each of them up for the children to see as you identify them.

I need to know:

1. **Which four belong in the story and which two don’t?**
2. **What did the bad king ask God to do when he was in jail? How did God answer his prayer?**

Read the assignment questions, THEN SAY,

“Ok, Deep Down Detectives! Put on your best listening ears and see if you can hear the answers to Detective Dan’s questions. When I finish telling the story, we will see if we can answer all the questions.”

Read the Bible Truth story, answer questions, present the gospel and lead in prayer.

Answers to questions; the gospel; and, ACTS prayer are included with the story text.

The Case of the Slow Sorry *2 Chronicles 33; 2 Kings 21**Story with lines separating paragraphs (text in bold, optional interaction cues in italics)*

Prince Manasseh was a boy who grew up hearing about the LORD and knowing the right way to live. He grew up learning God's Word, the Bible. He grew up going to the Temple with his godly father, King Hezekiah, to offer worship gifts and pray to the LORD. He grew up watching the LORD use His mighty power to protect the people of Israel from their powerful enemies, the Philistines and the Assyrians.

Yes, Prince Manasseh was a boy who grew up hearing about the LORD and knowing the right way to live. But, when Prince Manasseh was just twelve years old, his father died, and he became KING Manasseh. When he became king, Manasseh REFUSED to worship the LORD and to do those right things anymore. This made him a very, VERY bad king!

What kinds of things did King Manasseh do? He stopped learning God's Word. He put fake gods in the Temple and offered worship gifts to them, instead of the LORD. And, he ordered all the people of Israel to stop worshiping the LORD and to worship those fake gods, too.

King Manasseh deserved the LORD's punishment for all the terrible things he did. He even deserved to DIE for all of these terrible sins! The people of Israel deserved God's punishment, too. But do you know what the LORD did? He is a God, so merciful and gracious that He gave King Manasseh and the people of Israel a chance to turn away from their sins and be forgiven instead.

"King Manasseh! People of Israel! Stop what you are doing!" the LORD urged them through His messengers, the prophets. "Repent! Turn away from worshiping the fake gods! Turn back and worship Me!" the LORD said. "But if you do not, you will be punished. I will discipline you to help you turn back to Me and My good ways," the LORD warned.

Uh, oh! What do you think King Manasseh and the people did next? What would YOU do, if it were you?

What do you think they did?

I am sad to say that King Manasseh and the people of Israel did NOT listen. Years went by. King Manasseh grew up to be a man; but still, he paid no attention to the LORD's warning. Both he and the people just kept on worshiping those fake gods and forgetting about the LORD and His Word. So, at last, the LORD disciplined them, just as He warned them He would.

"March, march, march," across the great, dry wilderness and over the hills of Judah, came the commanders of the mighty Assyrian army with their men. They sent soldiers into Jerusalem and captured King Manasseh. They grabbed him and tied him up with heavy metal chains. They even put a hook through his NOSE, like he was a slave, for that was exactly what he was now: an Assyrian slave!

Then, march, "March, march, march," went King Manasseh with the Assyrians, over the hills of Judah and across the great, dry wilderness to their big city, called Nineveh. And there, they put him in jail, a prisoner of his enemies.

Story with lines separating paragraphs (text in bold, optional interaction cues in italics)

King Manasseh had a lot of time to think in jail. He thought about God's Word and all the right things he had grown up learning and doing. He thought about all the terrible things he had done when he became king. He had turned the Temple into a worship place for terrible, fake gods. He had worshiped those fake gods and given them his worship gifts. He had made the people of Israel worship them, too. He had even refused to listen when the LORD warned him to stop and offered him forgiveness. Now, Manasseh could see just how very sinful he had been. He knew he deserved God's punishment. He knew deserved to be in jail. He had treated God like his enemy. King Manasseh knew that he deserved for the LORD to never forgive him or help him.

And yet, King Manasseh decided to confess his sins and ask for the LORD's forgiveness anyway. "Help me, LORD. Forgive me, LORD," King Manasseh pleaded. "I have done terrible things. I have disobeyed You and made the people of Israel disobey You, too," he confessed. "But have mercy on me, LORD. I am turning away from my life of sin. Please forgive me!" he asked.

Manasseh was asking, but would the LORD answer? Would He really forgive someone who had done such terrible things as King Manasseh?

What do you think?

Yes, He would! How very gracious and kind the LORD is to those who confess their sins and turn away from them! He loves to forgive their sins, even when they are terrible sinners like King Manasseh. The LORD heard King Manasseh confess his sins and He forgave him.

The LORD had Manasseh released from jail and let him go back home to Jerusalem. He even let Manasseh be king over Israel again!

What a different king Manasseh was now! Manasseh grew up knowing what was right, and now he lived it out. He turned away from his sins. He got rid of all those fake gods and brought back the worship of the LORD in the Temple. He led the people of Israel in loving and praising their great God.

King Manasseh never forgot how the LORD forgave him when he confessed his sins to Him. And King Manasseh showed it, by loving the LORD and living for Him for the rest of his life.

Cracking the Case: (story wrap-up for Listening Assignments)

It's time to see how we did with our Listening Assignment.

Detective Dan's Lesson #1 Listening Assignment:

I need to know:

1. Who was slow to confess his sins to God and ask for forgiveness? What did he need to confess to doing?

King Manasseh. He needed to confess worshiping fake gods and many other terrible things.

2. What did God do when he finally did confess his sins and ask for forgiveness?

God forgave him. He had him freed from prison to go home. He gave Manasseh another chance to get rid of the fake gods and stop doing the terrible things he used to do.

For You and Me:

Like King Manasseh, we are all sinners with sinful hearts and lives. We need to confess our sins to God and ask Him to forgive us. Like King Manasseh, we can never deserve God's forgiveness. But also, like King Manasseh, when we turn away from our sins and turn to God, He will forgive our sins. Isn't God so good to us through Jesus!

Detective Dan's Lesson #2 Listening Assignment:**Our Bible Verse is Psalm 32:5, ESV:**

"I acknowledged my sin to you, and I did not cover my iniquity...and you forgave the iniquity of my sin."

I need to know:

1. Who was slow to confess his sins to God? King Manasseh.**2. What did God do for him when he did confess his sins?**

God forgave his sins and even set him free to return home to be king again. How merciful is the LORD!

For You and Me:

Like King Manasseh, we are all sinners with sinful hearts and lives. We need to confess our sins to God and ask Him to forgive us. Like King Manasseh, we can never deserve God's forgiveness. But also, like King Manasseh, when we turn away from our sins and turn to God, He will forgive our sins. Isn't God so good to us through Jesus!

Detective Dan's Lesson #3 Listening Assignment:

I found six clues, but two of them are **NOT** in the story. They were: a hook, a tomato, a fake god, a bad king, a hat, and a jail.

Hold each of them up for the children to see as you identify them.

I need to know:

1. Which four belong in the story and which two don't? The hook, fake god, bad king and jail belong. The tomato and the hat do not.**2. What did the bad king ask God to do when he was in jail? How did God answer his prayer?**

Manasseh was the bad king. He confessed his sins to God and asked for His forgiveness. God forgave him and set him free from jail. He let him go home and get rid of the fake gods he had put in place.

For You and Me:

Like King Manasseh, we are all sinners with sinful hearts and lives. We need to confess our sins to God and ask Him to forgive us. Like King Manasseh, we can never deserve God's forgiveness. But also, like King Manasseh, when we turn away from our sins and turn to God, He will forgive our sins. Isn't God so good to us through Jesus!

The Gospel (story wrap-up if NOT using Listening Assignments)**Our Bible Truth is:****How Does God Want Us to Pray?****Every Night and Day...****He Wants Us to Confess Our Sins to Him!**

Manasseh was so grateful that the LORD would forgive his sins! He had disobeyed the LORD so many times and in such terrible ways. But no one is too sinful for the LORD to forgive, when they repent and put their trust in Him. Why can the LORD forgive sinners like Manasseh and sinners like us? Because of Jesus! Jesus came and lived a perfect life. He offered it up on the cross as the perfect payment for the sins of all who repent and believe in Him. He suffered and died that day and was buried in a grave. But on the third day, He rose from the grave in victory. He had really beaten sin and death for all of God's people. No matter how sinful we have been, we can become God's people, too, when we repent of our sins and trust in Jesus as our Savior. Ask God to help you do this! He loves to answer this prayer!

Close in prayer.

Closing ACTS Prayer

- A** We praise You, God, for being perfectly holy. You are good and great. You hate sin!
- C** God, we know that You and Your laws are good, yet we have all chosen to rebel against You. We have chosen not to love You as You deserve. We have chosen to break Your good laws. We need a Savior!
- T** Thank You, God, for offering forgiveness for our sins through Jesus when we trust in Him as our Savior. Thank You for providing a way for us to be Your people.
- S** God, work in our hearts. Help us to turn away from our sins and trust in Jesus as our Savior. Show us how we rebel against You and Your good laws. Help us to confess our sins to You and turn away from them. Help us to live for You.

In Jesus' name, we pray. Amen.

Go to Lesson Plan, p.9 for the script to the rest of the lesson.

Deep Down Discussion Sheet

use with all THREE lessons

Use with all response activities for deeper learning



P.1

Questions to aid discussion of the key concepts and for use in games

Be familiar with these questions and answers. Look for opportunities to ask questions and discuss their answers, such as while the children work on their coloring pages, as part of their response games, or during play time. Remember: your goal isn't to ask all these questions or only talk to the children about these things. It is to be deliberate in having good conversations with them, however much or little you have.

<p>Big QUESTION</p> <p>Meaning</p> <p>Discussion Questions</p> <p><i>choose a few</i></p>	<p>How Does God Want Us to Pray? Every Night and Day!!!</p> <p>Prayer is talking and listening to God. It's how God's people enjoy more of the special closeness they have with Him. It is a little bit like the forever happiness they will have with God when they live with Him in heaven. God's people pray to God every night and day...and many times in between. There is so much to talk to Him about and God always wants to listen! God's people tell God how wonderful He is. They say sorry for how they have disobeyed Him. They thank Him for all He's done for them and others. They ask Him to do great things. God's people want to stay close to God because He is the most wonderful person that anyone can ever know.</p> <p>1. Prayer is talking and listening to whom? <i>God.</i></p> <p>2. How do God's people enjoy more of the special closeness they have with God? <i>By praying.</i></p> <p>3. What is a little bit like the forever happiness God's people will have with God when they live with Him in heaven? <i>Prayer.</i></p> <p>4. What kinds of things do God's people pray about? <i>They tell God how wonderful He is. They say sorry for how they've disobeyed God; They thank God for all He's done for them. They ask Him to do great things.</i></p> <p>5. Why do God's people want to stay close to Him? <i>Because He is the most wonderful person anyone can ever know.</i></p>
<p>BIBLE TRUTH</p> <p>Meaning</p> <p>Discussion Questions</p> <p><i>choose a few</i></p>	<p>Every Night and Day...He Wants Us to Confess Our Sins to Him!</p> <p>Prayer is talking to God and listening to Him. Prayer is a little taste of the forever happiness God's people will have with Him in heaven. God's people confess their sins to God when they pray. Confessing our sins means telling God we have disobeyed Him and His good laws and asking for His forgiveness.</p> <p>God wants His people to tell Him how they've disobeyed Him in their hearts --like when they stay mad at someone who has hurt them and won't forgive them. He wants them to tell Him how they've disobeyed Him with their words --like when they lie to someone. He wants us to tell Him how they've disobeyed Him in what they've done --when they hurt someone or disobey their parents. God wants His people to tell Him about all of these ways they have disobeyed Him and ask for His forgiveness. And, He wants them to ask Him to help them to turn away from doing these things and live for Him instead. God loves to forgive and help His people.</p> <p>Why does God forgive the sins of His people? Because of Jesus! When Jesus died on the cross, He took upon Himself all of the punishment that God's people deserved for their sins. He paid for their sins, so they wouldn't have to. He is their Savior! God wants us to confess our sins to Him, too! Anyone who turns away from their sins and trusts in Jesus as their Savior has God's promise that He will forgive their sins --every single one of them. This is how we become God's people and live as God's people. Isn't that good news!</p> <p>1. What is the big word for telling God our sins and saying sorry? <i>Confession.</i></p> <p>2. What kinds of things might we confess about what we say? <i>Saying mean things to others or lying.</i></p> <p>3. What kinds of things might we confess about what we do? <i>Hurting someone or taking something that doesn't belong to us.</i></p> <p>4. What kinds of things might we confess about what we think? <i>Staying mad at someone when we should forgive them. Not trusting in God to take care of us.</i></p> <p>5. Why can God forgive His people for disobeying Him? <i>Because Jesus took the punishment they deserved from God when He died on the cross for them.</i></p> <p>6. How many of God's people's sins did Jesus pay for on the cross? <i>All of them!</i></p> <p>7. How can we become God's people? <i>By confessing our sins to God, turning away from them, and trusting in Jesus as our Savior.</i></p>

Deep Down Discussion Sheet

use with all THREE lessons

P.2

Questions to aid discussion of the key concepts and for use in games

<p>THE GOSPEL</p>	<p>What's the good news of God? <i>It's the gospel! God's people know they are sinners who have disobeyed God. They know that they deserve His punishment. But, they also know that God, in His mercy, sent His Son, Jesus, to be their Savior. Jesus lived a perfect life and then He offered it as the full payment for the sins of God's people when He died on the cross. On the third day, Jesus rose from the dead in victory. He had really beaten sin and death for God's people. Now, all who confess their sins to God, turn away from them, and trust in Jesus as their Savior can be forgiven. They get to be God's people. We can become God's people, too, when we confess our sins to God and turn away from them, trusting in Jesus as our Savior. Ask God to help you. He loves to do this!</i></p>
<p>BIBLE TRUTH BIBLE VERSE</p> <p>Meaning</p> <p>Discussion Questions</p> <p><i>choose a few</i></p>	<p>"I acknowledged my sin to you, and I did not cover my iniquity...and you forgave the iniquity of my sin." –Psalm 32:5, ESV</p> <p>Learn a Little: "I acknowledged my sin to you....and you forgave my sin."</p> <p>This verse has two, big Bible words in it: "sin" and "iniquity." Both words mean the same thing: disobeying God. When we disobey God, we deserve His punishment. This is why we like to cover up the bad things we do. We don't want anyone to know about them, and we don't want to be punished for them. But our Bible verse tells us that God's people confess their sins to God, instead of covering them up. And what does God do then? He forgives them! God can forgive our sins, too, when we turn away from our sins and trust in Him as our Savior. That's how we become God's people and that's how we live as God's people. That's very good news!</p> <p>1. "Acknowledge" is a big word that means saying that something is true. What do we need to acknowledge to God? <i>That we are sinners.</i></p> <p>2. What does God want us NOT to cover up? <i>Our iniquities, our sins. That is, the ways that we have disobeyed Him.</i></p> <p>3. What do we deserve from God for our sins? <i>His punishment.</i></p> <p>4. What does God promise to do when we turn away from our sins, trust in Jesus as our Savior, and ask for His forgiveness? <i>He promises to forgive our sins.</i></p>
<p>BIBLE STORY</p> <p>Discussion Questions</p> <p><i>choose a few</i></p>	<p>The Case of the Slow Sorry</p> <p>1. What did Manasseh grow up doing that was good? <i>He grew up worshiping the LORD and learning the Bible.</i></p> <p>2. What bad things did Manasseh do when he became king? <i>He stopped worshiping the LORD and learning the Bible. He put away all the beautiful things used to worship the LORD in the Temple and put up fake gods there instead. He led the people in worshiping fake gods and offering worship gifts to them.</i></p> <p>3. Why did the LORD punish Manasseh and the people? <i>Because they would not turn away from disobeying Him after He warned them many times.</i></p> <p>4. How did the LORD punish Manasseh? <i>Their enemies, the Assyrians, captured Jerusalem and took him to prison back in their own country.</i></p> <p>5. Did Manasseh deserve for the LORD to forgive him? <i>No, he did not.</i></p> <p>6. What did Manasseh do when he was in prison? <i>He confessed his sins to the LORD and asked for His help and forgiveness.</i></p> <p>7. Did the LORD forgive Manasseh? <i>Yes, He did! And, He had him released and sent back home.</i></p> <p>8. How did Manasseh show that he truly had turned away from disobeying God? <i>He got rid of all the fake gods and put back all the beautiful things in the Temple. He led the people in worshiping the LORD.</i></p> <p>9. What can we do, if we want God to forgive our sins? <i>We can confess them to Him, asking Him to forgive us and to help us to turn away from disobeying Him. We can ask Jesus to be our Savior.</i></p>

DEEP DOWN DETECTIVES

**Curriculum Resources
for Unit 14, Bible Truth 3:**



How Does God Want Us to Pray?

Every Night and Day...

He Wants Us to Thank Him!

Session Prep (especially good for newbies!)

Pray!



Pray for the Holy Spirit to be at work in your and the children's hearts.

Review



If new to the curriculum, look at the **Getting Started with Deep Down Detectives section of the Core Curriculum book.** (p.5) It will be especially helpful to read through the Deep Down Detectives section of **The Praise Factory Tour: Extended Version Book.** This is a visual way to understand what goes on in the classroom. (A pdf of the book is found in the samples section on the website.)

Look through and Learn the Lesson



Read over **lesson plan.** Practice any **songs or action rhymes** you are using. Choose/make up motions to go with these. Choose less with younger children and more with older preschoolers. **Practice the lesson with the visual aids** and using the Big Question Box/Briefcase.

Read and Rehearse the Bible Story with Pictures



Read the Bible story from the Bible. Read the curriculum version. Practice telling it with the storyboard pictures. (If you have not previously laminated the story pictures, do that now.) Or, rehearse it from the Simple Story Scenes, if you are using those.

Let There Be Music



Download the music and listen to the songs. Choose which of the songs you will use with the children. If using live musicians, make sure they have the sheet music (Appendix A, Core Curriculum book).

Put the Props in Place



1. Prepare your Visual Aids. Put the Big Question, Unit Bible Truths, Bible Truth, Bible Verse, and Listening Assignment signs, as well as the Bible Story script in one side of the Bible folder.
2. Get out your storyboard. If using Simple Story Scenes, put these in your Bible Folder. Or, if using the individual storyboard figures, put all background pictures in place (they have a BG by the number). Put the rest of the storyboard pictures (these have a SB by the number) in order of use in the other side of the Bible folder.
3. Put the DDD Bible Folder as well as the Big Question sign in the Big Question Box/Briefcase and shut it. If your box/briefcase has locks and you want to use the unlocking the box as part of your session, lock it now....but make sure you have the key or know the code first.
4. Prepare the music CD or sheet music or mp3 device for use in your session.

Set Out Free Play Activities



Choose and set up free time activities you will use with the children. Choose a variety of different activities that will be enjoyed by different types of children. Rotate the activities you provide to keep them interesting and fresh to your children. (Suggestions in Appendix D, Core Curriculum books.)

Prepare Any Activities



Choose which (if any) of the Bible Truth games and crafts activities you want to use in the session. Bear in mind your time frame as well as the developmental abilities and attention span of your children as you decide which/how many to prepare. **Look over the Discussion Sheet** and choose a few questions you might use to spark discussion with the children as they do their activities (especially good for ages 3's+). Pray for God to give you opportunities to talk about these things with the children.

Let Them Take It with Them



Make copies of the craft/take home sheets, if you are not already using them as one of your activities. You may also want to make copies of the story (see take-home version of each story included in Appendix C with the other take home resources) to have for parents to use with their children at home. There's a link on each craft/take home sheet to the story, if you don't make hard copies.

Store It



After your session is over, collect the resources and store them for future use. This curriculum can be used over and over for years to come.

Unit 14: The God Who Delights in Our Prayers

UNIT OVERVIEW

Prayer is talking and listening to God. It's how God's people enjoy more of the special closeness they have with Him. It is a little bit like the forever happiness they will have with God when they live with Him in heaven.

God's people pray to God every night and day...and many times in between. There is so much to talk to Him about and God always wants to listen!

God's people tell God how wonderful He is. They say sorry for how they have disobeyed Him. They thank Him for all He's done for them and others. They ask Him to do great things. God's people want to stay close to God because He is the most wonderful person anyone can ever know.

In this unit we will learn four truths about prayer.

UNIT BIBLE VERSE: Philippians 4:5,6, ESV

"The Lord is at hand; do not be anxious about anything, but in everything by prayer and supplication with thanksgiving let your requests be made known to God."

BIG QUESTION UNDER INVESTIGATION: How Does God Want Us to Pray?

ANSWER: Every Night and Day...

OPTIONAL Big Question 14 INTRODUCTION LESSON (Use Hide 'n' Seek Kids Unit 14 Material)

Story: The Case of the Man Not Stopped by Big Teeth *Daniel 6*

Bible Verse: Philippians 4:5,6, ESV

BIBLE TRUTH 1: He Wants Us to Praise Him (3 Lessons Available)

Story: The Case of the Middle of the Mess

2 Chronicles 19-20

Bible Verse: Psalm 40:16, ESV

BIBLE TRUTH 2: He Wants Us to Confess Our Sins to Him (3 Lessons Available)

Story: The Case of the Slow Sorry

2 Chronicles 33; 2 Kings 21

Bible Verse: Psalm 32:5, ESV



BIBLE TRUTH 3: He Wants Us to Thank Him (3 Lessons Available)

Story: The Case of the Wet and Wild Thank You *Jonah*

Bible Verse: Psalm 107: 8, NIV 1984

BIBLE TRUTH 4: He Wants Us to Ask Him to Do Great Things

(3 Lessons Available)

Story: The Case of the Daring Pray-ers *Acts 3-4*

Bible Verse: Psalm 17:6, ESV

Deep Down Detectives ESV Songs 14 Track Numbers

This is a listing of all songs mentioned in the unit curriculum. You may or may not choose to use all of the songs. They are listed in easy-reference order--NOT in the order used in the curriculum. You may choose to simply burn a CD/load them onto an mp3 device in this order. Or, you may want to do what we do: choose the songs we want to use and create a play list of them in that order. Then, we burn a CD/upload the play list onto an mp3 device. A teacher only has to click forward to the next song, instead of hunting for the right track. The track number have been included as part of the title of each song, teachers will still have a reference to the track number listed in the curriculum (same as those listed below), even if you change the order on your customized play list.

SONGS USED EVERY UNIT OF THE CURRICULUM

- 1 The Classroom Song v.1
- 2 The Classroom Song v.2
- 3 The Classroom Song v.3
- 4 The Classroom Song v.4
- 5 Deep Down Detectives Theme Song
- 6 The Classroom Rules Song
- 7 Let's Pray Song
- 8 The Big Question Box Song
- 9 The Bible Chant Song
- 10 ACTS Prayer Song (Short Version)
- 11 ACTS Prayer Song (Full Version)

listen to or download songs for free at <https://praisefactory.org:Deep Down Detectives Music page>

Why the Extra Songs?

Deep Down Detectives is a curriculum used by a wide age-span of kids. Sometimes one of the other songs is a better fit for your kids. Or, you may simply want to teach them more songs on the same Bible Truth. Use as many or as few as you want.

UNIT 14: THE GOD WHO ANSWERS PRAYERS

- 12 Big Q & A 14 Song
- 13 Big Question 14 Song: How Does God Want Us to Pray?
- 14 Big Question 14 Bible Verse Song: Don't Be Anxious Philippians 4:5-6, ESV
- 15 Extra Big Question 14 Bible Verse Song: The Lord Is at Hand Philippians 4:5-6, ESV
- 16 Extra Big Question 14 Bible Verse Song: At Hand Philippians 4:5-6, ESV
- 17 Extra Big Question 14 Bible Verse Song: When You Pray Say Father Luke 11:2-4, ESV
- 18 Big Question 14 Hymn: What a Friend We Have in Jesus v.1
- 19 Big Question 14 Praise Song: Lord, I Want to Be a Christian

How Does God Want Us to Pray? Every Night and Day...

Bible Truth 1: He Wants Us to Praise Him

- 20 Bible Verse: May All Who Seek You Rejoice Psalm 40:16, ESV
- 21 Extra Bible Verse: Make a Joyful Noise Psalm 100:1-6, ESV
- 22 Extra Bible Verse: Noise, Noise, Noise Psalm 100:1-4, ESV (other version)
- 23 Extra Bible Verse: Proclaim the Name Deuteronomy 32:4, ESV
- 24 Extra Bible Verse: I Will Proclaim Deuteronomy 32:4, HCSB

Bible Truth 2: He Wants Us to Confess Our Sins

- 25 Bible Verse: I Acknowledged My Sin Psalm 32:5, ESV
- 26 Extra Bible Verse: Help Us, O God of Our Salvation Psalm 79:9, ESV

Bible Truth 3: He Wants Us to Thank Him

- 27 Bible Verse: Give Thanks Psalm 107:8, NIV 1984
- 28 Extra Bible Verse: Give Thanks to the LORD Psalm 105:1,2, ESV
- 29 Extra Bible Verse: Bless the LORD, O My Soul Psalm 103:1-5, ESV

Bible Truth 4: He Wants Us to Ask Him to Do Great Things

- 30 Bible Verse: I Call On You, O God Psalm 17:6, ESV
- 31 Extra Bible Verse: Give Ear to My Words, O LORD Psalm 5:1-3, ESV
- 32 Extra Bible Verse: I Will Do Whatever You Ask in My Name John 14:13, ESV
- 33 Extra Bible Verse: Incline Your Ear Psalm 86:1,15,16, ESV
- 34 Extra Bible Verse: Though the Earth Give Way Psalm 46:1,2, ESV
- 35 Extra Bible Verse: Take Up the Whole Armor Ephesians 6:13,16-18, ESV
- 36 Extra Bible Verse: For I Know the Plans Jeremiah 29:11-12, ESV

Big Question 14, Bible Truth 3 Overview: Key Concepts

p.1

Unit 14: The God Who Delights in Our Prayers

Unit Big Question (and Answer): How Does God Want Us to Pray?
Every Night and Day!!

Unit Bible Verse: "The Lord is at hand; do not be anxious about anything, but in everything by prayer and supplication with thanksgiving let your requests be made known to God." -- Philippians 4:5,6, ESV

Bible Truth 3 Concept: He Wants Us to Thank Him

Prayer is talking to God and listening to Him. Prayer is a little taste of the forever happiness God's people will have with Him in heaven. When God's people pray, they thank God for what He has done.

There are so many things God's people can thank Him for. He keeps the world going, every day and night. He provides them with food, friends, and family. He gives them the Holy Spirit to comfort them and help them do whatever good things He wants them to do. He answers their prayers. Best of all, He has taken away the punishment they deserved for their sins when Jesus suffered and died on the cross for them. In heaven, God's people will thank God forever and ever. They will never run out of things to thank God for.

We can become God's people, too, when we turn away from their sins and trust in Jesus as their Savior. Then we can thank Him for being our Savior, too!

Bible Truth 3 Bible Verse: Psalm 107:8, NIV 1984

"Give thanks to the LORD for His unfailing love and his wonderful deeds for men."

Learn a Little: "Give thanks to the LORD."

Meaning

God's people have so much to thank Him for! Every day they see His unfailing love in His good gifts to them. Every day they thank Him for wonderful deeds for His people. And what is the one they thank Him for most of all? That He sent His Son Jesus to die to save them! What a lot God's people have to thank Him for!

Bible Truth 3 ACTS Prayer

- A** We praise You, God, for being so good to us. You fill our lives with so many good gifts! You make the way for us to be Your people.
- C** God, so often we forget just how good You have been to us. We forget that the good gifts we enjoy each day come from You. We forget how amazing it is that You would save us and make us Your people through Jesus. How ungrateful we are! Oh, how we need a Savior!
- T** Thank You for continuing to be so good to us, even when we forget to be grateful to You. Thank You for all of Your good gifts that we enjoy each day. Thank You, especially, for sending Jesus to be our Savior, so we can become Your people.
- S** God, work in our hearts. Help us to turn away from our sins and trust in Jesus as our Savior. Help us to see more of Your good gifts and thank You for them. In Jesus' name, we pray, Amen.

Bible Truth 3 Story**The Case of the Wet and Wild Thank You**

Jonah

Big Question 14, Bible Truth 3 Overview: Key Concepts**Songs Used in Bible Truth 3**

Big Q & A 14 Song

Big Question 14 Song: How Does God Want Us to Pray?

Big Question 14 Bible Verse Song: Don't Be Anxious Philippians 4:5-6, ESV

Extra Big Question 14 Bible Verse Song: The Lord Is at Hand Philippians 4:5-6, ESV

Extra Big Question 14 Bible Verse Song: At Hand Philippians 4:5-6, ESV

Extra Big Question 14 Bible Verse Song: When You Pray Say Father Luke 11:2-4, ESV

Big Question 14 Hymn: What a Friend We Have in Jesus v.1

Big Question 14 Praise Song: Lord, I Want to Be a Christian


Bible Truth 3 Bible Verse Song: Give Thanks Psalm 107:8, NIV 1984



Bible Truth 3 Extra Bible Verse: Give Thanks to the LORD Psalm 105:1,2, ESV

Bible Truth 3 Extra Bible Verse: Bless the LORD, O My Soul Psalm 103:1-5, ESV

listen to or download songs for free at <https://praisefactory.org>: Deep Down Detectives Music page

1. GETTING STARTED

 = follow the stars for a short & simple lesson plan

<p>Intake Activity Ideas</p>	<p>Choose one of these open-ended activities to include children as they join the class:</p>																						
<p>Free Play Time <i>suggestions in Appendix D</i></p>	<p> Offer your own or some of the easy-to-make, free play activities suggested in Appendix D.</p>																						
<p>OR Sing-along Music Time <i>lyrics and sheet music, Appendix A</i> <i>listen to or download songs for free at https://praisefactory.org:Deep Down Detectives Music page</i></p>	<p>Music from Deep Down Detectives (DDD) ESV Songs 14:</p> <table border="0"> <tr> <td>Big Q & A 14 Song</td> <td><i>DDD ESV Songs 14, track 12</i></td> </tr> <tr> <td>Big Question 14 Song</td> <td><i>DDD ESV Songs 14, track 13</i></td> </tr> <tr> <td>Big Question 14 (Unit) Bible Verse Song: Don't Be Anxious Philippians 4:5-6, ESV</td> <td><i>DDD ESV Songs 14, track 14</i></td> </tr> <tr> <td>Extra Big Question 14 (Unit) Bible Verse Song: The Lord Is at Hand Philippians 4:5-6, ESV</td> <td><i>DDD ESV Songs 14, track 15</i></td> </tr> <tr> <td>Extra Big Question 14 (Unit) Bible Verse Song: At Hand Philippians 4:5-6, ESV</td> <td><i>DDD ESV Songs 14, track 16</i></td> </tr> <tr> <td>Extra Big Question 14 (Unit) Bible Verse Song: When You Pray Say Father Luke 11:2-4, ESV</td> <td><i>DDD ESV Songs 14, track 17</i></td> </tr> <tr> <td>Big Question 14 Hymn: What a Friend We Have in Jesus v.1</td> <td><i>DDD ESV Songs 14, track 18</i></td> </tr> <tr> <td>Big Question 14 Praise Song: Lord, I Want to Be a Christian</td> <td><i>DDD ESV Songs 14, track 19</i></td> </tr> <tr> <td>Bible Truth 3 Bible Verse Song: Give Thanks Psalm 107:8, NIV 1984</td> <td><i>DDD ESV Songs 14, track 27</i></td> </tr> <tr> <td>Bible Truth 3 Extra Bible Verse Song: Give Thanks to the LORD Psalm 105:1,2, ESV</td> <td><i>DDD ESV Songs 14, track 28</i></td> </tr> <tr> <td>Bible Truth 3 Extra Bible Verse Song: Bless the LORD, O My Soul Psalm 103:1-5, ESV</td> <td><i>DDD ESV Songs 14, track 29</i></td> </tr> </table> <p><i>Add more fun to Sing-along Music Time by adding a Music, Movement & Memory Activity. These activities are listed on p.10 of this lesson plan with the Response Activities. Instructions found in Appendix B.</i></p>	Big Q & A 14 Song	<i>DDD ESV Songs 14, track 12</i>	Big Question 14 Song	<i>DDD ESV Songs 14, track 13</i>	Big Question 14 (Unit) Bible Verse Song: Don't Be Anxious Philippians 4:5-6, ESV	<i>DDD ESV Songs 14, track 14</i>	Extra Big Question 14 (Unit) Bible Verse Song: The Lord Is at Hand Philippians 4:5-6, ESV	<i>DDD ESV Songs 14, track 15</i>	Extra Big Question 14 (Unit) Bible Verse Song: At Hand Philippians 4:5-6, ESV	<i>DDD ESV Songs 14, track 16</i>	Extra Big Question 14 (Unit) Bible Verse Song: When You Pray Say Father Luke 11:2-4, ESV	<i>DDD ESV Songs 14, track 17</i>	Big Question 14 Hymn: What a Friend We Have in Jesus v.1	<i>DDD ESV Songs 14, track 18</i>	Big Question 14 Praise Song: Lord, I Want to Be a Christian	<i>DDD ESV Songs 14, track 19</i>	Bible Truth 3 Bible Verse Song: Give Thanks Psalm 107:8, NIV 1984	<i>DDD ESV Songs 14, track 27</i>	Bible Truth 3 Extra Bible Verse Song: Give Thanks to the LORD Psalm 105:1,2, ESV	<i>DDD ESV Songs 14, track 28</i>	Bible Truth 3 Extra Bible Verse Song: Bless the LORD, O My Soul Psalm 103:1-5, ESV	<i>DDD ESV Songs 14, track 29</i>
Big Q & A 14 Song	<i>DDD ESV Songs 14, track 12</i>																						
Big Question 14 Song	<i>DDD ESV Songs 14, track 13</i>																						
Big Question 14 (Unit) Bible Verse Song: Don't Be Anxious Philippians 4:5-6, ESV	<i>DDD ESV Songs 14, track 14</i>																						
Extra Big Question 14 (Unit) Bible Verse Song: The Lord Is at Hand Philippians 4:5-6, ESV	<i>DDD ESV Songs 14, track 15</i>																						
Extra Big Question 14 (Unit) Bible Verse Song: At Hand Philippians 4:5-6, ESV	<i>DDD ESV Songs 14, track 16</i>																						
Extra Big Question 14 (Unit) Bible Verse Song: When You Pray Say Father Luke 11:2-4, ESV	<i>DDD ESV Songs 14, track 17</i>																						
Big Question 14 Hymn: What a Friend We Have in Jesus v.1	<i>DDD ESV Songs 14, track 18</i>																						
Big Question 14 Praise Song: Lord, I Want to Be a Christian	<i>DDD ESV Songs 14, track 19</i>																						
Bible Truth 3 Bible Verse Song: Give Thanks Psalm 107:8, NIV 1984	<i>DDD ESV Songs 14, track 27</i>																						
Bible Truth 3 Extra Bible Verse Song: Give Thanks to the LORD Psalm 105:1,2, ESV	<i>DDD ESV Songs 14, track 28</i>																						
Bible Truth 3 Extra Bible Verse Song: Bless the LORD, O My Soul Psalm 103:1-5, ESV	<i>DDD ESV Songs 14, track 29</i>																						
<p>OR Bible Verse Memory Game <i>instructions found in Appendix B</i></p>	<p>Lesson 1 Game: Lily Pad Jump Lesson 2 Game: Loud and Soft, Big and Little Lesson 3 Game: Freeze 'n' Say</p> <p><i>These activities are also included on p.10 of this lesson plan with the Response Activities.</i></p>																						
<p>2. OPENING CIRCLE TIME (introduce the Bible Truth and tell the related Bible story)</p>																							
<p>Gathering the Children <i>lyrics and sheet music, Appendix A</i></p>	<p>Sing verse 1 of <i>The Classroom Song</i> to gather the children for Circle Time.</p> <p>The Classroom Song, verse 1 <i>DDD ESV Songs 14, track 1</i> Let's gather together to worship God, Let's gather together to worship God, Let's gather together to worship God, Come gather here with me!</p>																						
<p>Welcome to Deep Down Detectives</p>	<p> "Welcome to Deep Down Detectives. We're so glad you've joined us! Detectives are people who look for answers to questions. In Deep Down Detectives, we look for answers to big questions about God. We dig deep down in the truths of God's Word to find them."</p>																						

2. OPENING CIRCLE TIME, continued



= follow the stars for a short & simple lesson plan

<p>Deep Down Detectives Theme Song</p> <p><i>lyrics and sheet music, Appendix A</i></p>	<p>"Let's sing our Deep Down Detectives Theme Song."</p> <p>★ Deep Down Detectives Theme Song DDD ESV Songs 14, track 5</p> <p>We're Deep Down Detectives, diggin' deep in God's Word, For truths about God and His plans for this world, We're seeking to love Him, with all of our heart, We're Deep Down Detectives! Come on! Let's start!</p>
<p>Classroom Rules Song</p> <p><i>lyrics and sheet music, Appendix A</i></p>	<p>There are two very important things that Deep Down Detectives do together: we worship God and we love one another. Our Classroom Rules Song reminds us how we should act. Let's sing it."</p> <p>Classroom Rules Song DDD ESV Songs 14, track 6</p> <p>Shh, be quiet while someone is talking, Raise your hand, if you have something to say, Don't touch your friend, sitting beside you, Obey your teachers, Be kind as you play. These are our classroom rules, These are our classroom rules, They help us worship God and love one another, These are our classroom rules.</p>
<p>Opening Prayer Time</p> <p><i>lyrics and sheet music, Appendix A</i></p>	<p>"Children, we need God's help to keep these rules. Let's ask Him to help us right now. Let's get ready and pray."</p> <p>Let's Pray DDD ESV Songs 14, track 7</p> <p>1-2-3! Fold your hands, Bow your head, Close your eyes. Let's pray! (<i>repeat</i>)</p> <p>"Let's pray:"</p> <p>★ Opening Prayer</p> <p>Dear Lord, We're so glad to get to gather together to worship You! Please help us keep the classroom rules. Please help us to love You and learn about You today. In Jesus' name, we pray. Amen.</p>

2. OPENING CIRCLE TIME, continued

★ = follow the stars for a short & simple lesson plan

Reveal the Big Question
Introduce the Big Question Box/Briefcase

lyrics and sheet music, Appendix A

“Detectives INVESTIGATE things. That means they ask questions and look for answers. Deep Down Detectives investigate big questions about God. The Big Question we are investigating today is right inside our Big Question Box/Briefcase.

The Big Question Box Song

DDD ESV Songs 14, track 8

We’ve got a Big box,
All closed up and locked,
Filled with the truths of God’s Word.

We’ve got a brief case,
There’s no time to waste,
Come on, kids, let’s open it up!

The Big Question under Investigation

VISUAL take out AID



of BQB

Big Question & Answer Sign, front side

**found in the DDD Unit 14 Visual Aids, ESV Book*

Ok, who would like to open for me and pull out the Big Question?”

Choose a child to open the box/briefcase, take out the Big Question and hand it to you, then hold up the Big Question sign for all the children to see, and say:

★ The Big Question we are investigating today is Big Question Number 14:

How Does God Want Us to Pray?

and the Answer is:

Every Night and Day...

Big Question Meaning

★ Prayer is talking and listening to God. It’s how God’s people enjoy more of the special closeness they have with Him. It is a little bit like the forever happiness they will have with God when they live with Him in heaven.

God’s people pray to God every night and day...and many times in between. There is so much to talk to Him about and God always wants to listen!

God’s people tell God how wonderful He is. They say sorry for how they have disobeyed Him. They thank Him for all He’s done for them and others. They ask Him to do great things. God’s people want to stay close to God because He is the most wonderful person that anyone can ever know.

Big Question Songs

★ “Let’s sing our Big Question Song:

Big Q & A 14 Song

Big Q & A 14 Song

DDD ESV Songs 14, track 12

(adapted version of “Old MacDonald Had a Farm”)

lyrics and sheet music, Appendix A

How does God want us to pray?
Ev’ry night and day!
How does God want us to pray?
Ev’ry night and day!

Ev’ry night, ev’ry day,
Ev’ry night, ev’ry day,
Ev’ry night and day!
How does God want us to pray?

2. OPENING CIRCLE TIME, continued



= follow the stars for a short & simple lesson plan

<p>Learning about the Big Question</p>	<p>Repeat the Big Question and Answer again: "How Does God Want Us to Pray? Every Night and Day!"</p>	
	<p>Say: "Hmmm, I wonder what that means... Let's do our action rhyme/sing our song that explains it." <i>Then do the action rhyme or sing the song using any of the optional motions suggested, if desired.</i></p>	
<p>Big Question Action Rhyme</p>	<p>Big Question 14 Action Rhyme When I pray, I talk to God, There's so, so much to say, "Oh, how very great you are, God!" I praise God, each night and day!</p>	<p>(POSSIBLE ACTIONS) <i>Make prayer hands</i> <i>Raise hands up to praise God</i></p>
<p>Big Question (Action Rhyme) Song</p>	<p>When I pray, I talk to God, There's so, so much to say. "Forgive me, God, for disobeying!" I say "Sorry, God," each night and day!</p> <p>When I pray, I talk to God. There's so, so much to say, "Thank You for so many good things, God!" I thank God, each night and day!</p>	<p><i>Make prayer hands</i> <i>Shake head and make sad face</i> <i>Make prayer hands</i> <i>Clap hands as a thank you</i></p>
<p><i>lyrics and sheet music, Appendix A</i></p>	<p>When I pray, I talk to God. There's so, so much to say. "Help me to love and obey You, God!" I ask God, each night and day!</p>	<p><i>Make prayer hands</i> <i>Place hand on heart</i></p>
	<p>Big Question 14 Action Rhyme/ Song</p>	
	<p>How does God want us to pray? Every night and day the ACTS way! How does God want us to pray? Every night and day the ACTS way! The ACTS way, what's it all about? The ACTS way, I just can't figure out!</p> <p>Refrain: A-C-T-S, say it with a shout, ACTS! I could tell you more, But I'd rather act it out.</p>	<p><i>DDD ESV Songs 14, track 13</i> (POSSIBLE ACTIONS) <i>Make prayer hands</i></p>
	<p>A, A, A, stands for Adoration, We praise You, God of all creation, C, C, C, stands for Confession, We're sorry, God, to You our sins confessin' Refrain</p>	<p><i>Raise hands up to praise God</i> <i>Shake head and make sad face</i></p>
	<p>T, T, T, stands for Thanksgiving, Thank You, God, for the good things You have given, S, S, S, Stands for Supplication, Help us, Lord, the God of our salvation.</p>	<p><i>Clap hands as a thank you</i> <i>Hold hands in front of you, palms up</i></p>
	<p>Now I've told you, Now let's go and act it out.</p>	

2. OPENING CIRCLE TIME, continued

★ = follow the stars for a short & simple lesson plan

Learning the Bible Truth

VISUAL take out

AID



of BQB

VISUAL AID

All the Bible Truths Sign

★ "Every Night and Day!" is a good beginning, but there's so more to learn. So it's time for us to dig down even deeper for more answers to our Big Question about God. We're going to be learning **FOUR** Bible truths that all tell us more about how God wants us to pray.

Who would like to hand me the picture with our four Bible truths on it? It's in the Big Question Box/Briefcase." *Choose a child to get it and hand it to you, then hold it up and show them the pictures of the four truths they will be learning.*

Bible Truth Clue

VISUAL take out

AID



of BQB

Bible Truth Clue Sign, front side
VISUAL AID

After everyone has had a good look, say...

"Ok, we've learned two truths about how God wants us to pray. They are: "He Wants Us to Praise Him" and "He Wants Us to Confess Our Sins to Him." (point to pictures as you identify each Bible Truth). Now let's look at our Bible Truth Clue sign and see if we can figure out which of these four truths we will be learning about today. Who would like to get it out of the Big Question Briefcase for me?"

Choose a child to open the briefcase, take out the Bible Truth Clue sign and hand it to you. Hold up the front side for the children to see. Cover up the answer, written along the bottom, and say:

**"How Does God Want Us to Pray?
Every Night and Day...
He Wants Us to ???? Him!"**

Hint

We're missing one word. Here's the hint to what the missing word is. It says: This is what you say to someone when they do something nice for you. This word starts with the letter "P" and it rhymes with "plank."

Can you guess? It's "Thank."

So, the Bible Truth we are learning today is: *(uncover answer from bottom of sign, show it to them and say:)*

★ **"How Does God Want Us to Pray?
Every Night and Day...
He Wants Us to Thank Him!"**

Bible Truth Meaning

★ And here is what this Bible Truth means: *(read the meaning off of the back of the sign, say:)*

Prayer is talking to God and listening to Him. Prayer is a little taste of the forever happiness God's people will have with Him in heaven. When God's people pray, they thank God for what He has done.

There are so many things God's people can thank Him for. He keeps the world going, every day and night. He provides them with food, friends, and family. He gives them the Holy Spirit to comfort them and help them do whatever good things He wants them to do. He answers their prayers. Best of all, He has taken away the punishment they deserved for their sins when Jesus suffered and died on the cross for them. In heaven, God's people will thank God forever and ever. They will never run out of things to thank God for.

We can become God's people, too, when we turn away from their sins and trust in Jesus as their Savior. Then we can thank Him for being our Savior, too!

2. OPENING CIRCLE TIME, continued



= follow the stars for a short & simple lesson plan

Learning the Bible Verse

"And how do I know this is true? God tells me so in His special book, the Bible."

The Bible Chant Song

Say or sing the Bible Chant Song.

lyrics and sheet music, Appendix A

The Bible Chant Song

DDD ESV Songs 14, track 9

The Bible, the Bible,
Let's get out the Bible.
Let's hear what God has to say.
The Bible, the Bible,
God's given us the Bible.
It's His Word for us to learn and obey! Yay!

Bible Verse

DDD 14.3 Bible Verse-front side (in the DDD Bible folder)

"Who would like to get our Bible folder out of the Big Question Briefcase for me?"

VISUAL AID Place verse in take out

Choose a child to open the briefcase, take out the "Bible" folder and hand it to you. Remove the Bible Verse Picture from the "Bible" folder and hold it up for all the children to see, then say:



of BQB
DDD Bible Folder

Psalm 107:8 tells us:

*found in the DDD Unit 14 Visual Aids, ESV Book



Psalm 107:8, NIV 1984

"Give thanks to the LORD for His unfailing love and his wonderful deeds for men."

Learn a Little: "Give thanks to the LORD."


Bible Verse Meaning



What does that mean?

God's people have so much to thank the LORD for! What wondrous works He has done for them! He sent Jesus to be their Savior and forgive all their sins. He sent His Holy Spirit to live inside of them and help them love Him and live for Him! And one day, they will all go to live with Him forever.

2. OPENING CIRCLE TIME, continued

 = follow the stars for a short & simple lesson plan

**Bible Verse
Song**

*lyrics and sheet music,
Appendix A*

You might also enjoy:

*Give Thanks to the LORD
Psalm 105:1,2, ESV
DDD ESV Songs 14,
track 28*

*Bless the LORD, O My Soul
Psalm 103:1-5, ESV
DDD ESV Songs 14,
track 29*

We've said our Bible verse, now let's sing it!

Give Thanks: Psalm 107:8

DDD ESV Songs 14, track 27

Give thanks, give thanks,
Give thanks to the LORD for His unfailing love,
Give thanks, give thanks,
Give thanks to the LORD for His marvelous deeds
For men.
Psalm One-o-seven, eight,
Give thanks!

2. OPENING CIRCLE TIME, continued



= follow the stars for a short & simple lesson plan

<p>Getting into the Case</p>	<p>"Now it's time to do a bit more deep down investigating. Let's see what Detective Dan wants us to help him figure out. Would someone like to get it out for me?"</p>
<p>Listening Assignments</p> <p>Place in  take out  of BQB</p>	<p>NOTE: Listening assignments are most suitable for ages 3+. Skip straight to the Bible story (see bottom of this page), if working with 2 year olds.</p> <p>"Let's open up our listening assignment and see what we are supposed to figure out today.</p> <p>Choose a child to take out the Listening Assignment (from the DDD Bible Folder) and hand it to you. Read Detective Dan's letter to the children that includes the listening assignment. The listening assignments are summarized below:</p>
<p>VISUAL AID</p> <p></p> <p>DDD Unit 14 Visual Aids, ESV</p>	<p>Detective Dan's Lesson #1 Listening Assignment:</p> <p>I need to know:</p> <ol style="list-style-type: none"> 1. Who got wet in the wild storm? Why did he get so wet? 2. What did he thank God for doing?
<p>VISUAL AID</p> <p></p> <p>DDD Unit 14 Visual Aids, ESV</p>	<p>Detective Dan's Lesson #2 Listening Assignment:</p> <p>Our Bible Verse is Psalm 107:8, NIV 1984</p> <p>"Give thanks to the LORD for His unfailing love and his wonderful deeds for men."</p> <p>I need to know:</p> <ol style="list-style-type: none"> 1. Who had something wonderful to thank God for? What was it? 2. How did the LORD show His unfailing love to him?
<p>VISUAL AID</p> <p></p> <p>*Listening Assignment #3 includes the Assignment Sheet, plus 6 clue pictures*</p> <p>DDD Unit 14 Visual Aids, ESV</p>	<p>Detective Dan's Lesson #3 Listening Assignment:</p> <p>I found six clues, but two of them are NOT in the story. They are: a picture, a big fish, a bad guy from Nineveh, a big storm, a sailor, and a car. Hold each of them up for the children to see as you identify them.</p> <p>I need to know:</p> <ol style="list-style-type: none"> 1. Which four belong in the story and which two don't? 2. Who thanked God for wet rescuing him? What did God do to rescue him?
<p>Tell the Bible Story</p> <p>Place story & pics in  take out  of BQB</p> <p>DDD Unit 14 Visual Aids, ESV</p> <p>Story text included in this book right after this lesson plan and in Visual Aids book</p>	<p>Then say. "Ok, Deep Down Detectives! Put on your best listening ears and see if you can hear the answers to Detective Dan's questions. When I finish telling the story, we will see if we can answer all the questions."</p> <p>Bible Story: The Case of the Wet and Wild Thank You</p> <p><i>Jonah</i></p> <p>Read the Bible Truth story, putting up the Storyboard Pictures/holding up the Story Scenes as you tell it. Then have the children answer the listening assignment, present the gospel and lead in prayer.</p> <p>*Answers to questions, the gospel and ACTS prayer are included with the story text.*</p>

Lesson Plan: Big Question 14, Bible Truth 3

use with all THREE lessons

2. OPENING CIRCLE TIME, continued

★ = follow the stars for a short & simple lesson plan

<p>Story Response Song(s)</p> <p>Hymn</p> <p><i>lyrics and sheet music, Appendix A</i></p>	<p><i>As attention span and time allow, you might want to end with one of the following songs which also tie in with the unit. If desired, use the Music and Movement activity ideas while singing (listed with the Response Activities).</i></p> <p>What a Friend We Have in Jesus <i>DDD ESV Songs 14, track 18</i></p> <p>Verse 1 What a friend we have in Jesus, All our sins and griefs to bear! What a privilege to carry, Ev'rything to God in prayer!</p> <p>Verse 2 Have we trials and temptations? Is there trouble anywhere? We should never be discouraged, Take it to the Lord in prayer!</p> <p>Tie-in: "How does God want us to pray? Every night and day! Why does God want us to pray to Him every night and day? This song tells us some reasons. We pray to Him because when we trust in Jesus as our Savior, Jesus is our great loving and powerful friend--like no other friend we will ever have! He will forgive our sins. He will comfort us when we are sad. When we are tempted to disobey God, we can ask Him to help us...and He will! In trials and troubles and griefs (those are just big words for bad and sad things) God is always there to help us. What a great friend Jesus is to those who trust in Him!"</p>
--	--

<p>Praise Song</p> <p><i>lyrics and sheet music, Appendix A</i></p>	<p>Praise Song: Lord, I Want to Be a Christian <i>DDD ESV Songs 14, track 19</i></p> <p>Verse 1 Lord, I want to be a Christian in my heart, in my heart, Lord, I want to be a Christian in my heart. In my heart, in my heart, Lord, I want to be a Christian in my heart</p> <p>Verse 2 Lord, I want to be more loving in my heart, in my heart, Lord, I want to be more loving in my heart. In my heart, in my heart, Lord, I want to be more loving in my heart.</p> <p>Verse 3 Lord, I want to be more holy in my heart, in my heart, Lord, I want to be more holy in my heart. In my heart, in my heart, Lord, I want to be more holy in my heart.</p> <p>Tie-in: "How does God want us to pray? Every night and day! The Lord wants us to pray to Him and ask Him to help us to obey Him and love Him. That's what Christians--God's people--do! Let's sing a prayer asking God to help us right now!"</p>
--	--

3. TAKING ACTION: Response Activities *(choose from among these activities)*

<p>Transition to Activities</p>	<p>★ Well, Deep Down Detectives, you've done a great job diggin' deep down for answers in the truths of God's Word. Now it's time to enjoy some activities."</p> <p><i>Tell children what activity/s you are providing for them: either free play or some of the response activities listed below. When you are ready to dismiss them, use this song to help the children transition in an orderly fashion to their next activity.</i></p>
--	--

<p>Classroom Song, verse 2</p> <p><i>lyrics and sheet music, Appendix A</i></p>	<p>"Children, let's sing our Time to Play Song. When we are finished you may get up and walk over to our next activity."</p> <p>Classroom Song, verse 2 <i>DDD ESV Songs 14, track 2</i></p> <p>We've gathered together to worship God, We've gathered together to worship God, And now it's time to play.</p> <p><i>Dismiss the children to whatever activities you have prepared for them to do.</i></p>
--	--

Lesson Plan: Big Question 14, Bible Truth 3




use with all THREE lessons

3. TAKING ACTION: Response Activities (choose from among these activities) ★ = short & simple lesson plan

<p>Response Activities</p>	<p>Choose one or more activities appropriate for your children, based on classroom time and developmental needs. Add the Discussion Sheet to any activity for deeper learning. ★</p>
<p>Bible Verse Memory Game</p> <p><i>game directions, Appendix B</i></p>	<p>Though listed with the opening activities, you may choose to use this Bible verse game here instead (or as a repeat).</p> <ul style="list-style-type: none"> Lesson 1 Game: Lily Pad Jump Lesson 2 Game: Loud and Soft, Big and Little Lesson 3 Game: Freeze 'n' Say <p>Use the Discussion Sheet with this activity for even deeper learning ★</p> <p>Discussion Questions</p>
<p>Music, Movement & Memory Activity</p> <p><i>game directions, Appendix B</i></p>	<p>A music activity that uses the songs from the Bible Truth and Big Question unit.</p> <ul style="list-style-type: none"> DDD Songs for this Bible Truth, plus: Lesson 1 Activity: Freeze Frame Lesson 2 Activity: Egg Shakers Lesson 3 Activity: Jingle Bell Hands <p>Use the Discussion Sheet with this activity for even deeper learning ★</p> <p>Discussion Questions</p>
<p>Bible Story Review Game</p> <p><i>game directions, Appendix B</i></p>	<p>A game that uses the storyboard pictures from the story to review the story.</p> <ul style="list-style-type: none"> Lesson 1 Game: Clothespin Line Up and Drop Lesson 2 Game: Deep Down Detectives Clue Hunt Lesson 3 Game: Run to the Grocery Store <p>Use the Discussion Sheet with this activity for even deeper learning ★</p> <p>Discussion Questions</p>
<p>Coloring Pages/ Take Home Sheets</p> <p><i>in Appendix C</i></p> <p>★</p>	<p>A coloring page related to the lesson assignment question is provided for each lesson. On the back of each are the key concepts, a few questions and a song for parents to use with their children.</p> <p>NOTE: Upgrade your coloring sheet to a more interesting craft by offering simple embellishments, such as jiggly eyes, craft sand, glitter, glitter glue, colored paper dots (made with a hole punch), fabric scraps, etc. Make cut-to-size glued-on clothes, hair, etc for characters by using a copy of the coloring sheet, cutting out the selected portions and making them the patterns for whatever you want to cut out of fabric, paper, foil, etc.</p> <ul style="list-style-type: none"> Lesson 1 Coloring Sheet Emphasis: Bible Truth Lesson 2 Coloring Sheet Emphasis: Bible Verse Lesson 3 Coloring Sheet Emphasis: ACTS Prayer <p>Use the Discussion Sheet with this activity for even deeper learning ★</p> <p>Discussion Questions</p>
<p>Extra Crafts: Big Question Craft <i>in Appendix C</i></p> <p>Bible Verse Craft <i>in Appendix C</i></p> <p>Bible Story Puzzle <i>in Appendix C</i></p>	<p>These crafts are slightly more complex than the coloring/take home sheets:</p> <p>The Bible Concept Go-and-Tell Craft is a craft that summarizes the Bible concept and includes the Bible verse is included for those desiring more than a coloring sheet. This more complex craft will involve gluing, sticking, etc. Can be used at any time.</p> <p>The Bible Story Coloring Sheet provides a tie in between the Bible story and the Bible truth they are learning.</p> <p>The Storyboard Picture Placement Page has been made into a puzzle that can be cut out and re-assembled by the children. This provides a nice summary of the story.</p> <p>Use the Discussion Sheet with these activities for even deeper learning ★</p> <p>Discussion Questions</p>
<p>Free Play Activities ★ <i>ideas in Appendix D</i></p>	<p>Offer your own or some of the easy-to-make, free play activities suggested in Appendix D.</p>

4. CLOSING CIRCLE TIME *(End-of-session activities for the last 5-10 minutes of class time)*

 = short & simple lesson plan

<p>Transition to Closing Circle</p> <p>Classroom Song, verse 3</p> <p><i>lyrics and sheet music, Appendix A</i></p>	<p><i>Use this song to help the children transition in an orderly fashion. Start singing this song and ask the children to gather with you for Closing Circle Time.</i></p> <p>Classroom Song, verse 3 <i>DDD ESV Songs 14, track 3</i></p> <p>It's time to get ready to go and tell, It's time to get ready to go and tell, Come gather here with me.</p>
<p>Closing Circle Time</p> <p>Classroom Song, verse 4</p> <p><i>lyrics and sheet music, Appendix A</i></p>	<p><i>When children are settled in the circle, say:</i></p> <p>"It's almost time for your parents to come pick you up. And do you know what that means? It means.... (draw this out to build anticipation and excitement)...that it's almost time to go home and....it's almost time to...Go and Tell! We have learned some big news about God today. God wants us to take and tell it to the whole world!"</p> <p>Classroom Song, verse 4 <i>DDD ESV Songs 14, track 4</i></p> <p>So what's our big news to go and tell, So what's our big news to go and tell, Can you tell me now?</p>
<p>Big News to Tell</p> <p>Big Question 14</p> <p><i>VISUAL AID</i></p> <p></p> <p><i>*found in the DDD Unit 14 Visual Aids, ESV Book</i></p> <p><i>lyrics and sheet music, Appendix A</i></p> <p>Big Question 14, Bible Truth 3</p> <p><i>VISUAL AID</i></p> <p></p>	<p>"Let's see....there's so much big news to tell! There's so much we've learned!</p> <p>First of all, can you tell me the answer to our Big Question: "How Does God Want Us to Pray?" <i>Hold up the Bible Truth Clue Picture.</i></p> <p>Say the answer with me: "Every Night and Day..."</p> <p><i>(If desired, you can sing one/both of the Big Question songs.)</i> <i>DDD ESV Songs 14, tracks 12,13</i></p> <p>And what's one way He does this? What did we learn? <i>Point to the picture.</i></p> <p>He Wants Us to Thank Him!</p> <p>"And how do I know this is true? Can you tell me? Say it with me: "The Bible tells me so!" That's right!</p>
<p>Big Question 14 Bible Truth 3 Bible Verse</p> <p><i>VISUAL AID</i></p> <p></p> <p><i>*found in the DDD Unit 14 Visual Aids, ESV Book</i></p> <p><i>lyrics and sheet music, Appendix A</i></p>	<p>We learned: Psalm 107:8, NIV 1984</p> <p>"Give thanks to the LORD for His unfailing love and his wonderful deeds for men."</p> <p>Learn a Little: "Give thanks to the LORD."</p> <p>What This Means:</p> <p>God's people have so much to thank the LORD for! What wondrous works He has done for them! He sent Jesus to be their Savior and forgive all their sins. He sent His Holy Spirit to live inside of them and help them love Him and live for Him! And one day, they will all go to live with Him forever.</p> <p><i>(If desired, you can sing the Bible verse song.)</i> <i>DDD ESV Songs 14, track 27</i></p>

4. CLOSING CIRCLE TIME, continued



= follow the stars for a short & simple lesson plan

<p>Closing ACTS Prayer Time</p> <p>ACTS Prayer Chant</p> <p><i>lyrics and sheet music, Appendix A</i></p>	<p><i>Let's ask God to help us to remember this and even tell others this good news. Let's get ready and pray our ACTS prayer.</i></p> <p><i>And what does ACTS mean? Let's sing/say our ACTS Prayer Chant!</i></p> <p>ACTS Prayer Chant Song <i>DDDESV Songs 14, tracks 10,11</i></p> <p>A, Adoration, God, we praise You! C, Confession, Forgive us our sins. T, Thanksgiving, Thank You for Jesus, S, Supplication, Help us to live like Him.</p> <p style="text-align: right;">That's the ACTS prayer, my friend, Bow your head, Close your eyes, Shhh, Let's begin.</p>
---	---

<p>Closing ACTS Prayer</p>	<p>"Let's pray!"</p> <p><i>Lead the children in the ACTS prayer for this Bible Truth.</i></p> <p>A We praise You, God, for being so good to us. You fill our lives with so many good gifts! You make the way for us to be Your people.</p> <p>C God, so often we forget just how good You have been to us. We forget that the good gifts we enjoy each day come from You. We forget how amazing it is that You would save us and make us Your people through Jesus. How ungrateful we are! Oh, how we need a Savior!</p> <p>T Thank You for continuing to be so good to us, even when we forget to be grateful to You. Thank You for all of Your good gifts that we enjoy each day. Thank You, especially, for sending Jesus to be our Savior, so we can become Your people.</p> <p>S God, work in our hearts. Help us to turn away from our sins and trust in Jesus as our Savior. Help us to see more of Your good gifts and thank You for them. In Jesus' name, we pray, Amen.</p>
-----------------------------------	---

5. TAKING IT HOME *(Take Home Sheet)*

<p>Clean up and Dismissal ★</p>	<p>"Now it's time to work together and clean up." <i>Have the children join you in cleaning up the room.</i></p>
<p>Coloring Pages/ Take Home Sheets ★</p> <p><i>in Appendix C</i></p>	<p><i>Give out the craft/take home sheet and any other papers from the session, as you dismiss children from class.</i></p> <p><i>(Reminder: The back side of the coloring page is the take home sheet for each lesson.)</i></p>

<p>Bible Story to Take-Home</p> <p><i>in Appendix C</i></p>	<p>You may also want to include a copy of the story along with the take home sheet. (However, each coloring sheet/take home sheet includes a note to parents telling where they can download the story from the Parent Resources section on the website.)</p>
--	---

The Case of the Wet and Wild Thank You*Jonah***Story-telling Tips**

Ahead of time:

1. Read the Bible verses and story. Pray!
2. Choose story action cues and prepare storyboard figures/Story Scenes, if using. (In Visual Aids book)
3. Practice telling story with the storyboard figures/Story Scenes, timing your presentation. Shorten, if necessary.

During your presentation:

1. Maintain as much eye contact as possible as you tell the story.
2. Put up storyboard figures/add story action cues/hold up Story Scenes as you tell the story. Allow the children to help you put them on the board, if desired.
3. Include the children in your story with a few questions about what they think will happen or words/concepts that might be new to them.
4. Watch the kids for signs that their attention span has been reached. Shorten, if necessary.

INTRODUCTION/ LISTENING ASSIGNMENTS

“Our story is called: The Case of the Wet and Wild Thank You. Here is your listening assignment... ” *Read the assignment for your lesson using Detective Dan’s Listening Assignment sign or the text below:*

Detective Dan’s Lesson #1 Listening Assignment:

I need to know:

1. **Who got wet in the wild storm? Why did he get so wet?**
2. **What did he thank God for doing?**

Detective Dan’s Lesson #2 Listening Assignment:**Our Bible Verse is Psalm 107:8, NIV 1984***“Give thanks to the LORD for His unfailing love and his wonderful deeds for men.”*

I need to know:

1. **Who had something wonderful to thank God for? What was it?**
2. **How did the LORD show His unfailing love to him?**

Detective Dan’s Lesson #3 Listening Assignment:I found six clues, but two of them are **NOT** in the story.

They are: a picture, a big fish, a bad guy from Nineveh, a big storm, a sailor, and a car.

Hold each of them up for the children to see as you identify them.

I need to know:

1. **Which four belong in the story and which two don’t?**
2. **Who thanked God for wet rescuing him? What did God do to rescue him?**

Read the assignment questions, THEN SAY,

“Ok, Deep Down Detectives! Put on your best listening ears and see if you can hear the answers to Detective Dan’s questions. When I finish telling the story, we will see if we can answer all the questions.”

Read the Bible Truth story, answer questions, present the gospel and lead in prayer.

Answers to questions; the gospel; and, ACTS prayer are included with the story text.

The Case of the Wet and Wild Thank You *Jonah**Story with lines separating paragraphs (text in bold, optional interaction cues in italics)*

Jonah was a prophet, a special messenger of the LORD. Prophets were SUPPOSED to tell the LORD's messages, so people would obey Him. But this time, Jonah wanted to keep his mouth SHUT!

"Go to Nineveh, the big city of the Assyrians, your enemies. I have a message for them," the LORD had told Jonah. "Tell them: 'I've seen all the terrible things you have done. In forty days, I'm going to punish you,'" the LORD said.

"No, I don't want to go!" thought Jonah. "The LORD wants the people of Nineveh to hear His warning, so they will turn away from their sins and not be punished," Jonah guessed. "They are Assyrians, our mean enemies. What terrible things they've done to us, the people of Israel," Jonah exclaimed. "I don't want the LORD to have mercy on them! I want Him to punish them NOW! I am NOT going to Nineveh. I am NOT going to give them the LORD's message. I'm going to run far, far away instead!" he decided.

Uh, oh! Was this a good idea? Can anyone really run away from God and His good plans?

What do you think?

Jonah certainly thought he could!

So, Jonah went to Joppa, by the sea. He found a boat headed to Tarshish --a city about as far away from Nineveh as he could get. He paid for his ticket and got on board. Jonah was going to escape from the LORD and escape from his job. No, sir! He would not be part of the LORD's plan of mercy this time.

But Jonah was wrong! No one can escape from the LORD—no matter how hard they try. The LORD is everywhere, all the time. He knows everything there is to know. There is no escaping from Him and His good plans! The LORD knew exactly what Jonah was up to. He knew that Jonah was disobeying Him.

Yes, the LORD knew Jonah inside and out! He knew Jonah hated the people of Nineveh. Jonah was acting like he had no sin that deserved God's punishment. Was Jonah right? Was he without sin? Was he better than the people of Nineveh?

What do you think?

Jonah was very wrong!

The truth was that Jonah deserved God's punishment for his own sins, just as much as the people of Nineveh deserved it for theirs. He had chosen to disobey the LORD, just like they had. Yes, Jonah needed to confess his sins and ask for the LORD's mercy, just like they did.

Jonah didn't understand this yet, but the LORD was going to teach this to him, as Jonah was just about to find out.

Story with lines separating paragraphs (text in bold, optional interaction cues in italics)

Out at sea, Jonah soon fell asleep. He was on his way to Tarshish. Now he could relax, or so he thought.

Suddenly, a big storm struck. “Whoosh, boom, bang, slap!” went the strong wind on the sails and the big waves on the sides of the boat. Up and down, side to side, the boat was tossed in the storm. It would sink if something wasn’t done quickly!

The sailors were terrified. “Help us! Help us!” they each cried out to their gods. But their gods were just fake gods. They couldn’t stop the storm or help the sailors. “Whoosh, boom, bang, slap!” The waves kept splashing up high and the winds kept blowing as strong as ever.

The sailors decided to throw things off the boat. Maybe this would keep it from sinking. Off went barrels and ropes, riggings, and supplies. Would this be enough to keep the ship from sinking? No, try as they may, this still was not enough. The sailors were losing all hope. They would surely drown. Were they right? Was there no one who could help them?

What do you think?

But there WAS who could help, and only Jonah knew who it was. It was the LORD. He had brought this big storm and it was only He who could help them out of it.

The sailors found Jonah asleep and woke him up. Perhaps his god could help them, they hoped. “Get up, Jonah! Cry out to your god! Perhaps he will help us!” the sailors pleaded with Jonah.

Jonah knew the LORD could help them, but it would take more than praying to Him for this storm to stop. “The LORD has brought this storm upon us because I have disobeyed Him,” he told them. “I have a message from Him that I was supposed to give, but I ran away instead,” he explained. “You must throw me off the ship if you want the storm to stop,” he said.

The sailors didn’t want to throw Jonah off the ship. They knew he would die in the big waves. But they knew they would all die if they didn’t. What should they do?

What do you think they will do?

They had no choice. The storm was getting worse and worse. So, they threw Jonah overboard into the big, swirling waves. And as soon as they did, the sea grew calm. Jonah’s God was God. But Jonah was headed down, down, down, into the depths of the sea.

The LORD would have been right to let Jonah die in that storm and Jonah knew it. Jonah had refused to obey Him on purpose. But the LORD treats His people better than they could ever deserve. Jonah cried out to the LORD to rescue him, even as he was drowning for disobeying Him. Would the LORD help Jonah, or was it too late?

What do you think?

No, it was not too late! Instead of letting Jonah die, the LORD sent a giant fish to swallow Jonah, keeping him safe and alive inside its big belly.

Bible Story for Big Question 14, Bible Truth 3**P.4**

Story with lines separating paragraphs (text in bold, optional interaction cues in italics)

For three days and three nights, Jonah lay in that yucky, fish belly. And as he lay there, he thought about what had happened. Jonah thought about how he had disobeyed the LORD. He thought about how he had deserved God's punishment. And, he thought about how God had kindly rescued him with the big fish.

The LORD was giving Jonah a chance to turn away from his sins and obey Him, and Jonah took it! How merciful the LORD had been to him! How grateful Jonah was! So right there, in the belly of that fish, Jonah prayed to the LORD a prayer of thanks. "I was sinking down in the stormy waters about to die," Jonah said to the LORD. "I deserved Your punishment, but You rescued me when I prayed to You. Thank you, LORD, for saving me!"

The LORD heard Jonah's prayer. He knew his heart had changed. The LORD spoke to the fish and it swam near the beach and spit Jonah out upon the dry land.

Jonah was so thankful that the LORD had saved him! He knew didn't deserve it. Now he was ready to obey the LORD. He would go to Nineveh and give the people the LORD's message. He would give them the chance to be spared God's punishment, even though THEY didn't deserve it.

So, off went Jonah to Nineveh. Over the hills of Israel, then through dry, wilderness lands he travelled. At last, he could see the great walls of Nineveh, that big city full of their mean enemies.

Jonah walked around Nineveh's great walls, then into the city to find the king. "The LORD says: 'I've seen what you and your people have been up to. I've seen all the terrible things you've done. In forty days, I'm going to punish you for them,' Jonah told him.

And what would the king do? They worshiped fake gods, not the LORD. Would he really believe this message from the LORD?

What do you think he did?

Yes, he did! He believed the LORD's message and turned away from his evil ways. He ordered the people, to repent, also. "Let all the people and even all the animals, put on clothes of sadness," the king of Nineveh ordered. "Let no one eat or drink but spend all your time praying to the LORD. Turn away from your sins. Perhaps He will have mercy and not punish us now," he exclaimed.

The people obeyed. Everyone put on the scratchy sackcloth, the clothes of sadness. They even put it on their animals. For forty, long days, they prayed and prayed. "LORD, have mercy, LORD, have mercy," they pleaded. But would He? Would the LORD really have mercy on them?

What do you think?

Yes, He would! Day Forty came and the LORD did NOT punish them. Oh, how the people of Nineveh must have thanked the LORD that day! They had deserved His punishment, but He chose to have mercy on them. What an amazing God is the LORD!

Cracking the Case: (story wrap-up for Listening Assignments)

It's time to see how we did with our Listening Assignment.

Detective Dan's Lesson 1 Listening Assignment:

1. Who got wet in the wild storm? Why did he get so wet? Jonah did. He was thrown into the sea when he admitted that his sin against the LORD was the reason for the storm.

2. What did he thank God for doing? For not letting him drown in the sea, but rescuing him with the big fish. God was merciful to Jonah.

For You and Me:

We may never get thrown into a stormy sea or need God to rescue us from being swallowed by a huge fish. But, there is still something we need God to rescue us from. Something BIGGER than the stormy sea. We need Him to rescue us from the punishment we deserve from Him for our sins! God provides us that rescue through Jesus when we turn away from our sins and trust in Him as our Savior. And if we do, we will have far more than Jonah did to thank God for!

Detective Dan's Lesson 2 Listening Assignment:**Our Bible Verse is: Psalm 107:8, NIV 1984**

"Give thanks to the LORD for His unfailing love and his wonderful deeds for men."

1. Who had something wonderful to thank God for? What was it? Jonah. For rescuing him from dying in the sea.

2. How did the LORD show His unfailing love to him? He rescued Jonah and gave him another chance to obey Him.

For You and Me:

We may never get thrown into a stormy sea or need God to rescue us from being swallowed by a huge fish. But, there is still something we need God to rescue us from. Something BIGGER than the stormy sea. We need Him to rescue us from the punishment we deserve from Him for our sins! God provides us that rescue through Jesus when we turn away from our sins and trust in Him as our Savior. And if we do, we will have far more than Jonah did to thank God for!

Detective Dan's Lesson 3 Listening Assignment:

Our six clues were: a picture, a big fish, a bad guy from Nineveh, a big storm, a sailor, and a car.

1. Which four belong in our story? The big fish, bad guy from Nineveh, big storm and sailor belong. The picture and the car do not.

2. Who thanked God for rescuing him? What did God do to rescue him? Jonah did. He didn't let him drown in the stormy sea. He sent a big fish to swallow him and keep him save.

For You and Me:

We may never get thrown into a stormy sea or need God to rescue us from being swallowed by a huge fish. But, there is still something we need God to rescue us from. Something BIGGER than the stormy sea. We need Him to rescue us from the punishment we deserve from Him for our sins! God provides us that rescue through Jesus when we turn away from our sins and trust in Him as our Savior. And if we do, we will have far more than Jonah did to thank God for!

The Gospel (story wrap-up if NOT using Listening Assignments)**Our Bible Truth is:****How Does God Want Us to Pray?****Every Night and Day...****He Wants Us to Thank Him!**

How does God want us to pray? Every night and day... He wants us to thank Him. There are many things God's people can thank God for. They know that He is the one who gives them everything good that they enjoy.

But the thing that God's people thank God for most of all, is saving them from their sins and making them His people. How amazing it was that God would send Jesus to die on the cross and take the punishment they deserved from God for their sins. He helped them turn away from their sins and trust in Jesus as their Savior.

If we turn away from our sins and trust in Jesus as our Savior, God will forgive us and save us, too. Then, we will be able to join all of God's people in thanking God for saving us!

Close in prayer.

Closing ACTS Prayer

- A** We praise You, God, for being so good to us. You fill our lives with so many good gifts! You make the way for us to be Your people.
- C** God, so often we forget just how good You have been to us. We forget that the good gifts we enjoy each day come from You. We forget how amazing it is that You would save us and make us Your people through Jesus. How ungrateful we are! Oh, how we need a Savior!
- T** Thank You for continuing to be so good to us, even when we forget to be grateful to You. Thank You for all of Your good gifts that we enjoy each day. Thank You, especially, for sending Jesus to be our Savior, so we can become Your people.
- S** God, work in our hearts. Help us to turn away from our sins and trust in Jesus as our Savior. Help us to see more of Your good gifts and thank You for them. In Jesus' name, we pray, Amen.

Go to Lesson Plan, p.9 for the script to the rest of the lesson.

Deep Down Discussion Sheet

use with all THREE lessons

Use with all response activities for deeper learning



P.1

Questions to aid discussion of the key concepts and for use in games

Be familiar with these questions and answers. Look for opportunities to ask questions and discuss their answers, such as while the children work on their coloring pages, as part of their response games, or during play time. Remember: your goal isn't to ask all these questions or only talk to the children about these things. It is to be deliberate in having good conversations with them, however much or little you have.

Big QUESTION

How Does God Want Us to Pray? Every Night and Day!!!

Meaning

Prayer is talking and listening to God. It's how God's people enjoy more of the special closeness they have with Him. It is a little bit like the forever happiness they will have with God when they live with Him in heaven.

God's people pray to God every night and day...and many times in between. There is so much to talk to Him about and God always wants to listen!

God's people tell God how wonderful He is. They say sorry for how they have disobeyed Him. They thank Him for all He's done for them and others. They ask Him to do great things. God's people want to stay close to God because He is the most wonderful person that anyone can ever know.

Discussion Questions

choose a few

1. Prayer is talking and listening to whom? *God.*
2. How do God's people enjoy more of the special closeness they have with God? *By praying.*
3. What is a little bit like the forever happiness God's people will have with God when they live with Him in heaven? *Prayer.*
4. What kinds of things do God's people pray about? *They tell God how wonderful He is. They say sorry for how they've disobeyed God; They thank God for all He's done for them. They ask Him to do great things.*
5. Why do God's people want to stay close to Him? *Because He is the most wonderful person anyone can ever know.*

BIBLE TRUTH

Every Night and Day...He Wants Us to Thank Him!

Meaning

Prayer is talking to God and listening to Him. Prayer is a little taste of the forever happiness God's people will have with Him in heaven. When God's people pray, they thank God for what He has done.

There are so many things God's people can thank Him for. He keeps the world going, every day and night. He provides them with food, friends, and family. He gives them the Holy Spirit to comfort them and help them do whatever good things He wants them to do. He answers their prayers. Best of all, He has taken away the punishment they deserved for their sins when Jesus suffered and died on the cross for them. In heaven, God's people will thank God forever and ever. They will never run out of things to thank God for.

We can become God's people, too, when we turn away from their sins and trust in Jesus as their Savior. Then we can thank Him for being our Savior, too!

Discussion Questions

choose a few

1. What kinds of things do God's people thank God for? *For keeping the world going; for providing them with things they need and things to enjoy; for answering their prayers.*
2. What's the biggest thing God's people thank God for? *For sending Jesus to be their Savior.*
3. Will God's people run out of things to thank God for in heaven? *No! They will never run out!*
4. How can we become God's people? *By turning away from our sins and trusting in Jesus as our Savior.*

Deep Down Discussion Sheet

use with all THREE lessons

P.2

Questions to aid discussion of the key concepts and for use in games

<p>THE GOSPEL</p>	<p>What is the good news of God? <i>It's the gospel! There are many things that God's people thank God for. They know He is the One who gives them everything good that they enjoy. But most of all, God's people love to thank God for saving them from their sins and making them His people. How amazing it is that God would send His Son, Jesus, to die on the cross and take God's punishment for their sins. And that on the third day, Jesus rose from the dead in victory. He had beaten sin and death for them. They thank God for His work in their hearts. He helped them turn away from their sins and trust in Jesus as their Savior and will keep on helping them their whole lives. We can become God's people, too, if we turn away from our sins and trust in Jesus as our Savior. Ask Him to help you. He loves to do this!</i></p>
<p>BIBLE TRUTH BIBLE VERSE</p> <p>Meaning</p> <p>Discussion Questions</p> <p><i>choose a few</i></p>	<p>"Give thanks to the LORD for His unfailing love and his wonderful deeds for men." –Psalm 107:8, NIV 1984</p> <p>Learn a Little: "Give thanks to the LORD."</p> <p>God's people have so much to thank the LORD for! What wondrous works He has done for them! He sent Jesus to be their Savior and forgive all their sins. He sent His Holy Spirit to live inside of them and help them love Him and live for Him! And one day, they will all go to live with Him forever.</p> <p>1. What is the LORD's love like for His people? <i>It is unfailing.</i> 2. What does unfailing mean? <i>It means that nothing will ever stop it.</i> 3. What do God's people want to say to the LORD for His unfailing love? <i>They want to thank Him.</i> 4. What else do God's people thank God for? <i>His wonderful deeds, the wonderful things He has done for them.</i> 5. What is the most wonderful thing God has done for His people? <i>He sent Jesus to be their Savior.</i> 6. How can we become God's people? <i>By turning away from our sins and trusting in Jesus as our Savior.</i></p>
<p>BIBLE STORY</p> <p>Discussion Questions</p> <p><i>choose a few</i></p>	<p>The Case of the Wet and Wild Thank You</p> <p>1. What did Jonah not want to do? <i>To tell the people of Nineveh about God's coming punishment. He didn't want them to have a chance to ask God to spare them.</i> 2. Why did Jonah hate the people of Nineveh? <i>They were the mean enemies of the people of Israel. They had done terrible things to them. Jonah wanted God to punish them.</i> 3. What did Jonah do instead of obeying God? <i>He went the opposite way. He went out to sea and was sailing as far away as he could get from Nineveh.</i> 4. Why did the big storm come up at sea? <i>Because Jonah was disobeying God and God would use the storm to help Jonah turn away from disobeying Him.</i> 5. Why didn't the big storm stop when the sailors prayed to their gods? <i>Because their gods were just fake gods. Only the LORD could stop this storm.</i> 6. What did Jonah tell the sailors to do? <i>To throw him overboard.</i> 7. What should have happened to Jonah when he was thrown overboard? <i>He should have drowned in the sea.</i> 8. What did God send to rescue Jonah? <i>A big fish to swallow him.</i> 9. What did Jonah thank the LORD for? <i>For rescuing him, when he deserved God's punishment.</i> 10. Who else did the LORD want to rescue, when they deserved His punishment? <i>The people of Nineveh.</i> 11. What happened when Jonah went to Nineveh? <i>The people of Nineveh turned away from disobeying God. The LORD did not send the punishment He warned them about.</i> 12. Who deserves God's punishment today for disobeying God? Who has God sent to rescue them? <i>We all deserve God's punishment for disobeying Him. God sent Jesus to save all who turn away from their sins and trust in Jesus as their Savior. He will forgive them and make them His dearly loved people who will know Him and love Him forever.</i></p>

DEEP DOWN DETECTIVES

**Curriculum Resources
for Unit 14, Bible Truth 4:**



How Does God Want Us to Pray?

Every Night and Day...

**He Wants Us to Ask Him
to Do Great Things!**

Session Prep (especially good for newbies!)

Pray!



Pray for the Holy Spirit to be at work in your and the children's hearts.

Review



If new to the curriculum, look at the **Getting Started with Deep Down Detectives section of the Core Curriculum book.** (p.5) It will be especially helpful to read through the Deep Down Detectives section of **The Praise Factory Tour: Extended Version Book.** This is a visual way to understand what goes on in the classroom. (A pdf of the book is found in the samples section on the website.)

Look through and Learn the Lesson



Read over **lesson plan.** Practice any **songs or action rhymes** you are using. Choose/make up motions to go with these. Choose less with younger children and more with older preschoolers. **Practice the lesson with the visual aids** and using the Big Question Box/Briefcase.

Read and Rehearse the Bible Story with Pictures



Read the Bible story from the Bible. Read the curriculum version. Practice telling it with the storyboard pictures. (If you have not previously laminated the story pictures, do that now.) Or, rehearse it from the Simple Story Scenes, if you are using those.

Let There Be Music



Download the music and listen to the songs. Choose which of the songs you will use with the children. If using live musicians, make sure they have the sheet music (Appendix A, Core Curriculum book).

Put the Props in Place



1. Prepare your Visual Aids. Put the Big Question, Unit Bible Truths, Bible Truth, Bible Verse, and Listening Assignment signs, as well as the Bible Story script in one side of the Bible folder.
2. Get out your storyboard. If using Simple Story Scenes, put these in your Bible Folder. Or, if using the individual storyboard figures, put all background pictures in place (they have a BG by the number). Put the rest of the storyboard pictures (these have a SB by the number) in order of use in the other side of the Bible folder.
3. Put the DDD Bible Folder as well as the Big Question sign in the Big Question Box/Briefcase and shut it. If your box/briefcase has locks and you want to use the unlocking the box as part of your session, lock it now....but make sure you have the key or know the code first.
4. Prepare the music CD or sheet music or mp3 device for use in your session.

Set Out Free Play Activities



Choose and set up free time activities you will use with the children. Choose a variety of different activities that will be enjoyed by different types of children. Rotate the activities you provide to keep them interesting and fresh to your children. (Suggestions in Appendix D, Core Curriculum books.)

Prepare Any Activities



Choose which (if any) of the Bible Truth games and crafts activities you want to use in the session. Bear in mind your time frame as well as the developmental abilities and attention span of your children as you decide which/how many to prepare. **Look over the Discussion Sheet** and choose a few questions you might use to spark discussion with the children as they do their activities (especially good for ages 3's+). Pray for God to give you opportunities to talk about these things with the children.

Let Them Take It with Them



Make copies of the craft/take home sheets, if you are not already using them as one of your activities. You may also want to make copies of the story (see take-home version of each story included in Appendix C with the other take home resources) to have for parents to use with their children at home. There's a link on each craft/take home sheet to the story, if you don't make hard copies.

Store It



After your session is over, collect the resources and store them for future use. This curriculum can be used over and over for years to come.

Unit 14: The God Who Delights in Our Prayers

UNIT OVERVIEW

Prayer is talking and listening to God. It's how God's people enjoy more of the special closeness they have with Him. It is a little bit like the forever happiness they will have with God when they live with Him in heaven.

God's people pray to God every night and day...and many times in between. There is so much to talk to Him about and God always wants to listen!

God's people tell God how wonderful He is. They say sorry for how they have disobeyed Him. They thank Him for all He's done for them and others. They ask Him to do great things. God's people want to stay close to God because He is the most wonderful person anyone can ever know.

In this unit we will learn four truths about prayer.

UNIT BIBLE VERSE: Philippians 4:5,6, ESV

"The Lord is at hand; do not be anxious about anything, but in everything by prayer and supplication with thanksgiving let your requests be made known to God."

BIG QUESTION UNDER INVESTIGATION: How Does God Want Us to Pray?

ANSWER: Every Night and Day...

OPTIONAL Big Question 14 INTRODUCTION LESSON (Use Hide 'n' Seek Kids Unit 14 Material)

Story: The Case of the Man Not Stopped by Big Teeth *Daniel 6*

Bible Verse: Philippians 4:5,6, ESV

BIBLE TRUTH 1: He Wants Us to Praise Him (3 Lessons Available)

Story: The Case of the Middle of the Mess

2 Chronicles 19-20

Bible Verse: Psalm 40:16, ESV

BIBLE TRUTH 2: He Wants Us to Confess Our Sins to Him (3 Lessons Available)

Story: The Case of the Slow Sorry

2 Chronicles 33; 2 Kings 21

Bible Verse: Psalm 32:5, ESV

BIBLE TRUTH 3: He Wants Us to Thank Him (3 Lessons Available)

Story: The Case of the Wet and Wild Thank You *Jonah*

Bible Verse: Psalm 107: 8, NIV 1984

➔ BIBLE TRUTH 4: He Wants Us to Ask Him to Do Great Things

(3 Lessons Available)

Story: The Case of the Daring Pray-ers *Acts 3-4*

Bible Verse: Psalm 17:6, ESV

Deep Down Detectives ESV Songs 14 Track Numbers

This is a listing of all songs mentioned in the unit curriculum. You may or may not choose to use all of the songs. They are listed in easy-reference order--NOT in the order used in the curriculum. You may choose to simply burn a CD/load them onto an mp3 device in this order. Or, you may want to do what we do: choose the songs we want to use and create a play list of them in that order. Then, we burn a CD/upload the play list onto an mp3 device. A teacher only has to click forward to the next song, instead of hunting for the right track. The track number have been included as part of the title of each song, teachers will still have a reference to the track number listed in the curriculum (same as those listed below), even if you change the order on your customized play list.

SONGS USED EVERY UNIT OF THE CURRICULUM

- 1 The Classroom Song v.1
- 2 The Classroom Song v.2
- 3 The Classroom Song v.3
- 4 The Classroom Song v.4
- 5 Deep Down Detectives Theme Song
- 6 The Classroom Rules Song
- 7 Let's Pray Song
- 8 The Big Question Box Song
- 9 The Bible Chant Song
- 10 ACTS Prayer Song (Short Version)
- 11 ACTS Prayer Song (Full Version)

listen to or download songs for free at [https://praisefactory.org: Deep Down Detectives Music page](https://praisefactory.org:Deep Down Detectives Music page)

Why the Extra Songs?

Deep Down Detectives is a curriculum used by a wide age-span of kids. Sometimes one of the other songs is a better fit for your kids. Or, you may simply want to teach them more songs on the same Bible Truth. Use as many or as few as you want.

UNIT 14: THE GOD WHO ANSWERS PRAYERS

- 12 Big Q & A 14 Song
- 13 Big Question 14 Song: How Does God Want Us to Pray?
- 14 Big Question 14 Bible Verse Song: Don't Be Anxious Philippians 4:5-6, ESV
- 15 Extra Big Question 14 Bible Verse Song: The Lord Is at Hand Philippians 4:5-6, ESV
- 16 Extra Big Question 14 Bible Verse Song: At Hand Philippians 4:5-6, ESV
- 17 Extra Big Question 14 Bible Verse Song: When You Pray Say Father Luke 11:2-4, ESV
- 18 Big Question 14 Hymn: What a Friend We Have in Jesus v.1
- 19 Big Question 14 Praise Song: Lord, I Want to Be a Christian

How Does God Want Us to Pray? Every Night and Day...

Bible Truth 1: He Wants Us to Praise Him

- 20 Bible Verse: May All Who Seek You Rejoice Psalm 40:16, ESV
- 21 Extra Bible Verse: Make a Joyful Noise Psalm 100:1-6, ESV
- 22 Extra Bible Verse: Noise, Noise, Noise Psalm 100:1-4, ESV (other version)
- 23 Extra Bible Verse: Proclaim the Name Deuteronomy 32:4, ESV
- 24 Extra Bible Verse: I Will Proclaim Deuteronomy 32:4, HCSB

Bible Truth 2: He Wants Us to Confess Our Sins

- 25 Bible Verse: I Acknowledged My Sin Psalm 32:5, ESV
- 26 Extra Bible Verse: Help Us, O God of Our Salvation Psalm 79:9, ESV

Bible Truth 3: He Wants Us to Thank Him

- 27 Bible Verse: Give Thanks Psalm 107:8, NIV 1984
- 28 Extra Bible Verse: Give Thanks to the LORD Psalm 105:1,2, ESV
- 29 Extra Bible Verse: Bless the LORD, O My Soul Psalm 103:1-5, ESV

Bible Truth 4: He Wants Us to Ask Him to Do Great Things

- 30 Bible Verse: I Call On You, O God Psalm 17:6, ESV
- 31 Extra Bible Verse: Give Ear to My Words, O LORD Psalm 5:1-3, ESV
- 32 Extra Bible Verse: I Will Do Whatever You Ask in My Name John 14:13, ESV
- 33 Extra Bible Verse: Incline Your Ear Psalm 86:1,15,16, ESV
- 34 Extra Bible Verse: Though the Earth Give Way Psalm 46:1,2, ESV
- 35 Extra Bible Verse: Take Up the Whole Armor Ephesians 6:13,16-18, ESV
- 36 Extra Bible Verse: For I Know the Plans Jeremiah 29:11-12, ESV

Big Question 14, Bible Truth 4 Overview: Key Concepts

p.1

Unit 14: The God Who Delights in Our Prayers

Unit Big Question (and Answer): How Does God Want Us to Pray?
Every Night and Day!!

Unit Bible Verse: "The Lord is at hand; do not be anxious about anything, but in everything by prayer and supplication with thanksgiving let your requests be made known to God." -- Philippians 4:5,6, ESV

Bible Truth 4 Concept: He Wants Us to Ask Him to Do Great Things

One part of praying is a big word called "supplication." Supplication sounds like "supply" and that's what it means: asking God to supply us with something we need. God's people ask God to supply them with many things. They know that there is so much they cannot do or supply for themselves. They need God to give them these things.

They ask God to help them honor Him in how they live. They want Him to help them obey His laws so that when other people see how they live, they will praise God. They want Him to help them tell others about the wonderful things He has done. God's people also ask Him to take care of their needs and worries. Every day there are many things they need. Sometimes they are worried or scared about things. They tell God about them all. They know He delights to take care of His people.

They also ask God to help other people. They pray for God's people that He would help them. They pray for God to save people who don't trust in Jesus as their Savior. God's people pray for everyone, even people who are mean to them. God's people ask God to do many great things. They know that He is a very great God. Nothing is too hard for Him to do. We can become God's people, too, when we turn away from their sins and trust in Jesus as their Savior. This is the first, most wonderful thing we can ask God to do for us!

Bible Truth 4 Bible Verse: Psalm 17:6, ESV

"I call upon you, for you will answer me, O God; incline your ear to me; hear my words."

Learn a Little: "I call upon you, for you will answer me, O God."

Meaning

God's people love to talk to God. They talk to Him every day. They know He is the great King over everything and everyone. He is the one, true God. He loves them and is mighty to help them. They know He will always hear their prayers and help them. How amazing that such a great God would care for people like you and me so much! He loves to hear our prayers and answer them in the way and in the timing, He knows is best. And what is the best, first prayer we can ask God to answer? To help us to turn away from our sins and trust in Jesus as our Savior. This is how we become God's people! Ask Him to help you.

Bible Truth 4 ACTS Prayer

- A** We praise You, God, for being so great and so able to help us. You are the God who listens and answers prayer!
- C** God, we know You answer prayers and can help us, but many times we don't even remember to ask for Your help. We forget You. We need a Savior!
- T** Thank You, God, that nothing is too hard for You! Thank You that You are always near and always hear our prayers. Thank You that You have given us what we need most of all: Jesus, to save us from our sins.
- S** God, work in our hearts. Help us to turn away from our sins and trust in Jesus as our Savior. Help us to keep talking to You throughout our day. Do great things in our lives. Help us to live for You. Do great things in this world. Help us all to trust in You as our Savior. In Jesus' name, we pray, Amen.

Big Question 14, Bible Truth 4 Overview: Key Concepts**Bible Truth 4 Story****The Case of the Daring Pray-ers** Acts 3-4**Songs Used in Bible Truth 4**

Big Q & A 14 Song

Big Question 14 Song: How Does God Want Us to Pray?

Big Question 14 Bible Verse Song: Don't Be Anxious Philippians 4:5-6, ESV

*Extra Big Question 14 Bible Verse Song: The Lord Is at Hand Philippians 4:5-6, ESV**Extra Big Question 14 Bible Verse Song: At Hand Philippians 4:5-6, ESV**Extra Big Question 14 Bible Verse Song: When You Pray Say Father Luke 11:2-4, ESV*


Big Question 14 Hymn: What a Friend We Have in Jesus v.1


Big Question 14 Praise Song: Lord, I Want to Be a Christian

Bible Truth 4 Bible Verse Song: I Call On You, O God Psalm 17:6, ESV


*Bible Truth 4 Extra Bible Verse: Give Ear to My Words, O LORD Psalm 5:1-3, ESV**Bible Truth 4 Extra Bible Verse: I Will Do Whatever You Ask in My Name John 14:13, ESV**Bible Truth 4 Extra Bible Verse: Incline Your Ear Psalm 86:1,15,16, ESV**Bible Truth 4 Extra Bible Verse: Though the Earth Give Way Psalm 46:1,2, ESV**Bible Truth 4 Extra Bible Verse: Take Up the Whole Armor Ephesians 6:13,16-18, ESV**Bible Truth 4 Extra Bible Verse: For I Know the Plans Jeremiah 29:11-12, ESV**listen to or download songs for free at <https://praisefactory.org>: Deep Down Detectives Music page*

1. GETTING STARTED

 = follow the stars for a short & simple lesson plan

<p>Intake Activity Ideas</p>	<p>Choose one of these open-ended activities to include children as they join the class:</p>																														
<p>Free Play Time <i>suggestions in Appendix D</i></p>	<p> Offer your own or some of the easy-to-make, free play activities suggested in Appendix D.</p>																														
<p>OR Sing-along Music Time <i>lyrics and sheet music, Appendix A</i> <i>listen to or download songs for free at https://praisefactory.org:Deep Down Detectives Music page</i></p>	<p>Music from Deep Down Detectives (DDD) ESV Songs 14:</p> <table border="0"> <tr> <td>Big Q & A 14 Song</td> <td>DDD ESV Songs 14, track 12</td> </tr> <tr> <td>Big Question 14 Song</td> <td>DDD ESV Songs 14, track 13</td> </tr> <tr> <td>Big Question 14 (Unit) Bible Verse Song: Don't Be Anxious Philippians 4:5-6, ESV</td> <td>DDD ESV Songs 14, track 14</td> </tr> <tr> <td>Extra Big Question 14 (Unit) Bible Verse Song: The Lord Is at Hand Philippians 4:5-6, ESV</td> <td>DDD ESV Songs 14, track 15</td> </tr> <tr> <td>Extra Big Question 14 (Unit) Bible Verse Song: At Hand Philippians 4:5-6, ESV</td> <td>DDD ESV Songs 14, track 16</td> </tr> <tr> <td>Extra Big Question 14 (Unit) Bible Verse Song: When You Pray Say Father Luke 11:2-4, ESV</td> <td>DDD ESV Songs 14, track 17</td> </tr> <tr> <td>Big Question 14 Hymn: What a Friend We Have in Jesus v.1</td> <td>DDD ESV Songs 14, track 18</td> </tr> <tr> <td>Big Question 14 Praise Song: Lord, I Want to Be a Christian</td> <td>DDD ESV Songs 14, track 19</td> </tr> <tr> <td>Bible Truth 4 Bible Verse Song: I Call On You, O God Psalm 17:6, ESV</td> <td>DDD ESV Songs 14, track 30</td> </tr> <tr> <td>Bible Truth 4 Extra Bible Verse Song Give Ear to My Words, O LORD Psalm 5:1-3, ESV</td> <td>DDD ESV Songs 14, track 31</td> </tr> <tr> <td>Bible Truth 4 Extra Bible Verse Song: I Will Do Whatever You Ask in My Name John 14:13, ESV</td> <td>DDD ESV Songs 14, track 32</td> </tr> <tr> <td>Bible Truth 4 Extra Bible Verse Song: Incline Your Ear Psalm 86:1,15,16, ESV</td> <td>DDD ESV Songs 14, track 33</td> </tr> <tr> <td>Bible Truth 4 Extra Bible Verse Song: Though the Earth Give Way Psalm 46:1,2, ESV</td> <td>DDD ESV Songs 14, track 34</td> </tr> <tr> <td>Bible Truth 4 Extra Bible Verse Song: Take Up the Whole Armor Ephesians 6:13,16-18, ESV</td> <td>DDD ESV Songs 14, track 35</td> </tr> <tr> <td>Bible Truth 4 Extra Bible Verse Song: For I Know the Plans Jeremiah 29:11-12, ESV</td> <td>DDD ESV Songs 14, track 36</td> </tr> </table> <p>Add more fun to Sing-along Music Time by adding a Music, Movement & Memory Activity. These activities are listed on p.10 of this lesson plan with the Response Activities. Instructions found in Appendix B.</p>	Big Q & A 14 Song	DDD ESV Songs 14, track 12	Big Question 14 Song	DDD ESV Songs 14, track 13	Big Question 14 (Unit) Bible Verse Song: Don't Be Anxious Philippians 4:5-6, ESV	DDD ESV Songs 14, track 14	Extra Big Question 14 (Unit) Bible Verse Song: The Lord Is at Hand Philippians 4:5-6, ESV	DDD ESV Songs 14, track 15	Extra Big Question 14 (Unit) Bible Verse Song: At Hand Philippians 4:5-6, ESV	DDD ESV Songs 14, track 16	Extra Big Question 14 (Unit) Bible Verse Song: When You Pray Say Father Luke 11:2-4, ESV	DDD ESV Songs 14, track 17	Big Question 14 Hymn: What a Friend We Have in Jesus v.1	DDD ESV Songs 14, track 18	Big Question 14 Praise Song: Lord, I Want to Be a Christian	DDD ESV Songs 14, track 19	Bible Truth 4 Bible Verse Song: I Call On You, O God Psalm 17:6, ESV	DDD ESV Songs 14, track 30	Bible Truth 4 Extra Bible Verse Song Give Ear to My Words, O LORD Psalm 5:1-3, ESV	DDD ESV Songs 14, track 31	Bible Truth 4 Extra Bible Verse Song: I Will Do Whatever You Ask in My Name John 14:13, ESV	DDD ESV Songs 14, track 32	Bible Truth 4 Extra Bible Verse Song: Incline Your Ear Psalm 86:1,15,16, ESV	DDD ESV Songs 14, track 33	Bible Truth 4 Extra Bible Verse Song: Though the Earth Give Way Psalm 46:1,2, ESV	DDD ESV Songs 14, track 34	Bible Truth 4 Extra Bible Verse Song: Take Up the Whole Armor Ephesians 6:13,16-18, ESV	DDD ESV Songs 14, track 35	Bible Truth 4 Extra Bible Verse Song: For I Know the Plans Jeremiah 29:11-12, ESV	DDD ESV Songs 14, track 36
Big Q & A 14 Song	DDD ESV Songs 14, track 12																														
Big Question 14 Song	DDD ESV Songs 14, track 13																														
Big Question 14 (Unit) Bible Verse Song: Don't Be Anxious Philippians 4:5-6, ESV	DDD ESV Songs 14, track 14																														
Extra Big Question 14 (Unit) Bible Verse Song: The Lord Is at Hand Philippians 4:5-6, ESV	DDD ESV Songs 14, track 15																														
Extra Big Question 14 (Unit) Bible Verse Song: At Hand Philippians 4:5-6, ESV	DDD ESV Songs 14, track 16																														
Extra Big Question 14 (Unit) Bible Verse Song: When You Pray Say Father Luke 11:2-4, ESV	DDD ESV Songs 14, track 17																														
Big Question 14 Hymn: What a Friend We Have in Jesus v.1	DDD ESV Songs 14, track 18																														
Big Question 14 Praise Song: Lord, I Want to Be a Christian	DDD ESV Songs 14, track 19																														
Bible Truth 4 Bible Verse Song: I Call On You, O God Psalm 17:6, ESV	DDD ESV Songs 14, track 30																														
Bible Truth 4 Extra Bible Verse Song Give Ear to My Words, O LORD Psalm 5:1-3, ESV	DDD ESV Songs 14, track 31																														
Bible Truth 4 Extra Bible Verse Song: I Will Do Whatever You Ask in My Name John 14:13, ESV	DDD ESV Songs 14, track 32																														
Bible Truth 4 Extra Bible Verse Song: Incline Your Ear Psalm 86:1,15,16, ESV	DDD ESV Songs 14, track 33																														
Bible Truth 4 Extra Bible Verse Song: Though the Earth Give Way Psalm 46:1,2, ESV	DDD ESV Songs 14, track 34																														
Bible Truth 4 Extra Bible Verse Song: Take Up the Whole Armor Ephesians 6:13,16-18, ESV	DDD ESV Songs 14, track 35																														
Bible Truth 4 Extra Bible Verse Song: For I Know the Plans Jeremiah 29:11-12, ESV	DDD ESV Songs 14, track 36																														
<p>OR Bible Verse Memory Game <i>instructions found in Appendix B</i></p>	<p>Lesson 1 Game: Detective Mission Madness Practice Lesson 2 Game: Duck, Duck, Goose Lesson 3 Game: Slap, Clap and Stack</p> <p><i>These activities are also included on p.10 of this lesson plan with the Response Activities.</i></p>																														

2. OPENING CIRCLE TIME (introduce the Bible Truth and tell the related Bible story)

<p>Gathering the Children <i>lyrics and sheet music, Appendix A</i></p>	<p><i>Sing verse 1 of The Classroom Song to gather the children for Circle Time.</i> The Classroom Song, verse 1 DDD ESV Songs 14, track 1 Let's gather together to worship God, Let's gather together to worship God, Let's gather together to worship God, Come gather here with me!</p>
<p>Welcome to Deep Down Detectives</p>	<p> "Welcome to Deep Down Detectives. We're so glad you've joined us! Detectives are people who look for answers to questions. In Deep Down Detectives, we look for answers to big questions about God. We dig deep down in the truths of God's Word to find them."</p>

2. OPENING CIRCLE TIME, continued



= follow the stars for a short & simple lesson plan

<p>Deep Down Detectives Theme Song</p> <p><i>lyrics and sheet music, Appendix A</i></p>	<p>"Let's sing our Deep Down Detectives Theme Song."</p> <p>★ Deep Down Detectives Theme Song DDD ESV Songs 14, track 5</p> <p>We're Deep Down Detectives, diggin' deep in God's Word, For truths about God and His plans for this world, We're seeking to love Him, with all of our heart, We're Deep Down Detectives! Come on! Let's start!</p>
<p>Classroom Rules Song</p> <p><i>lyrics and sheet music, Appendix A</i></p>	<p>There are two very important things that Deep Down Detectives do together: we worship God and we love one another. Our Classroom Rules Song reminds us how we should act. Let's sing it."</p> <p>Classroom Rules Song DDD ESV Songs 14, track 6</p> <p>Shh, be quiet while someone is talking, Raise your hand, if you have something to say, Don't touch your friend, sitting beside you, Obey your teachers, Be kind as you play. These are our classroom rules, These are our classroom rules, They help us worship God and love one another, These are our classroom rules.</p>
<p>Opening Prayer Time</p> <p><i>lyrics and sheet music, Appendix A</i></p>	<p>"Children, we need God's help to keep these rules. Let's ask Him to help us right now. Let's get ready and pray."</p> <p>Let's Pray DDD ESV Songs 14, track 7</p> <p>1-2-3! Fold your hands, Bow your head, Close your eyes. Let's pray! (<i>repeat</i>)</p> <p>"Let's pray:"</p> <p>★ Opening Prayer</p> <p>Dear Lord, We're so glad to get to gather together to worship You! Please help us keep the classroom rules. Please help us to love You and learn about You today. In Jesus' name, we pray. Amen.</p>

2. OPENING CIRCLE TIME, continued

★ = follow the stars for a short & simple lesson plan

Reveal the Big Question
Introduce the Big Question Box/Briefcase

lyrics and sheet music, Appendix A

“Detectives INVESTIGATE things. That means they ask questions and look for answers. Deep Down Detectives investigate big questions about God. The Big Question we are investigating today is right inside our Big Question Box/Briefcase.

The Big Question Box Song

DDD ESV Songs 14, track 8

We’ve got a Big box,
All closed up and locked,
Filled with the truths of God’s Word.

We’ve got a brief case,
There’s no time to waste,
Come on, kids, let’s open it up!

The Big Question under Investigation

VISUAL AID



of BQB

Big Question & Answer Sign, front side

**found in the DDD Unit 14 Visual Aids, ESV Book*

Ok, who would like to open for me and pull out the Big Question?”

Choose a child to open the box/briefcase, take out the Big Question and hand it to you, then hold up the Big Question sign for all the children to see, and say:

★ The Big Question we are investigating today is Big Question Number 14:

How Does God Want Us to Pray?

and the Answer is:

Every Night and Day...

Big Question Meaning

★ Prayer is talking and listening to God. It’s how God’s people enjoy more of the special closeness they have with Him. It is a little bit like the forever happiness they will have with God when they live with Him in heaven.

God’s people pray to God every night and day...and many times in between. There is so much to talk to Him about and God always wants to listen!

God’s people tell God how wonderful He is. They say sorry for how they have disobeyed Him. They thank Him for all He’s done for them and others. They ask Him to do great things. God’s people want to stay close to God because He is the most wonderful person that anyone can ever know.

Big Question Songs

★ “Let’s sing our Big Question Song:

Big Q & A 14 Song

Big Q & A 14 Song

DDD ESV Songs 14, track 12

(adapted version of “Old MacDonald Had a Farm”)

lyrics and sheet music, Appendix A

How does God want us to pray?
Ev’ry night and day!
How does God want us to pray?
Ev’ry night and day!

Ev’ry night, ev’ry day,
Ev’ry night, ev’ry day,
Ev’ry night and day!
How does God want us to pray?

2. OPENING CIRCLE TIME, continued



= follow the stars for a short & simple lesson plan

<p>Learning about the Big Question</p>	<p>Repeat the Big Question and Answer again: "How Does God Want Us to Pray? Every Night and Day!"</p> <p>Say: "Hmmm, I wonder what that means... Let's do our action rhyme/sing our song that explains it."</p> <p>Then do the action rhyme or sing the song using any of the optional motions suggested, if desired.</p>	
<p>Big Question Action Rhyme</p>	<p>Big Question 14 Action Rhyme</p>	<p>(POSSIBLE ACTIONS)</p>
	<p>When I pray, I talk to God, There's so, so much to say, "Oh, how very great you are, God!" I praise God, each night and day!</p>	<p><i>Make prayer hands</i></p> <p><i>Raise hands up to praise God</i></p>
	<p>When I pray, I talk to God, There's so, so much to say. "Forgive me, God, for disobeying!" I say "Sorry, God," each night and day!</p>	<p><i>Make prayer hands</i></p> <p><i>Shake head and make sad face</i></p>
	<p>When I pray, I talk to God. There's so, so much to say, "Thank You for so many good things, God!" I thank God, each night and day!</p>	<p><i>Make prayer hands</i></p> <p><i>Clap hands as a thank you</i></p>
<p>Big Question (Action Rhyme) Song</p>	<p>When I pray, I talk to God. There's so, so much to say. "Help me to love and obey You, God!" I ask God, each night and day!</p>	<p><i>Make prayer hands</i></p> <p><i>Place hand on heart</i></p>
<p><i>lyrics and sheet music, Appendix A</i></p>		
	<p>Big Question 14 Action Rhyme/ Song</p>	<p><i>DDD ESV Songs 14, track 13</i> (POSSIBLE ACTIONS)</p>
	<p>How does God want us to pray? Every night and day the ACTS way! How does God want us to pray? Every night and day the ACTS way! The ACTS way, what's it all about? The ACTS way, I just can't figure out!</p>	<p><i>Make prayer hands</i></p>
	<p>Refrain: A-C-T-S, say it with a shout, ACTS! I could tell you more, But I'd rather act it out.</p>	
	<p>A, A, A, stands for Adoration, We praise You, God of all creation, C, C, C, stands for Confession, We're sorry, God, to You our sins confessin,' Refrain</p>	<p><i>Raise hands up to praise God</i></p> <p><i>Shake head and make sad face</i></p>
	<p>T, T, T, stands for Thanksgiving, Thank You, God, for the good things You have given, S, S, S, Stands for Supplication, Help us, Lord, the God of our salvation.</p>	<p><i>Clap hands as a thank you</i></p> <p><i>Hold hands in front of you, palms up</i></p>
	<p>Now I've told you, Now let's go and act it out.</p>	

2. OPENING CIRCLE TIME, continued

★ = follow the stars for a short & simple lesson plan

Learning the Bible Truth

VISUAL take out

AID



of BQB

VISUAL AID

All the Bible Truths Sign

★ "Every Night and Day!" is a good beginning, but there's so more to learn. So it's time for us to dig down even deeper for more answers to our Big Question about God. We're going to be learning **FOUR** Bible truths that all tell us more about how God wants us to pray.

Who would like to hand me the picture with our four Bible truths on it? It's in the Big Question Box/Briefcase." *Choose a child to get it and hand it to you, then hold it up and show them the pictures of the four truths they will be learning.*

Bible Truth Clue

VISUAL take out

AID



of BQB

Bible Truth Clue Sign,
front side
VISUAL AID

After everyone has had a good look, say...

"Ok, we've learned three truths about how God wants us to pray. They are: "He Wants Us to Praise Him," "He Wants Us to Confess Our Sins to Him," and He Wants Us to Thank Him" (point to pictures as you identify each Bible Truth). Now let's look at our Bible Truth Clue sign and see if we can figure out which of these four truths we will be learning about today. Who would like to get it out of the Big Question Briefcase for me?"

Choose a child to open the briefcase, take out the Bible Truth Clue sign and hand it to you. Hold up the front side for the children to see. Cover up the answer, written along the bottom, and say:

**"How Does God Want Us to Pray?
Every Night and Day...
He Wants Us to ??? Him to Do Great Things!"**

Hint

We're missing one word. Here's the hint to what the missing word is. It says: "What do we do when we need someone to help us? This word starts with the letter "A" and it rhymes with "mask."

Can you guess? It's "Ask." So, the Bible Truth we are learning today is: *(uncover answer from bottom of sign, show it to them and say:)*

★ **"How Does God Want Us to Pray?
Every Night and Day...
He Wants Us to ASK Him to Do Great Things!"**

Bible Truth Meaning

★ And here is what this Bible Truth means: *(read the meaning off of the back of the sign, say:)*

One part of praying is a big word called "supplication." Supplication sounds like "supply" and that's what it means: asking God to supply us with something we need. God's people ask God to supply them with many things. They know that there is so much they cannot do or supply for themselves. They need God to give them these things.

They ask God to help them honor Him in how they live. They want Him to help them obey His laws so that when other people see how they live, they will praise God. They want Him to help them tell others about the wonderful things He has done. God's people also ask Him to take care of their needs and worries. Every day there are many things they need. Sometimes they are worried or scared about things. They tell God about them all. They know He delights to take care of His people.

They also ask God to help other people. They pray for God's people that He would help them. They pray for God to save people who don't trust in Jesus as their Savior. God's people pray for everyone, even people who are mean to them God's people ask God to do many great things. They know that He is a very great God. Nothing is too hard for Him to do. We can become God's people, too, when we turn away from their sins and trust in Jesus as their Savior. This is the first, most wonderful thing we can ask God to do for us!

2. OPENING CIRCLE TIME, continued

★ = follow the stars for a short & simple lesson plan

Learning the Bible Verse

"And how do I know this is true? God tells me so in His special book, the Bible."

The Bible Chant Song

Say or sing the Bible Chant Song.

lyrics and sheet music, Appendix A

The Bible Chant Song

DDD ESV Songs 14, track 9

The Bible, the Bible,
Let's get out the Bible.
Let's hear what God has to say.
The Bible, the Bible,
God's given us the Bible.
It's His Word for us to learn and obey! Yay!


Bible Verse

DDD 14.4 Bible Verse-front side (in the DDD Bible folder)

"Who would like to get our Bible folder out of the Big Question Briefcase for me?"

VISUAL AID

Place verse in take out



#4

DDD Bible Folder

of BQB

DDD Bible Folder

Choose a child to open the briefcase, take out the "Bible" folder and hand it to you. Remove the Bible Verse Picture from the "Bible" folder and hold it up for all the children to see, then say:

Psalm 17:6 tells us:

★ **Psalm 17:6, ESV**

"I call upon you, for you will answer me, O God; incline your ear to me; hear my words."

*found in the DDD Unit 14 Visual Aids, ESV Book

Learn a Little: "I call upon you, for you will answer me, O God."

Bible Verse Meaning

★ **What does that mean?**

God's people love to talk to God. They talk to Him every day. They know He is the great King over everything and everyone. He is the one, true God. He loves them and is mighty to help them. They know He will always hear their prayers and help them. How amazing that such a great God would care for people like you and me so much! He loves to hear our prayers and answer them in the way and in the timing, He knows is best. And what is the best, first prayer we can ask God to answer? To help us to turn away from our sins and trust in Jesus as our Savior. This is how we become God's people! Ask Him to help you.

2. OPENING CIRCLE TIME, continued

 = follow the stars for a short & simple lesson plan

**Bible Verse
Song**

We've said our Bible verse, now let's sing it!

*lyrics and sheet music,
Appendix A*

I Call on You, O God: Psalm 17:6

DDD ESV Songs 14, track 30

You might also enjoy:

I call on You, upon You, O God,
For You will answer me, answer me,
Incline Your ear to me, O God.
Hear my, hear my words.

*Give Ear to My Words, O
LORD
Psalm 5:1-3, ESV
DDD ESV Songs 14,
track 31*

I call on You, upon You, O God,
For You will answer me, answer me,
Incline Your ear to me, O God.
Hear my, hear my words.
Psalm Seventeen, six.

*I Will Do Whatever You
Ask in My Name
John 14:13, ESV
DDD ESV Songs 14,
track 32*

*Incline Your Ear
Psalm 86:1,15,16, ESV
DDD ESV Songs 14,
track 33;*

*Though the Earth Give Way
Psalm 46:1,2, ESV
DDD ESV Songs 14,
track 34;*








*Take Up the Whole Armor
Ephesians 6:13,16-18, ESV
DDD ESV Songs 14,
track 35;*

*For I Know the Plans
Jeremiah 29:11-12, ESV
DDD ESV Songs 14,
track 36*

2. OPENING CIRCLE TIME, continued



= follow the stars for a short & simple lesson plan

<p>Getting into the Case</p>	<p>"Now it's time to do a bit more deep down investigating. Let's see what Detective Dan wants us to help him figure out. Would someone like to get it out for me?"</p>
<p>Listening Assignments</p> <p>Place in  take out  of BQB</p>	<p>NOTE: Listening assignments are most suitable for ages 3+. Skip straight to the Bible story (see bottom of this page), if working with 2 year olds.</p> <p>"Let's open up our listening assignment and see what we are supposed to figure out today.</p> <p>Choose a child to take out the Listening Assignment (from the DDD Bible Folder) and hand it to you. Read Detective Dan's letter to the children that includes the listening assignment. The listening assignments are summarized below:</p>
<p>VISUAL AID</p> <p></p> <p>DDD Unit 14 Visual Aids, ESV</p>	<p>Detective Dan's Lesson #1 Listening Assignment:</p> <p>I need to find out:</p> <ol style="list-style-type: none"> 1. What happened when Peter prayed for the lame man? 2. What happened when the believers asked God to make them bold?
<p>VISUAL AID</p> <p></p> <p>DDD Unit 14 Visual Aids, ESV</p>	<p>Detective Dan's Lesson #2 Listening Assignment:</p> <p>Our Bible Verse is Psalm 17:6, ESV:</p> <p>"I call upon you, for you will answer me, O God; incline your ear to me; hear my words."</p> <p>I need to find out:</p> <ol style="list-style-type: none"> 1. Who called on God to make them bold? 2. How did God answer their prayers?
<p>VISUAL AID</p> <p></p> <p>*Listening Assignment #3 includes the Assignment Sheet, plus 6 clue pictures*</p> <p>DDD Unit 14 Visual Aids, ESV</p>	<p>Detective Dan's Lesson #3 Listening Assignment:</p> <p>I found six clues, but only 4 of them are in the story. They are: a cake, a jail, a leader, a lame man, a rug, the Holy Spirit in a heart.. Hold each of them up for the children to see as you identify them.</p> <p>I need to figure out:</p> <ol style="list-style-type: none"> 1. Which four belong in our story? 2. Who prayed for a lame man to be healed? Who prayed for God to help them boldly tell others about him? How did God answer these prayers?
<p>Tell the Bible Story</p> <p>Place story & pics in  take out  of BQB</p> <p>DDD Unit 14 Visual Aids, ESV</p> <p>Story text included in this book right after this lesson plan and in Visual Aids book</p>	<p>Then say, "Ok, Deep Down Detectives! Put on your best listening ears and see if you can hear the answers to Detective Dan's questions. When I finish telling the story, we will see if we can answer all the questions."</p> <p>Bible Story: The Case of the Daring Pray-ers Acts 3-4</p> <p>Read the Bible Truth story, putting up the Storyboard Pictures/holding up the Story Scenes as you tell it. Then have the children answer the listening assignment, present the gospel and lead in prayer.</p> <p>*Answers to questions, the gospel and ACTS prayer are included with the story text.*</p>

Lesson Plan: Big Question 14, Bible Truth 4

use with all THREE lessons

2. OPENING CIRCLE TIME, continued

★ = follow the stars for a short & simple lesson plan

<p>Story Response Song(s)</p> <p>Hymn</p> <p><i>lyrics and sheet music, Appendix A</i></p>	<p><i>As attention span and time allow, you might want to end with one of the following songs which also tie in with the unit. If desired, use the Music and Movement activity ideas while singing (listed with the Response Activities).</i></p> <p>What a Friend We Have in Jesus <i>DDD ESV Songs 14, track 18</i></p> <p>Verse 1 What a friend we have in Jesus, All our sins and griefs to bear! What a privilege to carry, Ev'rything to God in prayer!</p> <p>Verse 2 Have we trials and temptations? Is there trouble anywhere? We should never be discouraged, Take it to the Lord in prayer!</p> <p>Tie-in: "How does God want us to pray? Every night and day! Why does God want us to pray to Him every night and day? This song tells us some reasons. We pray to Him because when we trust in Jesus as our Savior, Jesus is our great loving and powerful friend--like no other friend we will ever have! He will forgive our sins. He will comfort us when we are sad. When we are tempted to disobey God, we can ask Him to help us...and He will! In trials and troubles and griefs (those are just big words for bad and sad things) God is always there to help us. What a great friend Jesus is to those who trust in Him!"</p>
--	--

<p>Praise Song</p> <p><i>lyrics and sheet music, Appendix A</i></p>	<p>Praise Song: Lord, I Want to Be a Christian <i>DDD ESV Songs 14, track 19</i></p> <p>Verse 1 Lord, I want to be a Christian in my heart, in my heart, Lord, I want to be a Christian in my heart. In my heart, in my heart, Lord, I want to be a Christian in my heart</p> <p>Verse 2 Lord, I want to be more loving in my heart, in my heart, Lord, I want to be more loving in my heart. In my heart, in my heart, Lord, I want to be more loving in my heart.</p> <p>Verse 3 Lord, I want to be more holy in my heart, in my heart, Lord, I want to be more holy in my heart. In my heart, in my heart, Lord, I want to be more holy in my heart.</p> <p>Tie-in: "How does God want us to pray? Every night and day! The Lord wants us to pray to Him and ask Him to help us to obey Him and love Him. That's what Christians--God's people--do! Let's sing a prayer asking God to help us right now!"</p>
--	--

3. TAKING ACTION: Response Activities *(choose from among these activities)*

<p>Transition to Activities</p>	<p>★ Well, Deep Down Detectives, you've done a great job diggin' deep down for answers in the truths of God's Word. Now it's time to enjoy some activities."</p> <p><i>Tell children what activity/s you are providing for them: either free play or some of the response activities listed below. When you are ready to dismiss them, use this song to help the children transition in an orderly fashion to their next activity.</i></p>
--	--

<p>Classroom Song, verse 2</p> <p><i>lyrics and sheet music, Appendix A</i></p>	<p>"Children, let's sing our Time to Play Song. When we are finished you may get up and walk over to our next activity."</p> <p>Classroom Song, verse 2 <i>DDD ESV Songs 14, track 2</i></p> <p>We've gathered together to worship God, We've gathered together to worship God, And now it's time to play.</p> <p><i>Dismiss the children to whatever activities you have prepared for them to do.</i></p>
--	--

Lesson Plan: Big Question 14, Bible Truth 4

use with all THREE lessons

p.10

3. TAKING ACTION: Response Activities (choose from among these activities) ★ = short & simple lesson plan

<p>Response Activities</p>	<p>Choose one or more activities appropriate for your children, based on classroom time and developmental needs. Add the Discussion Sheet to any activity for deeper learning. ★</p>
<p>Bible Verse Memory Game</p> <p><i>game directions, Appendix B</i></p>	<p>Though listed with the opening activities, you may choose to use this Bible verse game here instead (or as a repeat).</p> <ul style="list-style-type: none"> • Lesson 1 Game: Detective Mission Madness Practice • Lesson 2 Game: Duck, Duck, Goose • Lesson 3 Game: Slap, Clap and Stack <p>Use the Discussion Sheet with this activity for even deeper learning ★</p> <p>Discussion Questions</p>
<p>Music, Movement & Memory Activity</p> <p><i>game directions, Appendix B</i></p>	<p>A music activity that uses the songs from the Bible Truth and Big Question unit.</p> <ul style="list-style-type: none"> • DDD Songs for this Bible Truth, plus: • Lesson 1 Activity: Big Voice, Little Voice • Lesson 2 Activity: Sing, Dance and Fall Down • Lesson 3 Activity: Bottle Shakers <p>Use the Discussion Sheet with this activity for even deeper learning ★</p> <p>Discussion Questions</p>
<p>Bible Story Review Game</p> <p><i>game directions, Appendix B</i></p>	<p>A game that uses the storyboard pictures from the story to review the story.</p> <ul style="list-style-type: none"> • Lesson 1 Game: Who's in the Basket? • Lesson 2 Game: Going Fishing • Lesson 3 Game: Pony Express <p>Use the Discussion Sheet with this activity for even deeper learning ★</p> <p>Discussion Questions</p>
<p>Coloring Pages/ Take Home Sheets</p> <p><i>in Appendix C</i></p> <p>★</p>	<p>A coloring page related to the lesson assignment question is provided for each lesson. On the back of each are the key concepts, a few questions and a song for parents to use with their children.</p> <p>NOTE: Upgrade your coloring sheet to a more interesting craft by offering simple embellishments, such as jiggly eyes, craft sand, glitter, glitter glue, colored paper dots (made with a hole punch), fabric scraps, etc. Make cut-to-size glued-on clothes, hair, etc for characters by using a copy of the coloring sheet, cutting out the selected portions and making them the patterns for whatever you want to cut out of fabric, paper, foil, etc.</p> <ul style="list-style-type: none"> • Lesson 1 Coloring Sheet Emphasis: Bible Truth • Lesson 2 Coloring Sheet Emphasis: Bible Verse • Lesson 3 Coloring Sheet Emphasis: ACTS Prayer <p>Use the Discussion Sheet with this activity for even deeper learning ★</p> <p>Discussion Questions</p>
<p>Extra Crafts: Big Question Craft</p> <p><i>in Appendix C</i></p> <p>Bible Verse Craft</p> <p><i>in Appendix C</i></p> <p>Bible Story Puzzle</p> <p><i>in Appendix C</i></p>	<p>These crafts are slightly more complex than the coloring/take home sheets:</p> <p>The Bible Concept Go-and-Tell Craft is a craft that summarizes the Bible concept and includes the Bible verse is included for those desiring more than a coloring sheet. This more complex craft will involve gluing, sticking, etc. Can be used at any time.</p> <p>The Bible Story Coloring Sheet provides a tie in between the Bible story and the Bible truth they are learning.</p> <p>The Storyboard Picture Placement Page has been made into a puzzle that can be cut out and re-assembled by the children. This provides a nice summary of the story.</p> <p>Use the Discussion Sheet with these activities for even deeper learning ★</p> <p>Discussion Questions</p>
<p>Free Play Activities</p> <p><i>ideas in Appendix D</i></p> <p>★</p>	<p>Offer your own or some of the easy-to-make, free play activities suggested in Appendix D.</p>

4. CLOSING CIRCLE TIME *(End-of-session activities for the last 5-10 minutes of class time)*

★ = short & simple lesson plan

<p>Transition to Closing Circle</p> <p>Classroom Song, verse 3</p> <p><i>lyrics and sheet music, Appendix A</i></p>	<p><i>Use this song to help the children transition in an orderly fashion. Start singing this song and ask the children to gather with you for Closing Circle Time.</i></p> <p>Classroom Song, verse 3 <i>DDD ESV Songs 14, track 3</i></p> <p>It's time to get ready to go and tell, It's time to get ready to go and tell, Come gather here with me.</p>
<p>Closing Circle Time</p> <p>Classroom Song, verse 4</p> <p><i>lyrics and sheet music, Appendix A</i></p>	<p><i>When children are settled in the circle, say:</i></p> <p>"It's almost time for your parents to come pick you up. And do you know what that means? It means.... (draw this out to build anticipation and excitement)...that it's almost time to go home and....it's almost time to...Go and Tell! We have learned some big news about God today. God wants us to take and tell it to the whole world!"</p> <p>Classroom Song, verse 4 <i>DDD ESV Songs 14, track 4</i></p> <p>So what's our big news to go and tell, So what's our big news to go and tell, Can you tell me now?</p>
<p>Big News to Tell</p> <p>Big Question 14</p> <p><i>VISUAL AID</i></p> <p>#1</p> <p><i>*found in the DDD Unit 14 Visual Aids, ESV Book lyrics and sheet music, Appendix A</i></p> <p>Big Question 14, Bible Truth 4</p> <p><i>VISUAL AID</i></p> <p>#3</p>	<p>"Let's see....there's so much big news to tell! There's so much we've learned!</p> <p>First of all, can you tell me the answer to our Big Question: "How Does God Want Us to Pray?" <i>Hold up the Bible Truth Clue Picture.</i></p> <p>Say the answer with me: "Every Night and Day..."</p> <p><i>(If desired, you can sing one/both of the Big Question songs.)</i> <i>DDD ESV Songs 14, tracks 12,13</i></p> <p>And what's one way He does this? What did we learn? <i>Point to the picture.</i></p> <p>He Wants Us to Ask Him to Do Great Things!"</p> <p>And how do I know this is true? Can you tell me? Say it with me: "The Bible tells me so!" That's right!</p>
<p>Big Question 14 Bible Truth 4 Bible Verse</p> <p><i>VISUAL AID</i></p> <p>#4</p> <p><i>*found in the DDD Unit 14 Visual Aids, ESV Book lyrics and sheet music, Appendix A</i></p>	<p>We learned: Psalm 17:6, ESV</p> <p>"I call upon you, for you will answer me, O God; incline your ear to me; hear my words."</p> <p>Learn a Little: "I call upon you, for you will answer me, O God."</p> <p>What This Means:</p> <p>God's people love to talk to God. They talk to Him every day. They know He is the great King over all. He is the one, true God. And He loves them and is mighty to help them. They know He will hear their prayers and help them. How amazing that such a great God would care for people like you and me so much! He loves to hear our prayers and answer them in the way and in the timing, He knows is best!</p> <p><i>(If desired, you can sing the Bible verse song.)</i> <i>DDD ESV Songs 14, track 30</i></p>

4. CLOSING CIRCLE TIME, continued



= follow the stars for a short & simple lesson plan

<p>Closing ACTS Prayer Time</p> <p>ACTS Prayer Chant</p> <p><i>lyrics and sheet music, Appendix A</i></p>	<p><i>Let's ask God to help us to remember this and even tell others this good news. Let's get ready and pray our ACTS prayer.</i></p> <p><i>And what does ACTS mean? Let's sing/say our ACTS Prayer Chant!</i></p> <p>ACTS Prayer Chant Song <i>DDDESV Songs 14, tracks 10,11</i></p> <p>A, Adoration, God, we praise You! C, Confession, Forgive us our sins. T, Thanksgiving, Thank You for Jesus, S, Supplication, Help us to live like Him.</p> <p style="text-align: right;">That's the ACTS prayer, my friend, Bow your head, Close your eyes, Shhh, Let's begin.</p>
---	---

<p>Closing ACTS Prayer</p>	<p>"Let's pray!"</p> <p><i>Lead the children in the ACTS prayer for this Bible Truth.</i></p> <p>A God, we praise You for being the Builder of Your Church by Your Holy Spirit.</p> <p>C God, we confess that we are all sinners who need You to give us faith to believe in Jesus. We need Your Holy Spirit to work in our hearts. We need Jesus to be our Savior!</p> <p>T Thank You, God for calling people from every tribe, nation, and language to be Your people, the Church.</p> <p>S God, work in our hearts that we might turn away from our sins and trust in Jesus as our Savior. Send the Holy Spirit to live in our hearts that we might know and love You, and love Him. Build Your Church, in us and in people, all over the world!</p> <p style="text-align: center;">In Jesus' name, we pray. Amen.</p>
-----------------------------------	---

5. TAKING IT HOME *(Take Home Sheet)*

<p>Clean up and Dismissal </p>	<p>"Now it's time to work together and clean up." <i>Have the children join you in cleaning up the room.</i></p>
<p>Coloring Pages/ Take Home Sheets </p> <p><i>in Appendix C</i></p>	<p><i>Give out the craft/take home sheet and any other papers from the session, as you dismiss children from class.</i></p> <p><i>(Reminder: The back side of the coloring page is the take home sheet for each lesson.)</i></p>
<p>Bible Story to Take-Home</p> <p><i>in Appendix C</i></p>	<p>You may also want to include a copy of the story along with the take home sheet. (However, each coloring sheet/take home sheet includes a note to parents telling where they can download the story from the Parent Resources section on the website.)</p>

The Case of the Daring Pray-ers

Acts 3-4

**Story-telling Tips**

Ahead of time:

1. Read the Bible verses and story. Pray!
2. Choose story action cues and prepare storyboard figures/Story Scenes, if using. (In Visual Aids book)
3. Practice telling story with the storyboard figures/Story Scenes, timing your presentation. Shorten, if necessary.

During your presentation:

1. Maintain as much eye contact as possible as you tell the story.
2. Put up storyboard figures/add story action cues/hold up Story Scenes as you tell the story. Allow the children to help you put them on the board, if desired.
3. Include the children in your story with a few questions about what they think will happen or words/concepts that might be new to them.
4. Watch the kids for signs that their attention span has been reached. Shorten, if necessary.

INTRODUCTION/ LISTENING ASSIGNMENTS

“Our story is called: The Case of the Daring Pray-ers. Here is your listening assignment... ”

Read the assignment for your lesson using Detective Dan’s Listening Assignment sign or the text below:

Detective Dan’s Lesson #1 Listening Assignment:

I need to find out:

- 1. What happened when Peter prayed for the lame man?**
- 2. What happened when the believers asked God to make them bold?**

Detective Dan’s Lesson #2 Listening Assignment:**Our Bible Verse is Psalm 17:6, ESV:**

“I call upon you, for you will answer me, O God; incline your ear to me; hear my words.”

I need to find out:

- 1. Who called on God to make them bold?**
- 2. How did God answer their prayers?**

Detective Dan’s Lesson #3 Listening Assignment:

I found six clues, but only 4 of them are in the story.

They are: a cake, a jail, a leader, a lame man, a rug, the Holy Spirit in a heart..

Hold each of them up for the children to see as you identify them.

I need to figure out:

- 1. Which four belong in our story?**
- 2. Who prayed for a lame man to be healed? Who prayed for God to help them boldly tell others about him? How did God answer these prayers?**

Read the assignment questions, THEN SAY,

“Ok, Deep Down Detectives! Put on your best listening ears and see if you can hear the answers to Detective Dan’s questions. When I finish telling the story, we will see if we can answer all the questions.”

Read the Bible Truth story, answer questions, present the gospel and lead in prayer.

Answers to questions; the gospel; and, ACTS prayer are included with the story text.

The Case of the Daring Pray-ers *Acts 3-4**Story with lines separating paragraphs (text in bold, optional interaction cues in italics)***The first Christians gathered together to pray. They had so much to talk to God about!****They praised Him for being the great God who loved His people and raised Jesus from the dead. They confessed their sins to God, and they thanked Him sending Jesus to die on the cross to forgive their sins and save them.****But there was something else those first Christians prayed as they gathered together. They asked God to do amazing things that would bring Him GLORY. That is, they wanted others to know Him and see how great He is.****“Help us to love each other as You have loved us in Jesus,” they prayed. “Help us to show and tell others that Jesus really is Your Son and He really is the Savior,” they asked. “Help us not to be scared of our enemies who want to hurt us because we believe in Jesus. Work in the hearts of many people. Help them to turn away from their sins and trust in Jesus as their Savior,” they prayed. All these things would bring glory to God’s name.****And did God answer these prayers? Did He do these amazing things?***What do you think?***Oh yes, He did answer them! The Bible has lots of stories of the amazing things God did in answer to their prayers. Let’s hear one.****Lots of people were walking to the Temple, God’s special worship place in Jerusalem. It was time for evening prayers. Peter and John, two of Jesus’ disciples, were going there to pray, too. There was so much to pray for! They wanted to live for Jesus. They wanted to tell the world about Jesus. They wanted God to do amazing things to show how great He is that all might praise and worship Him. These are the kinds of prayers God loves to answer.****But even before Peter and John entered the Temple to pray, God was already answering their prayers. At the Temple gate, there was a man begging for money. Why was he begging instead of working for it?***What do you think?***He was begging because he had been born lame. (That means when he was born, his legs didn’t work, and he never was able to walk.) And back then, if your legs didn’t work, then you couldn’t work. All you could do is beg. So that’s why, day after day, this man was carried to the Temple gates and begged for money from the people coming to worship God.****“Help me! Give me money, please,” the lame man asked Peter and John, as they passed by. What would Peter and John do? Would they give this poor man some money?***What do you think?***No, they would NOT!****Does that surprise you? Does it sound like Peter and John were being mean? Didn’t they care about this man?**

Story with lines separating paragraphs (text in bold, optional interaction cues in italics)

But Peter and John were NOT being mean, and they DID care about this man. They weren't going to give this man MONEY because God had something FAR BETTER to give this lame man. And God was going to use Peter and John to give it to him. Can you guess what God would do?

Can you guess?

"I don't have money to give you," Peter said to the man, "but what I do have, I give to you. In the name of Jesus Christ, rise up and walk!" Peter took the man by the hand and raised him up to his feet. And wonder of wonders, the lame man's feet and ankles got strong. His legs worked. God had healed this man through Jesus. The man was so happy!

Together Peter, John, and the man went into the Temple. Peter and John walked, but not that man. No! He couldn't just walk! He was so excited. He had to do more than that. Can you guess what he did?

Can you guess?

The Bible tells us that he went into the Temple walking and leaping and praising God. Peter and John praised God, too. God was answering their prayers to do amazing things, things that would show others that Jesus really was God's Son, the Savior.

But God was not done answering their prayers that day. He was just beginning! Now, He would answer their prayers to tell others about Jesus so they might be saved.

As Peter, John, and the beggar man came into the Temple area, everyone saw the man and was amazed. "Look! It's the lame man! He's been healed! Look at him, walking and leaping and praising God!" they exclaimed.

The crowd rushed over to the three men, eager to hear how this amazing thing had happened. Peter was happy to tell them: "God used us to heal this man, but it's not because we are anything special," Peter told them. "This man has been healed through Jesus. Jesus is the One who is special!" Peter explained.

"Jesus is the Savior God promised to send. He lived a perfect life and offered it as the full payment for the sins of God's people when He died on the cross," Peter told the people. "On the third day, God raised Jesus from the dead. He had really beaten sin and death for God's people," Peter exclaimed. "Turn away from your sins, trust in Jesus as your Savior, and be saved. This is how you can become God's people, too," Peter told them.

Many people heard Peter share the good news of Jesus, but would many people believe?

What do you think?

Yes, they did! God's Holy Spirit worked in their hearts as they listened. He helped them believe. "We want to turn away from our sins. We want to trust in Jesus as our Savior," they told Peter and John. Peter and John praised God for answering their prayers in such big ways.

But guess what? God was STILL NOT DONE answering their prayers that day! He planned to do EVEN MORE through Peter, John, and that beggar man. And this time, it was with Jesus' enemies: the leaders in the Temple.

Bible Story for Big Question 14, Bible Truth 4**P.4***Story with lines separating paragraphs (text in bold, optional interaction cues in italics)*

Someone in the crowd went to the leaders and told them the big news: "The lame beggarman, he's healed! Those Christians, Peter and John, healed him in the name of Jesus! "Now, there's a huge crowd listening to them. Many are putting their trust in Jesus as their Savior," they were told.

The leaders rushed over to see for themselves. "Oh, no! This is terrible!" The leaders said to each other. "Jesus isn't God's promised Savior. He's just a fake. We must stop Peter and John from talking about Jesus and from doing amazing things in His name. Send out the soldiers! Arrest those men! Right now!"

The soldiers quickly obeyed. They grabbed Peter and John and put them in jail for the night. The next day, the Temple leaders would decide how to punish them and stop them from talking about Jesus.

Peter and John had so much to talk to God about that night! They could praise Him for being the great God who was all-powerful. He could take care of them, even in jail. And, they could ask God to do more amazing things the next day when they faced the Temple leaders.

That night, they may have prayed: "Lord, help us not to be afraid of our enemies. Help us to keep on telling people about Jesus, no matter what!" The Bible doesn't tell us exactly what they prayed, but the next day, God certainly answered all these kinds of prayers.

Soldiers came and took Peter and John to the Temple leaders that morning. "Stop telling people about Jesus! Stop saying that God is doing these amazing things through Jesus!" the leaders ordered Peter and John. "If you don't stop, we will have to hurt you," they warned.

These were scary warnings. Peter and John knew those soldiers who could hurt them badly. It would be easy for them to be scared. It would be easy to stop talking about Jesus and not get hurt. What would Peter and John do?

What do you think they did?

Peter and John stood firm. God was at work in them, answering their prayers with amazing things once more. God's Holy Spirit worked in their hearts. He made Peter and John brave. He gave them just the right words to say back to those leaders. "We will not stop talking about Jesus," Peter and John told them. "We will not stop doing amazing things through Jesus. He really is the Savior! We don't care what you do to us."

The leaders were amazed. They had nothing else they could do. They let Peter and John go.

And what did Peter and John do when they were freed? They gathered the other Christians together and told them about all the amazing things that God had done. Then, all together, they asked God to keep making them bold and to keep doing amazing things. They wanted everyone to put their trust in Jesus.

And that's just what God did!

Cracking the Case: (story wrap-up for Listening Assignments)

It's time to see how we did with our Listening Assignment.

Detective Dan's Lesson 1 Listening Assignment:

- 1. What happened when Peter prayed for the lame man?** God healed him so he could walk!
- 2. What happened when the believers asked God to make them bold?** God worked in their hearts and made them bold to keep on telling about Jesus.

For You and Me:

God loves for His people to ask Him to help them. They need His help to live for Him. God wants them to depend upon Him. This shows them how much He loves them and what a great God He is. God wants us to pray and ask Him for help, too. He wants us to ask him to help us turn away from our sins and trust in Jesus as our Savior. And He wants us to ask Him to help us live for Him all the days of our lives.

Detective Dan's Lesson 2 Listening Assignment:**Our Bible Verse is: Psalm 17:6, ESV:**

"I call upon you, for you will answer me, O God; incline your ear to me; hear my words."

- 1. Who called on God to make them bold?** God's people, gathered together.
- 2. How did God answer their prayers?** God's Holy Spirit worked in their hearts and made them bold to speak about Him.

For You and Me:

God loves for His people to ask Him to help them. They need His help to live for Him. God wants them to depend upon Him. This shows them how much He loves them and what a great God He is. God wants us to pray and ask Him for help, too. He wants us to ask him to help us turn away from our sins and trust in Jesus as our Savior. And He wants us to ask Him to help us live for Him all the days of our lives.

Detective Dan's Lesson 3 Listening Assignment:

Our six clues were: a cake, a jail, a leader, a lame man, a rug, the Holy Spirit in a heart.

1. Which four belong in our story?

The jail, leader, lame man, and Holy Spirit in a heart belong. The cake and the rug do not.

2. Who prayed for a lame man to be healed? Who prayed for God to help them boldly tell others about him? How did God answer these prayers?

Peter prayed for the lame man to be healed. Peter, John and other Christians gathered together to pray. God answered their prayers by making them bold and helping them tell more people the good news of Jesus.

For You and Me:

God loves for His people to ask Him to help them. They need His help to live for Him. God wants them to depend upon Him. This shows them how much He loves them and what a great God He is. God wants us to pray and ask Him for help, too. He wants us to ask him to help us turn away from our sins and trust in Jesus as our Savior. And He wants us to ask Him to help us live for Him all the days of our lives.

The Gospel (story wrap-up if NOT using Listening Assignments)**Our Bible Truth is:****How Does God Want Us to Pray? Every Night and Day...****He Wants Us to Ask Him to Do Great Things!**

How does God want us to pray? Every night and day... He wants us to ask Him to do great things.

God's people ask Him for many things. They know that He can do great things, since He's already done the greatest thing of all: save them from their sins. You see, all people have chosen to disobey God and deserve His punishment for their sins. But God, in His mercy, sent His Son, Jesus. Jesus lived a perfect life, and He offered it as the full payment for the sins of God's people when He died on the cross. Then, on Day Three, Jesus rose from the dead in victory. He had beaten sin and death! God's people know if Jesus could do this for them, there is nothing He cannot do for their good and to show how great God is. They pray and ask Him to do more great things in them and in the world. God can do great things in us, too. If we ask Him, He can work in our hearts and make us His people. He can help us turn away from disobeying God and trust in Jesus as our Savior. He can help us to ask Him to do other great things, too.

Close in prayer.

Closing ACTS Prayer

- A** We praise You, God, for being so great and so able to help us. You are the God who listens and answers prayer!
- C** God, we know You answer prayers and can help us, but many times we don't even remember to ask for Your help. We forget You. We need a Savior!
- T** Thank You, God, that nothing is too hard for You! Thank You that You are always near and always hear our prayers. Thank You that You have given us what we need most of all: Jesus, to save us from our sins.
- S** God, work in our hearts. Help us to turn away from our sins and trust in Jesus as our Savior. Help us to keep talking to You throughout our day. Do great things in our lives. Help us to live for You. Do great things in this world. Help us all to trust in You as our Savior. In Jesus' name, we pray, Amen.

Go to Lesson Plan, p.9 for the script to the rest of the lesson.

Deep Down Discussion Sheet

use with all THREE lessons

Use with all response activities for deeper learning



P.1

Questions to aid discussion of the key concepts and for use in games

Be familiar with these questions and answers. Look for opportunities to ask questions and discuss their answers, such as while the children work on their coloring pages, as part of their response games, or during play time. Remember: your goal isn't to ask all these questions or only talk to the children about these things. It is to be deliberate in having good conversations with them, however much or little you have.

<p>BIG QUESTION Meaning</p>	<p>How Does God Want Us to Pray? Every Night and Day!!! Prayer is talking and listening to God. It's how God's people enjoy more of the special closeness they have with Him. It is a little bit like the forever happiness they will have with God when they live with Him in heaven. God's people pray to God every night and day...and many times in between. There is so much to talk to Him about and God always wants to listen! God's people tell God how wonderful He is. They say sorry for how they have disobeyed Him. They thank Him for all He's done for them and others. They ask Him to do great things. God's people want to stay close to God because He is the most wonderful person that anyone can ever know.</p>
<p>Discussion Questions</p>	<p>1. Prayer is talking and listening to whom? <i>God.</i> 2. How do God's people enjoy more of the special closeness they have with God? <i>By praying.</i> 3. What is a little bit like the forever happiness God's people will have with God when they live with Him in heaven? <i>Prayer.</i> 4. What kinds of things do God's people pray about? <i>They tell God how wonderful He is. They say sorry for how they've disobeyed God; They thank God for all He's done for them. They ask Him to do great things.</i> 5. Why do God's people want to stay close to Him? <i>Because He is the most wonderful person anyone can ever know.</i></p>
<p><i>choose a few</i></p>	
<p>BIBLE TRUTH</p>	<p>Every Night and Day...He Wants Us to Ask Him to Do Great Things! One part of praying is a big word called "supplication." Supplication sounds like "supply" and that's what it means: asking God to supply us with something we need. God's people ask God to supply them with many things. They know that there is so much they cannot do or supply for themselves. They need God to give them these things.</p>
<p>Meaning</p>	<p>They ask God to help them honor Him in how they live. They want Him to help them obey His laws so that when other people see how they live, they will praise God. They want Him to help them tell others about the wonderful things He has done. God's people also ask Him to take care of their needs and worries. Every day there are many things they need. Sometimes they are worried or scared about things. They tell God about them all. They know He delights to take care of His people.</p>
<p>Discussion Questions</p>	<p>They also ask God to help other people. They pray for God's people that He would help them. They pray for God to save people who don't trust in Jesus as their Savior. God's people pray for everyone, even people who are mean to them God's people ask God to do many great things. They know that He is a very great God. Nothing is too hard for Him to do. We can become God's people, too, when we turn away from their sins and trust in Jesus as their Savior. This is the first, most wonderful thing we can ask God to do for us!</p>
<p>Discussion Questions</p>	<p>1. What is the big word for asking God to do something? <i>Supplication.</i> 2. What kinds of things do God's people ask God to do? <i>Help them live to honor Him in how they live; help them obey His laws; help Him tell others about Him; Ask for things they need; Ask Him to take care of their needs and worries.</i> 3. Who do God's people pray for besides themselves? <i>Everyone!</i> 4. Why do God's people know that can ask great things of God? <i>Because God is a very great God. Nothing is too hard for Him to do.</i> 5. How can we become God's people? <i>By turning away from our sins and trusting in Jesus as our Savior.</i></p>
<p><i>choose a few</i></p>	

Deep Down Discussion Sheet

use with all THREE lessons

P.2

Questions to aid discussion of the key concepts and for use in games

THE GOSPEL

What is the good news of God? *It's the gospel? Through Jesus, God has given us what we need the most. You see, all people choose to disobey God and deserve His punishment. But God, in His mercy, sent His Son, Jesus, to live a perfect life and offer it as the full payment for the sins of God's people. On the third day, Jesus rose from the dead in victory. He had beaten sin and death for God's people. Now, all who turn away from their sins and trust in Jesus as their Savior can be forgiven their sins. They get to be God's people. We can be forgiven our sins and become God's people, too, if we turn away from our sins and trust in Jesus as our Savior. Ask Him to help you. He loves to do this.*

BIBLE TRUTH BIBLE VERSE

"I call upon you, for you will answer me, O God; incline your ear to me; hear my words."
--Psalm 17:6, ESV

Meaning

God's people love to talk to God. They talk to Him every day. They know He is the great King over everything and everyone. He is the one, true God. He loves them and is mighty to help them. They know He will always hear their prayers and help them. How amazing that such a great God would care for people like you and me so much! He loves to hear our prayers and answer them in the way and in the timing, He knows is best. And what is the best, first prayer we can ask God to answer? To help us to turn away from our sins and trust in Jesus as our Savior. This is how we become God's people! Ask Him to help you.

Discussion Questions

choose a few

1. Who do God's people call upon (pray to) when they are in need? *They call on God.*
2. How often do God's people ask God for help? *Every day! They always need His help.*
3. How does God treat His people? *He loves them and is mighty to help them.*
4. What do they know God will do when they pray to Him? *He will answer them.*
5. How does God answer His people's prayers? *He answers them in just the right way, at just the right time. God always knows what is best and does what is best for them!*
6. What is the best, first prayer we can ask God to answer? *We can ask Him to help us to turn away from our sins and trust in Jesus as our Savior. This is how we become God's people.*

BIBLE STORY

The Case of the Daring Pray-ers

Discussion Questions

choose a few

1. What did the first Christians gather to pray about? *They praised God for being their great God. They confessed their sins to God, and they thanked Him the many good things He did for them. And, they asked Him to do great things.*
2. What kinds of things did they ask God to do? *To love each other; to not be scared of their enemies when they shared about Jesus; and, to help many people believe in Jesus as their Savior.*
3. What did Peter and John give the lame beggar man who sat near the Temple gates? *They asked God to heal his legs by God's great power, and God did.*
4. What did Peter and John tell the people who saw the lame man healed? *That it was because of Jesus that this man was healed. They told them to turn away from disobeying God and trust in Jesus as their Savior.*
5. What did the important teachers think when they saw all of this? *They were upset. They wanted to stop Peter and John.*
6. What did the important teachers do to Peter and John? *They arrested them and they told them to stop telling people about Jesus. But Peter and John refused!*
7. What did the believers in Jesus do when they gathered together with Peter and John? *They prayed that God would do more great things through them. They prayed that He would make them brave to keep on telling others about Jesus. God answered their prayers!*
8. What is the message that Peter, John, and the other believers asked God to help them boldly tell? *The gospel! The good news that God forgives the sins of all who turn away from their sins and trust in Jesus as their Savior. This is the good news God wants us to receive, too! Ask Him to help you!*

DEEP DOWN DETECTIVES

Curriculum Resources



**Appendix A:
Unit 14 Songs, ESV**

Index of Songs

TRACK NUMBERS	150
GENERAL CLASSROOM SONGS (USED EVERY LESSON, EVERY UNIT)	
Lyrics:	
The Classroom Song vs.1-4	153
Deep Down Detectives Theme Song	154
The Classroom Rules Song	154
Let's Pray Song	155
The Big Question Box Song	155
The Bible Chant Song	156
ACTS Prayer Song	156
Sheet Music :	
The Classroom Song vs.1-4	157
Deep Down Detectives Theme Song	157
The Classroom Rules Song	158
Let's Pray Song	158
The Big Question Box Song	159
The Bible Chant Song	159
ACTS Prayer Song	160
Unit 14: The God Who Delights in Our Prayers	
Unit 14 Songs Lyrics:	
Big Q & A 14 Song	163
Big Question 14 Song: How Does God Want Us to Pray?	164
Big Question 14 Bible Verse Song: Don't Be Anxious Philippians 4:5-6, ESV	165
<i>Extra Big Question 14 Bible Verse Song: The Lord Is at Hand Philippians 4:5-6, ESV</i>	166
<i>Extra Big Question 14 Bible Verse Song: At Hand Philippians 4:5-6, ESV</i>	167
<i>Extra Big Question 14 Bible Verse Song: When You Pray Say Father Luke 11:2-4, ESV</i>	168
Big Question 14 Hymn: What a Friend We Have in Jesus v.1	169
Big Question 14 Praise Song: Lord, I Want to Be a Christian	170
Unit 14 Songs Sheet Music	
Unit 14 Songs Lyrics:	
Big Q & A 14 Song	171
Big Question 14 Song: How Does God Want Us to Pray?	172
Big Question 14 Bible Verse Song: Don't Be Anxious Philippians 4:5-6, ESV	174
<i>Extra Big Question 14 Bible Verse Song: The Lord Is at Hand Philippians 4:5-6, ESV</i>	174
<i>Extra Big Question 14 Bible Verse Song: At Hand Philippians 4:5-6, ESV</i>	175
<i>Extra Big Question 14 Bible Verse Song: When You Pray Say Father Luke 11:2-4, ESV</i>	177
Big Question 14 Hymn: What a Friend We Have in Jesus v.1	179
Big Question 14 Praise Song: Lord, I Want to Be a Christian	180

How Does God Want Us to Pray? Every Night and Day...**Bible Truth 1: He Wants Us to Praise Him****Lyrics:**

Bible Verse: May All Who Seek You Rejoice Psalm 40:16, ESV	183
Extra Bible Verse: May All Who Seek You Psalm 40:16, ESV	184
Extra Bible Verse: Make a Joyful Noise Psalm 100:1-6 ESV	185
Extra Bible Verse: Noise, Noise, Noise Psalm 100:1-4, ESV	186
Extra Bible Verse: Proclaim the Name Deuteronomy 32:4 ESV	187
Extra Bible Verse: I Will Proclaim Deuteronomy 32:4 HCSB	188

Sheet Music:

Bible Verse: May All Who Seek You Rejoice Psalm 40:16, ESV	189
Extra Bible Verse: May All Who Seek You Psalm 40:16, ESV	190
Extra Bible Verse: Make a Joyful Noise Psalm 100:1-6 ESV	192
Extra Bible Verse: Noise, Noise, Noise Psalm 100:1-4, ESV	193
Extra Bible Verse: Proclaim the Name Deuteronomy 32:4 ESV	194
Extra Bible Verse: I Will Proclaim Deuteronomy 32:4 HCSB	195

Bible Truth 2: He Wants Us to Confess Our Sins to Him**Lyrics:**

Bible Verse: I Acknowledged My Sin Psalm 32:5, ESV	196
Extra Bible Verse: Help Us, O God of Our Salvation Psalm 79:9, ESV	197

Sheet Music:

Bible Verse: I Acknowledged My Sin Psalm 32:5, ESV	198
Extra Bible Verse: Help Us, O God of Our Salvation Psalm 79:9, ESV	199

Bible Truth 3: He Wants Us to Thank Him**Lyrics:**

Bible Verse: Give Thanks to the LORD Psalm 105:1,2, ESV	200
Extra Bible Verse: Give Thanks Psalm 107:8, NIV 1984	201
Extra Bible Verse: Bless the LORD, O My Soul Psalm 103:1-5, ESV	202

Sheet Music:

Bible Verse: Give Thanks to the LORD Psalm 105:1,2, ESV	203
Extra Bible Verse: Give Thanks Psalm 107:8, NIV 1984	204
Extra Bible Verse: Bless the LORD, O My Soul Psalm 103:1-5, ESV	205

Bible Truth 4: He Wants Us to Ask Him to Do Great Things**Lyrics:**

Bible Verse: Give Ear to My Words, O LORD Psalm 5:1-3, ESV	207
Extra Bible Verse: I Call On You, O God Psalm 17:6, ESV	208
Extra Bible Verse: I Will Do Whatever You Ask in My Name John 14:13, ESV	209
Extra Bible Verse: Incline Your Ear Psalm 86:1,15,16, ESV	210
Extra Bible Verse: Though the Earth Give Way Psalm 46:1,2, ESV	211
Extra Bible Verse: Take Up the Whole Armor Ephesians 6:13,16-18, ESV	212
Extra Bible Verse: For I Know the Plans Jeremiah 29:11-12, ESV	213

Sheet Music:

Bible Verse: Give Ear to My Words, O LORD Psalm 5:1-3, ESV	214
Extra Bible Verse: I Call On You, O God Psalm 17:6, ESV	215
Extra Bible Verse: I Will Do Whatever You Ask in My Name John 14:13, ESV	216
Extra Bible Verse: Incline Your Ear Psalm 86:1,15,16, ESV	217
Extra Bible Verse: Though the Earth Give Way Psalm 46:1,2, ESV	219
Extra Bible Verse: Take Up the Whole Armor Ephesians 6:13,16-18, ESV	220
Extra Bible Verse: For I Know the Plans Jeremiah 29:11-12, ESV	222

Deep Down Detectives ESV Songs 14 Track Numbers

This is a listing of all songs mentioned in the unit curriculum. You may or may not choose to use all of the songs. They are listed in easy-reference order--NOT in the order used in the curriculum. You may choose to simply burn a CD/load them onto an mp3 device in this order. Or, you may want to do what we do: choose the songs we want to use and create a play list of them in that order. Then, we burn a CD/upload the play list onto an mp3 device. A teacher only has to click forward to the next song, instead of hunting for the right track. The track number have been included as part of the title of each song, teachers will still have a reference to the track number listed in the curriculum (same as those listed below), even if you change the order on your customized play list.

SONGS USED EVERY UNIT OF THE CURRICULUM

- 1 The Classroom Song v.1
- 2 The Classroom Song v.2
- 3 The Classroom Song v.3
- 4 The Classroom Song v.4
- 5 Deep Down Detectives Theme Song
- 6 The Classroom Rules Song
- 7 Let's Pray Song
- 8 The Big Question Box Song
- 9 The Bible Chant Song
- 10 ACTS Prayer Song (Short Version)
- 11 ACTS Prayer Song (Full Version)

Why the Extra Songs?

Deep Down Detectives is a curriculum used by a wide age-span of kids. Sometimes one of the other songs is a better fit for your kids. Or, you may simply want to teach them more songs on the same Bible Truth. Use as many or as few as you want.

UNIT 14: THE GOD WHO ANSWERS PRAYERS

- 12 Big Q & A 14 Song
- 13 Big Question 14 Song: How Does God Want Us to Pray?
- 14 Big Question 14 Bible Verse Song: Don't Be Anxious Philippians 4:5-6, ESV
- 15 Extra Big Question 14 Bible Verse Song: The Lord Is at Hand Philippians 4:5-6, ESV
- 16 Extra Big Question 14 Bible Verse Song: At Hand Philippians 4:5-6, ESV
- 17 Extra Big Question 14 Bible Verse Song: When You Pray Say Father Luke 11:2-4, ESV
- 18 Big Question 14 Hymn: What a Friend We Have in Jesus v.1
- 19 Big Question 14 Praise Song: Lord, I Want to Be a Christian

How Does God Want Us to Pray? Every Night and Day...

Bible Truth 1: He Wants Us to Praise Him

- 20 Bible Verse: May All Who Seek You Rejoice Psalm 40:16, ESV
- 21 Extra Bible Verse: Make a Joyful Noise Psalm 100:1-6, ESV
- 22 Extra Bible Verse: Noise, Noise, Noise Psalm 100:1-4, ESV (other version)
- 23 Extra Bible Verse: Proclaim the Name Deuteronomy 32:4, ESV
- 24 Extra Bible Verse: I Will Proclaim Deuteronomy 32:4, HCSB

Bible Truth 2: He Wants Us to Confess Our Sins

- 25 Bible Verse: I Acknowledged My Sin Psalm 32:5, ESV
- 26 Extra Bible Verse: Help Us, O God of Our Salvation Psalm 79:9, ESV

Bible Truth 3: He Wants Us to Thank Him

- 27 Bible Verse: Give Thanks Psalm 107:8, NIV 1984
- 28 Extra Bible Verse: Give Thanks to the LORD Psalm 105:1,2, ESV
- 29 Extra Bible Verse: Bless the LORD, O My Soul Psalm 103:1-5, ESV

Bible Truth 4: He Wants Us to Ask Him to Do Great Things

- 30 Bible Verse: I Call On You, O God Psalm 17:6, ESV
- 31 Extra Bible Verse: Give Ear to My Words, O LORD Psalm 5:1-3, ESV
- 32 Extra Bible Verse: I Will Do Whatever You Ask in My Name John 14:13, ESV
- 33 Extra Bible Verse: Incline Your Ear Psalm 86:1,15,16, ESV
- 34 Extra Bible Verse: Though the Earth Give Way Psalm 46:1,2, ESV
- 35 Extra Bible Verse: Take Up the Whole Armor Ephesians 6:13,16-18, ESV
- 36 Extra Bible Verse: For I Know the Plans Jeremiah 29:11-12, ESV

DEEP DOWN DETECTIVES

Curriculum Resources



**General Classroom Songs
(used every lesson
of the curriculum)**

Unit 14 Lyrics

The Classroom Song

DDD ESV Unit 14 Songs, Tracks 1-4

Verse 1

Let's gather together to worship God,
Let's gather together to worship God,
Come gather now with me!

Verse 2

We've gathered together to worship God,
We've gathered together to worship God,
And now it's time to play.

Verse 3

It's time to get ready to go and tell,
It's time to get ready to go and tell,
Come gather here with me.

Verse 4

So what's our big news to go and tell,
So what's our big news to go and tell,
Can you tell me now?

Unit 14 Lyrics

Deep Down Detectives Theme Song

DDD ESV Unit 14 Songs, Track 5

We're Deep Down Detectives,
diggin' deep in God's Word,
For truths about God and His plans for this world,
We're seeking to love Him, with all of our heart,
We're Deep Down Detectives!
Come on! Let's start!

Words and Music: Constance Dever ©2015

Classroom Rules Song

DDD ESV Unit 14 Songs, Track 6

Shh, be quiet while someone is talking,
Raise your hand, if you have something to say,
Don't touch your friend, sitting beside you,
Obey your teachers, Be kind as you play.
These are our classroom rules,
These are our classroom rules,
They help us worship God and love one another,
These are our classroom rules.

Words and Music: Constance Dever ©2015

Unit 14 Lyrics

Let's Pray

DDD ESV Unit 14 Songs, Track 7

1-2-3!

Fold your hands,

Bow your head,

Close your eyes.

Let's pray! (*repeat*)

Words and Music: Constance Dever ©2015

Big Question Box Song

DDD ESV Unit 14 Songs, Track 8

The Big Question Box Song

We've got a big box,

All closed up and locked,

Filled with the truths of God's Word.

We've got a brief case,

There's no time to waste,

Come on, kids, let's open it up!

Words and Music: Constance Dever ©2015

Unit 14 Lyrics

The Bible Chant Song

DDD ESV Unit 14 Songs, Track
9

The Bible, the Bible,
Let's get out the Bible.
Let's hear what God has to say.
The Bible, the Bible,
God's given us the Bible.
It's His Word for us to learn and obey! Yay!

Words and Music: Constance Dever ©2015

The ACTS Prayer Song

DDD ESV Songs, Tracks 10,11

A: Adoration, God, we praise You,
C: Confession, Forgive us our sins,
T: Thanksgiving, Thank You for Jesus,
S: Supplication, Help us live like Him. (repeat)

That's the A-C-T-S prayer, my friend,
Bow your head, Close your eyes, Shhh,
Let's begin!

Words and Music: Constance Dever ©2016

The Classroom Song

DDD ESV Unit 14 Songs, Tracks 1-4

1. Let's ga - ther to - geth - er to wor - ship God. Let's ga - ther to -
 2. We've ga - thered to - geth - er to wor - ship God. We've ga - thered to -
 3. It's time to get read - y to go and tell, It's time to get
 4. So what's our big news___ to go and tell? So what's our big

6
 geth - er to wor - ship God. Come ga - ther here with me._____
 geth - er to wor - ship God. And now it's time to play!_____
 read - y to go and tell. Come ga - ther here with me!_____
 news___ to go and tell?_____ Can you tell me now?_____

Words and Music: Constance Dever ©2013

Deep Down Detectives Theme Song

DDD ESV Unit 14 Songs, Track 5

We're Deep Down De - tec - tives! Dig - gin' deep in God's Word, For truths a bout God, and_ His

4
 plans for this world,_____ We're seek - ing to love___ Him,___ with

6
 all of our heart,_____ We're Deep Down De - tec - tives! Come on! Let's start!

Words and Music: Constance Dever ©2014

The Classroom Rules Song

DDD ESV Unit 14 Songs, Track

C F G C F G

Shh! Be qui - et while some one is talk ing, Raise your hand when you have some thing to say,

5 F C F C G13 C

Don't touch your friend, sit ting be-side you, O -bey your teach -ers be kind as_ you play.

9 F G F C G

These are_ our class-room rules, These are_ our class room rules,_____ They help us

13 C F G F G C

wor-ship God and love___ one_ an-oth er, These___ are_ our class-room rules. Yeah!

Words and Music: Constance Dever ©2013

Let's Pray

DDD ESV Unit 14 Songs, Track 7

A C#m D A E A

One, two, three, Fold your hands, Bow your head, close your eyes, Let's pray!

5 C#m D A E

One, two, three, Fold___ your hands, Bow your head, close your eyes, Let's pray!

Words and Music: Constance Dever ©2013

The Big Question Box Song

Musical score for 'The Big Question Box Song' in 4/4 time, key of Bb. The score consists of three staves of music with lyrics underneath. Chord symbols are placed above the notes.

Staff 1: Eb Ab Eb Ab Eb
 We've got a big_ box, All closed up and locked, Filled with the truths of God's

Staff 2: Bb Eb
 Word. We've got a brief_____ case,___ There's

Staff 3: Ab Eb Bb Eb
 no time to waste! Come on,___ kids! Let's o - pen it up!

Words and Music: Constance Dever ©2016

The Bible Chant Song

Musical score for 'The Bible Chant Song' in 4/4 time, key of D major. The score consists of two staves of music with lyrics underneath. Chord symbols are placed above the notes.

Staff 1: A D E A D E A
 The Bi-ble, the Bi ble, Let's get out the Bi-ble, Let's hear what God has to say.____ The

Staff 2: D E A D E A
 Bi ble, the Bi-ble, God's gi-ven us the Bi ble, It's His Word for us to learn and o bey!_ Yay!

Words and Music: Constance Dever ©2013

The ACTS Prayer Song

A: A-do-ra tion, "God,we praise You," C: Con-fes-sion, "For-give us our sins,"



T: Thanks-giv ing, "Thank You for Je-sus, S: Sup-pli-ca-tion, "Help us live like Him."



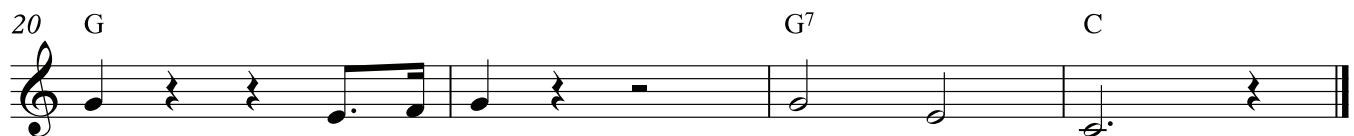
A: A-do-ra tion, "God,we praise You," C: Con-fes-sion, "For-give us our sins,"



T: Thanks-giv ing, "Thank You for Je-sus, S: Sup-pli-ca-tion, "Help us live like Him."



live like_ Him." That's the A, C, T, S prayer, my friend, Bow your



head, close your eyes, shhh! Let's be - gin!

DEEP DOWN DETECTIVES

Curriculum Resources



Unit 14 Songs

(used with all 4 Bible Truths)

Unit 14 Lyrics

Big Q & A 14 Song

DDD ESV Songs 14, Track 12

How does God want us to pray?

Ev'ry night and day!

How does God want us to pray?

Ev'ry night and day!

Ev'ry night, ev'ry day,

Ev'ry night, ev'ry day,

Ev'ry night and day!

How does God want us to pray?

Ev'ry night and day!

Words: Constance Dever Music: Adapted Nursery Rhyme ©2012

Unit 14 Lyrics

Big Question 14 Song:

DDD ESV Songs 14, Track 13

How Does God Want Us to Pray?

How does God want us to pray?
Every night and day the ACTS way!
How does God want us to pray?
Every night and day the ACTS way!
The ACTS way, what's it all about?
The ACTS way, I just can't figure out!

A-C-T-S, say it with a shout, ACTS!
I could tell you more,
But I'd rather act it out.

A, A, A, stands for Adoration,
We praise You, God of all creation,
C, C, C, stands for Confession,
We're sorry, God, to You our sins confessin,'

A-C-T-S, Say it with a shout, ACTS!
I got more to tell you, I you more,
But I'd rather act it out.

T, T, T, stands for Thanksgiving,
Thank You, God, for the good things You have given,
S, S, S, Stands for Supplication,
Help us, Lord, the God of our salvation.

Now I've told you,
Now let's go and act it out.

Unit 14 Lyrics

Unit 14 Bible Verse Song: DDD ESV Songs 14, Track 14

Don't Be Anxious

Don't be anxious 'bout anything,
But in everything,
But in everything,
Don't be anxious 'bout anything,
But in everything,
But in everything,
Let your requests be known to God.

Let your requests be known to God,
Let your requests be known to God,
Let your requests be known to God,
Let your requests be known to God.
Philippians Four, five and six.

Words: adapted from Philippians 4:5,6, ESV Music: Constance Dever ©2016

Tie-in: God delights to hear our prayers! He loves to answer those who turn to Him and trust in Jesus as their Savior! He tells them that they never need to be anxious about anything. They can go to God with all their needs and requests. He promises to answer them with what is best for them, at the time it's best for them. Even as they wait for Him to answer, He promises to give their hearts and minds peace. He will take care of everything!

Unit 14 Lyrics

Unit 14 Extra Bible Verse Song: The Lord Is at Hand

DDD ESV Songs 14, Track 15

The Lord is at hand,
The Lord is at hand,
Don't be anxious about anything,
The Lord is at hand,
The Lord is at hand,
Don't be anxious about anything.

But in everything,
With prayer and petition, with thanksgiving,
Let your requests be known to God,
And the peace of God, which surpasses understanding,
Will guard your hearts and minds in Christ Jesus.

The Lord is at hand,
The Lord is at hand,
Don't be anxious about anything,
The Lord is at hand,
The Lord is at hand,
Don't be anxious about anything.
Philippians Four, five through seven.

Words: adapted from Philippians 4:5,6, ESV Music: Constance Dever ©2016

Tie-in: God delights to hear our prayers! He loves to answer those who turn to Him and trust in Jesus as their Savior! He tells them that they never need to be anxious about anything. They can go to God with all their needs and requests. He promises to answer them with what is best for them, at the time it's best for them. Even as they wait for Him to answer, He promises to give their hearts and minds peace. He will take care of everything!

Unit 14 Lyrics

Unit 14 Extra Bible Verse Song: At Hand

DDD ESV Songs 14, Track 16

The Lord is at hand, the Lord is at hand,
Don't be anxious about anything,
The Lord is at hand, the Lord is at hand,
Don't be anxious about anything,

But in everything by prayer and petition,
With thanksgiving,
Let your requests be known to God.
But in everything by prayer and petition,
With thanksgiving,
Let your requests be known to God.

The Lord is at hand, the Lord is at hand,
Don't be anxious about anything.
The Lord is at hand, the Lord is at hand,
Don't be anxious about anything.
Philippians Four, five and six.

Words: adapted from Philippians 4:5,6, ESV Music: Constance Dever ©2016

Tie-in: God delights to hear our prayers! He loves to answer those who turn to Him and trust in Jesus as their Savior! He tells them that they never need to be anxious about anything. They can go to God with all their needs and requests. He promises to answer them with what is best for them, at the time it's best for them. Even as they wait for Him to answer, He promises to give their hearts and minds peace. He will take care of everything!

Unit 14 Lyrics

Unit 14 Extra Bible Verse Song: When You Pray, Say “Father”

DDD ESV Songs 14, Track 17

Refrain

When you pray, say, “Father, hallowed be your name,”

When you pray, say, “Father, your kingdom come,”

When you pray, say, “Father, hallowed be your name,”

When you pray, say, “Father, your kingdom come.”

Give us each day our daily bread,

And forgive us our sins,

For we ourselves forgive everyone

Who’s indebted to us. *Refrain*

And lead us not into temptation,

Not into temptation,

And lead us not into temptation,

Not into temptation. *Refrain*

Luke Eleven, two through four.

Words: adapted from Luke 11: 2-4, ESV Music: Constance Dever ©2015

Tie-in: Jesus taught His followers to pray to God with words like these. He told them to praise God’s name as holy--good and powerful. He told them to ask God to bring His good rule to the whole earth. He told them to ask for the things they need each day, like food. He told them to ask God to forgive them and for them to forgive others. And, He told them to ask God to help them when they are being tempted to sin. How wonderful that God’s people can pray to God as their heavenly Father! How wonderful it is that He could love sinful people like you and me so much!

Unit 14 Lyrics

Big Question 14 Hymn: What a Friend We Have in Jesus

DDD ESV Songs 14, Track 18

Verse 1

What a friend we have in Jesus,
All our sins and griefs to bear!
What a privilege to carry,
Ev'rything to God in prayer!

Verse 2

Have we trials and temptations?
Is there trouble anywhere?
We should never be discouraged,
Take it to the Lord in prayer!

Words: Joseph Scriven Music: Charles C. Converse

Tie-in: How does God want us to pray? Every night and day! Why does He want us to pray to Him every night and day? This song tells us some reasons. Because when we trust in Jesus as our Savior, Jesus is our great loving and powerful friend--like no other friend we will ever have! He will forgive our sins. He will comfort us when we are sad. When we are tempted to disobey God, we can ask Him to help us...and He will! In trials and troubles and griefs--those are all just big words for bad and sad things--He is always there to help His people. What a great friend Jesus is to His people!"

Unit 14 Lyrics

Big Question 14 Praise Song: Lord, I Want to Be a Christian

DDD ESV Songs 14, Track 19

Verse 1

Lord, I want to be a Christian in my heart, in my heart,
Lord, I want to be a Christian in my heart.
In my heart, in my heart,
Lord, I want to be a Christian in my heart.

Verse 2

Lord, I want to be more loving in my heart, in my heart,
Lord, I want to be more loving in my heart.
In my heart, in my heart,
Lord, I want to be more loving in my heart.

Verse 3

Lord, I want to be more holy in my heart, in my heart,
Lord, I want to be more holy in my heart.
In my heart, in my heart,
Lord, I want to be more holy in my heart.

Big Q & A 14 Song

How does God want us to pray? Ev' - ry night and day! How does God want

us to pray? Ev' - ry night and day! Ev' - ry night! Ev' - ry day! Ev' - ry night, ev' - ry day,

Ev' - ry night and day! How does God want us to pray? Ev' - ry night and day!

Words: Constance Dever Music: Adapted Nursery Rhyme ©2012

Big Question 14 Song

D G D A D

How does God want us to pray? Ev - ry night and day, the ACTS way!

5 D A D G D A D G

How does God want us to pray? Ev'-ry night and day, the ACTS way! The ACTS way? What's.

10 D G A D G

it all a- bout? The ACTS way? I just can't fi- gure out! A C T S say

15 D G D

it with a shout: "ACTS!" I could tell you but I'd rath- er act it out. A, A, A stands

19 A D

for a - do - ra - tion, We praise You, God of all cre - a - tion, C, C, C stands

23 G A D

for con - fes - sion, We're sor - ry God, to You, our sins con - fess - in', A C T S say

27 G D G D

it with a shout: "ACTS!" I've got more to tell you, but I'd rath- er act it out! T, T, T stands

31 A D

for Thanks - giv - ing, Thank You, God, for the good things You have giv - en, S, S, S stands

2

35

— for Sup - pli - ca - tion, Help us, LORD, the God of our sal - va - tion! A C T S say

39

it with a shout: "ACTS!" Now I've told you Now let's go -and act it out!

Words and Music: Constance Dever ©2012

Philippians 4:5,6 Don't Be Anxious

B \flat E \flat

Don't be an-xious 'bout a - ny-thing, but in ev' - ry-thing, but in

4 B \flat

ev' - ry-thing (pray!) Don't be an-xious 'bout a - ny-thing, but in

7 E \flat

ev' - ry-thing, but in ev' - ry thing... let your re-quests be known to God.

11

Let your re-quests be known to God, let your re-quests be known to God, let your re-quests be known to God.

14 1.

quests be known to God, let your re-quests be known to God.

18

21 B \flat E \flat F B \flat

2. 1.

Phi - lip - pi - ans Four, ___ five and six.

Words: adapted from Philippians 4:5,6 ESV Music: Constance Dever ©2012

Philippians 4:5,6 The Lord Is at Hand

D A Bm G A D A

The Lord is at hand, The Lord is at hand. Don't be an-xious a- bout_____ an - y-thing. The

5 D A Bm G A G A D

Lord is at hand, The Lord is at hand. Don't be an-xious a- bout_____ an - y- thing, but in

9 G(sus2) A B(sus4) G

ev' - ry-thing with prayer_____ and sup - pli - ca - tion, with thanks - giv - ing make your re -

12 A(sus2) G(sus2) A B(sus4)

quests_ known to God, And the peace of God, which sur - pas - ses un - der-stand- ing, will

15 G A(sus4) A D A

guard your hearts and minds in Christ Je - sus._____ The Lord is at hand, The

19 Bm G A D A D A

Lord is at hand. Don't be an-xious a- bout_____ an - y-thing. The Lord is at hand, The

23 Bm G A

Lord is at hand. Don't be an - xious a - bout_____

25 G A D G A D A D

an - y - thing. Phi - lip - pi - ans Four,_____ five through se - ven.


Words: adapted from Philippians 4:5,6 ESV Music: Constance Dever ©2012

Philippians 4:5,6 At Hand

The Lord is at hand, The Lord is at hand, Don't be an-xious a bout___ an - y-thing, The




Lord is at hand, The Lord is at hand, Don't be an-xious a bout___ an - y-thing. But in



ev' - ry-thing, by prayer and pe - ti - tion, with thanks - giv - ing, let your re -



quests be known to God. But in ev' - ry-thing, by prayer and pe - ti - tion, with thanks



giv - ing, let your re quests be known to God. The Lord is at hand, The Lord is at hand, Don't be




an-xious a bout___ an - y-thing, The Lord is at hand, The Lord is at hand, Don't be



an-xious a- bout___ an - y- thing. Phi - lip - pi - ans Four: ver - ses five and six.


Luke 11:2-4 When You Pray Say Father

1 G Em⁷ C(add²) D G Em⁷




When you pray, say, "Fa - ther, hal-l'wed be Your name," When you pray, say, "Fa - ther, Your

4 C D G Em⁷ C(add²) D




king - dom come," When you pray, say, "Fa - ther, hal-l'wed be Your name," When you

7 G Em⁷ C G C G Em D Bm C



pray, say, "Fa - ther, Your king-dom come. Give us each day our dai-ly bread, and for

12 C G D Em D Bm C C




give us our sins, For we our-selves for-give ev' - ry-one who's in - debt - ed to

17 D G Em⁷ C(add²) D




us. When you pray, say, "Fa - ther, hal-l'wed be Your name," When you

21 G Em⁷ C D G Em⁷



pray, say, "Fa - ther, Your king - dom come," When you pray, say, "Fa - ther,

24 C(add²) D G Em⁷ C G C G



hal-l'wed be Your name," When you pray, say, "Fa - ther, Your king-dom come. And

28 Em D Bm C G D Em D

lead us not in-to temp - ta - tion, not in-to temp - ta - tion. And lead us not in-to temp

33 Bm C D G Em7

ta - tion, not in-to temp - ta - tion. When you pray, say, "Fa - ther,

38 C(add2) D G Em7 C D

hal-l'wed be Your name,"When you pray, say, "Fa - ther, Your king - dom come,"When you

41 G Em7 C(add2) D G Em7

pray, say, "Fa - ther, hal-l'wed be Your name,"When you pray, say, "Fa - ther, Your

44 C G G Em7 D C

king-dom come. Luke-E - le - ven, two-through four.

Words: adapted from Luke 11:2-4, ESV Music: Constance Dever ©2015

What a Friend We Have in Jesus

Big Question 14 Hymn

Chord symbols: Eb, Ab, Eb, Ab, Eb, Bb

1. What a friend we have in Je - sus, All our sins and griefs to bear!
2. Have we tri - als and temp - ta - tions? Is there trou - ble an - y - where?

Chord symbols: Eb, Ab, Eb, Ab, Eb, Bb, Eb

What a priv - i - lege to car - ry, Ev' - ry-thing to God in prayer!
We should nev - er be dis - cour - aged, Take it to the Lord in prayer!

Words: Joseph Scriven Music: Charles C. Converse

Lord, I Want to Be a Christian

Big Question 14 Praise Song

D A G D D

1. Lord, I want to be a Chris-tian in my heart, in my heart. — Lord, I want to be a
 2. Lord, I want to be more lov - ing in my heart, in my heart. — Lord, I want to be more
 3. Lord, I want to be more ho - ly in my heart, in my heart. — Lord, I want to be more

5 A D G D

Chris-tian in my heart. _____ In my heart _____ In my heart _____
 lov - ing in my heart. _____ In my heart, _____ In my heart _____
 ho - ly in my heart. _____ In my heart, _____ In my heart, _____

11 Bm D A G D

— Lord, I want to be a Chris-tian in my heart.
 — Lord, I want to be more lov - ing in my heart.
 — Lord, I want to be more ho - ly in my heart.

Words and Music: Traditional Spiritual

DEEP DOWN DETECTIVES

Curriculum Resources



**Unit 14 Bible Truth
Bible Verse Songs**

Unit 14 Bible Truth 1 Bible Verse Song Lyrics

Bible Verse Song:
May All Who Seek You

DDD ESV Songs 14, Track 20

Refrain:

May all who seek you rejoice and be glad in you,
May those who love your salvation say,
May all who seek you rejoice and be glad in you,
May those who love your salvation say:
“Great is the LORD, great is the LORD!
Great is the LORD, great is the LORD!
Great is the LORD, great is the LORD!
Great is the LORD, great is the LORD!

He drew me out from the pit of destruction,
Out of the miry bog,
And set my feet upon a rock,
Making my steps secure. *Refrain*

He put a new song in my mouth,
A song of praise to our God,
Many will see, see and fear,
And put their trust in the LORD. *Refrain*

Psalm Forty, verse two, three and sixteen

about this Bible verse:

Words: Psalm 40:2,3,16. ESV Music: Constance Dever ©2014

God’s people love to think about God and praise His name! He is the one, true God. He is so great, and He has been so very good to them! He has protected and loved them all through life. He has saved them from so many difficulties. He has even saved them from their sins, through Jesus. They will get to live with Him and enjoy Him forever!

Unit 14 Bible Truth 1 Bible Verse Song Lyrics

Make a Joyful Noise

DDD ESV Songs 14, Track 21

Refrain:

Make a joyful noise, make a joyful noise,
Make a joyful noise to the LORD, all the earth!
Make a joyful noise, make a joyful noise,
Make a joyful noise to the LORD, all the earth!

Serve the LORD with gladness!
Come into his presence with singing!
Know that the LORD, he is God!
It is he who made us, and we are his. *Refrain*

We are his people, and the sheep of his pasture.
O, Enter His gates, His gates with thanksgiving,
And his courts with praise! *Refrain*

Psalm One-hundred, one through four.

about this Bible verse:

Words: Psalm 100:1-4, ESV Music: Constance Dever ©2012

God is the good king and creator of us all. God's people love to praise Him and tell Him how much they love Him and how wonderful He is. They are so happy to be His people who He cares for and loves. They thank Him for being so good to them.

God's people are so happy that it's not enough to quietly worship Him. They want to make a joyful noise and sing loudly to Him. They want everyone--the whole earth--to praise God along with them. They want them to gather together with them at church and sing, sing, sing to the LORD, the great and good king!

Unit 14 Bible Truth 1 Bible Verse Song Lyrics

Noise, Noise, Noise

DDD ESV Songs 14, Track 22

Noise, noise, noise,
Make a joyful noise to the LORD,
All the earth, make a joyful noise.
Serve the LORD with gladness!
Come into his presence with singing!
Know the LORD, he is God!

Noise, noise, noise,
Make a joyful noise to the LORD,
All the earth, make a joyful noise.
It is he who made us,
We are his sheep of his pasture.
Psalm One-hundred, one through four.

about this Bible verse:

Words: Psalm 100:1-4, ESV Music: Constance Dever ©2012

God is the good king and creator of us all. God's people love to praise Him and tell Him how much they love Him and how wonderful He is. They are so happy to be His people who He cares for and loves. They thank Him for being so good to them.

God's people are so happy that it's not enough to quietly worship Him. They want to make a joyful noise and sing loudly to Him. They want everyone--the whole earth--to praise God along with them. They want them to gather together with them at church and sing, sing, sing to the LORD, the great and good king!

Unit 14 Bible Truth 1 Bible Verse Song Lyrics

**Extra Bible Verse Song:
Proclaim the Name**

DDD ESV Songs 14, Track 23

Proclaim the name,
I will proclaim,
I will proclaim the name of the LORD;
Ascribe to God,
Greatness to God,
Ascribe greatness to our God!
The Rock, the Rock,
His work is perfect, (was: His works are perfect)
The Rock, the Rock,
His ways are justice.
A God, a God, of faithfulness,
Without iniquity, just and upright is He.
Deuteronomy Thirty-two, three and four.

about this Bible verse:

Words: Deuteronomy 32:3-4, ESV Music: Constance Dever ©2012

Each day the LORD displays His wonderful ways and perfect care of His people. He is the LORD—the I Am Who I Am, who is eternal, like no one else, and the source and sustainer of life. He is like a Rock they can always depend on. They have nothing but praise for His name.

Unit 14 Bible Truth 1 Bible Verse Song Lyrics

Extra Bible Verse Song:
I Will Proclaim

DDD ESV Songs 14, Track 24

I will proclaim the LORD's name;
Oh, praise the greatness of our God!
I will proclaim the LORD's name;
Oh, praise the greatness of our God!

The Rock (*He's the Rock!*)
His works are perfect, (*His works are perfect*)
His ways are just, (*His ways are just!*)
A faithful God, without prejudice,
A faithful God, without prejudice,
He is righteous and true,
He is righteous and true.
Deuteronomy Thirty-two, three and four.

about this Bible verse:

Words: Deuteronomy 32:4, HCSB Music: Constance Dever ©2012

Each day the LORD displays His wonderful ways and perfect care of His people. He is the LORD—the I Am Who I Am, who is eternal, like no one else, and the source and sustainer of life. He is like a Rock they can always depend on. They have nothing but praise for His name.

May All Who Seek You Rejoice

Dm Gm Dm Bb
 May all who seek_ you re - joice and be glad in you; may those who love your sal-va-tion,
 4 A Dm Gm
 say con-tin-ual - ly May all who seek_ you re - joice and be glad in you; may
 7 Dm Bb A Dm Gm Dm
 those who love your sal-va-tion, say con-tin-ual - ly, "Great is the LORD!"
 11 Gm A Dm Gm Dm
 Great_____ is the LORD! "Great is the LORD!"
 15 Bb C Dm Bb C Dm
 Great_____ is the LORD! Psalm For - ty, verse six - teen.

Words: adapted from Psalm 40:16 ESV Music: Constance Dever ©2012

May All Who Seek You

E \flat A \flat (sus2) Cm B \flat (sus2) E \flat A \flat (sus2)

May all who seek You re-joice and be glad in You, May those who love Your sal-

4 Cm B \flat (sus2) E \flat A \flat (sus2) Cm B \flat (sus2) E \flat A \flat (sus2)

va-tion sing. May all who seek You re-joice and be glad in You, may those who love Your sal

8 Cm B \flat E \flat B \flat Cm⁷ A \flat (sus2) Cm⁷

va-tion sing. Great is the Lord, Great is the Lord, Great is the Lord,

13 A \flat B \flat E \flat B \flat Cm⁷ A \flat (sus2) Cm⁷

Great is the Lord. Great is the Lord, Great is the Lord, Great is the Lord,

17 B \flat E \flat B \flat E \flat B \flat E \flat A \flat Cm

Great is the Lord, He drew me out of the pit of de-struction, out of the mi-ry

22 B \flat B \flat E \flat B \flat E \flat A \flat B \flat

bog. And set my feet up-on a rock, Mak-ing my steps se-cure. May

28 E \flat A \flat (sus2) Cm B \flat (sus2) E \flat A \flat (sus2) Cm B \flat (sus2)

all who seek You re-joice and be glad in You, May those who love Your sal-va-tion sing. May

32 E \flat A \flat (sus2) Cm B \flat (sus2) E \flat A \flat (sus2) Cm B \flat

all who seek You re-joice and be glad in You, may those who love Your sal-va-tion sing.

37 E \flat B \flat Cm⁷ A \flat (sus2) Cm⁷ A \flat B \flat E \flat


Great is the Lord, Great is the Lord, Great is the Lord, Great is the Lord, Great is the Lord,

42 B \flat Cm 7 A \flat (sus2) Cm 7 B \flat E \flat B \flat E \flat B \flat E \flat



Great is the Lord,___ Great is the Lord,___ Great is the Lord, He put a new song

47 B \flat E \flat A \flat Cm B \flat B \flat E \flat B \flat E \flat




in my mouth, a song of praise to our God. Ma-ny will see,___ see and fear, and

52 A \flat B \flat E \flat A \flat (sus2) Cm B \flat (sus2)




put their trust in the Lord. May all who seek You re-joice and be glad in You, May

57 E \flat A \flat (sus2) Cm B \flat (sus2) E \flat A \flat (sus2) Cm B \flat (sus2)




those who love Your sal - va - tion sing. May all who seek You re-joice and be glad in You, may

61 E \flat A \flat (sus2) Cm B \flat E \flat B \flat Cm 7



those who love Your sal - va - tion sing. ___ Great is the Lord,___ Great is the Lord,___

66 A \flat (sus2) Cm 7 A \flat B \flat E \flat B \flat Cm 7



Great is the Lord,___ Great is the Lord. ___ Great is the Lord,___ Great is the Lord,___

70 A \flat (sus2) Cm 7 B \flat E \flat A \flat (sus2) B \flat A \flat (sus2)



Great is the Lord,___ Great is the Lord, Psalm For-ty, ver - ses two,___three and six teen. ___

Make a Joyful Noise

D
Gsus4+2
G
A

4 D
Gsus4+6
G
A

8 D
A
D
G
A
D
G
D

13 D
A
G
D
G
D
G
A

18 D
Gsus4+6
G
A

22 D
Gsus4+6
G
A

26 D
A
D
G
A
D
G
D
D
A

32 G
D
G
D
G

37 D
Gsus4+6
G
A
D

41 Gsus4+6
G
A

44 D
A
D
D
A
D

Make a jo - ful noise, Make a joy - ful noise, Make a joy - ful noise to the Lord,
 — all the earth. Make a joy-ful noise, Make a joy-ful noise, Make a joy-ful noise to the Lord
 — all the earth.— Serve the Lord with glad ness,— Come in-to His pre-sence with
 sing - ing. Know that the Lord, He is God. It is he who made us and we are His.—
 — Make a jo - ful noise, Make a joy - ful noise, Make a joy - ful noise to the Lord,
 — all the earth. Make a joy-ful noise, Make a joy-ful noise, Make a joy-ful noise to the Lord
 — all the earth.— We are— His peo - ple, And the sheep of His pas - ture.—
 En - ter His gates, His gates with thanks - giv - ing, And His courts with praise. Make a
 joy - ful noise, Make a joy - ful noise, Make a joy - ful noise to the Lord, — all the earth. Make a
 joy - ful noise, Make a joy - ful noise, Make a joy - ful noise to the Lord
 — all the earth.— Psalm One - hun - dred, — one through six.

Noise, Noise, Noise

B \flat F

Noise, noise, noise, make a joy - ful noise to the LORD, all the earth, make a joy - ful

4 F B \flat E \flat B \flat

noise. Serve the LORD with glad - ness! Come in - to His pre sence with sing - ing! Know the

7 F B \flat B \flat F

LORD, he is God! Noise, noise, noise, make a joy - ful noise to the LORD, all the

11 F B \flat

earth, make a joy - ful noise. It is he who made_ us, we are

14 E \flat B \flat F B \flat

his sheep of his pas - ture, en - ter His courts with praise.

17 F B \flat

Psalm One - hun - dred, one through four.

Words: adapted from Psalm 100:1-4 ESV Music: Constance Dever ©2012

Proclaim the Name

DDD ESV Songs 14, Track 23

G D Em D Em D C G

Pro claim, the name,— I wil pro claim,— I will pro-claim the name of the LORD. As-

5 G D Em D Em D C D G

cribe to God,— Great-ness to God,— As-cribe great-ness to our God, the Rock, the Rock, His

10 C G Em D G

works are per - fect, the Rock, the Rock, His ways are jus - tice, a God, a God of

14 C Em C D C G

faith - ful - ness, with - out i - ni - qui - ty, just and up - right is He.

17 Em D D G

Deu - te - ro - no - my Thir - ty - two, three through four.

Words: adapted from Deuteronomy 32:3-4, ESV Music: Constance Dever ©2014

I Will Proclaim

Dm
A
B^b
A
Dm

6 I will proe laim theL ORD's name.____ Oh,p raiset he great - ness of our God! I will proe laim the

A
A
Dm
A

LORD's name.____ Oh,p raiset he great - ness of our God! The_____ Rock! (He's ther ock!)

11 Dm A Dm A Dm

His worksa re per fect! (Hisw orks are perfect!) His ways arej ust! (His ways arej ust!) Af aith - ful__ Godw ith-

16 A Dm Dm A Dm A

out prej- u - dice.____ Af aith - ful__ God with - out prej- u- dice.____ He is righ-teous and

20 Dm Dm A Dm Dm A Dm

true. He is righ-teous andt rue. Deu-ter - on - o - my Thir-ty - two, threea nd four.

Words: adapted from Deuteronomy 32:3-4, HCSB Music: Constance Dever ©2014

Unit 14 Bible Truth 2 Bible Verse Song Lyrics

Bible Verse Song: I Acknowledged My Sin

DDD ESV Songs 14, Track 25

I acknowledged my sin to you,
And did not cover up my iniquity,
And you forgave, and you forgave,
Yes, you forgave the iniquity of my sin.

I acknowledged my sin to you,
And did not cover up my iniquity,
And you forgave, and you forgave,
Yes, you forgave the iniquity of my sin.
Psalm Thirty-two, verse five.

about this Bible verse:

Words: Psalm 32:5, ESV Music: Constance Dever ©2012

God's people have been forgiven for all their sins when they trust in Jesus as their Savior. They begin a new life with God's Holy Spirit living in their heart, helping them to love God and live for God. But sadly, that does not mean that they no longer disobey God. They still give in to the temptation to sin, many times.

Does that mean that God's people are no different from anyone else? No, it doesn't! God's people are sad that they disobey God. They don't try to hide their sins from God. They pray to Him and ask for Him to forgive their sins. They ask Him to help them to obey Him better. God is so kind to them! He is happy to forgive their sins and help them live for Him.

Unit 14 Bible Truth 2 Bible Verse Song Lyrics

Extra Bible Verse Song: DDD ESV Songs 14, Track 26

Help Us, O God of Our Salvation

Help us, O God of our salvation,
For the glory of your name;
Help us, O God of our salvation,
For the glory of your name.

Deliver us, deliver us,
And atone for our sins, atone for our sins.
Deliver us, deliver us,
And atone for our sins, atone for our sins.

Help us, O God of our salvation,
For the glory of your name;
Help us, O God of our salvation,
For the glory of your name.
Psalm Seventy-nine, verse nine.

about this Bible verse:

Words: Psalm 79:9, ESV Music: Constance Dever ©2012

We have all turned away from obeying God. We all choose to do things our own way...and we all deserve God's punishment. Who can help us? Who can save us? God can! He loves to help us! He loves to save us! We can ask Him to help us to turn away from our sins and trust in Jesus as our Savior. We can ask Him to forgive our sins in Jesus. Ask Him to help you today! Ask Him to be the God of your salvation!

I Acknowledged My Sin



1 I ac-know-ledged my sin to you, and did not cov-er up my in - i - qui - ty,

5 and you for-gave, and you for-gave, yes, you for-gave the i - ni qui ty of my

9 sin. I ac - know-ledged my sin to you, and did not cov - er up my in -

13 i - qui - ty, and you for-gave, and you for-gave, yes, you for-gave the i -

17 ni qui ty of my sin. Psalm Thir - ty - two, verse five.

Words: adapted from Psalm 32:5 ESV Music: Constance Dever ©2012

Help Us, O God of Our Salvation

C Am F Am F G

Help us, O God of our sal - va tion, for the glo - ry of your name;

5 C Am F Am F G C

Help us, O God of our sal - va tion, for the glo - ry of your name. De -

9 Am Em F B^b G

li - ver us, de - liv - er us, and a - tone for our sins, a - tone for our sins. De -

13 Am Em F B^b B^b G

li - ver us, de - liv - er us, and a - tone for our sins, a - tone for our sins.

18 C Am F Am F G

Help us, O God of our sal - va tion, for the glo - ry of your name;

22 C Am F Am F G

Help us, O God of our sal - va tion, for the glo - ry of your

25 Am F Am Fma⁷ G F C

name. Psalm Se - ven - ty - nine verse nine.

Words: adapted from Psalm 79:9 ESV Music: Constance Dever ©2012

Unit 14 Bible Truth 3 Bible Verse Song Lyrics

**Bible Verse Song:
Give Thanks**

DDD ESV Songs 14, Track 27

Give thanks, give thanks,
Give thanks to the LORD for His unfailing love,
Give thanks, give thanks,
Give thanks to the LORD for His marvelous deeds
For men.
Psalm One-o-seven, eight,
Give thanks!

about this Bible verse:

Words adapted from Psalm 107:8, NIV 1984 Constance Dever © 2012

God's people have so much to thank the LORD for! What wondrous works He has done for them! He sent Jesus to be their Savior and forgive all their sins. He sent His Holy Spirit to live inside of them and help them love Him and live for Him! And one day, they will all go to live with Him forever.

Extra Bible Verse Song: Give Thanks to the LORD

Give thanks to the LORD, give thanks,
Call upon His name;
Make known His deeds among the peoples, peoples.
Tell all His wondrous works!
Glory in His holy name,
Let the hearts of those who seek the LORD
Rejoice, rejoice!
Psalm One-o-five, one through three.

about this Bible verse:

Words adapted from Psalm 105:1-3 ESV Constance Dever © 2012

God's people have so much to thank the LORD for! What wondrous works He has done for them! He sent Jesus to be their Savior and forgive all their sins. He sent His Holy Spirit to live inside of them and help them love Him and live for Him! And one day, they will all go to live with Him forever.

God's people love to thank God for all His wondrous works, but they love to tell the peoples of all nations about them, too. God's people want everyone to know how great the LORD is and come worship Him, too!

Unit 14 Bible Truth 3 Bible Verse Song Lyrics

Extra Bible Verse Song:

DDD ESV Songs 14, Track 29

Bless the LORD, O My Soul

Bless the LORD, O my soul, And all that's within me,
Bless the LORD, O my soul, Bless His holy name.
Bless the LORD, O my soul,
And forget not all his benefits,
Who forgives all your iniquity,
Who heals all your diseases, who heals all your diseases.

Bless the LORD, O my soul, And all that's within me,
Bless the LORD, O my soul, Bless His holy name.
Bless the LORD, O my soul,
Who redeems your life from the pit,
Who crowns you with love and mercy,
So that your youth is renewed, renewed like the eagles,

Bless the LORD, O my soul, And all that's within me,
Bless the LORD, O my soul, Bless His holy name.

Psalm One-O-Three, one through five.

about this Bible verse:

Words adapted from Psalm 103:1-3, ESV Constance Dever © 2012

God's people have so much to thank the LORD for! He sent Jesus to be their Savior and forgive all their sins. He made them His dearly loved people who He will care for and make all things work for their good. God's people could spend the whole day thanking God for all the wonderful things He does for them every day. No wonder they want to bless and praise Him!

Give Thank7

Em Em B Em

Give_ thanks, give_ thanks, give_ thanks to the LORD for His un - fail - ing love, Give

6 Em Em B Em

thanks, give_ thanks, give_ thanks to the LORD for his won - der - ful deeds, ___

10 B Em

for men. Psalm One - O - sev - en: eight. Give thanks!

Words: adapted from Psalm 107:8 NIV 1984 Music: Constance Dever ©2012

Give Thanks to the LOR8


Give thanks to the LORD, give thanks. Call up - on his name; Make
 4 known his deeds a-mong the peo - ples, peo - ples. Tell all his won - drous works!
 9 Glo - ry in his ho - ly name. Let the hearts of those who seek the LORD re -
 13 joice, re - joice! Psalm One - o - five, one thro' three.

Words: adapted from Psalm 105: 1-3 ESV Music: Constance Dever ©2012

Bless the LORD, O My Soul


DDD ESV Songs 14, Track 29

E♭ Gm Cm A♭ B♭ E♭ Gm



Bless the LORD, O my soul, and all that's with - in me, Bless the LORD, -

6 Cm A♭ E♭ A♭ B♭ E♭ B♭ Fm E♭ B♭ E♭



O my soul, bless His ho - ly name. Bless the LORD, O my soul, and for

11 A♭ B♭ E♭ B♭ Fm B♭ E♭ Cm A♭ B♭




get not all his be - ne - fits, who for - gives all your i - ni qui - ty, who heals all your di -

16 E♭ A♭ B♭ E♭ E♭ Gm Cm




sea - ses, who heals all your di - sea - ses, Bless the LORD, O my soul,

22 A♭ B♭ E♭ Gm Cm A♭ E♭ A♭ B♭ E♭



and all that's with - in me, Bless the LORD, O my soul, bless His ho - ly name.

28 B♭ Fm E♭ B♭ E♭ A♭ B♭ E♭ B♭



Bless the LORD, O my soul, who re - deems your life from the pit, who -

32 Fm B♭ E♭ Cm A♭ B♭ E♭ Gm A♭ B♭



crowns you with love and mer - cy. so that your youth is re - newed. Re - new-ed like the

2

37 Eb Eb Gm Cm Ab Bb

ea - gles, — Bless the LORD, — O my soul, and all that's with - in me,

43 Eb Gm Cm Ab Eb Ab Bb Eb

Bless the LORD, — O my soul, bless His ho - ly name.

47 Gm Abmaj7 Bb Eb

Psalm One hun - dred three, one through five.

Words: adapted from Psalm 103:1-5 ESV Music: Constance Dever ©2012

Unit 14 Bible Truth 4 Bible Verse Song Lyrics

Bible Verse:
I Call on You, O God

DDD ESV Songs 14, Track 30

I call on You, upon You, O God,
For You will answer me, answer me,
Incline Your ear to me, O God.
Hear my, hear my words.

I call on You, upon You, O God,
For You will answer me, answer me,
Incline Your ear to me, O God.
Hear my, hear my words.
Psalm Seventeen, six.

about this Bible verse:

Words: adapted from Psalm 17:6, ESV Music: Constance Dever ©2011

God's people love to talk to God. They talk to Him every day. They know He is the great King over everything and everyone. He is the one, true God. He loves them and is mighty to help them. They know He will always hear their prayers and help them. How amazing that such a great God would care for people like you and me so much! He loves to hear our prayers and answer them in the way and in the timing, He knows is best. And what is the best, first prayer we can ask God to answer? To help us to turn away from our sins and trust in Jesus as our Savior. This is how we become God's people! Ask Him to help you.

Unit 14 Bible Truth 4 Bible Verse Song Lyrics

**Extra Bible Verse Song:
Give Ear to My Words, O LORD**

DDD ESV Songs 14, Track 31

Give ear to my words, O LORD,
Consider my groaning,
Give attention to the sound of my cry,
My King and my God.
For to You do I pray,
To You do I pray,
Give ear to my words, O LORD.

In the morning You hear my voice,
I direct my prayer to you,
Direct my prayer to you and watch,
My King and my God,
For to You do I pray,
To You do I pray,
Give ear to my words, O LORD.
Psalm Five, one through three.

about this Bible verse:

Words: adapted from Psalm 5:1-3, ESV Music: Constance Dever ©2011

God's people love to talk to God. They talk to Him every day. They know He is the great King over all. He is the one, true God. And He loves them and is mighty to help them. They know He will hear their prayers and help them. How amazing that such a great God would care for people like you and me so much! He loves to hear our prayers and answer them in the way and in the timing He knows is best!

Extra Bible Verse Song: I Will Do Whatever

DDD ESV Songs 14, Track 32

I will do whatever you ask in my name,
That the Father may be glorified,
Be glori-, glori-, glorified in the Son,
If you ask me for anything in my name,
I will do it.
John Fourteen, thirteen.

about this Bible verse:

Words: John 14:13, ESV Music: Constance Dever ©2011

Jesus promises God's people that He will answer all their prayers according to God's good and perfect ways. That's what it means to ask for something in His name--according to what He knows is best. Why does Jesus promise to answer prayers like this with a "yes"? Because those are the things that will show how great God is and how much He loves His people. That's what brings God (the Father) glory.

Unit 14 Bible Truth 3 Bible Verse Song Lyrics

**Extra Bible Verse Song:
Incline Your Ear, O LORD**

DDD ESV Songs 14, Track 33

Incline your ear, O LORD, And answer me,
For I am poor and needy.

Turn to me and be gracious to me;
Give your strength to your servant.

Refrain:

You, O Lord, are a God, merciful,
Merciful and gracious,
Slow to anger, abounding in love,
Steadfast love and faithfulness.
You're a God, merciful.

Merciful, Gracious, Slow to anger,
Abounding in steadfast love and faithfulness. *Refrain*

Psalm Eighty-six, one, fifteen and sixteen.

about this Bible verse:

Words: adapted from Psalm 86:1,15,16, ESV Music: Constance Dever ©2014

This verse reminds us that the Lord is always faithful to His people. He is merciful and gracious to them. He is slow to anger and abounding in love that never ends. Even when they are unfaithful to Him and deserving of punishment rather than kindness, the Lord goes on being faithful to them. How amazing is the Lord!

Unit 14 Bible Truth 3 Bible Verse Song Lyrics

Extra Bible Verse Song: DDD ESV Songs 14, Track 34
Though the Earth Give Way

Though the earth gives way,
Though the mountains be moved,
Moved into the heart of the sea,
Though the earth gives way,
Though the mountains be moved,
Moved into the heart of the sea,
We will not fear.

God is our refuge and our strength,
A very present help in trouble.
Therefore we will not fear, not fear,
Though the earth gives way,
Though the mountains be moved,
Moved into the heart of the sea.
We will not fear, we will not fear, we will not fear.

about this Bible verse:

Words: Psalm 46:1,2, ESV Music: Constance Dever ©2012

God's people know that they never need to fear. God can always help them, no matter what they go through. Why, even if the very earth or mountains shake and move...even into the sea, they still do not need to worry. Their God loves them and is in control of everything. He will always be close to them and help them when they are troubled. God will keep them safe and give them strength. They can count on that!

Unit 14 Bible Truth 3 Bible Verse Song Lyrics

Extra Bible Verse Song: Take Up the Whole Armor

DDD ESV Songs 14, Track 35

Refrain

Take up the whole armor, the whole armor of God,
Take up the whole armor, the whole armor of God,
That you may be able to withstand in the evil day,
And having done all, stand firm, stand firm.

In all circumstances, take up the shield of faith,
Take up the helmet of salvation,
In all circumstances, take up the Spirit's sword,
Which is the Word of God. *Refrain*

In all circumstances, praying at all times,
Praying in the Spirit,
In all circumstances, praying at all times,
With prayer and supplication. *Refrain*

Ephesians Six, thirteen, and sixteen through eighteen.

about this Bible verse:

Words adapted from Ephesians 6:13,16-18, ESV Constance Dever © 2015

It is so good to be one of God's people and live God's way; but, sometimes it can be very hard. God tells us not to worry or be afraid; He will take care of us...but still we do. God tells us to keep on believing in Him...but sometimes it is hard. God wants us to live for Him...but sometimes we would rather do things our own way, not God's.

Sometimes God's people call this struggle to live God's way a fight. They think about all of the good things God gives them to help them. He has saved them through Jesus. He has given them prayer to ask Him for help. He has given them His Word to make them strong and comfort them. And, He's given them His Holy Spirit to work in their hearts and help them remember God's truth. God's people may fight to keep on believing in God and living for Him, but God gives them all they need to win! Thank You, God!

Extra Bible Verse Song: For I Know the Plans

DDD ESV Songs 14, Track 36

You shall be clean, You shall be clean,
You shall be clean from all your uncleannesses,
You shall be clean, You shall be clean,
You shall be clean from all your uncleannesses.
And from all your idols I will cleanse you,
And from all your idols I will cleanse you,

Refrain:

And I will give you a new heart,
And a new spirit I will put within you.
And I will give you a new heart,
And a new spirit I will put within you.

I'll put my Spirit, I'll put my Spirit,
I'll put my Spirit within you.
I'll put my Spirit, I'll put my Spirit,
I'll put my Spirit within you.
And cause you to walk in my statutes,
And cause you to walk in my statutes. *Refrain*

Ezekiel Thirty-six, twenty-five through seven.

about this Bible verse:

Words: Ezekiel 36:25-27 ESV Music: Constance Dever ©2011

God's Holy Spirit lives inside of God's people, helping them keep on believing in God and living for Him. Oh, what wonderful things He does inside their heart! He makes it clean of their old way of living for themselves. He helps them love God's statutes (big rules) and helps them obey them. The Holy Spirit is God's powerful gift to help God's people every day of their lives.

I Call on You, O God

B \flat Eb B \flat Eb B \flat F
 I call on You, up-on You, O God. for You will an - swer me, an - swer me; In -
 5 B \flat Eb Gm Eb B \flat F⁷ B \flat B \flat
 cline your ear to me, O God. Hear my, hear my words. I call on You, up-on
 10 Eb B \flat Eb B \flat F B \flat
 You, O God. for You will an - swer me, an - swer me; In - cline your ear to
 14 Eb Gm Eb B \flat F⁷ B \flat F B \flat
 me, O God. Hear my, hear my words. Psalm Sev-en-teen, six.

Words: adapted from Psalm 17:6 ESV Music: Constance Dever ©2012

Give Ear to My Words, O LORD

A E F#msus⁴ A E D⁹ A E
 Give ear to my words, O LORD, Con si - der my groan ing. Give at - ten - tion to the
 6 F#msus⁴ A D A E F#m D
 sound of my cry, My King and my God. For to You do I pray,
 10 C#m F#m E D A E
 to You do I pray, Give ear to my words, O LORD. In the morn - ing You
 14 F#msus⁴ A E D⁹ A E F#msus⁴ A
 hear my voice, I di - rect my pray - er to you, di - rect my prayer to you and watch, My
 19 D A E F#m D C#m F#m
 King and my God, for to You do I pray, to You do I pray, Give
 23 E D A E D A
 ear to my words, O Lord. Psalm Five, one thro' three.

Words: adapted from Psalm 5:1-3 ESV Music: Constance Dever ©2012

I Will Do Whatever You Ask in My Name DDD ESV Songs 14, Track 32

Cm G7 Cm G7

I will do what-ev-er you ask in my name, that the Fa-ther may be glo - ri - fied, _____ be

5 Cm

glo - ri, glo - ri, glo-ri-fied in the Son, _____ If you ask me for ___ a -y-thing in my name,

9 Cm Cmaj7

I _____ will do it. _____
John Four-teen, thir teen. _____

Words: adapted from John 13:14 ESV Music: Constance Dever ©2012

Incline Your Ear, O LORD

Ab Eb Db Ab Eb Db Ab Eb Db

Incline your ear, O LORD, and answer me, for I am poor and

7 Fm Eb Fm Eb Db Ab Fm

need - y. Turn to me and be gracious to me, give your strength to your

12 Eb Ab Gm/Ab Ab Fm Db Ab

servant. You, O LORD, are a God, merciful, merciful and

17 Eb Ab Gm/Ab Ab Fm Db Ab

gracious, slow to anger abounding in love, steadfast love and

21 Eb Db Ab

faithful ness, You're a God, merciful. Oo - oo oo

25 Fm Eb Db Ab Fm

oo oo oo ooh, Oo-oo oo oo oo

30 Eb Ab Fm Db Ab

ooh, Merciful, gracious, slow to anger, a -

35 Fm Eb Db

bound - ing in stead-fast love and faith - ful - ness.

40 Ab Gm/Ab Ab Fm Db Ab Eb

You, O LORD, are a God, mer-ci - ful, mer - ci - ful and gra - cious,

44 Ab Gm/Ab Ab Fm Db Ab Eb

slow to an - ger a - bound-ing in love, stead fast love and faith - ful ness,

48 Db Ab Fm

You're a God, mer-ci - ful. Oo - oo - oo oo oo

52 Eb Db Ab Fm

oo ooh, Oo - oo - oo oo oh

56 Eb Ab Ab(sus2) Fm Db9

ooh. Psalm Eigh - ty - six, one, fif - teen and six - teen.

Though the Earth Give Way

D
G(sus2)
Bm

Though the earth give way, though the mountains be moved, moved in - to the

4 A(sus4)
D
G
Bm

heart of the sea. Though the earth give way, though the mountains be moved, moved in-to the

8 A(sus4)
D
G
A
D

heart of the sea. — we will not fear. God is our re- fuge — and our

15 Bm
G
A
G
D
G
A

strength. A ve - ry pre - sent help in trou - ble. There fore, — we will not

22 D
A
Bm
D
A
G
A
D
A
G
A

fear, not fear. Though the earth give way. though the mountains be moved,

28 Bm
D
A
D
G

moved in-to the heart of the sea. We will not fear. We will not

33 Bm
A
D
D
A
D

fear. We will not fear. Psalm For - ty six, ver - ses one and two.

Take Up the Whole Armor

DDD ESV Songs 14, Track 35

G D C G D

Take up the whole ar - mor, the whole ar-mor of God, take up the whole ar - mor, the whole

4 G D G D C D G D

ar-mor of God, that you may be a - ble to with- stand in the e - vil day, and hav- ing done all, stand

8 C G D G Em D C Em

firm, stand firm.____ In all cir-cum-stan-ces take up the shield of faith, take

12 C G Em D

up the hel- met of sal - va - tion,____ in all cir- cum- stan- ces take

15 C Em C D G D

up the Spi-rit's sword, which is the Word of God. Take up the whole ar- mor, the whole

19 C G D G D G D

ar-mor of God, take up the whole ar- mor, the whole ar-mor of God, that you may be a- ble to with

23 C D G D C G D G

stand in the e - vil day, and hav - ing done all, stand firm, stand firm.____ In

27 Em D C Em C G
 all cir-cum-stan-ces, pray-ing at all times, pray - ing in the Spi - rit, in

31 Em D C Em C D
 all cir-cum-stan-ces, pray-ing at all times, with prayer and sup- pli - ca - tion, Take up the

35 G D C G D
 whole ar - mor, the whole ar - mor of God, take up the whole ar - mor, the whole

38 G D G D C D G D
 ar-mor of God, that you may be a - ble to with- stand in the e - vil day, and hav-ing done all, stand

42 C G D G
 firm, stand firm. — E - phe-sians Six, thir-teen, six-teen through eigh-teen.

Words: adapted from Ephesians 6:13,16-18, ESV Music: Constance Dever ©2012

For I Know the Plans

E \flat B \flat /D Cm A \flat E \flat

"For I know the plans I have for you," de - clares the LORD. "For I

5 E \flat B \flat /D Cm A \flat B \flat E \flat

know the plans I have for you," de - clares the LORD. "Plans for

9 B \flat A \flat E \flat Cm B \flat

wel - fare, not for e - vil, give you a fu - ture and a hope, For I

13 E \flat B \flat /D Cm A \flat B \flat E \flat A \flat

know the plans I have for you," de - clares the LORD. Then you will call on

18 E \flat Cm B \flat A \flat E \flat

me, and come and pray to me. Then you will call on me, and

23 A \flat B \flat Fm A \flat


I will hear you, you will seek Me and find me, when you seek Me with all your

27 B \flat E \flat B \flat /D Cm A \flat

Words: adapted from Psalm 138:4 ESV Music: Constance Dever ©2012


heart. For I know the plans I have for you," de - clares the

32 Eb Eb Bb/D Cm Ab Bb




LORD. "For I know the plans I have for you," de - clares the

36 Eb Bb Ab Eb Cm




LORD. "Plans for wel-fare, not for e-vil, give you a fu-ture and a

40 Bb Eb Bb/D Cm Ab Bb Eb



hope, For I know the plans I have for you," de- clares the LORD. Je re

45 Bb/D Cm Ab Bb Eb



mi - ah chap - ter Twen - ty - nine, ver-ses e - le - ven through twelve.

Words: adapted from Jeremiah 29:11-13, ESV Music: Constance Dever ©2015

DEEP DOWN DETECTIVES

Curriculum Resources



**Appendix B:
Games**

Index of Games

List of Supplies Needed to Make All Games	227
Bible Verse Games	
Duck, Duck, Goose	231
Slap, Clap and Stack	232
Simon Says How	233
Roll 'n' Toss	234
Block Clapping	235
Meet, Greet and Keep It Up	236
Bean Bag Catch	237
Animal Cube	238
Fill 'er Up	239
Lily Pad Jump	240
Loud and Soft, Big and Little	241
Freeze 'n' Say	242
Detective Mission Madness Practice	243
Music, Movement & Memory Activities	
Thumping Drums	244
Say, Spring Up and Shout	245
Freeze Frame	246
Egg Shakers	247
Jingle Bell Hands	248
Big Voice, Little Voice	249
Sing, Dance and Fall Down	250
Bottle Shakers	251
March 'n' Say	252
Clap, Tap and Say	253
Block Clappers	254
Lullabies, Bells and Lions	255
Musical Squares	256
Bible Story Review Games	
Take Me through the Tunnel	257
Missing in Action	258
Treasure Hunt	259
Look Who's Coming Down the Tracks	260
Can You Remember?	261
Clothespin Line Up and Drop	262
Deep Down Detective Clue Hunt	263
Run to the Grocery Store	265
Who's in the Basket?	266
Going Fishing	267
Pony Express	268
Who's Inside?	269
Fix Up the Mix Up	270

Master Supplies List for All Deep Down Detectives Games

Deep Down Detectives uses many games. The good news is, they are simply made and they are re-used throughout the whole curriculum. Make sure you save the games you make and it will save you a lot of time later.

This is the full list of the games and the supplies needed in the Deep Down Detectives Curriculum. I **would highly suggest you do this!** Get the prep work over with at the beginning and coast your way through years of enjoyment! Store them in ziploc bags or baskets and pull them out when needed. So simple!

THIS LIST IS ALSO INCLUDED IN INTRODUCTION

Bible Verse Games

Lily Pad Jump

- Cube-shaped cardboard box,
- paper,
- glue,
- marker

Animal Cube

- Cube-shaped cardboard box,
- paper,
- glue,
- marker

Simon Says How

- Cube-shaped Cardboard box
- Paper, glue, and a marker

Bean Bag Catch

- 1 bean bag per every 2 children (or every child)
- NOTE: Can also fill socks with beans and tie open end to make beanbags.

Slap, Clap and Stack

- 10 or 12 Blocks or other stackable objects

Freeze 'n' Say

- Music and CD/Tape player

Fill'er Up

- 1 bean bag per child
- NOTE: Can also fill socks with beans and tie open end to make beanbags.
- Cardboard box or laundry basket
- Carpet squares, 1 per child

Loud and Soft, Big and Little

- none

Bible Verse Games

Roll 'n' Toss

- Cube-shaped Cardboard box
- Paper, glue, and a marker
- 1 bouncy ball per 2 children

Duck, Duck, Goose

- none

Deep Down Detective Mission Madness Practice

- Detective Gear, such as a trench coat, sunglasses, and a hat

Block Clapping

- 2 wooden blocks per child, preferably about 3"x 2", as found in many children's block sets

Meet, Greet, and Keep It Up

- 16 oz cups, 1 per child (with some extras)
- 2 pieces of rope as long as a line of children
- Masking tape

Master Supplies List for All Deep Down Detectives Games, continued

Music, Movement & Memory

Thumping Drums

- 1 Oatmeal container/coffee can with lid per drum.
- Tape
- Popcorn, rice, beans, etc.
- Wooden spoons, dowels, unsharpened pencils, if desired, for mallets

Say, Spring Up and Shout

- Bean bags, one per child

Freeze Frame

- Some kind of fun hat or clothing for the leader to wear

Egg Shakers

- Empty Easter eggs
- Rice, beans, buttons, pennies, popcorn, beads, small nails or bolts, etc.
- Glue and glue gun OR strong packing tape

Jingle Bell Hands

- 1 6" piece of sturdy string
- 4 or 5 jingle bells, available in most craft shops

Sing, Dance, and Fall Down

- Optional: Bean bags, one per child

Big Voice, Little Voice

- none

Bottle Shakers

- 1 empty 16 oz. soda bottle per shaker
- Rice, beans, buttons, pennies, popcorn, beads, small nails or bolts, etc.
- Glue and glue gun OR strong packing tape

March 'n' Say

- Optional: A fun hat for the leader of the march, or for everyone in the march

Clap, Tap and Say

- none

Lullabies, Bells and Lions

- Bell

Music, Movement & Memory

Musical Squares

- Carpet Squares, enough for all of the children (or chairs)

Block Clappers

- 2 wooden blocks per child, preferably about 3"x 2", as found in many children's block sets

Master Supplies List for All Deep Down Detectives Games, continued

Story Review Games

Going Fishing

- One long wooden dowel, yardstick, etc. per fishing pole
- Yarn
- Paper clip per fishing pole
- Rope
- Two chairs
- Blanket
- Box/bucket/container
- Bucket

Pony Express

- Small manila envelopes, one per flannel graph figure
- Kid's small backpack or a tote bag with a strap
- Basket
- Cowboy hat
- Stick horse or a broom

Fix Up the Mix Up

- None

Can You Remember?

- Index cards

Deep Down Detectives Clue Hunt

- Variety of interesting items that have one or more places to hide a storyboard picture
- Detective Hat
- 4 False Clues (included on the next page)
- CD Player and Deep Down Detectives Theme Song

Clothespin Line Up and Drop

- Rope
- Clothespins, the hinged type
- Shoe box
- Tape

Who's in the Basket?

- Blanket
- Basket

Run to the Grocery Store

- Grocery bag or kid's grocery cart
- Empty food cartons

Story Review Games

Treasure Hunt

- 10 small lidded plastic containers or boxes (like from a jewelry store) or wooden, hinged boxes from a craft store
- Various decorating supplies, such as fake craft jewels, glitter, glitter glue, foil paper, gold spray paint
- glue

Take Me Through the Tunnel

- Chairs or Table
- Sheet or blanket
- Box

Missing in Action

- None

Who's Inside?

- 10 different containers with lids

Look Who's Coming Down the Tracks

- Two shoe boxes
- 6' or so of rope
- Optional: Engineer's hat

Bible Verse Game

Intake or Response Activity to learn Bible verse

Duck, Duck, Goose

Materials

- Bible Verse sign from the curriculum
- Deep Down Discussion Questions (optional)

Preparation

None.

Learning the Verse

Choose the whole verse or an appropriate length portion of the verse to learn. Read the verse slowly and explain it to them. A simple explanation is included on the back of the Bible Truth sign. Practice saying the verse with the children a few times.

Playing the Game

1. Have the children sit in a circle, cross-legged on the floor.
2. Choose a child to be "It". "It" will walk around behind the seated children, tapping each one on the head, the whole group recites the verse, saying one word for each head tap.
3. The child whose head is the last one to be tapped must get up and chase "It", hoping to tag "It" before "It" can get around the circle and sit down in the open spot in the circle.
4. If the child does tag "It" then he may take his place in the circle. If not, then the new child is "It." If desired, you can also ask them a question about the verse before repeating. See the Deep Down Discussion Sheet for possible questions.
5. Repeat as frequently as desired.

Bible Verse Game

intake or Response Activity to learn Bible verse

Slap, Clap and Stack

Materials

- Bible Verse sign from the curriculum
- Deep Down Discussion Questions (optional)
- 10 or 12 Blocks or other stackable objects

Preparation

None.

Learning the Verse

Choose the whole verse or an appropriate length portion of the verse to learn. Read the verse slowly and explain it to them. A simple explanation is included on the back of the Bible Truth sign. Practice saying the verse with the children a few times.

Playing the Game

1. Tell the children that they are going to learn the verse while working together to make the largest stack of blocks/objects they can. After each time they say the verse, a child gets to pick out an object to put on the tower. Teacher will help them balance it in place.
2. Have everyone sit down in a circle around the stacking area. Say the verse together. If desired, you can add a motion the children do each time they say the verse, such as clap, stomp feet, etc. This will add movement to this game. Choose a child to pick out an object. Help the child put it in place.
3. Continue adding objects/blocks until all objects are used up or the tower falls down.
4. Repeat as desired. If desired, you can also ask them a question about the verse after every turn or every few turns. See the Deep Down Discussion Sheet for possible questions.

Bible Verse Game

intake or Response Activity to learn Bible verse

Simon Says How

Materials

- Bible Verse sign from the curriculum
- Deep Down Detectives Discussion Questions (optional)
- Cube-shaped Cardboard box
- Paper, glue, and a marker
- Die Number and Action Chart (see below)

Preparation

Make a die out of the cardboard box as follows:

1. Cut the paper into the size of one side of the cube. Use it as a pattern to make six pieces (one for each side of the cube)
2. Glue each piece of paper onto each side of the cube.
3. Write the numbers 1-6 on the each side of the cube like a die.
4. Make a sign as follows:

1 = Head	2 = Feet
3 = Hands	4 = Hands and Feet
5 = Laying Down	6 = Eyes Closed

Learning the Verse

Choose the whole verse or an appropriate length portion of the verse to learn. Read the verse slowly and explain it to them. A simple explanation is included on the back of the Bible Truth sign. Practice saying the verse with the children a few times.

Playing the Game

1. Have the children spread out facing the leader.
2. Tell the children that they are going to play "Simon Says How", a game in which everyone will take turns making up different actions that they will do while saying the verse.
3. Explain that "Simon" will roll the die and make up actions that use the parts of the body that correspond to the number on the chart. Everyone else will then recite the verse while standing still. Then challenge them to recite it again while doing the actions "Simon" made up at the same time.
4. Simon will then choose another person to be Simon in his place. Repeat. If desired, you can also ask them a question about the verse after every turn or every few turns. See the Deep Down Detectives Discussion Sheet for possible questions.

Bible Verse Game

intake or Response Activity to learn Bible verse

Roll 'n' Toss

Materials

- Bible Verse sign from the curriculum
- Deep Down Discussion Questions (optional)
- Cube-shaped Cardboard box
- Paper, glue, and a marker
- 1 bouncy ball per 2 children

Preparation

1. Cut the paper into the size of one side of the cube. Use it as a pattern to make six pieces (one for each side of the cube)
2. Glue each piece of paper onto each side of the cube.
3. Write different actions on each side of the cube: Roll, Bounce, Overhand Toss, Close Eyes and Roll, Backwards Roll (through legs), Underhand Toss.

Learning the Verse

Choose the whole verse or an appropriate length portion of the verse to learn. Read the verse slowly and explain it to them. A simple explanation is included on the back of the Bible Truth sign. Practice saying the verse with the children a few times.

Playing the Game

1. Have the children spread out facing the leader.

Playing the Game

1. Tell the children they will be throwing a ball to a partner in the different ways you have written on the cube (show them the cube).
2. Have the children stand in two long lines, with their partners facing each other about 9-12' apart (whatever seems to be a good tossing/rolling distance for your children).
3. Give out the ball to each person in one of the long lines. (Partners will not have one.)
4. Practice each of the different ball actions, then begin the game.
5. Have everyone say the verse together. Toss the cube and tell everyone what the motion will be. At your signal, have one partner roll, toss, etc. the ball to the other. After all the partners have received the balls and everyone is back in line. Have everyone say the verse together, then toss the cube again. If desired, you can also ask them a question about the verse after every few rolls. See the Deep Down Discussion Sheet for possible questions.

Bible Verse Game

intake or Response Activity to learn Bible verse

Block Clapping

Materials

- Bible Verse sign from the curriculum
- Deep Down Discussion Questions (optional)
- 2 wooden blocks per child, preferably about 3"x 2", as found in many children's block sets

Preparation

None.

Learning the Verse

Choose the whole verse or an appropriate length portion of the verse to learn. Read the verse slowly and explain it to them. A simple explanation is included on the back of the Bible Truth sign. Practice saying the verse with the children a few times.

Playing the Game

1. Show the children the clapping blocks and tell them: "We are going to use our Bible verse to play a game. But first, we need to practice saying the verse." (Practice saying it a couple of times).
2. Hand out the clapping blocks and let the children clap them a while (without saying the verse), then quiet them.
3. Then tell them, "OK, let's try saying our verse and block clapping at the same time!" Lead the children in reciting the verse and clapping with each word. Or, you can have the children clap the blocks together a certain number of times, then say the verse after the last clap. If desired, you can also ask them a question about the verse before repeating. See the Deep Down Discussion Sheet for possible questions.
4. Repeat as frequently as desired.

Bible Verse Game

intake or Response Activity to learn Bible verse

Meet, Greet and Keep It Up

Materials

- Bible Verse sign from the curriculum
- Deep Down Discussion Questions (optional)
- 16 oz. cups, 1 per child (with some extras)
- 2 pieces of rope as long as a line of children
- Masking tape

Preparation

1. Line up the 2 pieces of rope about 6' apart.
2. Put down a piece of masking tape the same length as the ropes, running parallel to the ropes midway between the 2 ropes.

Learning the Verse

Choose the whole verse or an appropriate length portion of the verse to learn. Read the verse slowly and explain it to them. A simple explanation is included on the back of the Bible Truth sign. Practice saying the verse with the children a few times.

Playing the Game

1. Split the children into partners. Have them stand in two long lines, with their partners facing each other about 6' apart.
2. Tell the children they will be meeting and greeting their partners with a handshake at the masking tape in the middle, then turning around and going back to their place along the rope. Have them practice this.
3. Now tell them, that they will also be balancing a cup on their head while they do this.
4. Give out a cup to everyone. Have them practice balancing the cup on their heads.
5. Now play the game. Have everyone say the verse together. Then have them put the cups on their heads. At your signal, have them walk to the middle, greet their partner with a handshake, turn around and go back—trying to keep the cup balanced on their head the whole time. (There is no penalty for cups falling off.)
6. Have everyone settle back in place in the line, with the cups off their heads. Say the verse together again, put the cups back on their heads, then walk to greet partner again, etc.
7. You can move the ropes back gradually so the children can try to do it from further and further apart.
8. If desired, you can also ask them a question about the verse after every few turns. See the Deep Down Detective Discussion Sheet for possible questions.

Bible Verse Game

intake or Response Activity to learn Bible verse

Bean Bag Catch

Materials

- Bible Verse sign from the curriculum
 - Deep Down Discussion Questions (optional)
 - 1 bean bag per every 2 children (or every child)
- NOTE: Can also fill socks with beans and tie open end to make beanbags.

Preparation

None.

Learning the Verse

Choose the whole verse or an appropriate length portion of the verse to learn. Read the verse slowly and explain it to them. A simple explanation is included on the back of the Bible Truth sign. Practice saying the verse with the children a few times.

Playing the Game

1. Pair the children with a partner.
2. Have the children stand in two long lines, with their partners facing each other at arm's length apart.
3. Give out a bean bag to each person in one of the long lines. (Partners will not have one.) Have everyone say the verse together, then throw the bean bag to their partners, trying to catch the bean bag. (NOTE: no one is "out" if they don't catch it.)
4. Have both lines of children take a step back.
5. Say the verse altogether again, then throw the bean bags again.
6. Repeat as frequently as desired. If desired, you can also ask them a question about the verse after every turn or every few turns. See the Deep Down Discussion Sheet for possible questions.

Bible Verse Game

intake or Response Activity to learn Bible verse

Animal Cube

Materials

- Bible Verse sign from the curriculum
- Deep Down Discussion Questions (optional)
- Cube-shaped cardboard box
- Paper, glue, and a marker

Preparation

1. Cut the paper into the size of one side of the cube. Use it as a pattern to make six pieces (one for each side of the cube) Draw a simple animal picture on each piece of paper. Possibilities would be: rabbit, monkey, elephant, bird, fish, and a horse. Glue each picture onto each side of the cube.

Learning the Verse

Choose the whole verse or an appropriate length portion of the verse to learn. Read the verse slowly and explain it to them. A simple explanation is included on the back of the Bible Truth sign. Practice saying the verse with the children a few times.

Playing the Game

1. Tell the children they will be playing a game in which they must move like six different animals. Have them practice the movements for each of the animals on your cube. (Rabbit: leaping; monkey: scratching under arms and saying "ooh-ooh, ahh-ahh"; Elephant: swinging arms like a trunk and making trumpet sound; Bird: flapping arms like wings; Fish: palms together, weaving them in a serpentine action, saying "blub-blub"; horse: galloping/prancing and neighing).
2. Show the children the cube with the animal pictures on it, just like the ones they've practiced. Tell them that you will roll the dice and everyone (at your signal) will begin making the movement for that animal. Tell them that they must stop in place and be very quiet when they hear a certain noise (such as a whistle, a bell ring, clap, etc.). Tell them that you will be watching them. And that children who are very good at listening and stopping when you say so will get a chance to toss the cube for everyone. Practice tossing the cube, making the movements and stopping with the children.
3. Now it's time to play the whole game. Choose a child to roll the cube and say which animal is picked and what action they will do for the animal. Have everyone say the verse, then at your cue, let the children act out the animal until you tell them to stop (a bell or whistle can be used to give the start and stop signals).
4. Choose another child and repeat. If desired, you can also ask them a question about the verse after every turn or every few turns. See the Deep Down Discussion Sheet for possible questions.

Other Option: If children get really good at this, you can challenge them by saying the verse while they make the movement.

Bible Verse Game

Intake or Response Activity to learn Bible verse

Fill 'er Up

Materials

- Bible Verse sign from the curriculum
- Deep Down Discussion Questions (optional)
- 1 Bean bag per child
- NOTE: Can also fill socks with beans and tie open end to make beanbags.
- Cardboard box or laundry basket
- Carpet squares, 1 per child

Preparation

1. Put box/basket in a central location.
2. Place carpet squares equidistant about 2' from center box/basket. These will be for the children to sit on.

Learning the Verse

Choose the whole verse or an appropriate length portion of the verse to learn. Read the verse slowly and explain it to them. A simple explanation is included on the back of the Bible Truth sign. Practice saying the verse with the children a few times.

Playing the Game

1. Have the children stand on a carpet square.
2. Tell them that they will be saying the verse, then—on your signal—they will try to throw as many of their bean bags as they can into the box/basket target in the middle.
3. As they get good at throwing their bean bags in, have the children move back their carpet squares.
4. Repeat verse before toss. If desired, you can also ask them a question about the verse after every few tosses. See the Deep Down Discussion Sheet for possible questions.

Bible Verse Game

intake or Response Activity to learn Bible verse

Lily Pad Jump

Materials

- Bible Verse sign from the curriculum
- Deep Down Discussion Questions (optional)
- Cube-shaped cardboard box, paper, glue, marker

Preparation

Make a die out of the cardboard box as follows:

1. Cut the paper into the size of one side of the cube.
2. Use it as a pattern to make six pieces (one for each side of the cube).
3. Glue each piece of paper onto each side of the cube.
4. Write the numbers 1-6 on the each side of the cube like a die.

Learning the Verse

Choose the whole verse or an appropriate length portion of the verse to learn. Read the verse slowly and explain it to them. A simple explanation is included on the back of the Bible Truth sign. Practice saying the verse with the children a few times.

Playing the Game

1. Tell children that they will be froggies, leaping from lily pad to lily pad. Everyone will say the verse together, then you (or a very good, well-behaved listening "froggie") will roll the die and see how many leaps all the froggies will make before them stop.
2. Have them practice leaping. Warn them to watch out for their other froggie friends so that no one gets hurt. Practice stopping.
3. Have everyone get in froggie position. Roll die and tell them how many leaps they will leap. Say the verse together. At your signal, everyone leaps as you (or you and they) count out the number of leaps together: "1, 2, 3, stop!" etc. Repeat. If desired, you can also ask them a question about the verse after every turn or every few turns. See the Deep Down Discussion Sheet for possible questions.

Bible Verse Game

intake or Response Activity to learn Bible verse

Loud and Soft, Big and Little

Materials

Bible Verse sign from the curriculum
Deep Down Discussion Questions (optional)

Preparation

None.

Learning the Verse

Choose the whole verse or an appropriate length portion of the verse to learn. Read the verse slowly and explain it to them. A simple explanation is included on the back of the Bible Truth sign. Practice saying the verse with the children a few times.

Playing the Game

1. Tell the children: "Let's practice our Bible verse with a game."
2. "First let's say our verse together," (say it a couple times).
3. "Now let's see how quietly we can whisper it! Can you say it quietly like I am?" Have everyone follow your voice as it gets quiet, then loud, then medium, etc. Quiet them, then repeat. If desired, you can also ask them a question about the verse after they repeat the verse a few times. See the Deep Down Discussion Sheet for possible questions.

NOTE: You may find it easier for the children to follow getting louder and softer by lowering your hands when you are getting quieter and then raising your hands when you are getting louder.

Bible Verse Game

intake or Response Activity to learn Bible verse

Freeze 'n' Say

Materials

- Bible Verse sign from the curriculum
- Deep Down Discussion Questions (optional)
- Music and CD/Tape player

Preparation

None.

Learning the Verse

Choose the whole verse or an appropriate length portion of the verse to learn. Read the verse slowly and explain it to them. A simple explanation is included on the back of the Bible Truth sign. Practice saying the verse with the children a few times.

Playing the Game

1. Play some of the music for the children. Tell them that they will move around the room as you tell them (marching, leaping, clapping, etc.) while they hear the music. They will stop and freeze in whatever position they are in when the music stops. Practice this with them.
2. When they have the concept down, add saying the verse when the music stops and they are in their frozen position.
3. After they say the verse, then tell them how you want them to move when the music starts again. You can take their suggestions for movement ideas, too.
4. Start the music up again and continue. Repeat as frequently as desired. If desired, you can also ask them a question about the verse after every turn or every few turns. See the Deep Down Discussion Sheet for possible questions.

Bible Verse Game

Intake or Response Activity to learn Bible verse

Deep Down Detectives Mission Madness Practice

Materials

- Bible Verse sign from the curriculum
- Deep Down Discussion Questions (optional)
- Deep Down Detectives Theme Song and/or Bible verse song
- Detective Gear, such as a trench coat, sunglasses, and a hat

Preparation

None.

Learning the Verse

Choose the whole verse or an appropriate length portion of the verse to learn. Read the verse slowly and explain it to them. A simple explanation is included on the back of the Bible Truth sign. Practice saying the verse with the children a few times.

Playing the Game

1. Tell the children that sometimes detectives have to do all sorts of things to get answers to their questions and solve the case they are working on. In this game, they will practice some detective moves.
2. Put on the detective costume, telling the children that you will start out the game as the Chief Detective.
3. As you play the Deep Down Detectives theme song, you will lead the children in practicing one of their moves, such as swimming across a deep river. . (Other possible actions would be crawling, hand over eye looking around left and right; walking backwards, shuffling, stooping, and crawling..)
4. When the song finishes, the children will sit down and everyone will say the verse together. If desired, you can also ask them a question about the verse. See the Deep Down Discussion Sheet for possible questions.
5. Choose a child to take your place as Chief Detective. Repeat activity, choosing another detective move. Play continues as time and attention span allow.

Music, Movement & Memory Activity

Intake or Response Activity to learn the Big Question, Bible verse and Unit music

Thumping Drums

Materials

- CD of unit music
- Deep Down Detectives Discussion Questions (optional)
- 1 Oatmeal container/coffee can with lid per drum.
- Tape
- Popcorn, rice, beans, etc.
- Wooden spoons, dowels, unsharpened pencils, if desired, for mallets

How to Make

1. Tape the lid of empty oatmeal or coffee cans in place. (If want to make a snare drum, add popcorn, rice, etc. in the empty container before taping shut.)
2. Children can either tap drum with hands or you can give them 2 wooden spoons, wooden dowels or unsharpened pencils with wooden spoons glue gunned to an end as mallets.

What to Do

1. Show the children the thumping drums. Tell them. "I'm going to say God's Word and make a joyful noise to Him with these thumping drums. Come and join me!"
2. First let's sing our Bible verse song/Big Question song/Praise Song/Hymn together (say the verse a couple of times, if using it.)
3. "Now let's make that joyful noise to the LORD!" Hand out the drums (and mallets) and let the children beat them awhile. Quiet them, then repeat.
4. If desired, you can ask the children a question related to the verse/the songs they are singing, using the Deep Down Detectives Discussion Sheet after each time (or every few times) you sing the song/say the verse.

NOTE: Younger children may need to sing the Bible verse/Big Question song/etc, then thump. But, as the children get older, they may be able to sing the song(s) AND thump at the same time.

Music, Movement & Memory Activity

Intake or Response Activity to learn the Big Question, Bible verse and Unit music

Say, Spring Up and Shout

Materials

- CD of unit music
- Deep Down Detectives Discussion Questions (optional)
- Optional: Bean bags, one per child

What to Do

1. Tell the children: "We're going to sing our Bible verse/Big Question/other song and make a joyful noise to God, crouching down like this (Crouch down). Then at the end, we're going to spring up and shout, "Amen, I agree!"
2. First let's sing our Bible verse song/Big Question song/Praise Song/Hymn together (say the verse a couple of times, if using it.)
3. "Now let's jump up and say, "AMEN! I agree!" After everyone springs up and says "Amen," quiet them, then repeat.
4. If desired, when the children get the crouching and jumping down, you might give them a bean bag to toss in the air as they spring up. Practicing tossing up in the air rather than AT others.
5. If desired, you can ask the children a question related to the verse/the songs they are singing, using the Deep Down Detectives Discussion Sheet after each time (or every few times) you sing the song/say the verse.

Music, Movement & Memory Activity

Intake or Response Activity to learn the Big Question, Bible verse and Unit music

Freeze Frame

Materials

- CD of unit music
- Deep Down Detectives Discussion Sheet Questions (optional)
- Some kind of fun hat or clothing for the leader to wear

What to Do

1. Tell the children. "I'm going to sing God's Word and make a joyful noise to Him...but I'm going to freeze in place in between songs. Come and join me!"
2. Choose one child to be the leader. Help them put on the leader hat/clothing.
3. Have the kids march around behind the leader, singing the song of your choice.
4. Have the children freeze in place when you stop the song at a random point.
5. When everyone is frozen, have the children tell you what the next word/phrase to the song.
6. If desired, you can ask the children a question related to the words or another question from the Deep Down Detectives Discussion Sheet after each time (or every few times) you freeze the song.
7. Choose another leader and play the song again, stopping on a different word from the song to highlight.

Music, Movement & Memory Activity

Intake or Response Activity to learn the Big Question, Bible verse and Unit music

Egg Shakers

Materials

- CD of unit music
- Deep Down Detectives Discussion Sheet (optional)
- Empty Easter eggs
- Rice, beans, buttons, pennies, popcorn, beads, small nails or bolts, etc.
- Glue and glue gun OR strong packing tape

How to Make

1. Fill empty Easter eggs with different small objects such as rice, beans, pennies, buttons, popcorn, beads, small nails or bolts, etc., then seal lid shut with glue gun or with packing tape. Different objects make different sounds. Different amounts of the same object make different sounds, too. The children will enjoy the variety.

What to Do

1. Show the children the egg shakers and tell them, "I'm going to sing our Bible verse/Big Question/other song and make a joyful noise to God with these egg shakers. Come and join me!"
2. First let's sing our Bible verse song/Big Question song/Praise Song/Hymn together (say the verse a couple of times, if using it.)
3. Hand out the egg shakers and let the children shake them a while (without singing), then quiet them.
4. Then tell them, "OK, let's try singing and shaking our eggs at the same time!" Lead the children in song and shaking.
5. If desired, you can ask the children a question related to the verse/the songs they are singing, using the Deep Down Detectives Discussion Sheet after each time (or every few times) you sing the song/say the verse.

NOTE: Younger children may need to sing the Bible verse/Big Question song/etc, then shake. But, as the children get older, they may be able to sing the song(s) AND shake at the same time.

Music, Movement & Memory Activity

Intake or Response Activity to learn the Big Question, Bible verse and Unit music

Jingle Bell Hands

Materials

- CD of unit music
- Deep Down Detectives Discussion Questions (optional)
- 1 6" piece of sturdy string
- 4 or 5 jingle bells, available in most craft shops (OR three Ball jar lid outer rings per instrument)

How to Make

1. Cut a piece of string about 6" long.
2. Thread 4 or 5 jingle bells onto string, securely tying each in place with a knot before adding the next one. Tie the ends together. Children can either wear these like a bracelet or can hold them in their hands. If using Ball jar lid rings, string three of these together with the same piece of string and fasten.

What to Do

1. Show the children the bottle shakers and tell them, "I'm going to sing our Bible verse/Big Question song and make a joyful noise to God with these bottle shakers. Come and join me! First, let's sing the Bible verse/ Big Question/etc. song together on our own (sing the song a couple of times.) Now let's make that joyful noise to the LORD!"
2. Hand out the jingle hand bells and let the children jingle them a while (without singing), then quiet them.
3. Then tell them, "OK, let's try singing and jingling at the same time!" Lead the children in singing and jingling.
4. If desired, you can ask the children a question related to the verse/the songs they are singing, using the Deep Down Detectives Discussion Sheet after each time (or every few times) you sing the song/say the verse.

NOTE: Younger children may need to sing the Bible verse/Big Question song/etc, then jingle. But, as the children get older, they may be able to sing the song(s) AND jingle at the same time.

Music, Movement & Memory Activity

Intake or Response Activity to learn the Big Question, Bible verse and Unit music

Big Voice, Little Voice

Materials

- CD of unit music
- Deep Down Detectives Discussion Questions (optional)

What to Do

1. Tell the children: "I'm going to sing our Bible verse/Big Question song and make a joyful noise to Him quietly and loudly! Come and join me!"
2. First let's sing our Bible verse song/Big Question song/Praise Song/Hymn together (say the verse a couple of times, if using it.)
3. "Now let's see how quietly we can whisper it! Can you sing it quietly like I am?" Have everyone follow your voice as it gets quiet, then loud, then medium, etc. Quiet them, then repeat.
4. If desired, you can ask the children a question related to the verse/the songs they are singing, using the Deep Down Detectives Discussion Sheet after each time (or every few times) you sing the song/say the verse.

NOTE: You may find it easier for the children to follow getting louder and softer by lowering your hands when you are getting quieter and then raising your hands when you are getting louder.

Music, Movement & Memory Activity

Intake or Response Activity to learn the Big Question, Bible verse and Unit music

Sing, Dance and Fall Down

Materials

- CD of unit music
- Deep Down Detectives Discussion Questions (optional)
- 1 oatmeal container/coffee can with lid per drum.
- Tape
- Popcorn, rice, beans, etc.
- Wooden spoons, dowels, unsharpened pencils, if desired, for mallets

How to Make

1. Tape the lid of empty oatmeal or coffee cans in place. (If want to make a snare drum, add popcorn, rice, etc. in the empty container before taping shut.)
2. Children can either tap drum with hands or you can give them 2 wooden spoons, wooden dowels or unsharpened pencils with wooden spools glue gunned to an end as mallets.

What to Do

1. Tell the children: "I'm going to sing our Bible verse/Big Question/etc. song and make a joyful noise to Him with my body by dancing to some music...then falling down when it stops. Come and join me!"
2. First let's sing our Bible verse song/Big Question song/Praise Song/Hymn together (say the verse a couple of times, if using it.)
3. "Now let's dance as we sing our song. Then fall down when we finish. Let's dance." Have everyone dance and sing the song. When you finish, say, "Everyone fall down!" Quiet the children, then repeat.
4. If desired, you can ask the children a question related to the verse/the songs they are singing, using the Deep Down Detectives Discussion Sheet after each time (or every few times) you sing the song/say the verse.

Music, Movement & Memory Activity

Intake or Response Activity to learn the Big Question, Bible verse and Unit music

Bottle Shakers

Materials

- CD of unit music
- Deep Down Detectives Discussion Questions (optional)
- 1 empty 16 oz. soda bottle per shaker
- Rice, beans, buttons, pennies, popcorn, beads, small nails or bolts, etc.
- Glue and glue gun OR strong packing tape

How to Make

1. Fill empty 16 oz.. soda bottles with different small objects such as rice, beans, pennies, buttons, popcorn, beads, small nails or bolts, etc.
2. Seal lid shut with glue gun or with packing tape. Different objects make different sounds. Different amounts of the same object make different sounds, too. The children will enjoy the variety.

What to Do

1. Show the children the bottle shakers and tell them. "I'm going to sing our Bible verse/Big Question song and make a joyful noise to God with these bottle shakers. Come and join me! First, let's sing the Bible verse/ Big Question/etc. song together on our own (sing the song a couple of times.) Now let's make that joyful noise to the LORD!"
2. Hand out the bottle shakers and let the children shake them a while (without singing), then quiet them.
3. Then tell them, "OK, let's try singing and shaking at the same time!" Lead the children in song and shaking.
4. If desired, you can ask the children a question related to the verse/the songs they are singing, using the Deep Down Detectives Discussion Sheet after each time (or every few times) you sing the song/say the verse.

NOTE: Younger children may need to sing the Bible verse/Big Question song/etc, then shake. But, as the children get older, they may be able to sing the song(s) AND shake at the same time.

Music, Movement & Memory Activity

Intake or Response Activity to learn the Big Question, Bible verse and Unit music

March 'n' Say

Materials

- CD of unit music
- Deep Down Detectives Discussion Questions (optional)
- Optional: A fun hat for the leader of the march, or for everyone in the march

What to Do

1. Tell them, "I'm going to say God's Word and make a joyful noise to Him by marching. Come and join me!"
2. First let's sing our Bible verse song/Big Question song/Praise Song/Hymn together (say the verse a couple of times, if using it.)
3. "Now let's march around as we sing!"
4. If desired, let the leader of the march (you the first time, then pick different children), wear a fun hat as he/she leads. Or, have hats for everyone to wear.
5. If desired, you can ask the children a question related to the verse/the songs they are singing, using the Deep Down Detectives Discussion Sheet after each time (or every few times) you sing the song/say the verse.

NOTE: Younger children may need to sing the Bible verse/Big Question song/etc, then thump. But, as the children get older, they may be able to sing the song(s) AND thump at the same time.

Music, Movement & Memory Activity

Intake or Response Activity to learn the Big Question, Bible verse and Unit music

Clap, Tap and Say

Materials

- CD of unit music
- Deep Down Detectives Discussion Questions (optional)

What to Do

1. Tell the children: "I'm going to sing our Bible verse/Big Question/etc. song and make a joyful noise to Him with my body by clapping and tapping. Come and join me!"
2. First let's sing our Bible verse song/Big Question song/Praise Song/Hymn together (say the verse a couple of times, if using it.)
3. "Now let's clap and tap! Can you do what I'm doing?" Have everyone follow your motions as you clap your hands, tap your head, hit your knees together, rub your belly, etc. for a while. Quiet them, then repeat. If desired, have different children think up different motions.
4. If desired, you can ask the children a question related to the verse/the songs they are singing, using the Deep Down Detectives Discussion Sheet after each time (or every few times) you sing the song/say the verse.

NOTE: Younger children may need to sing the Bible verse/Big Question song/etc, then clap, tap, etc. But, as the children get older, they may be able to sing the song(s) AND do the motions at the same time.

Music, Movement & Memory Activity

Intake or Response Activity to learn the Big Question, Bible verse and Unit music

Block Clappers

Materials

- CD of unit music
- Deep Down Detectives Discussion Questions (optional)
- 2 wooden blocks per child, preferably about 3"x 2", as found in many children's block sets

What to Do

1. Show the children the clapping blocks . Tell them, "I'm going to say God's Word and make a joyful noise to Him with these clapping blocks. Come and join me!
2. First let's sing our Bible verse song/Big Question song/Praise Song/Hymn together (say the verse a couple of times, if using it.)
3. Now let's make that joyful noise to the LORD!" Hand out the clapping blocks and let the children clap them a while (without singing), then quiet them.
4. Then tell them, "OK, let's try singing and block clapping at the same time!" Lead the children in song and clapping.
5. If desired, you can ask the children a question related to the verse/the songs they are singing, using the Deep Down Detectives Discussion Sheet after each time (or every few times) you sing the song/say the verse.

NOTE: Younger children may need to sing the Bible verse/Big Question song/etc, then clap. But, as the children get older, they may be able to sing the song(s) AND clap at the same time.

Music, Movement & Memory Activity

Intake or Response Activity to learn the Big Question, Bible verse and Unit music

Lullabies, Bells and Lions

Materials

- CD of unit music
- Bell
- Deep Down Detectives Discussion Questions (optional)

What to Do

1. Tell the children: "We're going to pretend to go to sleep as children, but wake up like an animal. Everyone sit down and let's sing our lullaby before we go to bed. When you hear the morning bell ring, you can pretend to be the animal I say until you hear the bedtime bell ring and you have to sit back down."
2. Ring the bell and say, "It's time for bed, it's time for bed! Sit down where you are, you sleepy heads!" Have all the children sit down in place. Then say, "Before we go to sleep, we have to sing our bedtime lullaby. Let's sing our Bible verse song/Big Question song/Praise Song/Hymn." Have the children sing the song with you, then tell them, "Shhh. Lay down! It's time for bed!"
3. Have all the children lay down and be very still and quiet like they are sleeping for a few minutes. Then say, "Sleeping, sleeping, look at all the sleeping children. But when the morning bell rang, they all woke up, and were lions (or whatever animal you choose) all day!"
3. All the children will get up and pretend to be the animal. After a few moments, ring the bell and say, "It's time for bed, it's time for bed! Sit down where you are, you sleepy heads!"
4. If desired, you can ask the children a question related to the verse/the songs they are singing, using the Deep Down Detectives Discussion Questions after each time (or every few times) you sing the lullaby song.

Music, Movement & Memory Activity

Intake or Response Activity to learn the Big Question, Bible verse and Unit music

Musical Squares

Materials

- CD of unit music
- Carpet Squares, enough for all of the children (or chairs)
- Deep Down Detectives Discussion Questions (optional)

What to Do

1. Set out the squares/chairs in a circle. Ask the children to sit down on their square/chair.
2. Tell the children they will march around behind the squares/chairs as you play the Big Question Song/Bible verse song/Hymn/Praise Song/etc. When the music stops, they are to sit down on the nearest square/chair island.
3. Play the music, sing the song as the children make swimming motion with their arms to it. Stop the music and have the children sit down on the nearest square/chair.
4. If desired, you can ask the children a question related to the verse/the songs (or the lesson concepts) they are singing, using the Deep Down Detectives Discussion Questions, after each time (or every few times) they sit down.

Bible Story Review Game

Response Activity to review the story and key concepts

Take Me Through the Tunnel

Materials

- Bible Truth storyboard pictures and Storyboard
- Deep Down Discussion Questions
- Chairs or Table
- Sheet or blanket
- Box

Preparation

1. Construct a tunnel using the sheet draped over a table/chairs.
2. Put the flannelgraph figures in a box in the "tunnel."

Playing the Game

1. Have the children take turns crawling through the tunnel, retrieving one of the pictures.
2. When the child comes out of the tunnel, he shows the figure to the other children from them to name.
3. Have the children name the character; and, if desired, answer a question (see Deep Down Discussion Sheet) about what they did in the story.
4. Have the child stick the picture on the storyboard, gradually recreating the scene as the game progresses.

Bible Story Review Game

Response Activity to review the story and key concepts

Missing in Action

Materials

- Bible Truth storyboard pictures and Storyboard
- Deep Down Discussion Questions

Preparation

1. Put all the story pictures up on the storyboard, recreating the scene from the story. .

Playing the Game

1. Review the story briefly, pointing to the figures on the story board background as you go. Have the children help you, if desired.
2. Tell the children that someone from the story is about to go "Missing in Action" and they have to guess who it is. Have the children cover their eyes and take one figure off the board.
3. Have the children open their eyes and figure out who is missing.
4. Put the picture back on the board. Take another picture off the board, having a child choose who will go missing in action this time.
5. If desired, you can ask the children a question related to story each time/every few times a picture is put up, using the Deep Down Discussion Sheet.

Bible Story Review Game

Response Activity to review the story and key concepts

Treasure Hunt

Materials

Bible Truth storyboard pictures

Deep Down Discussion Questions

10 small lidded plastic containers or boxes (like from a jewelry store) or wooden, hinged boxes from a craft store

Various decorating supplies, such as fake craft jewels, glitter, glitter glue, foil paper, gold spray paint
glue

Preparation

Before playing the game, you will need to make your treasure boxes:

1. Collect 10 small lidded plastic containers or lidded boxes (like from a jewelry store), just large enough to put the Bible story pictures in. Alternatively, you can also purchase 10 hinged wooden boxes from a craft store. These make marvelous treasure boxes.
2. Decorate each container/box with the jewels, glitter, paper, gold paint, etc to give them a “treasure-y” look.

Right before Class:

1. Put a Bible story picture in each container and hide them around the room.
2. You may want to review the story and the pictures before class.

Playing the Game

1. Tell the children that you are going on a treasure hunt and need their help finding all the treasure hidden around the room.
2. Have the children take turns finding the treasure boxes and bringing them to you.
3. Remove each picture as the box is found and ask the children review questions about the character from the Bible story. If desired, you can simply put each picture on the floor, table, or storyboard as it is found, then ask questions about the Bible story when you have collected them all. (See the Deep Down Discussion Sheet for possible questions.)
4. Remember to store your boxes after the game, keeping them for the next time you play.
5. Game continues as time allows or until you have retrieved and reviewed all the pictures and the story.

Bible Story Review Game

Response Activity to review the story and key concepts

Look Who's Coming Down the Tracks

Materials

- Bible Truth storyboard pictures
- Deep Down Discussion Questions
- Two shoe boxes
- 6' or so of rope
- Optional: Engineer's hat

Preparation

1. Make a "train" with two cars made with the two shoe boxes strung together with rope.
2. Poke a hole through the front short side of the shoe box that will be the back "car."
3. Poke a hole through the front and back short sides of the shoe box that will be the front "car."
4. Thread the rope through these holes, tying knots near the inside and outside of each to keep the car securely in place.

Playing the Game

1. Put a picture in each "car" of the train (out of the sight of the children). Say, "Look who's coming down the track!"
2. Hand the end of the rope to a child and have them pull it around to where the other participating children are saying "Choo! Choo! Choo! Choo!" (you can have all the children say this, just the child pulling, you and the child, etc.)
3. After the child pulls it to where the children are say, "Train, stop!"
4. Pull out the pictures, show them to the children and ask, "Who's on our train?"
5. If desired, you can ask the children a question related to the picture/story, from the Deep Down Detectives Discussion Sheet.

Tip: For more fun, have a train engineer's hat for the child pulling the train to wear.

Bible Story Review Game

Response Activity to review the story and key concepts

Can You Remember?

Materials

- 2 sets of Bible Truth storyboard pictures (Simply photo copy a second black & white set from the originals)
- Deep Down Discussion Questions
- Index Cards

Preparation

1. Attach the storyboard pictures to index cards, making sure that the pictures are completely covered by the cards.
2. Scramble the order of pictures and set face down on the floor or table.

Playing the Game

1. Have the children take turns trying to make matches by choosing and turning over two pictures at a time.
2. If the pictures match, they are removed from the floor and one is placed on the storyboard. Have the children identify the pictures as they are added to the board. If they do not match, they are turned over face down again and someone else gets to try.
3. If desired, you may also want to ask the children a question about the picture/the story as a match is made, using the Deep Down Discussion Sheet for suggestions.
4. Continue until all the matches are made and all pictures are up on the storyboard, recreating the story picture.

Bible Story Review Game

Response Activity to review the story and key concepts

Clothespin Line Up and Drop

Materials

- Bible Truth storyboard pictures
- Deep Down Discussion Questions
- Rope
- Clothespins, the hinged type
- Shoe box
- Tape

Preparation

1. Attach a spring-type clothespin to some of the laminated storyboard pictures and put them in a shoe box with the lid taped on one side like a hinge and with a hole in the top.
2. Hang up a short rope (in an out-of-traffic-flow location) between two chairs.

Playing the Game

1. Open the shoe box and say, "It's time to say hello to our story friends!"
2. Pull the pictures out one at a time, saying "Hello, so-and-so, each time you pick up a picture and clip them to the rope.
3. When all are pinned up say, "It's time to say goodbye to so-and-so." Can you find so-and-so?" Then have the child point out the right figure on the clothesline, take it off the rope, reattaching the clothespin and handing it to the child. If desired, you may also want to ask the children a question about the picture/the story as the picture is identified, using the Deep Down Discussion Sheet for suggestions.
4. Have a container/bucket/shoe box and say, "Say, goodbye!" letting the child drop the clothespin in the bucket and put the picture through the slot in the shoe box.

Bible Story Review Game

Response Activity to review the story and key concepts

Deep Down Detectives Clue Hunt

Materials

- Bible Truth storyboard pictures
- Deep Down Discussion Questions
- Variety of interesting items that have one or more places to hide a storyboard picture
- Detective Hat
- 4 False Clues (included on the next page)
- CD Player and Deep Down Detectives Theme Song

Preparation

1. Collect a variety of interesting items, that some way to hide a picture, such as an old box with a lid, wallet, purse, clothing with pockets, a book, etc. If your items have MORE than one place to hide things, that is even better.
2. Cut out/Print out the false clue pictures included with the game.
3. Hide each story picture inside one of the items.
4. Set out the items for the children to see, telling them that each of them have an important clue in them. Most of them are from the story, but a few are not. Tell them that it is the job of the Deep Down Detectives to find the hidden clues and decide if they belong in the story or not.

Playing the Game


1. Have the children line up. Play the Deep Down Detectives Theme Song and lead the children in marching around the room and then back to their places to sit down as it ends. (This is merely an energy-release tactic). Have the children take turns choosing an item, finding the clue you have hidden within it. Have the child/the class decide if the clue belongs in the story or not. If it belongs in the story, have them tell how, or, you could ask the children a question about the picture, using the Deep Down Discussion Sheet for suggestions.
2. Continue until all the clues have been found.
3. If desired, you can have the child who will choose the next clue to lead the class in marching to the theme song before they choose their clue.

Bible Story Review Game

Response Activity to review the story and key concepts

Deep Down Detectives Clue Hunt, continued

False Clues (use as many as you want)



Bible Story Review Game

Response Activity to review the story and key concepts

Run to the Grocery Store

Materials

- Bible Truth storyboard pictures
- Deep Down Discussion Questions
- Grocery bag or kid's grocery cart
- Empty food cartons

Preparation

1. Put a clue inside each food container.
2. Set out the containers on a table or shelf at one end of the room.
3. Set up the story board at the other end, with the shopping cart or bag.

Playing the Game

1. Have the children assemble near the storyboard.
2. Have them take turns pushing the grocery cart/carrying the grocery bag to the other end of the room and choosing a food item. If desired, tell the children which food item you want them to pick out each time.
3. When the child returns with the food, have them open the container and pull out the picture. If desired, you may also want to ask the children a question about the picture/the story as the picture is identified, using the Deep Down Discussion Sheet for suggestions.
4. Ask the class what the picture is, then add it to the story board, gradually reproducing the story.

Bible Story Review Game

Response Activity to review the story and key concepts

Who's in the Basket?

Materials

- Bible Truth storyboard pictures
- Deep Down Discussion Questions
- Blanket
- Basket

Preparation

None.

Playing the Game

1. Hide one of the pictures in the basket and cover it up with the blanket.

2. Ask the children: "Who's in the basket? Would you like to look?" Have chose a child to take off the blanket and pull out the picture to show the rest of the children. Say: "Look! It's -----" The children or you or you and the children can answer with who it is. For more fun, have a little song like "Pop! Goes the Weasel" you hum each time before the child pulls the blanket off Or, just count "1, 2, 3, GO!" and pull the blanket off quickly. If desired, you may also want to ask the children a question about the picture/the story as the picture is identified, using the Deep Down Discussion Sheet for suggestions.

3. Repeat as frequently as desired.

Bible Story Review Game

Response Activity to review the story and key concepts

Going Fishing

Materials

- Bible Truth storyboard pictures
- Deep Down Discussion Questions
- One long wooden dowel, yardstick, etc. per fishing pole
- Yarn
- Paper clip per fishing pole
- Rope
- Two chairs
- Blanket
- Box/bucket/container
- Bucket

Preparation

1. Make fishing poles out of long wooden dowels, yardsticks, etc with a piece of yarn for fishing line and a paper clip for a hook.
2. Attach a picture to the end of each pole.
3. Tie a rope between two chairs and drape a piece of cloth or a blanket over the rope. Lay the poles against the blanket so that the tips and the fishing line drape over the other side and drop down into a bucket/box on the other side.
4. Place other bucket on the side the children and the ends of the fishing rods are. This will be the "holding tank" for the fish when they are caught.

Playing the Game

1. Ask the children, "Would you like to go fishing in my pond today?"
2. "Let's see what you'll catch." The child chooses one of the poles, pulls it up and see what's on the end.
3. Say "Looks like you've caught a big one! Pull it out!"
4. As the child pulls up the fishing rod and reveals what is on the end, ask the children, "Who did you catch?" If desired, you may also want to ask the children a question about the picture/the story as each "fish" is caught, using the Deep Down Discussion Sheet for suggestions.
5. Have the child put the "fish" in the holding tank.
6. If desired, when all the fish are caught, take them out of the holding tank and review the "catch of the day."

Bible Story Review Game

Response Activity to review the story and key concepts

Pony Express

Materials

- Bible Truth storyboard pictures
- Deep Down Discussion Questions
- Small manila envelopes, one per flannel graph figure
- Kid's small backpack or a tote bag with a strap
- Basket
- Cowboy hat
- Stick horse or a broom

Preparation

1. Tell the children that long ago cowboys used to pick up the mail, put it in their bags and ride it fast from town to town on their horses. This was called the Pony Express. Today, they will practice riding for the Pony Express and bring the mail back to the class.

Playing the Game

1. Show the children how to ride the stick horse down to the other end, pick up a piece of mail from the basket, put it in their bag, then ride it back to the class. Take the envelope out of the bag and open it, showing them the picture inside. Ask the children who/what the picture is and then put it on the storyboard. If desired, you may also want to ask the children a question about the picture/the story as the picture is identified, using the Deep Down Discussion Sheet for suggestions.
2. Have the children take turns riding the Pony Express, each time adding the new figure to the storyboard until the story is recreated on it.

Bible Story Review Game

Response Activity to review the story and key concepts

Who's Inside?

Materials

- Bible Truth storyboard pictures (and/or other objects that remind you of things from the story)
- Deep Down Discussion Questions
- 10 different containers with lids

Preparation

1. Put in various pictures/objects in each container and shut.
2. Line up all the containers or put them in a big bag, such as a trash bag.

Playing the Game

1. Have 10 different sized/colored lidded containers with shaded sides, all big enough to fit the laminated pictures or other objects from the story or concept. Have the children take turns choosing a container (from the bag) and opening it. Each time ask: "Who's inside?" Child/children/you/you and children can answer together. If desired, you may also want to ask the children a question about the picture/the story as each picture/object is identified using the Deep Down Discussion Sheet for suggestions.
2. Repeat.

Bible Story Review Game

Response Activity to review the story and key concepts

Fix Up the Mix Up

Materials

- Bible Truth storyboard pictures
- Deep Down Discussion Questions

Preparation

None.

Playing the Game

1. Take all the Storyboard pictures and mix them up in a pile in front of the children.
2. Tell them that the story pictures are all mixed up and you need help fixing them up again.
3. Let the children take turns picking a picture out of the pile and re-constructing the story on the storyboard. If desired, you may also want to ask the children a question about the picture/the story as each picture/object is identified using the Deep Down Discussion Sheet for suggestions.

DEEP DOWN DETECTIVES

Curriculum Resources



**Appendix C:
Crafts and Take Home Sheets**

Index of Crafts and Take Home Sheets

Bible Truth 1:

Lesson 1 Coloring Sheet/Take Home Sheet	273
Lesson 2 Coloring Sheet/Take Home Sheet	275
Lesson 3 Coloring Sheet/Take Home Sheet	277
Big Question 14 Bible Story and Key Concepts to Take Home	279
Extra Craft 1: Go and Tell Bible Truth Concept Craft	287
Extra Craft 2: Bible Story Coloring Page	291
Extra Craft 3: Bible Story Jigsaw Puzzle Picture	292

Bible Truth 2:

Lesson 1 Coloring Sheet/Take Home Sheet	293
Lesson 2 Coloring Sheet/Take Home Sheet	295
Lesson 3 Coloring Sheet/Take Home Sheet	297
Big Question 2 Bible Story and Key Concepts to Take Home	299
Extra Craft 1: Go and Tell Bible Truth Concept Craft	307
Extra Craft 2: Bible Story Coloring Page	313
Extra Craft 3: Bible Story Jigsaw Puzzle Picture	314

Bible Truth 3:

Lesson 1 Coloring Sheet/Take Home Sheet	315
Lesson 2 Coloring Sheet/Take Home Sheet	317
Lesson 3 Coloring Sheet/Take Home Sheet	319
Big Question 14 Bible Story and Key Concepts to Take Home	321
Extra Craft 1: Go and Tell Bible Truth Concept Craft	329
Extra Craft 2: Bible Story Coloring Page	337
Extra Craft 3: Bible Story Jigsaw Puzzle Picture	338

Bible Truth 4:


Lesson 1 Coloring Sheet/Take Home Sheet	339
Lesson 2 Coloring Sheet/Take Home Sheet	341
Lesson 3 Coloring Sheet/Take Home Sheet	343
Big Question 4 Bible Story and Key Concepts to Take Home	345
Extra Craft 1: Go and Tell Bible Truth Concept Craft	353
Extra Craft 2: Bible Story Coloring Page	357
Extra Craft 3: Bible Story Jigsaw Puzzle Picture	358

CAN YOU GUESS BIBLE TRUTH!
How Does God Want Us to Pray?
Every Night and Day...

He Wants Us to

Him

HINT: This word means telling
someone how wonderful they are.
This word starts with the
letter "p" and it rhymes with "raise."



Deep Down Detective Devotion: Unit 14, Bible Truth 1, Lesson 1



Big Question 14: How Does God Want Us to Pray?

Answer: Every Night and Day...He Wants Us to Praise Him!

Bible Truth 1 Meaning

Prayer is talking to God and listening to Him. Prayer is a little taste of the forever happiness God's people will have with Him in heaven. God's people praise God when they pray. They think about what God is like and they tell Him how wonderful He is. God's people praise Him for being their Maker. They praise Him for being all-powerful and all-loving. They praise Him for knowing everything and using all their sadnesses for good. They praise Him for being holy. Most of all, they praise Him for being their Savior. In heaven, God's people will praise God forever and ever. They will never run out of ways to praise Him. We can be God's people when we turn away from our sins and trust in Jesus as our Savior. God wants us to praise Him, too!

How do I know this is true? The Bible tells me so!

"May all who seek you rejoice and be glad in you; may those who love your salvation say continually, "Great is the LORD!"
-- Psalm 40:16, ESV

Some Questions for You

1. What is the big word for telling God how wonderful He is? *Adoration or praise.*
2. What are some things that God's people praise God for being? *Their Maker; all-powerful; all loving; holy; knowing everything; etc.*
3. What is the biggest thing they praise God for being? *Their Savior!*
4. Will God's people run out of things to praise God for in heaven? *No, never!*
5. How can we become God's people? *By turning away from our sins and trusting in Jesus as our Savior.*

Let's Pray!

- A** We praise You, God. You are the great, one, true God, yet You invite us to talk to You. How amazing!
- C** God, You alone are God, and how very good You are! Yet, we so often do not praise You as You deserve. We forget who You are and what You have done. Too often, we think more about ourselves than You. We need a Savior!
- T** Thank You, God, for always deserving our praise! You never change! You treat us so much better than we could ever deserve! You are so patient with us! You give us so many reasons to praise You every day.
- S** God, work in our hearts. Help us to turn away from our sins and trust in Jesus as our Savior. Help us to praise You throughout the day. Fill our hearts with love for You. Help us live our lives for You so that others can see how good You are and will want to praise You, too. In Jesus' name, we pray. Amen.

Let's Sing about What We're Learning!

Big Q & A 14 Song from *Deep Down Detectives ESV Songs 14, track 12* (adapted version of "Old MacDonald Had a Farm")

How does God want us to pray?	Ev'ry night, ev'ry day,
Ev'ry night and day!	Ev'ry night, ev'ry day,
How does God want us to pray?	Ev'ry night and day!
Ev'ry night and day!	How does God want us to pray?
	Ev'ry night and day!

Big Question 14 Action Rhyme Song from *Deep Down Detectives ESV Songs 14, track 13*

How does God want us to pray?	Verse 1:
Every night and day the ACTS way!	A, A, A, stands for Adoration,
How does God want us to pray?	We praise You, God of all creation,
Every night and day the ACTS way!	C, C, C, stands for Confession,
The ACTS way, what's it all about?	We're sorry, God,
The ACTS way, I just can't figure out!	To You our sins confessin'
	<i>Refrain</i>


Refrain

A-C-T-S, say it with a shout, ACTS!
I could tell you more,
But I'd rather act it out.

Verse 2:

T, T, T, stands for Thanksgiving,
Thank You, God,
For the good things You have given,
S, S, S, Stands for Supplication,
Help us, Lord, the God of our salvation.

Now I've told you,
Now let's go and act it out.



“May all who seek you rejoice and be glad in you; may those who love your salvation say continually, “Great is the LORD!” Psalm 40:16, ESV

Deep Down Detective Devotion: Unit 14, Bible Truth 1, Lesson 2



Big Question 14: How Does God Want Us to Pray?

Answer: Every Night and Day...He Wants Us to Praise Him!

How do I know this is true? The Bible tells me so!

"May all who seek you rejoice and be glad in you; may those who love your salvation say continually, "Great is the LORD!"
-- Psalm 40:16, ESV

Learn a Little: "Rejoice and be glad, say, "Great is the LORD!"

Meaning

God's people love to think about God and praise His name! He is the one, true God. He is so great, and He has been so very good to them! He has saved them from their sins through Jesus!

Some Questions for You

1. Who do God's people rejoice in? Who makes them so glad? *The LORD.*
2. What do God's people especially praise Him for doing through Jesus? *For saving them.*
3. How often do God's people like to praise Him? *All the time---continually!*
4. How can we become God's people and know Him as our Savior? *We can turn away from our sins and trust in Jesus as our Savior.*

Let's Pray!

- A** We praise You, God. You are the great, one, true God, yet You invite us to talk to You. How amazing!
- C** God, You alone are God, and how very good You are! Yet, we so often do not praise You as You deserve. We forget who You are and what You have done. Too often, we think more about ourselves than You. We need a Savior!
- T** Thank You, God, for always deserving our praise! You never change! You treat us so much better than we could ever deserve! You are so patient with us! You give us so many reasons to praise You every day.
- S** God, work in our hearts. Help us to turn away from our sins and trust in Jesus as our Savior. Help us to praise You throughout the day. Fill our hearts with love for You. Help us live our lives for You so that others can see how good You are and will want to praise You, too. In Jesus' name, we pray. Amen.

Let's Sing Our Bible Verse!

May All Who Seek You Rejoice : Psalm 40:7 from *Deep Down Detectives ESV Songs 14, track 20*

Refrain:

May all who seek you rejoice and be glad in you,
May those who love your salvation say
May all who seek you rejoice and be glad in you,
May those who love your salvation say:
"Great is the LORD, great is the LORD!
Great is the LORD, great is the LORD!
Great is the LORD, great is the LORD!
Great is the LORD, great is the LORD!"

Verse 1

He drew me out from the pit of destruction,
Out of the miry bog,
And set my feet upon a rock,
Making my steps secure. *Refrain*


Verse 2

He put a new song in my mouth,
A song of praise to our God,
Many will see, see and fear,
And put their trust in the LORD. *Refrain*

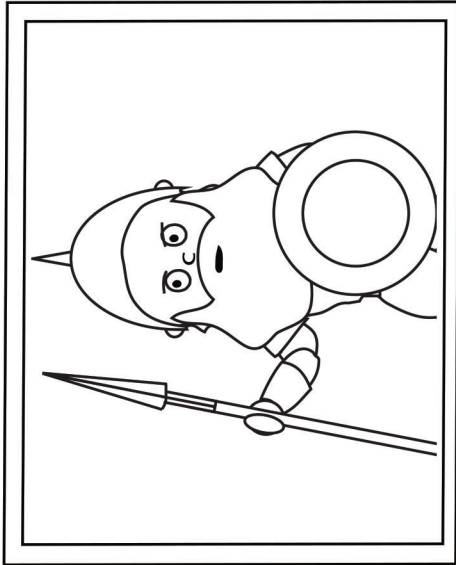
Psalm Forty, verse two, three and sixteen

Go to the *Deep Down Detectives Parent Resources for Unit 14* to get the Bible story and many more resources and songs for this unit at praisefactory.org

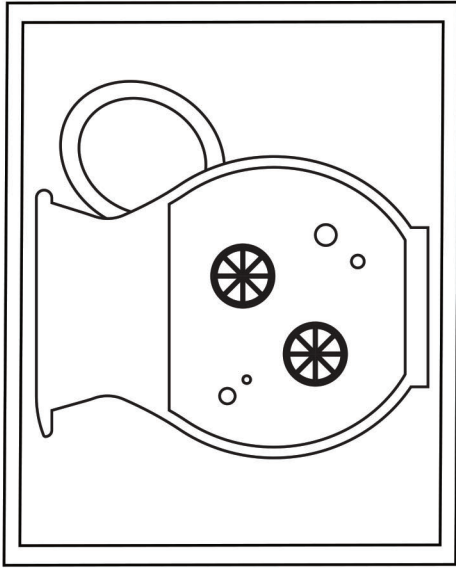
Which four of these clues belong in our story? Which two do not? Put an X in the boxes of the four that belong.



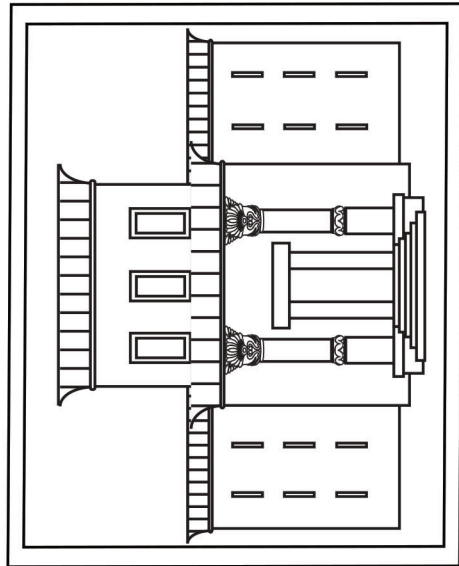
A Rabbit



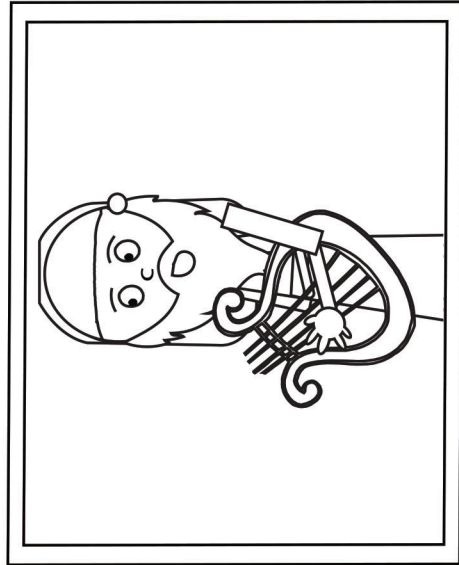
An Enemy




A Pitcher



The Temple



A Song of Praise



A Praying King

Answer: The enemy, Temple, song of praise and the praying king belong. The rabbit and the pitcher do not.

Deep Down Detective Devotion: Unit 14, Bible Truth 1, Lesson 3



Big Question 14: How Does God Want Us to Pray?

Answer: Every Night and Day...He Wants Us to Praise Him!

Bible Truth 1 Meaning

Prayer is talking to God and listening to Him. Prayer is a little taste of the forever happiness God's people will have with Him in heaven. God's people praise God when they pray. They think about what God is like and they tell Him how wonderful He is. God's people praise Him for being their Maker. They praise Him for being all-powerful and all-loving. They praise Him for knowing everything and using all their sadnesses for good. They praise Him for being holy. Most of all, they praise Him for being their Savior. In heaven, God's people will praise God forever and ever. They will never run out of ways to praise Him. We can be God's people when we turn away from our sins and trust in Jesus as our Savior. God wants us to praise Him, too!

How do I know this is true? The Bible tells me so!

"May all who seek you rejoice and be glad in you; may those who love your salvation say continually, "Great is the LORD!"
-- Psalm 40:16, ESV

Some Questions for You

1. What was the scary thing that King Jehoshaphat faced? *Enemies surrounded his land and wanted to take it.*
2. What was so special about Israel? What would be so bad about the enemies taking the land? *God gave this land to the people of Israel. This is where His special worship place, the Temple, was. There was no other place like it in the world where the LORD was worshiped and where people could learn and live by His Word, the Bible.*
3. What did King Jehoshaphat do when he heard about all the enemies who were about to attack? *He gathered together the people to pray to the LORD. and ask for His help.*
4. What did the LORD tell King Jehoshaphat and the people to do? *Not to worry. He would fight the battle for them. They were to go out and praise the LORD.*
5. What happened when King Jehoshaphat and the people did this? *The LORD confused the enemies so that they turned on each other and died.*
6. The greatest thing we can praise God for being is our Savior. How can God become our Savior and we become one of God's people? *We can turn away from our sins and trust in Jesus as our Savior. God will forgive our sins and send the Holy Spirit to live in our hearts.*

Let's Pray!

- A** We praise You, God. You are the great, one, true God, yet You invite us to talk to You. How amazing!
- C** God, You alone are God, and how very good You are! Yet, we so often do not praise You as You deserve. We forget who You are and what You have done. Too often, we think more about ourselves than You. We need a Savior!
- T** Thank You, God, for always deserving our praise! You never change! You treat us so much better than we could ever deserve! You are so patient with us! You give us so many reasons to praise You every day.
- S** God, work in our hearts. Help us to turn away from our sins and trust in Jesus as our Savior. Help us to praise You throughout the day. Fill our hearts with love for You. Help us live our lives for You so that others can see how good You are and will want to praise You, too. In Jesus' name, we pray. Amen.

Let's Praise God Right Now!

Big Q & A 14 Hymn: What a Friend We Have in Jesus

from *Deep Down Detectives* ESV Songs 14, track 18

Verse 1

What a friend we have in Jesus,
All our sins and griefs to bear!
What a privilege to carry,
Ev'rything to God in prayer!

Verse 2

Have we trials and temptations?
Is there trouble anywhere?
We should never be discouraged,
Take it to the Lord in prayer!

Words: Joseph Scriven Music: Charles C. Converse

Big Question 14 Praise Song: Lord, I Want to Be a Christian

from *Deep Down Detectives* ESV Songs 14, track 19

Verse 1

Lord, I want to be a Christian in my heart, in my heart,
Lord, I want to be a Christian in my heart.
In my heart, in my heart,
Lord, I want to be a Christian in my heart.

Verse 2

Lord, I want to be more loving in my heart, in my heart,
Lord, I want to be more loving in my heart.
In my heart, in my heart,
Lord, I want to be more loving in my heart.

Verse 3

Lord, I want to be more holy in my heart, in my heart,
Lord, I want to be more holy in my heart.
In my heart, in my heart,
Lord, I want to be more holy in my heart.

Words and Music: Traditional Spiritual

**The Case of the Middle of the Mess***2 Chronicles 19-20*

Dear Parents,

Big Question #14 is: "How Does God Want Us to Pray?" Your child is learning that "Every Night and Day...He Wants Us to Praise Him."

Here's a copy of the Bible story they are learning along with the "Listening Assignment" for each lesson. These assignments provide a different teaching emphasis for each lesson, helping the children dig deeper into each Bible truth. They match up with your child's take home sheet for each lesson. We hope that these resources help your family to dig down deeper into the truths of God's Word!" Happy digging!

•many more resources for this Big Question can be found online at www.praisefactory.org•

Listening Assignments

"Hey, Kids! Detective Dan, here. Listen carefully to the story and help me answer these questions:

Detective Dan's Lesson #1 Listening Assignment:

I need to find out:

- 1. Who was stuck in the middle between strong enemies? What (trouble) mess were they in?**
- 2. Who got them out of the mess and how did He do it?**

Detective Dan's Lesson #2 Listening Assignment:**Our Bible Verse is: Psalm 40:16, ESV**

"May all who seek you rejoice and be glad in you; may those who love your salvation say continually, "Great is the LORD!"

I need to find out:

- 1. Who praised the LORD for being so great?**
- 2. What did he do that was so great?**

Detective Dan's Lesson #3 Listening Assignment:

I found six clues, but only 4 of them are in the story.

They are: a rabbit, an enemy, a pitcher, the Temple, a song of praise, and a praying king.

Hold each of them up for the children to see as you identify them.

I need to figure out:

- 1. Which four belong in the story and which two don't?**
- 2. Who praised the LORD for rescuing them from all of their strong enemies?**

Read the assignment questions, THEN SAY,

"Ok, Deep Down Detectives! Put on your best listening ears and see if you can hear the answers to Detective Dan's questions. When I finish telling the story, we will see if we can answer all the questions."

Read the Bible Truth story, answer questions, present the gospel and lead in prayer.

Answers to questions; the gospel; and, ACTS prayer are included with the story text.

The Case of the Middle of the Mess *2 Chronicles 19-20**Story with lines separating paragraphs (text in bold, optional interaction cues in italics)*

Our story is about a king named Jehoshaphat. What a funny-sounding name! Can you say it?

Say "Jehoshaphat."

Well, King Jehoshaphat may have had a funny-sounding name, but let me tell you, he had to face some very scary things that were not funny at all!

You see, Jehoshaphat was king in the little land of Israel which was surrounded by lots of powerful enemies! There were the Syrians up in the mountains to the north. And, the Philistines next to the sea in the west. And in the mountains to the east, there were THREE MORE powerful enemies: the Ammonites, Moabites, and the Meunites. Now that's a lot of enemies!

Can you count how many enemies that is? One, two, three, four, five!

And what did all these enemies want? They all wanted the same thing: the little land of Israel, where King Jehoshaphat and the people of Israel lived.

Did King Jehoshaphat and the people of Israel want their enemies to have their land?

What do you think?

No, they certainly did not, and for some very good reasons.

THIS was the special land that the LORD had given the people of Israel to live in. THIS was the place where the Temple was-- the LORD's special worship place. There was no other place in the whole world like Israel. THIS was the place where people could come praise the LORD, learn His Word, and live happily by His good laws.

If these enemies came in and took the land, everything would change. Not only would their enemies get rid of King Jehoshaphat and all the people of Israel, but they would also get rid of the Temple and the Bible, God's Word, too. They had fake gods they worshiped. They would most certainly stop worshipping the LORD and obeying His Word.

King Jehoshaphat knew this. He loved the LORD very much. He wanted the land of Israel to stay a place where people worshiped the LORD, learned the Bible, and happily obeyed His laws. So you can see, it would be a very, very, VERY bad thing for these enemies to come and take the land of Israel. And, you can see why King Jehoshaphat, the king with the very funny-sounding name, had to face something that was not funny at all.

One day, King Jehoshaphat received some awful news. "King Jehoshaphat! King Jehoshaphat! The three, powerful enemies in the east mountains have all joined together!" they exclaimed. "They are planning to attack us and take our land!" they told him. "Oh, king! There are so many of them and so few of us. They know we can't beat them! They are so sure they will win that they are coming with their bags packed. They plan to move in right away!" the messengers said.

Story with lines separating paragraphs (text in bold, optional interaction cues in italics)

This really was bad, bad news! King Jehoshaphat was afraid. What could he do? He knew that his people weren't strong enough to fight off all these big enemies.

But, even though he was afraid, and, even though he knew that he and the people of Israel weren't strong enough to fight off all these enemies, King Jehoshaphat DID know who WAS strong enough. Do you know who? I bet you can guess.

Who do you think it was?

It was the LORD! HE was strong enough to fight off even the strongest enemies!

So, as scared as King Jehoshaphat was, he gathered all the people together in Jerusalem at the Temple, the LORD's special worship place. And there, he led them in praising the LORD: "LORD, You are God in heaven. You rule over everyone, even all of our enemies. You are so powerful that no one can beat You!" he exclaimed.

Then King Jehoshaphat prayed: "LORD, You gave us this land, and now our now our enemies want to take it away. We can't beat them. They are too powerful for us. We don't know what to do, but our eyes are on You. Please help us!" he pleaded. Would the LORD hear their prayers? Would He help them?

What do you think?

Yes, indeed! The LORD heard their prayers and answered them through Jahaziel, a teacher of God's Word. "Listen, King Jehoshaphat and people of Israel! The LORD says to you: Don't be afraid or worried about all these enemies. The battle is Mine, not yours. I will fight it for you. Go out and face your enemies tomorrow. Have faith in Me and watch Me save you," the LORD promised.

How happy were King Jehoshaphat and the people of Israel! They bowed down before the LORD. As they worshiped Him with their faces to the ground, the teachers of God's Word stood up, raised their hands, and praised the LORD with a very LOUD VOICE!

The people of Israel went out early the next morning to face their enemies. Oh, what a lot of enemies there were! All were fierce and all were ready to fight. They came with all of their packed things. They were sure they would beat the soldiers of Israel and make Israel their new home that very day!

But King Jehoshaphat and the people stood firm. "Believe in the LORD," King Jehoshaphat told the people. "Teachers of God's Word, walk in front of our soldiers. Sing and praise the LORD," he ordered them.

Everyone did just what King Jehoshaphat told them to do. The teachers stepped out first and faced the enemies. The soldiers came and stood behind them. "Give thanks to the LORD for He is faithful. His love never stops," the teachers praised the LORD in their songs.

And as they sang, the LORD kept His promise. He caused the enemies to turn on each other and fight until they were all gone. The LORD had fought the battle and WON!

Then, how King Jehoshaphat and all the people rejoiced! How they praised the LORD! Their enemies were gone! Their land was safe! They didn't have to be afraid anymore! And best of all, Israel would still be the place where people could praise the LORD, learn His Word, and live happily by His good laws.

Once more King Jehoshaphat, the people, and the teachers of God's Word gathered together to praise the LORD. With harps, trumpets, and lyres they went back to the Temple and sang their joyful praises to the LORD. He was the great, one true God. He had rescued them from their strong enemies!

Cracking the Case: (story wrap-up for Listening Assignments)

It's time to see how we did with our Listening Assignment.

Detective Dan's Lesson 1 Listening Assignment:

1. Who was stuck in the middle between strong enemies? What (trouble) mess were they in? King Jehoshaphat and the people of Israel. Their strong enemies were planning to take their land and live in it, themselves.

2. Who got them out of the mess and how did He do it? The LORD got them out of the mess. He fought for them. He got rid of their enemies and rescued them.

For You and Me:

King Jehoshaphat and the people praised the Lord for rescuing them! He is the great God who does even impossible things to rescue His people. Even greater than the rescue in our story today, is how God rescues us through His Son, Jesus. He sent Jesus to suffer and die on the cross to save all who turn away from their sins and trust in Him as their Savior. On the third day, Jesus rose from the dead in victory. God can rescue us from our sins, too. Ask Him to help you become one of His people. He loves to help us do this!

Detective Dan's Lesson 2 Listening Assignment:**Our Bible Verse is: Psalm 40:16, ESV**

"May all who seek you rejoice and be glad in you; may those who love your salvation say continually, "Great is the LORD!"

I need to find out:

1. Who praised the LORD for being so great? King Jehoshaphat and the people of Israel.

2. What did He do that was so great? He fought against their enemies, Himself, and got rid of them.

For You and Me:

King Jehoshaphat and the people praised the Lord for rescuing them! He is the great God who does even impossible things to rescue His people. Even greater than the rescue in our story today, is how God rescues us through His Son, Jesus. He sent Jesus to suffer and die on the cross to save all who turn away from their sins and trust in Him as their Savior. On the third day, Jesus rose from the dead in victory. God can rescue us from our sins, too. Ask Him to help you become one of His people. He loves to help us do this!

Detective Dan's Lesson 3 Listening Assignment:

Our six clues were: a rabbit, an enemy, a pitcher, the Temple, a song of praise, and a praying king.

1. Which four belong in our story?

The enemy, Temple, song of praise and the praying king belong. The rabbit and the pitcher do not.

2. Who praised the LORD for rescuing them from all of their strong enemies? King Jehoshaphat and all of the people of Israel with him.

For You and Me:

King Jehoshaphat and the people praised the Lord for rescuing them! He is the great God who does even impossible things to rescue His people. Even greater than the rescue in our story today, is how God rescues us through His Son, Jesus. He sent Jesus to suffer and die on the cross to save all who turn away from their sins and trust in Him as their Savior. On the third day, Jesus rose from the dead in victory. God can rescue us from our sins, too. Ask Him to help you become one of His people. He loves to help us do this!

The Gospel (story wrap-up if NOT using Listening Assignments)**Our Bible Truth is:****How Does God Want Us to Pray?****Every Night and Day...****He Wants Us to Praise Him!**

How does God want us to pray? Every night and day... He wants us to praise Him. There are many things God's people can praise Him for being, but the greatest one is for being their Savior.

God's people praise Him for sending Jesus to die on the cross and pay the punishment for their sins. They praise Him for working in their hearts and helping them turn away from their sins and trust in Jesus as their Savior.

If we turn away from our sins and trust in Jesus as our Savior, God will forgive us and save us. Then, we, too, will be able to join all of God's people in praising God as our great Savior.

Close in prayer.

Closing ACTS Prayer

- A** We praise You, God. You are the great, one, true God, yet You invite us to talk to You. How amazing!
- C** God, You alone are God, and how very good You are! Yet, we so often do not praise You as You deserve. We forget who You are and what You have done. Too often, we think more about ourselves than You. We need a Savior!
- T** Thank You, God, for always deserving our praise! You never change! You treat us so much better than we could ever deserve! You are so patient with us! You give us so many reasons to praise You every day.
- S** God, work in our hearts. Help us to turn away from our sins and trust in Jesus as our Savior. Help us to praise You throughout the day. Fill our hearts with love for You. Help us live our lives for You so that others can see how good You are and will want to praise You, too.

In Jesus' name, we pray, Amen.

Big Question 14, Bible Truth 1 Overview: Key Concepts**p.1****Unit 14: The God Who Delights in Our Prayers**

Unit Big Question (and Answer): How Does God Want Us to Pray?
Every Night and Day!!

Unit Bible Verse: "The Lord is at hand; do not be anxious about anything, but in everything by prayer and supplication with thanksgiving let your requests be made known to God." -- Philippians 4:5,6, ESV

Bible Truth 1 Concept: He Wants Us to Praise Him

Prayer is talking to God and listening to Him. Prayer is a little taste of the forever happiness God's people will have with Him in heaven.

God's people praise God when they pray. They think about what God is like and they tell Him how wonderful He is. God's people praise Him for being their Maker. They praise Him for being all-powerful and all-loving. They praise Him for knowing everything and using all their sadnesses for good. They praise Him for being holy. Most of all, they praise Him for being their Savior. In heaven, God's people will praise God forever and ever. They will never run out of ways to praise Him.

We can be God's people when we turn away from our sins and trust in Jesus as our Savior. God wants us to praise Him, too!

Bible Truth 1 Bible Verse: Psalm 40:16, ESV

"May all who seek you rejoice and be glad in you; may those who love your salvation say continually, "Great is the LORD!"

Learn a Little: "Rejoice and be glad, say, "Great is the LORD!"

Meaning

God's people love to think about God and praise His name! He is the one, true God. He is so great, and He has been so very good to them! He has saved them from their sins through Jesus!

Bible Truth 1 ACTS Prayer

- A** We praise You, God. You are the great, one, true God, yet You invite us to talk to You. How amazing!
- C** God, You alone are God, and how very good You are! Yet, we so often do not praise You as You deserve. We forget who You are and what You have done. Too often, we think more about ourselves than You. We need a Savior!
- T** Thank You, God, for always deserving our praise! You never change! You treat us so much better than we could ever deserve! You are so patient with us! You give us so many reasons to praise You every day.
- S** God, work in our hearts. Help us to turn away from our sins and trust in Jesus as our Savior. Help us to praise You throughout the day. Fill our hearts with love for You. Help us live our lives for You so that others can see how good You are and will want to praise You, too. In Jesus' name, we pray, Amen.

Bible Truth 1 Story

The Case of the Middle of the Mess
2 Chronicles 19-20

Big Question 14, Bible Truth 1 Overview: Key Concepts

p.2

Songs Used in Bible Truth 1

Big Q & A 14 Song

Big Question 14 Song: How Does God Want Us to Pray?

Big Question 14 Bible Verse Song: Don't Be Anxious Philippians 4:5-6, ESV

Extra Big Question 14 Bible Verse Song: The Lord Is at Hand Philippians 4:5-6, ESV

Extra Big Question 14 Bible Verse Song: At Hand Philippians 4:5-6, ESV

Extra Big Question 14 Bible Verse Song: When You Pray Say Father Luke 11:2-4, ESV

Big Question 14 Hymn: What a Friend We Have in Jesus v.1

Big Question 14 Praise Song: Lord, I Want to Be a Christian

Bible Truth 1 Bible Verse: May All Who Seek You Psalm 40:16, ESV

Bible Truth 1 Extra Bible Verse: Make a Joyful Noise Psalm 100:1-6 ESV

Bible Truth 1 Extra Bible Verse: Noise, Noise, Noise Psalm 100:1-4. ESV

Bible Truth 1 Extra Bible Verse: Proclaim the Name Deuteronomy 32:4 ESV

Bible Truth 1 Extra Bible Verse: I Will Proclaim Deuteronomy 32:4 HCSB

listen to or download songs for free at <https://praisefactory.org>: Deep Down Detectives Music page

Go and Tell Bible Truth Concept Craft

“Big Hands” Praise God Card

Craft Description

The children will make a picture of a person praising God.

Materials

White paper or cardstock

Markers or crayons

Glue

Optional:

Flesh colored Craft Foam sheets and glue gun

Decorating Supplies for hands, such as glitter glue and sequins for rings, etc.

Preparations

1. Print out one copy of the card per craft. And, one copy of hands per craft, unless you plan to use craft foam for the hands instead. In this case, only print out one copy and use it to cut out a pair of hands for each craft.
2. Set out markers/crayons and glue. And, any decorating supplies you choose to use.

Alternate Idea: Instead of using the hand pattern given, use each child’s hands for their crafts. As you trace around their hands and cut them out, talk to them about things they can praise God for being like. If you do this idea, set aside the paper/foam sheets you will use for the hands until class time.

Introducing the Craft:

“Our Big Question is: “How Does God Want Us to Pray? Every Night and Day...He wants us to praise Him!” That’s something very good to know. But many people don’t know that. So do you know what God wants us to do? He wants us to go and tell others this very important news. So today we are going to make something we can show and tell them, too. Here’s what it looks like... (Hold up example of craft).”

Directions


1. Show children your finished craft, reading the words to them.
2. Have the children color in the picture.
3. If you have waited to trace each child’s hands, begin to trace their hands as they are coloring in their pictures. Don’t forget to talk to them about how they can praise God as you work with them.
4. Have the children color in/decorate with glitter glue, sequins, etc. their hands. Then glue down the hands in place. If using the craft foam, you (teacher only!) may choose to use the glue gun to glue them down securely.
5. Make sure to write each child’s name on their craft.
6. If you have time, you can practice saying the words on the card.

Discussion

This is an especially good time to re-read the key concepts and discuss them. See Deep Down Discussion Sheet for possible questions to talk about.

Craft Wrap-Up:

“At the end of our time together today, you get to take home your Go and Tell crafts. And what are you going to do with them? Show and tell someone the important news you’ve learned today: “How Does God Want Us to Pray? Every Night and Day...He wants us to praise Him!”



God, I Praise You! You Are Great!


How Does God Want Us to Pray?


**Every Night and Day...
He Wants Us to Praise His Name!**

"I will proclaim the name of the Lord. Oh, praise the greatness of our God! He is the Rock, his works are perfect, and all his ways are just. A faithful God who does no wrong, upright and just is he."

-- Deuteronomy 32:3-4

Hands





How does God want us to pray? Every night and day... He wants us to praise Him. King Jehoshaphat and the people praised the LORD for rescuing them! He is the great God who does even impossible things to rescue His people. Even greater than the rescue in our story today, is how God rescues us through His Son, Jesus. He sent Jesus to suffer and die on the cross to save all who turn away from their sins and trust in Him as their Savior. On the third day, Jesus rose from the dead in victory. God can rescue us from our sins, too. Ask Him to help you become one of His people. He loves to help us do this!

The Case of the Messy Middle Jigsaw Puzzle Page

2 Chronicles 19-20

*Make copies of picture and cut out into an appropriate number of pieces for your children.
Or, you can print out color versions of this puzzle by downloading it from praisefactory.org.*

How does God want us to pray? Every night and day... He wants us to praise Him. King Jehoshaphat and the people praised the LORD for rescuing them! He is the great God who does even impossible things to rescue His people. Even greater than the rescue in our story today, is how God rescues us through His Son, Jesus. He sent Jesus to suffer and die on the cross to save all who turn away from their sins and trust in Him as their Savior. On the third day, Jesus rose from the dead in victory. God can rescue us from our sins, too. Ask Him to help you become one of His people. He loves to help us do this!




CAN YOU GUESS BIBLE TRUTH 2:
How Does God Want Us to Pray?
Every Night and Day...

He Wants Us to Confess

**Our -----
to Him!**

**HINT: What's the Bible word for
disobeying God and His good laws?
This word starts with the letter
"S" and rhymes with "wins."**



Deep Down Detective Devotion: Unit 14, Bible Truth 2, Lesson 1



Big Question 14 : How Does God Want Us to Pray?

Answer: Every Night and Day... He Wants Us to Confess Our Sins to Him!

Bible Truth 2 Meaning

Prayer is talking to God and listening to Him. Prayer is a little taste of the forever happiness God's people will have with Him in heaven. God's people confess their sins to God when they pray. Confessing our sins means telling God we have disobeyed Him and His good laws and asking for His forgiveness. God wants His people to tell Him how they've disobeyed Him in their hearts --like when they stay mad at someone who has hurt them and won't forgive them. He wants them to tell Him how they've disobeyed Him with their words --like when they lie to someone. He wants us to tell Him how they've disobeyed Him in what they've done --when they hurt someone or disobey their parents. God wants His people to tell Him about all of these ways they have disobeyed Him and ask for His forgiveness. And, He wants them to ask Him to help them to turn away from doing these things and live for Him instead. God loves to forgive and help His people. Why does God forgive the sins of His people? Because of Jesus! When Jesus died on the cross, He took upon Himself all of the punishment that God's people deserved for their sins. He paid for their sins, so they wouldn't have to. He is their Savior! God wants us to confess our sins to Him, too! Anyone who turns away from their sins and trusts in Jesus as their Savior has God's promise that He will forgive their sins --every single one of them. This is how we become God's people and live as God's people. Isn't that good news!

How do I know this is true? The Bible tells me so!

"I acknowledged my sin to you, and I did not cover my iniquity...and you forgave the iniquity of my sin." --Psalm 32:5, ESV

Some Questions for You

1. What is the big word for telling God our sins and saying sorry? *Confession.*
2. What kinds of things might we confess about what we say? *Saying mean things to others or lying.*
3. What kinds of things might we confess about what we do? *Hurting someone or taking something that doesn't belong to us.*
4. What kinds of things might we confess about what we think? *Staying mad at someone when we should forgive them. Not trusting in God to take care of us.*
5. Why can God forgive His people for disobeying Him? *Because Jesus took the punishment they deserved from God when He died on the cross for them.*
6. How many of God's people's sins did Jesus pay for on the cross? *All of them!*
7. How can we become God's people? *By confessing our sins to God, turning away from them, and trusting in Jesus as our Savior.*

Let's Pray!

- A** We praise You, God, for being perfectly holy. You are good and great. You hate sin!
- C** God, we know that You and Your laws are good, yet we have all chosen to rebel against You. We have chosen not to love You as You deserve. We have chosen to break Your good laws. We need a Savior!
- T** Thank You, God, for offering forgiveness for our sins through Jesus when we trust in Him as our Savior. Thank You for providing a way for us to be Your people.
- S** God, work in our hearts. Help us to turn away from our sins and trust in Jesus as our Savior. Show us how we rebel against You and Your good laws. Help us to confess our sins to You and turn away from them. Help us to live for You. In Jesus' name, we pray, Amen.

Let's Sing about What We're Learning!

Big Q & A 14 Song from Deep Down Detectives ESV Songs 14, track 12 (adapted version of "Old MacDonald Had a Farm")

How does God want us to pray?	Ev'ry night, ev'ry day,
Ev'ry night and day!	Ev'ry night, ev'ry day,
How does God want us to pray?	Ev'ry night and day!
Ev'ry night and day!	How does God want us to pray?
	Ev'ry night and day!

Go to the Deep Down Detectives Parent Resources for Unit 14 to get the Bible story and many more resources and songs for this unit at praisefactory.org

Big Question 14 Action Rhyme Song from Deep Down Detectives ESV Songs 14, track 13

How does God want us to pray?
Every night and day the ACTS way!
How does God want us to pray?
Every night and day the ACTS way!
The ACTS way, what's it all about?
The ACTS way, I just can't figure out!

Verse 1:

A, A, A, stands for Adoration,
We praise You, God of all creation,
C, C, C, stands for Confession,
We're sorry, God,
To You our sins confessin',
Refrain

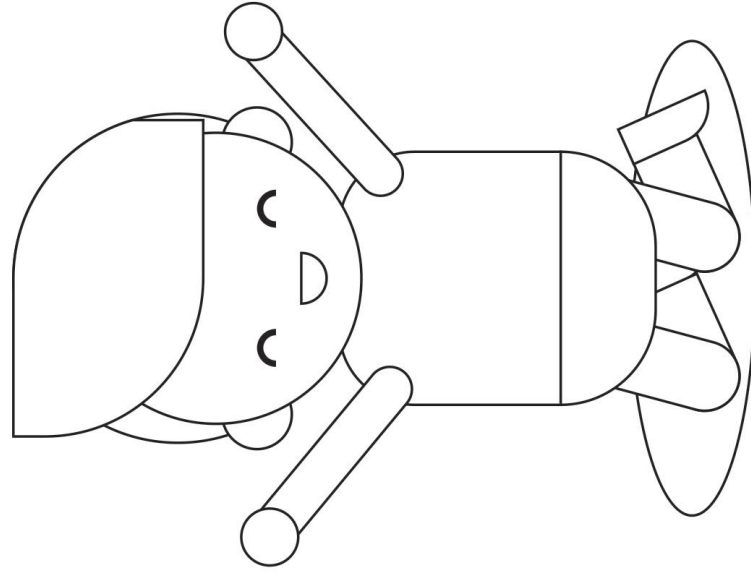
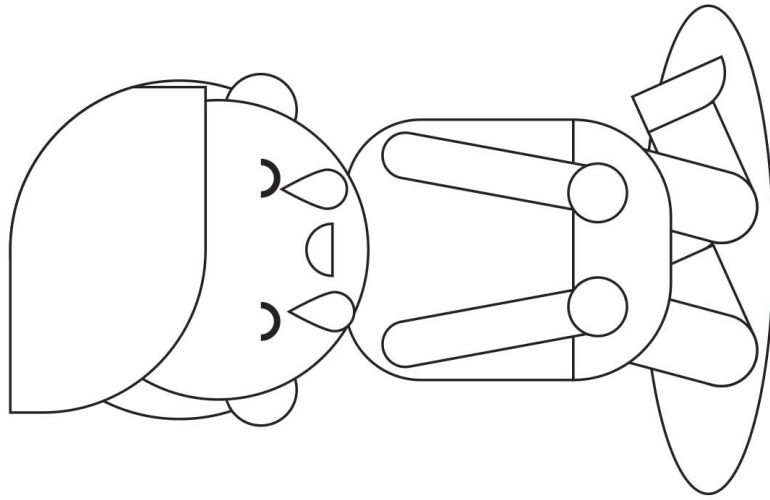

Verse 2:

T, T, T, stands for Thanksgiving,
Thank You, God,
For the good things You have given,
S, S, S, Stands for Supplication,
Help us, Lord, the God of our salvation.

Refrain

A-C-T-S, say it with a shout, ACTS!
I could tell you more,

Now I've told you,
Now let's go and act it out.



**“ I acknowledged my sin to you, and I did not cover my iniquity...
and you forgave the iniquity of my sin.” Psalm 32:5, ESV**

Deep Down Detective Devotion: Unit 14, Bible Truth 2, Lesson 2



Big Question 14 : How Does God Want Us to Pray?

Answer: Every Night and Day... He Wants Us to Confess Our Sins to Him!

How do I know this is true? The Bible tells me so!

"I acknowledged my sin to you, and I did not cover my iniquity...and you forgave the iniquity of my sin." –Psalm 32:5, ESV

Learn a Little: "I acknowledged my sin to you....and you forgave my sin."

Meaning:

This verse has two, big Bible words in it: "sin" and "iniquity." Both words mean the same thing: disobeying God. When we disobey God, we deserve His punishment. This is why we like to cover up the bad things we do. We don't want anyone to know about them, and we don't want to be punished for them. But our Bible verse tells us that God's people confess their sins to God, instead of covering them up. And what does God do then? He forgives them! God can forgive our sins, too, when we turn away from our sins and trust in Him as our Savior. That's how we become God's people and that's how we live as God's people. That's very good news!

Some Questions for You

1. "Acknowledge" is a big word that means saying that something is true. What do we need to acknowledge to God? That we are sinners.
2. What does God want us NOT to cover up? Our iniquities, our sins. That is, the ways that we have disobeyed Him.
3. What do we deserve from God for our sins? His punishment.
4. What does God promise to do when we turn away from our sins, trust in Jesus as our Savior, and ask for His forgiveness? He promises to forgive our sins.

Let's Pray!

- A** We praise You, God, for being perfectly holy. You are good and great. You hate sin!
- C** God, we know that You and Your laws are good, yet we have all chosen to rebel against You. We have chosen not to love You as You deserve. We have chosen to break Your good laws. We need a Savior!
- T** Thank You, God, for offering forgiveness for our sins through Jesus when we trust in Him as our Savior. Thank You for providing a way for us to be Your people.
- S** God, work in our hearts. Help us to turn away from our sins and trust in Jesus as our Savior. Show us how we rebel against You and Your good laws. Help us to confess our sins to You and turn away from them. Help us to live for You. In Jesus' name, we pray, Amen.

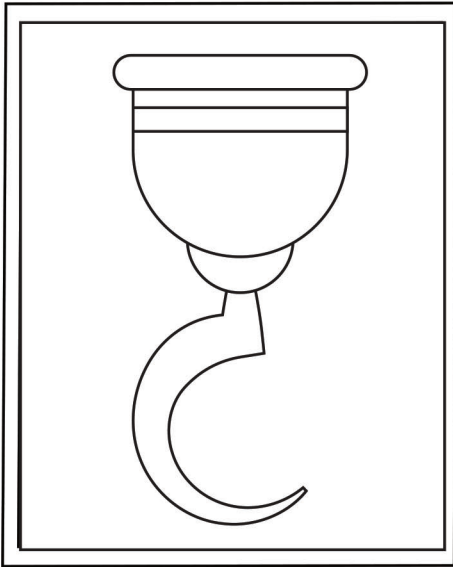
Let's Sing Our Bible Verse!

I Acknowledged My Sin: Psalm 32:51 from *Deep Down Detectives ESV Songs 14, track 25*


I acknowledged my sin to you,
And did not cover up my iniquity,
And you forgave, and you forgave,
Yes, you forgave the iniquity of my sin.

I acknowledged my sin to you,
And did not cover up my iniquity,
And you forgave, and you forgave,
Yes, you forgave the iniquity of my sin.
Psalm Thirty-two, verse five.


Which four of these clues belong in our story? Which two do not? Put an X in the boxes of the four that belong.




A Hook



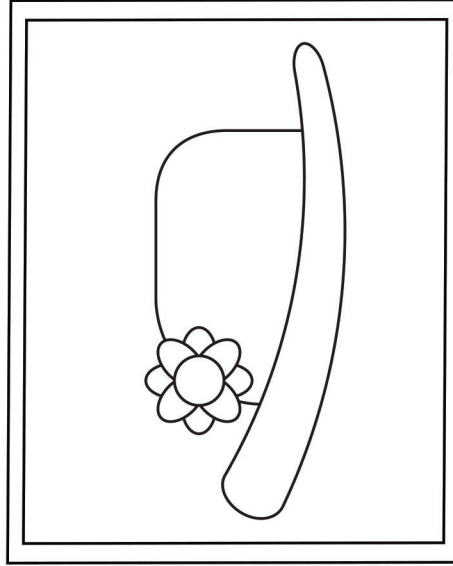
A Tomato



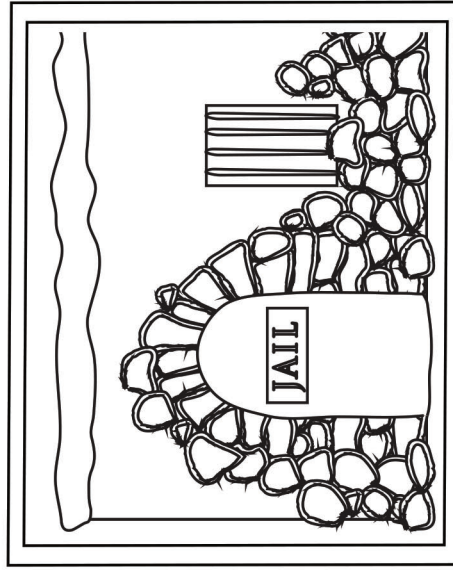
A Fake God



A Bad King



A Hat



A Jail

Answer: The hook, fake god, bad king and jail belong. The tomato and the hat do not.

Deep Down Detective Devotion: Unit 14, Bible Truth 2, Lesson 3



Big Question 14 : How Does God Want Us to Pray?

Answer: Every Night and Day... He Wants Us to Confess Our Sins to Him!

Bible Truth 2 Meaning

Prayer is talking to God and listening to Him. Prayer is a little taste of the forever happiness God's people will have with Him in heaven. God's people confess their sins to God when they pray. Confessing our sins means telling God we have disobeyed Him and His good laws and asking for His forgiveness. God wants His people to tell Him how they've disobeyed Him in their hearts --like when they stay mad at someone who has hurt them and won't forgive them. He wants them to tell Him how they've disobeyed Him with their words --like when they lie to someone. He wants us to tell Him how they've disobeyed Him in what they've done --when they hurt someone or disobey their parents. God wants His people to tell Him about all of these ways they have disobeyed Him and ask for His forgiveness. And, He wants them to ask Him to help them to turn away from doing these things and live for Him instead. God loves to forgive and help His people. Why does God forgive the sins of His people? Because of Jesus! When Jesus died on the cross, He took upon Himself all of the punishment that God's people deserved for their sins. He paid for their sins, so they wouldn't have to. He is their Savior! God wants us to confess our sins to Him, too! Anyone who turns away from their sins and trusts in Jesus as their Savior has God's promise that He will forgive their sins --every single one of them. This is how we become God's people and live as God's people. Isn't that good news!

How do I know this is true? The Bible tells me so!

"I acknowledged my sin to you, and I did not cover my iniquity...and you forgave the iniquity of my sin." --Psalm 32:5, ESV

Some Questions for You

1. What did Manasseh grow up doing that was good? *He grew up worshiping the LORD and learning the Bible.*
2. What bad things did Manasseh do when he became king? *He stopped worshiping the LORD and learning the Bible. He put away all the beautiful things used to worship the LORD in the Temple and put up fake gods there instead. He led the people in worshiping fake gods and offering worship gifts to them.*
3. Why did the LORD punish Manasseh and the people? *Because they would not turn away from disobeying Him after He warned them many times.*
4. How did the LORD punish Manasseh? *Their enemies, the Assyrians, captured Jerusalem and took him to prison back in their own country.*
5. Did Manasseh deserve for the LORD to forgive him? *No, he did not.*
6. What did Manasseh do when he was in prison? *He confessed his sins to the LORD and asked for His help and forgiveness.*
7. Did the LORD forgive Manasseh? *Yes, He did! And, He had him released and sent back home.*
8. How did Manasseh show that he truly had turned away from disobeying God? *He got rid of all the fake gods and put back all the beautiful things in the Temple. He led the people in worshiping the LORD.*
9. What can we do, if we want God to forgive our sins? *We can confess them to Him, asking Him to forgive us and to help us to turn away from disobeying Him. We can ask Jesus to be our Savior.*

Let's Pray!

- A** We praise You, God, for being perfectly holy. You are good and great. You hate sin!
- C** God, we know that You and Your laws are good, yet we have all chosen to rebel against You. We have chosen not to love You as You deserve. We have chosen to break Your good laws. We need a Savior!
- T** Thank You, God, for offering forgiveness for our sins through Jesus when we trust in Him as our Savior. Thank You for providing a way for us to be Your people.
- S** God, work in our hearts. Help us to turn away from our sins and trust in Jesus as our Savior. Show us how we rebel against You and Your good laws. Help us to confess our sins to You and turn away from them. Help us to live for You. In Jesus' name, we pray, Amen.

Let's Praise God Right Now!

Go to the [Deep Down Detectives Parent Resources for Unit 14](#) to get the Bible story and many more resources and songs for this unit at [praisefactory.org](#)

Big Q & A 14 Hymn: What a Friend We Have in Jesus

from Deep Down Detectives ESV Songs 14, track 18

Verse 1

What a friend we have in Jesus,
All our sins and griefs to bear!
What a privilege to carry,
Ev'rything to God in prayer!

Verse 2

Have we trials and temptations?
Is there trouble anywhere?
We should never be discouraged,
Take it to the Lord in prayer!

Words: Joseph Scriven Music: Charles C. Converse

Big Question 14 Praise Song: Lord, I Want to Be a Christian

from Deep Down Detectives ESV Songs 14, track 19

Verse 1

Lord, I want to be a Christian in my heart, in my heart,
Lord, I want to be a Christian in my heart.
In my heart, in my heart,
Lord, I want to be a Christian in my heart.


Verse 2

Lord, I want to be more loving in my heart, in my heart...

Verse 3

Lord, I want to be more holy in my heart, in my heart...

Words and Music: Traditional Spiritual

Deep Down Devotions: Unit 14, Bible Truth 2 Story Concepts**P.1****Bible Story: The Case of the Slow Sorry***2 Chronicles 33; 2 Kings 21*

Dear Parents,

Big Question #14 is: "How Does God Want Us to Pray? Your child is learning that Every Night and Day... He Wants Us to Confess Our Sins to Him."

Here's a copy of the Bible story they are learning along with the "Listening Assignment" for each lesson. These assignments provide a different teaching emphasis for each lesson, helping the children dig deeper into each Bible truth. They match up with your child's take home sheet for each lesson. We hope that these resources help your family to dig down deeper into the truths of God's Word!" Happy digging!

•many more resources for this Big Question can be found online at www.praisefactory.org•

Listening Assignments

"Hey, Kids! Detective Dan, here. Listen carefully to the story and help me answer these questions:

Detective Dan's Lesson #1 Listening Assignment:

I need to know:

- 1. Who was slow to say sorry to God? What did he need to say sorry to God for doing?**
- 2. What did God do when he finally said sorry?**

Detective Dan's Lesson #2 Listening Assignment:**Our Bible Verse is Psalm 32:5:**

"I acknowledged my sin to you, and I did not cover my iniquity...and you forgave the iniquity of my sin."

I need to know:

- 1. Who was slow to confess his sins to God?**
- 2. What did God do for him when he did confess his sins?**

Detective Dan's Lesson #3 Listening Assignment:I found six clues, but two of them are **NOT** in the story.

They are: a hook, a tomato, a fake god, a bad king, a hat, and a jail.

Hold each of them up for the children to see as you identify them.

I need to know:

- 1. Which four belong in the story and which two don't?**
- 2. What did the bad king ask God to do when he was in jail? How did God answer his prayer?**

Read the assignment questions, THEN SAY,

"Ok, Deep Down Detectives! Put on your best listening ears and see if you can hear the answers to Detective Dan's questions. When I finish telling the story, we will see if we can answer all the questions."

Read the Bible Truth story, answer questions, present the gospel and lead in prayer.

Answers to questions; the gospel; and, ACTS prayer are included with the story text.

The Case of the Slow Sorry *2 Chronicles 33; 2 Kings 21**Story with lines separating paragraphs (text in bold, optional interaction cues in italics)*

Prince Manasseh was a boy who grew up hearing about the LORD and knowing the right way to live. He grew up learning God's Word, the Bible. He grew up going to the Temple with his godly father, King Hezekiah, to offer worship gifts and pray to the LORD. He grew up watching the LORD use His mighty power to protect the people of Israel from their powerful enemies, the Philistines and the Assyrians.

Yes, Prince Manasseh was a boy who grew up hearing about the LORD and knowing the right way to live. But, when Prince Manasseh was just twelve years old, his father died, and he became KING Manasseh. When he became king, Manasseh REFUSED to worship the LORD and to do those right things anymore. This made him a very, VERY bad king!

What kinds of things did King Manasseh do? He stopped learning God's Word. He put fake gods in the Temple and offered worship gifts to them, instead of the LORD. And, he ordered all the people of Israel to stop worshiping the LORD and to worship those fake gods, too.

King Manasseh deserved the LORD's punishment for all the terrible things he did. He even deserved to DIE for all of these terrible sins! The people of Israel deserved God's punishment, too. But do you know what the LORD did? He is a God, so merciful and gracious that He gave King Manasseh and the people of Israel a chance to turn away from their sins and be forgiven instead.

"King Manasseh! People of Israel! Stop what you are doing!" the LORD urged them through His messengers, the prophets. "Repent! Turn away from worshiping the fake gods! Turn back and worship Me!" the LORD said. "But if you do not, you will be punished. I will discipline you to help you turn back to Me and My good ways," the LORD warned.

Uh, oh! What do you think King Manasseh and the people did next? What would YOU do, if it were you?

What do you think they did?

I am sad to say that King Manasseh and the people of Israel did NOT listen. Years went by. King Manasseh grew up to be a man; but still, he paid no attention to the LORD's warning. Both he and the people just kept on worshiping those fake gods and forgetting about the LORD and His Word. So, at last, the LORD disciplined them, just as He warned them He would.

"March, march, march," across the great, dry wilderness and over the hills of Judah, came the commanders of the mighty Assyrian army with their men. They sent soldiers into Jerusalem and captured King Manasseh. They grabbed him and tied him up with heavy metal chains. They even put a hook through his NOSE, like he was a slave, for that was exactly what he was now: an Assyrian slave!

Then, march, "March, march, march," went King Manasseh with the Assyrians, over the hills of Judah and across the great, dry wilderness to their big city, called Nineveh. And there, they put him in jail, a prisoner of his enemies.

Story with lines separating paragraphs (text in bold, optional interaction cues in italics)

King Manasseh had a lot of time to think in jail. He thought about God's Word and all the right things he had grown up learning and doing. He thought about all the terrible things he had done when he became king. He had turned the Temple into a worship place for terrible, fake gods. He had worshiped those fake gods and given them his worship gifts. He had made the people of Israel worship them, too. He had even refused to listen when the LORD warned him to stop and offered him forgiveness. Now, Manasseh could see just how very sinful he had been. He knew he deserved God's punishment. He knew deserved to be in jail. He had treated God like his enemy. King Manasseh knew that he deserved for the LORD to never forgive him or help him.

And yet, King Manasseh decided to confess his sins and ask for the LORD's forgiveness anyway. "Help me, LORD. Forgive me, LORD," King Manasseh pleaded. "I have done terrible things. I have disobeyed You and made the people of Israel disobey You, too," he confessed. "But have mercy on me, LORD. I am turning away from my life of sin. Please forgive me!" he asked.

Manasseh was asking, but would the LORD answer? Would He really forgive someone who had done such terrible things as King Manasseh?

What do you think?

Yes, He would! How very gracious and kind the LORD is to those who confess their sins and turn away from them! He loves to forgive their sins, even when they are terrible sinners like King Manasseh. The LORD heard King Manasseh confess his sins and He forgave him.

The LORD had Manasseh released from jail and let him go back home to Jerusalem. He even let Manasseh be king over Israel again!

What a different king Manasseh was now! Manasseh grew up knowing what was right, and now he lived it out. He turned away from his sins. He got rid of all those fake gods and brought back the worship of the LORD in the Temple. He led the people of Israel in loving and praising their great God.

King Manasseh never forgot how the LORD forgave him when he confessed his sins to Him. And King Manasseh showed it, by loving the LORD and living for Him for the rest of his life.

Cracking the Case: (story wrap-up for Listening Assignments)

It's time to see how we did with our Listening Assignment.

Detective Dan's Lesson #1 Listening Assignment:

I need to know:

1. Who was slow to confess his sins to God and ask for forgiveness? What did he need to confess to doing?

King Manasseh. He needed to confess worshiping fake gods and many other terrible things.

2. What did God do when he finally did confess his sins and ask for forgiveness?

God forgave him. He had him freed from prison to go home. He gave Manasseh another chance to get rid of the fake gods and stop doing the terrible things he used to do.

For You and Me:

Like King Manasseh, we are all sinners with sinful hearts and lives. We need to confess our sins to God and ask Him to forgive us. Like King Manasseh, we can never deserve God's forgiveness. But also, like King Manasseh, when we turn away from our sins and turn to God, He will forgive our sins. Isn't God so good to us through Jesus!

Detective Dan's Lesson #2 Listening Assignment:**Our Bible Verse is Psalm 32:5, ESV:**

"I acknowledged my sin to you, and I did not cover my iniquity...and you forgave the iniquity of my sin."

I need to know:

1. Who was slow to confess his sins to God? King Manasseh.**2. What did God do for him when he did confess his sins?**

God forgave his sins and even set him free to return home to be king again. How merciful is the LORD!

For You and Me:

Like King Manasseh, we are all sinners with sinful hearts and lives. We need to confess our sins to God and ask Him to forgive us. Like King Manasseh, we can never deserve God's forgiveness. But also, like King Manasseh, when we turn away from our sins and turn to God, He will forgive our sins. Isn't God so good to us through Jesus!

Detective Dan's Lesson #3 Listening Assignment:

I found six clues, but two of them are **NOT** in the story. They were: a hook, a tomato, a fake god, a bad king, a hat, and a jail.

Hold each of them up for the children to see as you identify them.

I need to know:

1. Which four belong in the story and which two don't? The hook, fake god, bad king and jail belong. The tomato and the hat do not.**2. What did the bad king ask God to do when he was in jail? How did God answer his prayer?**

Manasseh was the bad king. He confessed his sins to God and asked for His forgiveness. God forgave him and set him free from jail. He let him go home and get rid of the fake gods he had put in place.

For You and Me:

Like King Manasseh, we are all sinners with sinful hearts and lives. We need to confess our sins to God and ask Him to forgive us. Like King Manasseh, we can never deserve God's forgiveness. But also, like King Manasseh, when we turn away from our sins and turn to God, He will forgive our sins. Isn't God so good to us through Jesus!

The Gospel (story wrap-up if NOT using Listening Assignments)**Our Bible Truth is:****How Does God Want Us to Pray?****Every Night and Day...****He Wants Us to Confess Our Sins to Him!**

Manasseh was so grateful that the LORD would forgive his sins! He had disobeyed the LORD so many times and in such terrible ways. But no one is too sinful for the LORD to forgive, when they repent and put their trust in Him. Why can the LORD forgive sinners like Manasseh and sinners like us? Because of Jesus! Jesus came and lived a perfect life. He offered it up on the cross as the perfect payment for the sins of all who repent and believe in Him. He suffered and died that day and was buried in a grave. But on the third day, He rose from the grave in victory. He had really beaten sin and death for all of God's people. No matter how sinful we have been, we can become God's people, too, when we repent of our sins and trust in Jesus as our Savior. Ask God to help you do this! He loves to answer this prayer!

Close in prayer.

Closing ACTS Prayer

- A** We praise You, God, for being perfectly holy. You are good and great. You hate sin!
- C** God, we know that You and Your laws are good, yet we have all chosen to rebel against You. We have chosen not to love You as You deserve. We have chosen to break Your good laws. We need a Savior!
- T** Thank You, God, for offering forgiveness for our sins through Jesus when we trust in Him as our Savior. Thank You for providing a way for us to be Your people.
- S** God, work in our hearts. Help us to turn away from our sins and trust in Jesus as our Savior. Show us how we rebel against You and Your good laws. Help us to confess our sins to You and turn away from them. Help us to live for You.

In Jesus' name, we pray. Amen.

Go to Lesson Plan, p.9 for the script to the rest of the lesson.

Deep Down Detectives Devotions: Big Question 14, Bible Truth 2 Key Concepts p.7**Unit 14: The God Who Delights in Our Prayers**

Unit Big Question (and Answer): How Does God Want Us to Pray?
Every Night and Day!!

Unit Bible Verse: "The Lord is at hand; do not be anxious about anything, but in everything by prayer and supplication with thanksgiving let your requests be made known to God." -- Philippians 4:5,6, ESV

Bible Truth 2 Concept: He Wants Us to Confess Our Sins to Him

Prayer is talking to God and listening to Him. Prayer is a little taste of the forever happiness God's people will have with Him in heaven. God's people confess their sins to God when they pray. Confessing our sins means telling God we have disobeyed Him and His good laws and asking for His forgiveness.

God wants His people to tell Him how they've disobeyed Him. He wants them to tell Him how they have disobeyed Him in their hearts --like when they stay mad at someone who has hurt them and won't forgive them. He wants them to tell Him how they've disobeyed Him with their words --like when they lie to someone. He wants us to tell Him how they've disobeyed Him in what they've done --when they hurt someone or disobey their parents. God wants His people to tell Him about all of these ways they have disobeyed Him and ask for His forgiveness. And, He wants them to ask Him to help them to turn away from doing these things and live for Him instead. God loves to forgive and help His people.

Why does God forgive the sins of His people? Because of Jesus! When Jesus died on the cross, He took upon Himself all of the punishment that God's people deserved for their sins. He paid for their sins, so they wouldn't have to. He is their Savior! God wants us to confess our sins to Him, too! Anyone who turns away from their sins and trusts in Jesus as their Savior has God's promise that He will forgive their sins --every single one of them. This is how we become God's people and live as God's people. Isn't that good news!

Bible Truth 2 Bible Verse: Psalm 32:5, ESV

"I acknowledged my sin to you, and I did not cover my iniquity...and you forgave the iniquity of my sin."

Learn a Little: "I acknowledged my sin to you....and you forgave my sin."

Meaning

This verse has two, big Bible words in it: "sin" and "iniquity." Both words mean the same thing: disobeying God. When we disobey God, we deserve His punishment. This is why we like to cover up the bad things we do. We don't want anyone to know about them, and we don't want to be punished for them. But our Bible verse tells us that God's people confess their sins to God, instead of covering them up. And what does God do then? He forgives them! God can forgive our sins, too, when we turn away from our sins and trust in Him as our Savior. That's how we become God's people and that's how we live as God's people. That's very good news!

Bible Truth 2 ACTS Prayer

- A** We praise You, God, for being perfectly holy. You are good and great. You hate sin!
- C** God, we know that You and Your laws are good, yet we have all chosen to rebel against You. We have chosen not to love You as You deserve. We have chosen to break Your good laws. We need a Savior!
- T** Thank You, God, for offering forgiveness for our sins through Jesus when we trust in Him as our Savior. Thank You for providing a way for us to be Your people.
- S** God, work in our hearts. Help us to turn away from our sins and trust in Jesus as our Savior. Show us how we rebel against You and Your good laws. Help us to confess our sins to You and turn away from them. Help us to live for You. In Jesus' name, we pray, Amen.

Big Question 14, Bible Truth 2 Overview: Key Concepts

P.8

Bible Truth 2 Story

The Case of the Slow Sorry *2 Chronicles 33; 2 Kings 21*

Songs Used in Bible Truth 2

Big Q & A 14 Song

Big Question 14 Song: How Does God Want Us to Pray?

Big Question 14 Bible Verse Song: Don't Be Anxious *Philippians 4:5-6, ESV*

Extra Big Question 14 Bible Verse Song: The Lord Is at Hand Philippians 4:5-6, ESV

Extra Big Question 14 Bible Verse Song: At Hand Philippians 4:5-6, ESV

Extra Big Question 14 Bible Verse Song: When You Pray Say Father Luke 11:2-4, ESV

Big Question 14 Hymn: What a Friend We Have in Jesus v.1

Big Question 14 Praise Song: Lord, I Want to Be a Christian

Bible Truth 2 Bible Verse: I Acknowledged My Sin *Psalm 32:5, ESV*

Bible Truth 2 Extra Bible Verse: Help Us, O God of Our Salvation Psalm 79:9, ESV

listen to or download songs for free at <https://praisefactory.org>: Deep Down Detectives Music page

Go and Tell Bible Truth Concept Craft

“Sorry, God” Pop up Windows Card

Craft Description

The children will create a flip book reminding them that the Holy Spirit works in the hearts of God’s people, giving them courage to live for God.

Materials

White paper or cardstock (Cardstock STRONGLY recommended)
Markers or crayons
Stapler and staples
Glue

Preparations

1. Print out the craft pages onto two (separate) sheets of paper/cardstock.
2. Set out coloring supplies.

Introducing the Craft:

“Our Big Question is: “How Does God Want Us to Pray?” We’ve learned that “Every Night and Day...He Wants Us to Confess Our Sins to Him.” That’s something very good to know, but many people don’t know that. So do you know what God wants us to do? He wants us to go and tell others this very important news. So today we are going to make something we can go and tell them, too. Here’s what it looks like...(Hold up example of craft)

Directions

1. Show children your finished craft, reading the words to them and showing them how to open the three flaps to reveal the changed person on the inside.
2. Have the children color in the pictures on both sides of the paper.
3. Cut open each plain box on THREE sides, making a flap.
4. Staple the pages together along edges, lining up pictures and windows.
5. Fold along to enhance the opening of each flap.
6. Make sure to write each child’s name on their craft.


Discussion

This is an especially good time to re-read the key concepts and discuss them. See the Deep Down Discussion Sheet for possible questions to talk about.



Craft Wrap-Up:

“At the end of our time together today, you get to take home your Go and Tell crafts. And what are you going to do with them? Show and tell someone the important news you’ve learned today: He Wants Us to Confess Our Sins to Him! We can become God’s people when we turn from our sins and trust in Jesus as our Savior.”

How Does God Want Us to Pray? Every Night and Day... He wants us to confess our sins!








Sorry, God!




**Please
forgive me
through
Jesus!**



"I acknowledged my sin to you, and I did not cover my iniquity...and you forgave the iniquity of my sin." –Psalm 32:5, ESV






How does God want us to pray? Every night and day... He wants us to confess our sins to Him. Manasseh was so grateful that the LORD would forgive his sins! He had disobeyed the LORD so many times and in such terrible ways. But no one is too sinful for the LORD to forgive, when they repent and put their trust in Him. Why can the LORD forgive sinners like Manasseh and sinners like us? Because of Jesus! Jesus came and lived a perfect life. He offered it up on the cross as the perfect payment for the sins of all who repent and believe in Him. He suffered and died that day and was buried in a grave. But on the third day, He rose from the grave in victory. He had really beaten sin and death for all of God's people. No matter how sinful we have been, we can become God's people, too, when we repent of our sins and trust in Jesus as our Savior. Ask God to help you do this! He loves to answer this prayer!

The Case of the Slow Sorry Jigsaw Puzzle Page

2 Chronicles 33; 2 Kings 21

Make copies of picture and cut out into an appropriate number of pieces for your children.
Or, you can print out color versions of this puzzle by downloading it from praisefactory.org.

How Does God Want Us to Pray? Every Night and Day...He Wants Us to Confess Our Sins to Him! Manasseh was so grateful that the LORD would forgive his sins! He had disobeyed the LORD so many times and in such terrible ways. But no one is too sinful for the LORD to forgive, when they repent and put their trust in Him. Why can the LORD forgive sinners like Manasseh and sinners like us? Because of Jesus! Jesus came and lived a perfect life. He offered it up on the cross as the perfect payment for the sins of all who repent and believe in Him. He suffered and died that day and was buried in a grave. But on the third day, He rose from the grave in victory. He had really beaten sin and death for all of God's people. No matter how sinful we have been, we can become God's people, too, when we repent of our sins and trust in Jesus as our Savior. Ask God to help you do this! He loves to answer this prayer!



CAN YOU GUESS BIBLE TRUTH 3:

How Does God Want Us to Pray?
Every Night and Day...

He Wants US to

Him!

HINT: This is what you say to
someone when they do something
nice for you. This word starts
with the letter "p" and it rhymes
with "plank."



Deep Down Detective Devotion: Unit 14, Bible Truth 3, Lesson 1



Big Question 14 : How Does God Want Us to Pray?

Answer: Every Night and Day... He Wants Us to Thank Him!

Bible Truth 3 Meaning

Prayer is talking to God and listening to Him. Prayer is a little taste of the forever happiness God's people will have with Him in heaven. When God's people pray, they thank God for what He has done. There are so many things God's people can thank Him for. He keeps the world going, every day and night. He provides them with food, friends, and family. He gives them the Holy Spirit to comfort them and help them do whatever good things He wants them to do. He answers their prayers. Best of all, He has taken away the punishment they deserved for their sins when Jesus suffered and died on the cross for them. In heaven, God's people will thank God forever and ever. They will never run out of things to thank God for. We can become God's people, too, when we turn away from their sins and trust in Jesus as their Savior. Then we can thank Him for being our Savior, too!

How do I know this is true? The Bible tells me so!

"Give thanks to the LORD for His unfailing love and his wonderful deeds for men." –Psalm 107:8, NIV 1984

Some Questions for You

1. What kinds of things do God's people thank God for? *For keeping the world going; for providing them with things they need and things to enjoy; for answering their prayers.*
2. What's the biggest thing God's people thank God for? *For sending Jesus to be their Savior.*
3. Will God's people run out of things to thank God for in heaven? *No! They will never run out!*
4. How can we become God's people? *By turning away from our sins and trusting in Jesus as our Savior.*

Let's Pray!

- A** We praise You, God, for being so good to us. You fill our lives with so many good gifts! You make the way for us to be Your people.
- C** God, so often we forget just how good You have been to us. We forget that the good gifts we enjoy each day come from You. We forget how amazing it is that You would save us and make us Your people through Jesus. How ungrateful we are! Oh, how we need a Savior!
- T** Thank You for continuing to be so good to us, even when we forget to be grateful to You. Thank You for all of Your good gifts that we enjoy each day. Thank You, especially, for sending Jesus to be our Savior, so we can become Your people.
- S** God, work in our hearts. Help us to turn away from our sins and trust in Jesus as our Savior. Help us to see more of Your good gifts and thank You for them. In Jesus' name, we pray, Amen.

Let's Sing about What We're Learning!

Big Q & A 14 Song from *Deep Down Detectives ESV Songs 14, track 12* (adapted version of "Old MacDonald Had a Farm")

How does God want us to pray?	Ev'ry night, ev'ry day,
Ev'ry night and day!	Ev'ry night, ev'ry day,
How does God want us to pray?	Ev'ry night and day!
Ev'ry night and day!	How does God want us to pray?
	Ev'ry night and day!

Go to the Deep Down Detectives Parent Resources for Unit 14 to get the Bible story and many more resources and songs for this unit at praisefactory.org

Big Question 14 Action Rhyme Song from *Deep Down Detectives ESV Songs 14, track 13*

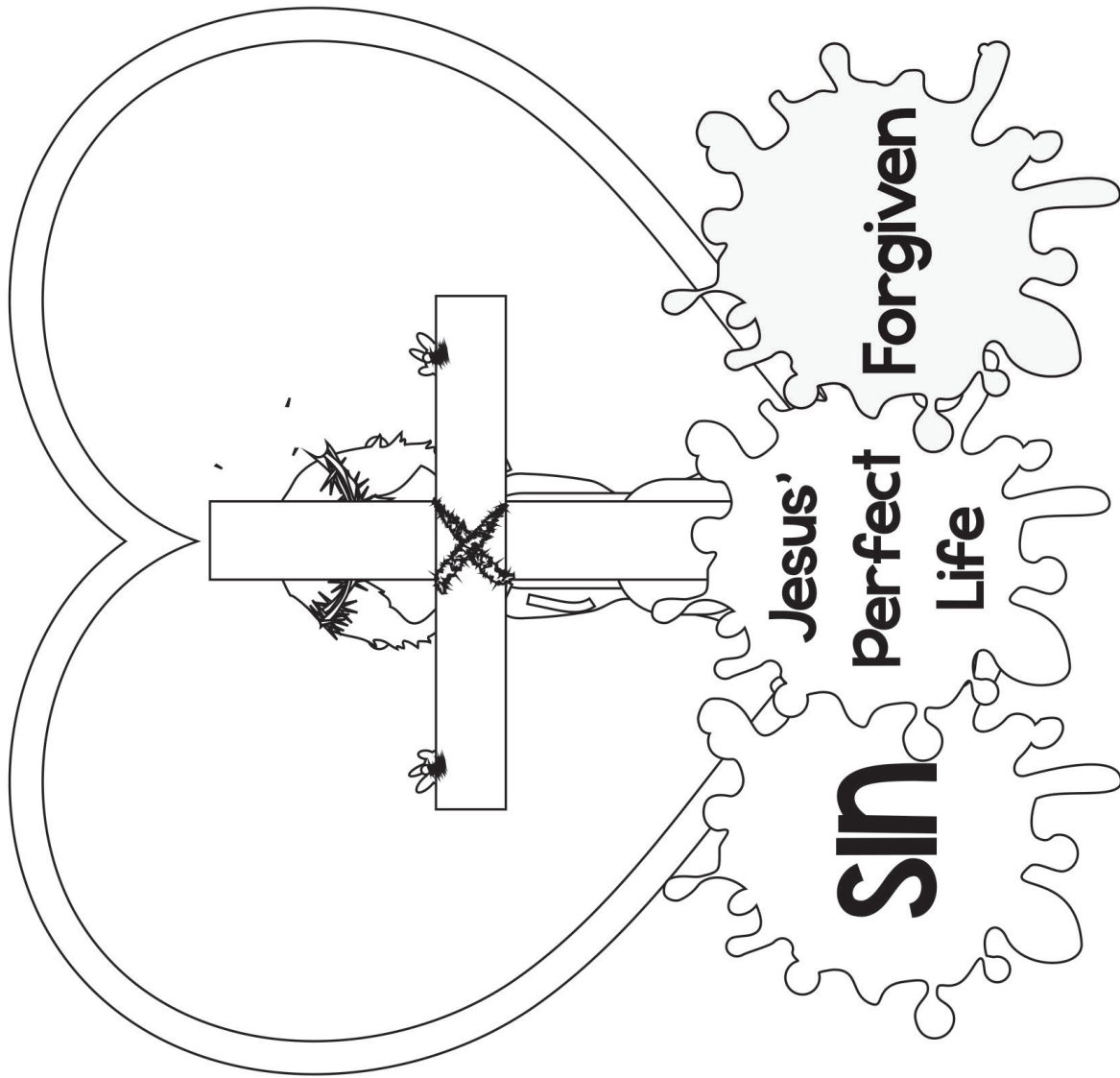
How does God want us to pray?	Verse 1:
Every night and day the ACTS way!	A, A, A, stands for Adoration,
How does God want us to pray?	We praise You, God of all creation,
Every night and day the ACTS way!	C, C, C, stands for Confession,
The ACTS way, what's it all about?	We're sorry, God,
The ACTS way, I just can't figure out!	To You our sins confessin'
	<i>Refrain</i>

Verse 2:
T, T, T, stands for Thanksgiving,
Thank You, God,
For the good things You have given,
S, S, S, Stands for Supplication,
Help us, Lord, the God of our salvation.

Now I've told you,
Now let's go and act it out.

Refrain

A-C-T-S, say it with a shout, ACTS!
I could tell you more,
But I'd rather act it out.



**“Give thanks to the LORD for His unfailing love and his wonderful deeds for men.”
Psalm 107:8, NIV 1984**

Deep Down Detective Devotion: Unit 14, Bible Truth 3, Lesson 2



Big Question 14 : How Does God Want Us to Pray?

Answer: Every Night and Day... He Wants Us to Thank Him!

How do I know this is true? The Bible tells me so!

“Give thanks to the LORD for His unfailing love and his wonderful deeds for men.” –Psalm 107:8, NIV 1984

Learn a Little: “Give thanks to the LORD.”

Meaning

God’s people have so much to thank the LORD for! What wondrous works He has done for them! He sent Jesus to be their Savior and forgive all their sins. He sent His Holy Spirit to live inside of them and help them love Him and live for Him! And one day, they will all go to live with Him forever.

Some Questions for You

1. What is the LORD’s love like for His people? *It is unfailing.*
2. What does unfailing mean? *It means that nothing will ever stop it.*
3. What do God’s people want to say to the LORD for His unfailing love? *They want to thank Him.*
4. What else do God’s people thank God for? *His wonderful deeds, the wonderful things He has done for them.*
5. What is the most wonderful thing God has done for His people? *He sent Jesus to be their Savior.*
6. How can we become God’s people? *By turning away from our sins and trusting in Jesus as our Savior.*

Let’s Pray!


- A** We praise You, God, for being so good to us. You fill our lives with so many good gifts! You make the way for us to be Your people.
- C** God, so often we forget just how good You have been to us. We forget that the good gifts we enjoy each day come from You. We forget how amazing it is that You would save us and make us Your people through Jesus. How ungrateful we are! Oh, how we need a Savior!
- T** Thank You for continuing to be so good to us, even when we forget to be grateful to You. Thank You for all of Your good gifts that we enjoy each day. Thank You, especially, for sending Jesus to be our Savior, so we can become Your people.
God, work in our hearts. Help us to turn away from our sins and trust in Jesus as our Savior. Help us to see more of Your
- S** good gifts and thank You for them. In Jesus’ name, we pray, Amen.

Let’s Sing Our Bible Verse!


Give Thanks: Psalm 107:8 *from Deep Down Detectives ESV Songs 14, track 27*

Give thanks, give thanks,
Give thanks to the LORD for His unfailing love,
Give thanks, give thanks,
Give thanks to the LORD for His marvelous deeds
For men.
Psalm One-o-seven, eight,
Give thanks!

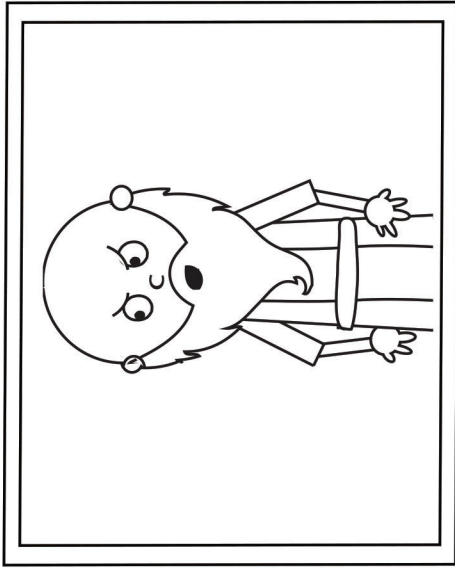
Which four of these clues belong in our story? Which two do not? Put an X in the boxes of the four that belong.



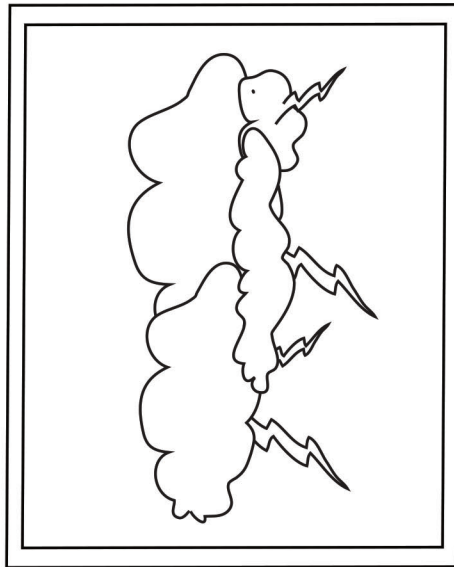
A Picture




A Big Fish



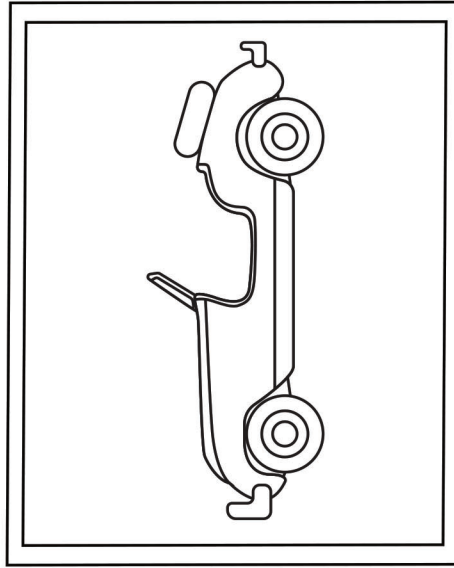
A Bad Guy from Nineveh



A Big Storm



A Sailor



A Car

Answer: The big fish, bad guy from Nineveh, big storm and sailor belong. The picture and the car do not.

Deep Down Detective Devotion: Unit 14, Bible Truth 3, Lesson 3



Big Question 14 : How Does God Want Us to Pray?

Answer: Every Night and Day... He Wants Us to Thank Him!

Bible Truth 3 Meaning

Prayer is talking to God and listening to Him. Prayer is a little taste of the forever happiness God's people will have with Him in heaven. When God's people pray, they thank God for what He has done. There are so many things God's people can thank Him for. He keeps the world going, every day and night. He provides them with food, friends, and family. He gives them the Holy Spirit to comfort them and help them do whatever good things He wants them to do. He answers their prayers. Best of all, He has taken away the punishment they deserved for their sins when Jesus suffered and died on the cross for them. In heaven, God's people will thank God forever and ever. They will never run out of things to thank God for. We can become God's people, too, when we turn away from their sins and trust in Jesus as their Savior. Then we can thank Him for being our Savior, too!

How do I know this is true? The Bible tells me so!

"Give thanks to the LORD for His unfailing love and his wonderful deeds for men." –Psalm 107:8, NIV 1984

Some Questions for You

1. What did Jonah not want to do? *To tell the people of Nineveh about God's coming punishment. He didn't want them to have a chance to ask God to spare them.*
2. Why did Jonah hate the people of Nineveh? *They were the mean enemies of the people of Israel. They had done terrible things to them. Jonah wanted God to punish them.*
3. What did Jonah do instead of obeying God? *He went the opposite way. He went out to sea and was sailing as far away as he could get from Nineveh.*
4. Why did the big storm come up at sea? *Because Jonah was disobeying God and God would use the storm to help Jonah turn away from disobeying Him.*
5. What should have happened to Jonah when he was thrown overboard? *He should have drowned in the sea.*
6. What did God send to rescue Jonah? *A big fish to swallow him.*
7. What did Jonah thank the LORD for? *For rescuing him, when he deserved God's punishment.*
8. Who else did the LORD want to rescue, when they deserved His punishment? *The people of Nineveh.*
9. What happened when Jonah went to Nineveh? *The people of Nineveh turned away from disobeying God. The LORD did not send the punishment He warned them about.*
10. Who deserves God's punishment today for disobeying God? Who has God sent to rescue them? *We all deserve God's punishment for disobeying Him. God sent Jesus to save all who turn away from their sins and trust in Jesus as their Savior. He will forgive them and make them His dearly loved people who will know Him and love Him forever.*

Let's Pray!

- A** We praise You, God, for being so good to us. You fill our lives with so many good gifts! You make the way for us to be Your people.
- C** God, so often we forget just how good You have been to us. We forget that the good gifts we enjoy each day come from You. We forget how amazing it is that You would save us and make us Your people through Jesus. How ungrateful we are! Oh, how we need a Savior!
- T** Thank You for continuing to be so good to us, even when we forget to be grateful to You. Thank You for all of Your good gifts that we enjoy each day. Thank You, especially, for sending Jesus to be our Savior, so we can become Your people. God, work in our hearts. Help us to turn away from our sins and trust in Jesus as our Savior. Help us to see more of Your good gifts and thank You for them. In Jesus' name, we pray, Amen.

Let's Praise God Right Now!

Big Q & A 14 Hymn: What a Friend We Have in Jesus

from *Deep Down Detectives ESV Songs 14, track 18*

Verse 1

What a friend we have in Jesus,
All our sins and griefs to bear!
What a privilege to carry,
Ev'rything to God in prayer!

Verse 2

Have we trials and temptations?
Is there trouble anywhere?
We should never be discouraged,
Take it to the Lord in prayer!

Words: Joseph Scriven Music: Charles C. Converse

Go to the [Deep Down Detectives Parent Resources for Unit 14](http://Deep Down Detectives Parent Resources for Unit 14 to get the Bible story and many more resources and songs for this unit at praisefactory.org) to get the Bible story and many more resources and songs for this unit at praisefactory.org

Big Question 14 Praise Song: Lord, I Want to Be a Christian

from *Deep Down Detectives ESV Songs 14, track 19*

Verse 1

Lord, I want to be a Christian in my heart, in my heart,
Lord, I want to be a Christian in my heart.
In my heart, in my heart,
Lord, I want to be a Christian in my heart.


Verse 2

Lord, I want to be more loving in my heart, in my heart...

Verse 3

Lord, I want to be more holy in my heart, in my heart...

Words and Music: Traditional Spiritual

**The Case of the Wet and Wild Thank You***Jonah*

Dear Parents,

Big Question #14 is: "How Does God Want Us to Pray? Your child is learning that Every Night and Day... He Wants Us to Thank Him."

Here's a copy of the Bible story they are learning along with the "Listening Assignment" for each lesson. These assignments provide a different teaching emphasis for each lesson, helping the children dig deeper into each Bible truth. They match up with your child's take home sheet for each lesson. We hope that these resources help your family to dig down deeper into the truths of God's Word!" Happy digging!

•many more resources for this Big Question can be found online at www.praisefactory.org•

Listening Assignments

"Hey, Kids! Detective Dan, here. Listen carefully to the story and help me answer these questions:

Detective Dan's Lesson #1 Listening Assignment:

I need to know:

- 1. Who got wet in the wild storm? Why did he get so wet?**
- 2. What did he thank God for doing?**

Detective Dan's Lesson #2 Listening Assignment:

Our Bible Verse is Psalm 107:8, NIV 1984

"Give thanks to the LORD for His unfailing love and his wonderful deeds for men."

I need to know:

- 1. Who had something wonderful to thank God for? What was it?**
- 2. How did the LORD show His unfailing love to him?**

Detective Dan's Lesson #3 Listening Assignment:

I found six clues, but two of them are **NOT** in the story.

They are: a picture, a big fish, a bad guy from Nineveh, a big storm, a sailor, and a car.

Hold each of them up for the children to see as you identify them.

I need to know:

- 1. Which four belong in the story and which two don't?**
- 2. Who thanked God for wet rescuing him? What did God do to rescue him?**

Read the assignment questions, THEN SAY,

"Ok, Deep Down Detectives! Put on your best listening ears and see if you can hear the answers to Detective Dan's questions. When I finish telling the story, we will see if we can answer all the questions."

Read the Bible Truth story, answer questions, present the gospel and lead in prayer.

Answers to questions; the gospel; and, ACTS prayer are included with the story text.

The Case of the Wet and Wild Thank You *Jonah**Story with lines separating paragraphs (text in bold, optional interaction cues in italics)*

Jonah was a prophet, a special messenger of the LORD. Prophets were SUPPOSED to tell the LORD's messages, so people would obey Him. But this time, Jonah wanted to keep his mouth SHUT!

"Go to Nineveh, the big city of the Assyrians, your enemies. I have a message for them," the LORD had told Jonah. "Tell them: 'I've seen all the terrible things you have done. In forty days, I'm going to punish you,'" the LORD said.

"No, I don't want to go!" thought Jonah. "The LORD wants the people of Nineveh to hear His warning, so they will turn away from their sins and not be punished," Jonah guessed. "They are Assyrians, our mean enemies. What terrible things they've done to us, the people of Israel," Jonah exclaimed. "I don't want the LORD to have mercy on them! I want Him to punish them NOW! I am NOT going to Nineveh. I am NOT going to give them the LORD's message. I'm going to run far, far away instead!" he decided.

Uh, oh! Was this a good idea? Can anyone really run away from God and His good plans?

What do you think?

Jonah certainly thought he could!

So, Jonah went to Joppa, by the sea. He found a boat headed to Tarshish --a city about as far away from Nineveh as he could get. He paid for his ticket and got on board. Jonah was going to escape from the LORD and escape from his job. No, sir! He would not be part of the LORD's plan of mercy this time.

But Jonah was wrong! No one can escape from the LORD—no matter how hard they try. The LORD is everywhere, all the time. He knows everything there is to know. There is no escaping from Him and His good plans! The LORD knew exactly what Jonah was up to. He knew that Jonah was disobeying Him.

Yes, the LORD knew Jonah inside and out! He knew Jonah hated the people of Nineveh. Jonah was acting like he had no sin that deserved God's punishment. Was Jonah right? Was he without sin? Was he better than the people of Nineveh?

What do you think?

Jonah was very wrong!

The truth was that Jonah deserved God's punishment for his own sins, just as much as the people of Nineveh deserved it for theirs. He had chosen to disobey the LORD, just like they had. Yes, Jonah needed to confess his sins and ask for the LORD's mercy, just like they did.

Jonah didn't understand this yet, but the LORD was going to teach this to him, as Jonah was just about to find out.

Story with lines separating paragraphs (text in bold, optional interaction cues in italics)

Out at sea, Jonah soon fell asleep. He was on his way to Tarshish. Now he could relax, or so he thought.

Suddenly, a big storm struck. “Whoosh, boom, bang, slap!” went the strong wind on the sails and the big waves on the sides of the boat. Up and down, side to side, the boat was tossed in the storm. It would sink if something wasn’t done quickly!

The sailors were terrified. “Help us! Help us!” they each cried out to their gods. But their gods were just fake gods. They couldn’t stop the storm or help the sailors. “Whoosh, boom, bang, slap!” The waves kept splashing up high and the winds kept blowing as strong as ever.

The sailors decided to throw things off the boat. Maybe this would keep it from sinking. Off went barrels and ropes, riggings, and supplies. Would this be enough to keep the ship from sinking? No, try as they may, this still was not enough. The sailors were losing all hope. They would surely drown. Were they right? Was there no one who could help them?

What do you think?

But there WAS who could help, and only Jonah knew who it was. It was the LORD. He had brought this big storm and it was only He who could help them out of it.

The sailors found Jonah asleep and woke him up. Perhaps his god could help them, they hoped. “Get up, Jonah! Cry out to your god! Perhaps he will help us!” the sailors pleaded with Jonah.

Jonah knew the LORD could help them, but it would take more than praying to Him for this storm to stop. “The LORD has brought this storm upon us because I have disobeyed Him,” he told them. “I have a message from Him that I was supposed to give, but I ran away instead,” he explained. “You must throw me off the ship if you want the storm to stop,” he said.

The sailors didn’t want to throw Jonah off the ship. They knew he would die in the big waves. But they knew they would all die if they didn’t. What should they do?

What do you think they will do?

They had no choice. The storm was getting worse and worse. So, they threw Jonah overboard into the big, swirling waves. And as soon as they did, the sea grew calm. Jonah’s God was God. But Jonah was headed down, down, down, into the depths of the sea.

The LORD would have been right to let Jonah die in that storm and Jonah knew it. Jonah had refused to obey Him on purpose. But the LORD treats His people better than they could ever deserve. Jonah cried out to the LORD to rescue him, even as he was drowning for disobeying Him. Would the LORD help Jonah, or was it too late?

What do you think?

No, it was not too late! Instead of letting Jonah die, the LORD sent a giant fish to swallow Jonah, keeping him safe and alive inside its big belly.

Bible Story for Big Question 14, Bible Truth 3**P.4**

Story with lines separating paragraphs (text in bold, optional interaction cues in italics)

For three days and three nights, Jonah lay in that yucky, fish belly. And as he lay there, he thought about what had happened. Jonah thought about how he had disobeyed the LORD. He thought about how he had deserved God's punishment. And, he thought about how God had kindly rescued him with the big fish.

The LORD was giving Jonah a chance to turn away from his sins and obey Him, and Jonah took it! How merciful the LORD had been to him! How grateful Jonah was! So right there, in the belly of that fish, Jonah prayed to the LORD a prayer of thanks. "I was sinking down in the stormy waters about to die," Jonah said to the LORD. "I deserved Your punishment, but You rescued me when I prayed to You. Thank you, LORD, for saving me!"

The LORD heard Jonah's prayer. He knew his heart had changed. The LORD spoke to the fish and it swam near the beach and spit Jonah out upon the dry land.

Jonah was so thankful that the LORD had saved him! He knew didn't deserve it. Now he was ready to obey the LORD. He would go to Nineveh and give the people the LORD's message. He would give them the chance to be spared God's punishment, even though THEY didn't deserve it.

So, off went Jonah to Nineveh. Over the hills of Israel, then through dry, wilderness lands he travelled. At last, he could see the great walls of Nineveh, that big city full of their mean enemies.

Jonah walked around Nineveh's great walls, then into the city to find the king. "The LORD says: 'I've seen what you and your people have been up to. I've seen all the terrible things you've done. In forty days, I'm going to punish you for them,' Jonah told him.

And what would the king do? They worshiped fake gods, not the LORD. Would he really believe this message from the LORD?

What do you think he did?

Yes, he did! He believed the LORD's message and turned away from his evil ways. He ordered the people, to repent, also. "Let all the people and even all the animals, put on clothes of sadness," the king of Nineveh ordered. "Let no one eat or drink but spend all your time praying to the LORD. Turn away from your sins. Perhaps He will have mercy and not punish us now," he exclaimed.

The people obeyed. Everyone put on the scratchy sackcloth, the clothes of sadness. They even put it on their animals. For forty, long days, they prayed and prayed. "LORD, have mercy, LORD, have mercy," they pleaded. But would He? Would the LORD really have mercy on them?

What do you think?

Yes, He would! Day Forty came and the LORD did NOT punish them. Oh, how the people of Nineveh must have thanked the LORD that day! They had deserved His punishment, but He chose to have mercy on them. What an amazing God is the LORD!

Cracking the Case: (story wrap-up for Listening Assignments)

It's time to see how we did with our Listening Assignment.

Detective Dan's Lesson 1 Listening Assignment:

1. Who got wet in the wild storm? Why did he get so wet? Jonah did. He was thrown into the sea when he admitted that his sin against the LORD was the reason for the storm.

2. What did he thank God for doing? For not letting him drown in the sea, but rescuing him with the big fish. God was merciful to Jonah.

For You and Me:

We may never get thrown into a stormy sea or need God to rescue us from being swallowed by a huge fish. But, there is still something we need God to rescue us from. Something BIGGER than the stormy sea. We need Him to rescue us from the punishment we deserve from Him for our sins! God provides us that rescue through Jesus when we turn away from our sins and trust in Him as our Savior. And if we do, we will have far more than Jonah did to thank God for!

Detective Dan's Lesson 2 Listening Assignment:**Our Bible Verse is: Psalm 107:8**

"Give thanks to the LORD for His unfailing love and his wonderful deeds for men."

1. Who had something wonderful to thank God for? What was it? Jonah. For rescuing him from dying in the sea.

2. How did the LORD show His unfailing love to him? He rescued Jonah and gave him another chance to obey Him.

For You and Me:

We may never get thrown into a stormy sea or need God to rescue us from being swallowed by a huge fish. But, there is still something we need God to rescue us from. Something BIGGER than the stormy sea. We need Him to rescue us from the punishment we deserve from Him for our sins! God provides us that rescue through Jesus when we turn away from our sins and trust in Him as our Savior. And if we do, we will have far more than Jonah did to thank God for!

Detective Dan's Lesson 3 Listening Assignment:

Our six clues were: a picture, a big fish, a bad guy from Nineveh, a big storm, a sailor, and a car.

1. Which four belong in our story? The big fish, bad guy from Nineveh, big storm and sailor belong. The picture and the car do not.

2. Who thanked God for rescuing him? What did God do to rescue him? Jonah did. He didn't let him drown in the stormy sea. He sent a big fish to swallow him and keep him save.

For You and Me:

We may never get thrown into a stormy sea or need God to rescue us from being swallowed by a huge fish. But, there is still something we need God to rescue us from. Something BIGGER than the stormy sea. We need Him to rescue us from the punishment we deserve from Him for our sins! God provides us that rescue through Jesus when we turn away from our sins and trust in Him as our Savior. And if we do, we will have far more than Jonah did to thank God for!

The Gospel (story wrap-up if NOT using Listening Assignments)**Our Bible Truth is:****How Does God Want Us to Pray?****Every Night and Day...****He Wants Us to Thank Him!**

How does God want us to pray? Every night and day... He wants us to thank Him. There are many things God's people can thank God for. They know that He is the one who gives them everything good that they enjoy.

But the thing that God's people thank God for most of all, is saving them from their sins and making them His people. How amazing it was that God would send Jesus to die on the cross and take the punishment they deserved from God for their sins. He helped them turn away from their sins and trust in Jesus as their Savior.

If we turn away from our sins and trust in Jesus as our Savior, God will forgive us and save us, too. Then, we will be able to join all of God's people in thanking God for saving us!

Close in prayer.

Closing ACTS Prayer

- A** We praise You, God, for being so good to us. You fill our lives with so many good gifts! You make the way for us to be Your people.
- C** God, so often we forget just how good You have been to us. We forget that the good gifts we enjoy each day come from You. We forget how amazing it is that You would save us and make us Your people through Jesus. How ungrateful we are! Oh, how we need a Savior!
- T** Thank You for continuing to be so good to us, even when we forget to be grateful to You. Thank You for all of Your good gifts that we enjoy each day. Thank You, especially, for sending Jesus to be our Savior, so we can become Your people.
- S** God, work in our hearts. Help us to turn away from our sins and trust in Jesus as our Savior. Help us to see more of Your good gifts and thank You for them. In Jesus' name, we pray, Amen.

Big Question 14, Bible Truth 3 Overview: Key Concepts**P.7****Unit 14: The God Who Delights in Our Prayers**

Unit Big Question (and Answer): How Does God Want Us to Pray?
Every Night and Day!!

Unit Bible Verse: "...always pray and do not give up." -- Luke 18:1

Bible Truth 3 Concept: He Wants Us to Thank Him

Prayer is talking to God and listening to Him. Prayer is a little taste of the forever happiness God's people will have with Him in heaven. When God's people pray, they thank God for what He has done.

There are so many things God's people can thank Him for. He keeps the world going, every day and night. He provides them with food, friends, and family. He gives them the Holy Spirit to comfort them and help them do whatever good things He wants them to do. He answers their prayers. Best of all, He has taken away the punishment they deserved for their sins when Jesus suffered and died on the cross for them. In heaven, God's people will thank God forever and ever. They will never run out of things to thank God for.

We can become God's people, too, when we turn away from their sins and trust in Jesus as their Savior. Then we can thank Him for being our Savior, too!

Bible Truth 3 Bible Verse: Psalm 107:8, NIV 1984

"Give thanks to the LORD for His unfailing love and his wonderful deeds for men."

Learn a Little: "Give thanks to the LORD."

Meaning

God's people have so much to thank Him for! Every day they see His unfailing love in His good gifts to them. Every day they thank Him for wonderful deeds for His people. And what is the one they thank Him for most of all? That He sent His Son Jesus to die to save them! What a lot God's people have to thank Him for!

Bible Truth 3 ACTS Prayer

- A** We praise You, God, for being so good to us. You fill our lives with so many good gifts! You make the way for us to be Your people.
- C** God, so often we forget just how good You have been to us. We forget that the good gifts we enjoy each day come from You. We forget how amazing it is that You would save us and make us Your people through Jesus. How ungrateful we are! Oh, how we need a Savior!
- T** Thank You for continuing to be so good to us, even when we forget to be grateful to You. Thank You for all of Your good gifts that we enjoy each day. Thank You, especially, for sending Jesus to be our Savior, so we can become Your people.
- S** God, work in our hearts. Help us to turn away from our sins and trust in Jesus as our Savior. Help us to see more of Your good gifts and thank You for them. In Jesus' name, we pray, Amen.

Bible Truth 3 Story**The Case of the Wet and Wild Thank You**

Jonah

Big Question 14, Bible Truth 3 Overview: Key Concepts

p.8

Songs Used in Bible Truth 3

Big Q & A 14 Song

Big Question 14 Song: How Does God Want Us to Pray?

Big Question 14 Bible Verse Song: Don't Be Anxious Philippians 4:5-6, ESV

Extra Big Question 14 Bible Verse Song: The Lord Is at Hand Philippians 4:5-6, ESV

Extra Big Question 14 Bible Verse Song: At Hand Philippians 4:5-6, ESV

Extra Big Question 14 Bible Verse Song: When You Pray Say Father Luke 11:2-4, ESV

Big Question 14 Hymn: What a Friend We Have in Jesus v.1

Big Question 14 Praise Song: Lord, I Want to Be a Christian

Bible Truth 3 Bible Verse Song: Give Thanks Psalm 107:8, NIV 1984

Bible Truth 3 Extra Bible Verse: Give Thanks to the LORD Psalm 105:1,2, ESV

Bible Truth 3 Extra Bible Verse: Bless the LORD, O My Soul Psalm 103:1-5, ESV

listen to or download songs for free at <https://praisefactory.org>: Deep Down Detectives Music page

Go and Tell Bible Truth Concept Craft

“Thank You, God” Gift Box Card

Craft Description

The children will create a card that reminds them of some of the many good gifts they can thank God for.

Materials

White paper or cardstock
Cereal box or poster board
Markers or crayons
Ribbon, Mini Bows, Gift Wrap Paper scraps
Glue
Strong tape (clear packing tape is a great choice)

Preparations

1. Print out the card front and back pieces on cardstock.
2. Print out the pattern for the top of gift. Cut 1 gift box top per craft out of the cereal box/poster board.
3. Print out and cut out sets of pictures for each craft. There are two blank ones so the kids can add their own ideas, too.
4. Cut up gift wrap paper into little pieces (about 1" in diameter).
5. Use the blade of scissors to curl ribbon and cut it into little 2" strips.
6. Set out other decorating supplies and glue sticks.

Introducing the Craft:

“Our Big Question is: “How Does God Want Us to Pray? Every Night and Day...He wants us to thank Him!” That’s something very good to know. But many people don’t know that. So, do you know what God wants us to do? He wants us to go and tell others this very important news. So today we are going to make something we can show and tell them, too. Here’s what it looks like... (Hold up example of craft).”

Directions

1. Show children your finished craft, reading the words to them.
2. Have the children decorate the gift box lid with the decorating supplies.
3. Have the children color in and glue in place the pictures of things we are thankful for in the box on the back piece of the card.
4. Cut open the box on the front card piece. Glue the front and back pieces together. Tape the gift box top to the top of the open section of the top piece of card.
5. Make sure to write each child’s name on their craft.
6. If you have time, you can practice saying the words on the card.

Discussion

This is an especially good time to re-read the key concepts and discuss them. See Deep Down Discussion Sheet for possible questions to talk about.

Wrapping Up:

“At the end of our time together today, you get to take home your Go and Tell crafts. And what are you going to do with them? Show and tell someone the important news you’ve learned today: “How Does God Want Us to Pray? Every Night and Day...He wants us to thank Him!”


How Does God Want Us to Pray? Every Night and Day...




He wants us to thank Him!


Thank You, God, for all Your good gifts!

A large dashed rectangular box, intended for a child to write a prayer. The box is empty and occupies most of the page below the text.

"Give thanks to the LORD for His unfailing love and his wonderful deeds for men." Psalm 107:8, NIV 1984







How Does God Want Us to Pray? Every Night and Day...He Wants Us to Thank Him! We may never get thrown into a stormy sea or need God to rescue us from being swallowed by a huge fish. But, there is still something we need God to rescue us from. Something BIGGER than the stormy sea. We need Him to rescue us from the punishment we deserve from Him for our sins! God provides us that rescue through Jesus when we turn away from our sins and trust in Him as our Savior. And if we do, we will have far more than Jonah did to thank God for!

The Case of the Wet and Wild Thank You Jigsaw Puzzle Page

Jonah

*Make copies of picture and cut out into an appropriate number of pieces for your children.
Or, you can print out color versions of this puzzle by downloading it from praisefactory.org.*

How Does God Want Us to Pray? Every Night and Day...He Wants Us to Thank Him! We may never get thrown into a stormy sea or need God to rescue us from being swallowed by a huge fish. But, there is still something we need God to rescue us from. Something BIGGER than the stormy sea. We need Him to rescue us from the punishment we deserve from Him for our sins! God provides us that rescue through Jesus when we turn away from our sins and trust in Him as our Savior. And if we do, we will have far more than Jonah did to thank God for!




CAN YOU GUESS BIBLE TRUTH 4:

**How Does God Want Us to Pray?
Every Night and Day...**

**He Wants Us to -----
Him to Do Great Things!**

**HINT: What do we do when
we need someone to help us?
This word starts with the letter "A"
and it rhymes with "mask."**



Deep Down Detective Devotion: Unit 14, Bible Truth 4, Lesson 1



Big Question 14 : How Does God Want Us to Pray?

Answer: Every Night and Day... He Wants Us to Ask Him to Do Great Things!

Bible Truth 4 Meaning

One part of praying is a big word called "supplication." Supplication sounds like "supply" and that's what it means: asking God to supply us with something we need. God's people ask God to supply them with many things. They know that there is so much they cannot do or supply for themselves. They need God to give them these things. They ask God to help them honor Him in how they live. They want Him to help them obey His laws so that when other people see how they live, they will praise God. They want Him to help them tell others about the wonderful things He has done. God's people also ask Him to take care of their needs and worries. Every day there are many things they need. Sometimes they are worried or scared about things. They tell God about them all. They know He delights to take care of His people. They also ask God to help other people. They pray for God's people that He would help them. They pray for God to save people who don't trust in Jesus as their Savior. God's people pray for everyone, even people who are mean to them. God's people ask God to do many great things. They know that He is a very great God. Nothing is too hard for Him to do. We can become God's people, too, when we turn away from their sins and trust in Jesus as their Savior. This is the first, most wonderful thing we can ask God to do for us!!!

How do I know this is true? The Bible tells me so!

"I call upon you, for you will answer me, O God; incline your ear to me; hear my words." --Psalm 17:6, ESV

Some Questions for You

1. What is the big word for asking God to do something? *Supplication.*
2. What kinds of things do God's people ask God to do? *Help them live to honor Him in how they live; help them obey His laws; help Him tell others about Him; Ask for things they need; Ask Him to take care of their needs and worries.*
3. Who do God's people pray for besides themselves? *Everyone!*
4. Why do God's people know that can ask great things of God? *Because God is a very great God. Nothing is too hard for Him to do.*
5. How can we become God's people? *By turning away from our sins and trusting in Jesus as our Savior.*

Let's Pray!

- A** We praise You, God, for being so great and so able to help us. You are the God who listens and answers prayer!
- C** God, we know You answer prayers and can help us, but many times we don't even remember to ask for Your help. We forget You. We need a Savior!
- T** Thank You, God, that nothing is too hard for You! Thank You that You are always near and always hear our prayers. Thank You that You have given us what we need most of all: Jesus, to save us from our sins.
- S** God, work in our hearts. Help us to turn away from our sins and trust in Jesus as our Savior. Help us to keep talking to You throughout our day. Do great things in our lives. Help us to live for You. Do great things in this world. Help us all to trust in You as our Savior In Jesus' name, we pray, Amen.

Let's Sing about What We're Learning!

Big Q & A 14 Song from *Deep Down Detectives ESV Songs 14, track 12* (adapted version of "Old MacDonald Had a Farm")

How does God want us to pray?	Ev'ry night, ev'ry day,
Ev'ry night and day!	Ev'ry night, ev'ry day,
How does God want us to pray?	Ev'ry night and day!
Ev'ry night and day!	How does God want us to pray?
	Ev'ry night and day!

Big Question 14 Action Rhyme Song from *Deep Down Detectives ESV Songs 14, track 13*

How does God want us to pray?
Every night and day the ACTS way!
How does God want us to pray?
Every night and day the ACTS way!
The ACTS way, what's it all about?
The ACTS way, I just can't figure out!

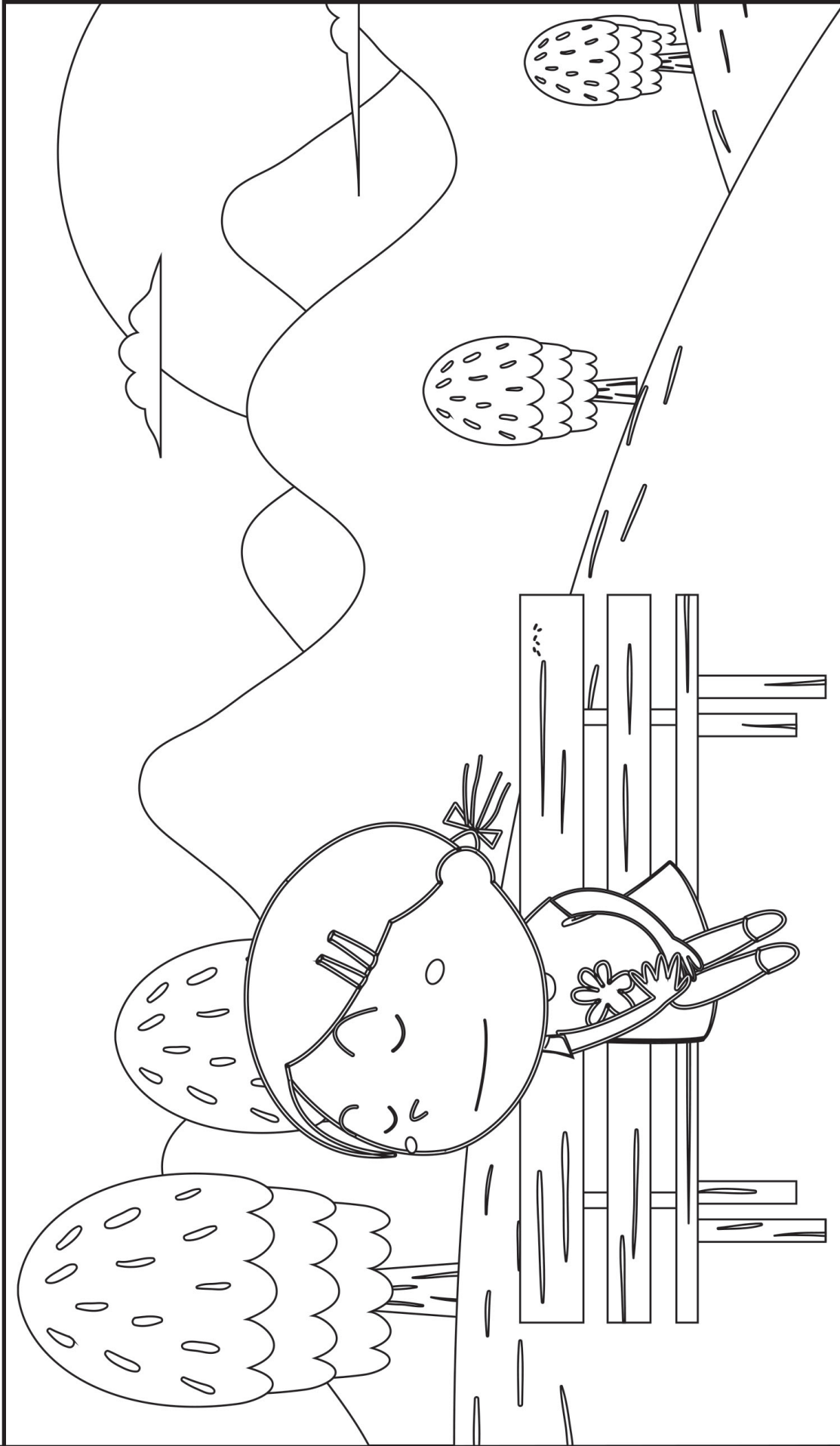
Verse 1:
A, A, A, stands for Adoration,
We praise You, God of all creation,
C, C, C, stands for Confession,
We're sorry, God,
To You our sins confessin',
Refrain

Verse 2:
T, T, T, stands for Thanksgiving,
Thank You, God,
For the good things You have given,
S, S, S, Stands for Supplication,
Help us, Lord, the God of our salvation.

Now I've told you,
Now let's go and act it out.

Refrain

A-C-T-S, say it with a shout, ACTS!
I could tell you more,
But I'd rather act it out.



“I call upon you, for you will answer me, O God; incline your ear to me; hear my words.” Psalm 17:6, ESV

Deep Down Detective Devotion: Unit 14, Bible Truth 4, Lesson 2



Big Question 14 : How Does God Want Us to Pray?

Answer: Every Night and Day... He Wants Us to Ask Him to Do Great Things!

How do I know this is true? The Bible tells me so!

"I call upon you, for you will answer me, O God; incline your ear to me; hear my words." --Psalm 17:6, ESV

Learn a Little: "I call upon you, for you will answer me, O God."

Meaning

God's people love to talk to God. They talk to Him every day. They know He is the great King over everything and everyone. He is the one, true God. He loves them and is mighty to help them. They know He will always hear their prayers and help them. How amazing that such a great God would care for people like you and me so much! He loves to hear our prayers and answer them in the way and in the timing, He knows is best. And what is the best, first prayer we can ask God to answer? To help us to turn away from our sins and trust in Jesus as our Savior. This is how we become God's people! Ask Him to help you.

Some Questions for You

1. Who do God's people call upon (pray to) when they are in need? They call on God.
2. How often do God's people ask God for help? Every day! They always need His help.
3. How does God treat His people? He loves them and is mighty to help them.
4. What do they know God will do when they pray to Him? He will answer them.
5. How does God answer His people's prayers? He answers them in just the right way, at just the right time. God always knows what is best and does what is best for them!
6. What is the best, first prayer we can ask God to answer? We can ask Him to help us to turn away from our sins and trust in Jesus as our Savior. This is how we become God's people.

Let's Pray!

- A** We praise You, God, for being so great and so able to help us. You are the God who listens and answers prayer!
- C** God, we know You answer prayers and can help us, but many times we don't even remember to ask for Your help. We forget You. We need a Savior!
- T** Thank You, God, that nothing is too hard for You! Thank You that You are always near and always hear our prayers. Thank You that You have given us what we need most of all: Jesus, to save us from our sins.
- S** God, work in our hearts. Help us to turn away from our sins and trust in Jesus as our Savior. Help us to keep talking to You throughout our day. Do great things in our lives. Help us to live for You. Do great things in this world. Help us all to trust in You as our Savior In Jesus' name, we pray, Amen.

Let's Sing Our Bible Verse!

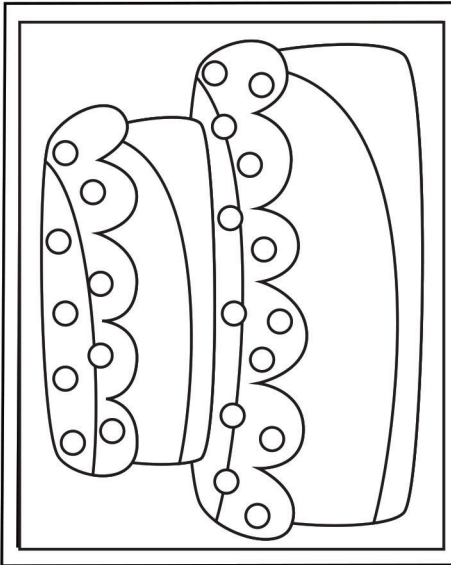
I Call on You, O God: Psalm 17:6 from *Deep Down Detectives* ESV Songs 14, track 30

I call on You, upon You, O God,
For You will answer me, answer me,
Incline Your ear to me, O God.
Hear my, hear my words.

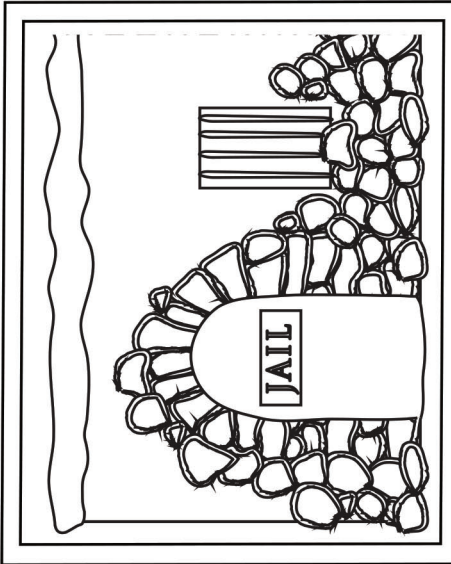
I call on You, upon You, O God,
For You will answer me, answer me,
Incline Your ear to me, O God.
Hear my, hear my words.
Psalm Seventeen, six.

Go to the *Deep Down Detectives* Parent Resources for Unit 14 to get the Bible story and many more resources and songs for this unit at praisefactory.org


Which four of these clues belong in our story? Which two do not? Put an X in the boxes of the four that belong.




A Cake



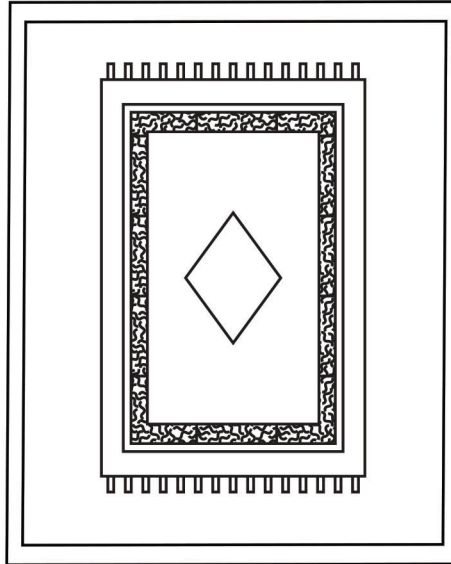
A Jail




A Leader



A Lame Man



A Rug



The Holy Spirit in a Heart

Answer: The jail, leader, lame man, and Holy Spirit in a heart belong. The cake and the rug do not.

Deep Down Detective Devotion: Unit 14, Bible Truth 4, Lesson 3



Big Question 14 : How Does God Want Us to Pray?

Answer: Every Night and Day... He Wants Us to Ask Him to Do Great Things!

Bible Truth 4 Meaning

One part of praying is a big word called "supplication." Supplication sounds like "supply" and that's what it means: asking God to supply us with something we need. God's people ask God to supply them with many things. They know that there is so much they cannot do or supply for themselves. They need God to give them these things. They ask God to help them honor Him in how they live. They want Him to help them obey His laws so that when other people see how they live, they will praise God. They want Him to help them tell others about the wonderful things He has done. God's people also ask Him to take care of their needs and worries. Every day there are many things they need. Sometimes they are worried or scared about things. They tell God about them all. They know He delights to take care of His people. They also ask God to help other people. They pray for God's people that He would help them. They pray for God to save people who don't trust in Jesus as their Savior. God's people pray for everyone, even people who are mean to them. God's people ask God to do many great things. They know that He is a very great God. Nothing is too hard for Him to do. We can become God's people, too, when we turn away from their sins and trust in Jesus as their Savior. This is the first, most wonderful thing we can ask God to do for us!!

How do I know this is true? The Bible tells me so!

"I call upon you, for you will answer me, O God; incline your ear to me; hear my words." --Psalm 17:6, ESV

Some Questions for You

1. What did the first Christians gather to pray about? *They praised God for being their great God. They confessed their sins to God, and they thanked Him the many good things He did for them. And, they asked Him to do great things.*
2. What kinds of things did they ask God to do? *To love each other; to not be scared of their enemies when they shared about Jesus; and, to help many people believe in Jesus as their Savior.*
3. What did Peter and John give the lame beggar man who sat near the Temple gates? *They asked God to heal his legs by God's great power, and God did.*
4. What did Peter and John tell the people who saw the lame man healed? *That it was because of Jesus that this man was healed. They told them to turn away from disobeying God and trust in Jesus as their Savior.*
5. What did the important teachers think when they saw all of this? *They were upset. They wanted to stop Peter and John.*
6. What did the important teachers do to Peter and John? *They arrested them and they told them to stop telling people about Jesus. But Peter and John refused!*
7. What did the believers in Jesus do when they gathered together with Peter and John? *They prayed that God would do more great things through them. They prayed that He would make them brave to keep on telling others about Jesus. God answered their prayers!*
8. What is the message that Peter, John, and the other believers asked God to help them boldly tell? *The gospel! The good news that God forgives the sins of all who turn away from their sins and trust in Jesus as their Savior. This is the good news God wants us to receive, too! Ask Him to help you!*

Let's Pray!

- A** We praise You, God, for being so great and so able to help us. You are the God who listens and answers prayer!
- C** God, we know You answer prayers and can help us, but many times we don't even remember to ask for Your help. We forget You. We need a Savior!
- T** Thank You, God, that nothing is too hard for You! Thank You that You are always near and always hear our prayers. Thank You that You have given us what we need most of all: Jesus, to save us from our sins.
- S** God, work in our hearts. Help us to turn away from our sins and trust in Jesus as our Savior. Help us to keep talking to You throughout our day. Do great things in our lives. Help us to live for You. Do great things in this world. Help us all to trust in You as our Savior In Jesus' name, we pray, Amen.

Let's Praise God Right Now!

Go to the Deep Down Detectives Parent Resources for Unit 14 to get the Bible story and many more resources and songs for this unit at praisefactory.org

Big Q & A 14 Hymn: What a Friend We Have in Jesus

from Deep Down Detectives ESV Songs 14, track 18

Verse 1

What a friend we have in Jesus,
All our sins and griefs to bear!
What a privilege to carry,
Ev'rything to God in prayer!

Verse 2

Have we trials and temptations?
Is there trouble anywhere?
We should never be discouraged,
Take it to the Lord in prayer!

Words: Joseph Scriven Music: Charles C. Converse

Big Question 14 Praise Song: Lord, I Want to Be a Christian

from Deep Down Detectives ESV Songs 14, track 19

Verse 1

Lord, I want to be a Christian in my heart, in my heart,
Lord, I want to be a Christian in my heart.
In my heart, in my heart,
Lord, I want to be a Christian in my heart.

Verse 2

Lord, I want to be more loving in my heart, in my heart...

Verse 3

Lord, I want to be more holy in my heart, in my heart...

Words and Music: Traditional Spiritual

**The Case of the Daring Pray-ers***Acts 3-4*

Dear Parents,

Big Question #14 is: "How Does God Want Us to Pray?" Your child is learning that "Every Night and Day...He Wants Us to Ask Him to Do Great Things!"

Here's a copy of the Bible story they are learning along with the "Listening Assignment" for each lesson. These assignments provide a different teaching emphasis for each lesson, helping the children dig deeper into each Bible truth. They match up with your child's take home sheet for each lesson. We hope that these resources help your family to dig down deeper into the truths of God's Word!" Happy digging!

•many more resources for this Big Question can be found online at www.praisefactory.org•

Listening Assignments

"Hey, Kids! Detective Dan, here. Listen carefully to the story and help me answer these questions:

Detective Dan's Lesson #1 Listening Assignment:

I need to find out:

- 1. What happened when Peter prayed for the lame man?**
- 2. What happened when the believers asked God to make them bold?**

Detective Dan's Lesson #2 Listening Assignment:**Our Bible Verse is Psalm 17:6, ESV:**

"I call upon you, for you will answer me, O God; incline your ear to me; hear my words."

I need to find out:

- 1. Who called on God to make them bold?**
- 2. How did God answer their prayers?**

Detective Dan's Lesson #3 Listening Assignment:

I found six clues, but only 4 of them are in the story.

They are: a cake, a jail, a leader, a lame man, a rug, the Holy Spirit in a heart..

Hold each of them up for the children to see as you identify them.

I need to figure out:

- 1. Which four belong in our story?**
- 2. Who prayed for a lame man to be healed? Who prayed for God to help them boldly tell others about him? How did God answer these prayers?**

Read the assignment questions, THEN SAY,

"Ok, Deep Down Detectives! Put on your best listening ears and see if you can hear the answers to Detective Dan's questions. When I finish telling the story, we will see if we can answer all the questions."

Read the Bible Truth story, answer questions, present the gospel and lead in prayer.

Answers to questions; the gospel; and, ACTS prayer are included with the story text.

The Case of the Daring Prayers *Acts 3-4**Story with lines separating paragraphs (text in bold, optional interaction cues in italics)***The first Christians gathered together to pray. They had so much to talk to God about!****They praised Him for being the great God who loved His people and raised Jesus from the dead. They confessed their sins to God, and they thanked Him sending Jesus to die on the cross to forgive their sins and save them.****But there was something else those first Christians prayed as they gathered together. They asked God to do amazing things that would bring Him GLORY. That is, they wanted others to know Him and see how great He is.****“Help us to love each other as You have loved us in Jesus,” they prayed. “Help us to show and tell others that Jesus really is Your Son and He really is the Savior,” they asked. “Help us not to be scared of our enemies who want to hurt us because we believe in Jesus. Work in the hearts of many people. Help them to turn away from their sins and trust in Jesus as their Savior,” they prayed. All these things would bring glory to God’s name.****And did God answer these prayers? Did He do these amazing things?***What do you think?***Oh yes, He did answer them! The Bible has lots of stories of the amazing things God did in answer to their prayers. Let’s hear one.****Lots of people were walking to the Temple, God’s special worship place in Jerusalem. It was time for evening prayers. Peter and John, two of Jesus’ disciples, were going there to pray, too. There was so much to pray for! They wanted to live for Jesus. They wanted to tell the world about Jesus. They wanted God to do amazing things to show how great He is that all might praise and worship Him. These are the kinds of prayers God loves to answer.****But even before Peter and John entered the Temple to pray, God was already answering their prayers. At the Temple gate, there was a man begging for money. Why was he begging instead of working for it?***What do you think?***He was begging because he had been born lame. (That means when he was born, his legs didn’t work, and he never was able to walk.) And back then, if your legs didn’t work, then you couldn’t work. All you could do is beg. So that’s why, day after day, this man was carried to the Temple gates and begged for money from the people coming to worship God.****“Help me! Give me money, please,” the lame man asked Peter and John, as they passed by. What would Peter and John do? Would they give this poor man some money?***What do you think?***No, they would NOT!****Does that surprise you? Does it sound like Peter and John were being mean? Didn’t they care about this man?**

Story with lines separating paragraphs (text in bold, optional interaction cues in italics)

But Peter and John were NOT being mean, and they DID care about this man. They weren't going to give this man MONEY because God had something FAR BETTER to give this lame man. And God was going to use Peter and John to give it to him. Can you guess what God would do?

Can you guess?

"I don't have money to give you," Peter said to the man, "but what I do have, I give to you. In the name of Jesus Christ, rise up and walk!" Peter took the man by the hand and raised him up to his feet. And wonder of wonders, the lame man's feet and ankles got strong. His legs worked. God had healed this man through Jesus. The man was so happy!

Together Peter, John, and the man went into the Temple. Peter and John walked, but not that man. No! He couldn't just walk! He was so excited. He had to do more than that. Can you guess what he did?

Can you guess?

The Bible tells us that he went into the Temple walking and leaping and praising God. Peter and John praised God, too. God was answering their prayers to do amazing things, things that would show others that Jesus really was God's Son, the Savior.

But God was not done answering their prayers that day. He was just beginning! Now, He would answer their prayers to tell others about Jesus so they might be saved.

As Peter, John, and the beggar man came into the Temple area, everyone saw the man and was amazed. "Look! It's the lame man! He's been healed! Look at him, walking and leaping and praising God!" they exclaimed.

The crowd rushed over to the three men, eager to hear how this amazing thing had happened. Peter was happy to tell them: "God used us to heal this man, but it's not because we are anything special," Peter told them. "This man has been healed through Jesus. Jesus is the One who is special!" Peter explained.

"Jesus is the Savior God promised to send. He lived a perfect life and offered it as the full payment for the sins of God's people when He died on the cross," Peter told the people. "On the third day, God raised Jesus from the dead. He had really beaten sin and death for God's people," Peter exclaimed. "Turn away from your sins, trust in Jesus as your Savior, and be saved. This is how you can become God's people, too," Peter told them.

Many people heard Peter share the good news of Jesus, but would many people believe?

What do you think?

Yes, they did! God's Holy Spirit worked in their hearts as they listened. He helped them believe. "We want to turn away from our sins. We want to trust in Jesus as our Savior," they told Peter and John. Peter and John praised God for answering their prayers in such big ways.

But guess what? God was STILL NOT DONE answering their prayers that day! He planned to do EVEN MORE through Peter, John, and that beggar man. And this time, it was with Jesus' enemies: the leaders in the Temple.

Bible Story for Big Question 14, Bible Truth 4**P.4***Story with lines separating paragraphs (text in bold, optional interaction cues in italics)*

Someone in the crowd went to the leaders and told them the big news: "The lame beggarman, he's healed! Those Christians, Peter and John, healed him in the name of Jesus! "Now, there's a huge crowd listening to them. Many are putting their trust in Jesus as their Savior," they were told.

The leaders rushed over to see for themselves. "Oh, no! This is terrible!" The leaders said to each other. "Jesus isn't God's promised Savior. He's just a fake. We must stop Peter and John from talking about Jesus and from doing amazing things in His name. Send out the soldiers! Arrest those men! Right now!"

The soldiers quickly obeyed. They grabbed Peter and John and put them in jail for the night. The next day, the Temple leaders would decide how to punish them and stop them from talking about Jesus.

Peter and John had so much to talk to God about that night! They could praise Him for being the great God who was all-powerful. He could take care of them, even in jail. And, they could ask God to do more amazing things the next day when they faced the Temple leaders.

That night, they may have prayed: "Lord, help us not to be afraid of our enemies. Help us to keep on telling people about Jesus, no matter what!" The Bible doesn't tell us exactly what they prayed, but the next day, God certainly answered all these kinds of prayers.

Soldiers came and took Peter and John to the Temple leaders that morning. "Stop telling people about Jesus! Stop saying that God is doing these amazing things through Jesus!" the leaders ordered Peter and John. "If you don't stop, we will have to hurt you," they warned.

These were scary warnings. Peter and John knew those soldiers who could hurt them badly. It would be easy for them to be scared. It would be easy to stop talking about Jesus and not get hurt. What would Peter and John do?

What do you think they did?

Peter and John stood firm. God was at work in them, answering their prayers with amazing things once more. God's Holy Spirit worked in their hearts. He made Peter and John brave. He gave them just the right words to say back to those leaders. "We will not stop talking about Jesus," Peter and John told them. "We will not stop doing amazing things through Jesus. He really is the Savior! We don't care what you do to us."

The leaders were amazed. They had nothing else they could do. They let Peter and John go.

And what did Peter and John do when they were freed? They gathered the other Christians together and told them about all the amazing things that God had done. Then, all together, they asked God to keep making them bold and to keep doing amazing things. They wanted everyone to put their trust in Jesus.

And that's just what God did!

Cracking the Case: (story wrap-up for Listening Assignments)

It's time to see how we did with our Listening Assignment.

Detective Dan's Lesson 1 Listening Assignment:

- 1. What happened when Peter prayed for the lame man?** God healed him so he could walk!
- 2. What happened when the believers asked God to make them bold?** God worked in their hearts and made them bold to keep on telling about Jesus.

For You and Me:

God loves for His people to ask Him to help them. They need His help to live for Him. God wants them to depend upon Him. This shows them how much He loves them and what a great God He is. God wants us to pray and ask Him for help, too. He wants us to ask him to help us turn away from our sins and trust in Jesus as our Savior. And He wants us to ask Him to help us live for Him all the days of our lives.

Detective Dan's Lesson 2 Listening Assignment:**Our Bible Verse is: Psalm 17:6, ESV:**

"I call upon you, for you will answer me, O God; incline your ear to me; hear my words."

- 1. Who called on God to make them bold?** God's people, gathered together.
- 2. How did God answer their prayers?** God's Holy Spirit worked in their hearts and made them bold to speak about Him.

For You and Me:

God loves for His people to ask Him to help them. They need His help to live for Him. God wants them to depend upon Him. This shows them how much He loves them and what a great God He is. God wants us to pray and ask Him for help, too. He wants us to ask him to help us turn away from our sins and trust in Jesus as our Savior. And He wants us to ask Him to help us live for Him all the days of our lives.

Detective Dan's Lesson 3 Listening Assignment:

Our six clues were: a cake, a jail, a leader, a lame man, a rug, the Holy Spirit in a heart.

1. Which four belong in our story?

The jail, leader, lame man, and Holy Spirit in a heart belong. The cake and the rug do not.

2. Who prayed for a lame man to be healed? Who prayed for God to help them boldly tell others about him? How did God answer these prayers?

Peter prayed for the lame man to be healed. Peter, John and other Christians gathered together to pray. God answered their prayers by making them bold and helping them tell more people the good news of Jesus.

For You and Me:

God loves for His people to ask Him to help them. They need His help to live for Him. God wants them to depend upon Him. This shows them how much He loves them and what a great God He is. God wants us to pray and ask Him for help, too. He wants us to ask him to help us turn away from our sins and trust in Jesus as our Savior. And He wants us to ask Him to help us live for Him all the days of our lives.

The Gospel (story wrap-up if NOT using Listening Assignments)**Our Bible Truth is:****How Does God Want Us to Pray? Every Night and Day...****He Wants Us to Ask Him to Do Great Things!**

How does God want us to pray? Every night and day... He wants us to ask Him to do great things.

God's people ask Him for many things. They know that He can do great things, since He's already done the greatest thing of all: save them from their sins. You see, all people have chosen to disobey God and deserve His punishment for their sins. But God, in His mercy, sent His Son, Jesus. Jesus lived a perfect life, and He offered it as the full payment for the sins of God's people when He died on the cross. Then, on Day Three, Jesus rose from the dead in victory. He had beaten sin and death! God's people know if Jesus could do this for them, there is nothing He cannot do for their good and to show how great God is. They pray and ask Him to do more great things in them and in the world. God can do great things in us, too. If we ask Him, He can work in our hearts and make us His people. He can help us turn away from disobeying God and trust in Jesus as our Savior. He can help us to ask Him to do other great things, too.

Close in prayer.

Closing ACTS Prayer

- A** We praise You, God, for being so great and so able to help us. You are the God who listens and answers prayer!
- C** God, we know You answer prayers and can help us, but many times we don't even remember to ask for Your help. We forget You. We need a Savior!
- T** Thank You, God, that nothing is too hard for You! Thank You that You are always near and always hear our prayers. Thank You that You have given us what we need most of all: Jesus, to save us from our sins.
- S** God, work in our hearts. Help us to turn away from our sins and trust in Jesus as our Savior. Help us to keep talking to You throughout our day. Do great things in our lives. Help us to live for You. Do great things in this world. Help us all to trust in You as our Savior. In Jesus' name, we pray, Amen.

Big Question 14, Bible Truth 4 Overview: Key Concepts

p.7

Unit 14: The God Who Delights in Our Prayers

Unit Big Question (and Answer): How Does God Want Us to Pray?
Every Night and Day!!

Unit Bible Verse: "The Lord is at hand; do not be anxious about anything, but in everything by prayer and supplication with thanksgiving let your requests be made known to God." -- Philippians 4:5,6, ESV

Bible Truth 4 Concept: He Wants Us to Ask Him to Do Great Things

One part of praying is a big word called "supplication." Supplication sounds like "supply" and that's what it means: asking God to supply us with something we need. God's people ask God to supply them with many things. They know that there is so much they cannot do or supply for themselves. They need God to give them these things.

They ask God to help them honor Him in how they live. They want Him to help them obey His laws so that when other people see how they live, they will praise God. They want Him to help them tell others about the wonderful things He has done. God's people also ask Him to take care of their needs and worries. Every day there are many things they need. Sometimes they are worried or scared about things. They tell God about them all. They know He delights to take care of His people.

They also ask God to help other people. They pray for God's people that He would help them. They pray for God to save people who don't trust in Jesus as their Savior. God's people pray for everyone, even people who are mean to them. God's people ask God to do many great things. They know that He is a very great God. Nothing is too hard for Him to do. We can become God's people, too, when we turn away from their sins and trust in Jesus as their Savior. This is the first, most wonderful thing we can ask God to do for us!

Bible Truth 4 Bible Verse: Psalm 17:6, ESV

"I call upon you, for you will answer me, O God; incline your ear to me; hear my words."

Learn a Little: "I call upon you, for you will answer me, O God."

Meaning

God's people love to talk to God. They talk to Him every day. They know He is the great King over everything and everyone. He is the one, true God. He loves them and is mighty to help them. They know He will always hear their prayers and help them. How amazing that such a great God would care for people like you and me so much! He loves to hear our prayers and answer them in the way and in the timing, He knows is best. And what is the best, first prayer we can ask God to answer? To help us to turn away from our sins and trust in Jesus as our Savior. This is how we become God's people! Ask Him to help you.

Bible Truth 4 ACTS Prayer

- A** We praise You, God, for being so great and so able to help us. You are the God who listens and answers prayer!
- C** God, we know You answer prayers and can help us, but many times we don't even remember to ask for Your help. We forget You. We need a Savior!
- T** Thank You, God, that nothing is too hard for You! Thank You that You are always near and always hear our prayers. Thank You that You have given us what we need most of all: Jesus, to save us from our sins.
- S** God, work in our hearts. Help us to turn away from our sins and trust in Jesus as our Savior. Help us to keep talking to You throughout our day. Do great things in our lives. Help us to live for You. Do great things in this world. Help us all to trust in You as our Savior. In Jesus' name, we pray, Amen.

Big Question 14, Bible Truth 4 Overview: Key Concepts

p.8

Bible Truth 4 Story

The Case of the Daring Pray-ers Acts 3-4

Songs Used in Bible Truth 4

Big Q & A 14 Song

Big Question 14 Song: How Does God Want Us to Pray?

Big Question 14 Bible Verse Song: Don't Be Anxious Philippians 4:5-6, ESV

Extra Big Question 14 Bible Verse Song: The Lord Is at Hand Philippians 4:5-6, ESV

Extra Big Question 14 Bible Verse Song: At Hand Philippians 4:5-6, ESV

Extra Big Question 14 Bible Verse Song: When You Pray Say Father Luke 11:2-4, ESV

Big Question 14 Hymn: What a Friend We Have in Jesus v.1

Big Question 14 Praise Song: Lord, I Want to Be a Christian

Bible Truth 4 Bible Verse Song: I Call On You, O God Psalm 17:6, ESV

Bible Truth 4 Extra Bible Verse: Give Ear to My Words, O LORD Psalm 5:1-3, ESV

Bible Truth 4 Extra Bible Verse: I Will Do Whatever You Ask in My Name John 14:13, ESV

Bible Truth 4 Extra Bible Verse: Incline Your Ear Psalm 86:1,15,16, ESV

Bible Truth 4 Extra Bible Verse: Though the Earth Give Way Psalm 46:1,2, ESV

Bible Truth 4 Extra Bible Verse: Take Up the Whole Armor Ephesians 6:13,16-18, ESV

Bible Truth 4 Extra Bible Verse: For I Know the Plans Jeremiah 29:11-12, ESV

listen to or download songs for free at <https://praisefactory.org>: Deep Down Detectives Music page

Go and Tell Bible Truth Concept Craft

“God, Do Great Things!” Card

Craft Description

The children will create a picture that reminds them of God’s plan to build His Church from the peoples of the whole world, through the work of His Holy Spirit.

Materials

White paper or cardstock

Markers or crayons

Glue

Optional: Foam shapes or stickers of animals, people, etc to decorate the world picture with

Preparations

1. Print out the set of craft pages. Make sure to print the two pages to the card as front and back (double-sided). Make 1 copy per child of them on white paper or cardstock.
2. Set out markers/crayons and glue. If you are using the foam shapes/stickers, put those out only after the children have done the first phase. Less confusing!

Introducing the Craft:

“Our Big Question is: “How Does God Want Us to Pray? Every Night and Day...He wants us to ask Him to do great things!” That’s something very good to know. But many people don’t know that. So, do you know what God wants us to do? He wants us to go and tell others this very important news. So, today we are going to make something we can show and tell them, too. Here’s what it looks like... (Hold up example of craft).”

Directions


1. Show children your finished craft, reading the words to them.
2. Have the children color in the pictures on the front and back of the card.
3. Add foam shapes/stickers to world picture, if desired
4. Make sure to write each child’s name on their craft.
5. If you have time, you can practice saying the words on the card.

Discussion




This is an especially good time to re-read the key concepts and discuss them. See Deep Down Discussion Sheet for possible questions to talk about.

Craft Wrap Up:

“At the end of our time together today, you get to take home your Go and Tell crafts. And what are you going to do with them? Show and tell someone the important news you’ve learned today: “How Does God Want Us to Pray? Every Night and Day...He wants us to ask Him to do great things!”




Save Us!
Heal Us!
Help Us Love Others!
Help Us Love You!



Make All Your Great Plans for the World Come True!



"I call upon you, for you will answer me, O God; incline your ear to me; hear my words;" --Psalm 17:6, ESV



Our Big Question is: "How Does God want Us to Pray? Every Night and Day... He Wants Us to Ask Him to Do Great Things!" Peter and John and the rest of those first believers loved to ask God to do great things! They wanted God to show the world how great He is. They wanted others to know that Jesus is God's Son, the Savior sent to save us. God still loves for His people to ask Him to help them today! He knows there is so much they can't do on their own. He wants them to depend upon Him! This shows them how much He loves them and what a great God He is. God wants us to pray and ask Him for help, too. He wants us to ask him to help us turn away from our sins and trust in Jesus as our Savior. And He wants us to ask Him to help us live for Him all the days of our lives.

The Case of the Daring Pray-ers Jigsaw Puzzle Page

Acts 3-4

*Make copies of picture and cut out into an appropriate number of pieces for your children.
Or, you can print out color versions of this puzzle by downloading it from praisefactory.org.*

Our Big Question is: "How Does God Want Us to Pray? Every Night and Day... He Wants Us to Ask Him to Do Great Things!" Peter and John and the rest of those first believers loved to ask God to do great things! They wanted God to show the world how great He is. They wanted others to know that Jesus is God's Son, the Savior sent to save us. God still loves for His people to ask Him to help them today! He knows there is so much they can't do on their own. He wants them to depend upon Him! This shows them how much He loves them and what a great God He is. God wants us to pray and ask Him for help, too. He wants us to ask him to help us turn away from our sins and trust in Jesus as our Savior. And He wants us to ask Him to help us live for Him all the days of our lives.



DEEP DOWN DETECTIVES

Curriculum Resources



**Appendix D:
Just for Fun
Activities**

Just-For-Fun Activities

The following are activities that you can incorporate into your free play time. While the activities, themselves, are just-for-fun, you can make them rich times of relationship building, and even use it as an opportunity to discuss what is being taught during Circle Time. Don't over do it, but you can use the Deep Down Detectives Discussion Sheet for question ideas.

Gluing and Sticking

Just for Fun Arts and Crafts

Directions

Teacher cuts out or draws a basic shape or shapes related to concept or story on cardstock or construction paper for children to stick stickers on or glue fabric or paper scraps (tissue, gift wrap paper, construction paper, etc), beans, popcorn, buttons, cotton balls, foam shapes etc. onto. Use glue sticks rather than craft glue for these crafts. Cut fabric/paper scraps fairly large—about 1" or so.

Print-Making

Just for Fun Arts and Crafts

Directions

Children will make designs on a plain piece of construction paper or one with a simple shape drawn on it, using tempera paint (with a little dish soap added to it to make clean up easier) and any number of objects. Objects suggested in this curriculum: marbles, duplos, sponge shapes, empty thread spools, blocks with rick-rack glue-gunned to the bottom of them, cars and trucks, bubble wrap and cork.

Necklaces

Just for Fun Arts and Crafts

Directions

These are made with hollow pasta shapes and hole-punched shapes related to the story/concept. Children can string these onto a piece of yarn or string and have you tie the ends together when they are done.

Coloring (Really Scribbling)

Just for Fun Arts and Crafts

Directions

Children will use crayons or washable markers to draw on construction paper. If desired, the teacher can draw a picture or shapes related to the story on the paper for children to scribble on.

Puzzles

Just for Fun Arts and Crafts

Directions

A simple picture related to the story or concept is printed out onto cardstock and cut into a puzzle of 4 to 10 pieces. This can be done by enlarging one or a number of the people/objects from the story, in a Word, Power-point or other program to the desired size, then printing out onto cardstock. Children can "color" in the picture, then you can cut it out for them into as many pieces as is fitting for the child.

Craft Dough

Just for Fun Arts and Crafts

Directions

Provide purchased or homemade play dough (recipe provided) along with various “tools” such as plastic knives (without teeth), small jar lids, keys, garlic presses, little rolling pins, plastic cookie cutters, etc.

Homemade Play Dough Recipe

2 cups flour
1 cup salt
4 tsp cream of tartar
2 tbsp oil
2 cups water

Combine the flour, salt and cream of tartar. Mix well. In a large pot, combine the oil and the water. Add food coloring, if desired. Add flour mixture to the pot, stirring as you add. Heat mixture over medium heat, stirring constantly. Continue to stir until mixture forms ball and pulls away from the sides of the pot. Remove ball and knead on plain surface (not floured) until the texture becomes like play-dough. Store dough in an airtight plastic container. Keeps about 3 months. Makes about 5 cups. Allow at least a ½ cup per child.

Sandpaper Shapes and Patterns

Just for Fun Arts and Crafts

Directions

Use a glue gun to glue full 8 ½” by 11” sheets of sandpaper to foam board or sturdy cardboard cut the same size. Give the children yarn pieces of various lengths, 4” to 12” long. Let them stick the yarn onto the sandpaper and make designs and pictures with them.

Dance Ribbons

Just for Fun Games

Supplies

3 4’ ribbons per child
1 plastic shower curtain ring per child
CD player
CD of music

Preparing the Activity

1. Tie three 4’ ribbons to a plastic shower curtain ring.

Directions

1. Give them to the children to run around with. Have music for them to dance to as they twirl their ribbons. If desired, you could have them sing the Big Question/Bible verse song.

Match the Shape with Objects

Just for Fun Games

Supplies

Common objects such as keys, cookie cutters, spoons, unsharpened pencils, etc.

Cardstock

Permanent marker

Shoe box

Preparing the Activity

1. Trace around common objects such as keys, cookie cutters, spoons, unsharpened pencils, etc., each on a separate piece of cardstock.
2. Put these and the objects in a shoe box.

Directions

Have the children take out the cardstock outlines and the shapes and match them up.

Match the Shape with Blocks

Just for Fun Games

Supplies

Shoe box

Different shape blocks

Duct tape

Preparing the Game

1. Cut the outline of different blocks from a child's building block set in the top of a sturdy shoe box.
2. Use duct tape to tape down one long side, making a hinge for the lid.

Directions

1. Have the children put the right shape block into the box through the hole of the same shape.

Ball 'n' Tube

Just for Fun Games

Supplies

Have the children match the block shapes and insert them into the shoe box.

Materials

4-6' length of PVC pipe with a 2"-3" diameter opening, found very inexpensively at home improvement stores

Various sizes of balls that will fit through the diameter of the PVC pipe

Playing the Game

1. Have the children take turns putting the ball down one end and watching it roll out the other.

Bowling

Just for Fun Games

Supplies

6 or so empty 2-liter soda bottles
A soft, foam ball
Optional: sand or beans, packing/duct tape

Preparing the Game

If desired, put sand or beans in all/some of the bottles. Seal with tape.

Directions

Line up empty 2 liter soda bottles and have the children try to knock them down by rolling a ball into them.

Color Sort

Just for Fun Games

Supplies

Various single colored objects, such as pom-poms, foam shapes, beads, etc. (Be careful to choose objects of a non-swallowable size)
1 Large container that fits all the objects in it at once
Smaller containers, one per color
Construction paper or markers

Preparing the Activity

1. Put all the objects in the large container. Mix up.
2. Put a piece of construction paper/paper colored with marker on the outside of each of the small containers that matches the color object to go in it.

Directions

Have the children separate out all the colored items into their proper container.

Pattern Post Office

Just for Fun Games

Supplies

Various scraps of gift wrap paper or other colorful paper
Glue stick
Cardstock or cereal box
Shoe Box

Preparing the Activity

1. Cut out envelope-sized pieces of gift wrap paper (or scrap booking paper) and glue them onto cardstock of the same size.
2. Have a shoe box with a letter slit cut in the top for each of the different paper types.
3. Glue a piece of the designated gift wrap paper for each particular box on top of the box.

Directions

Have the children sort through the "mail" and put them in their right mail slot.

More Ideas for Activity Centers

Dress-up Clothes
Hats and Crowns
Simple Wooden Puzzles
Duplos
Blocks and Cardboard bricks
Peg Sets*
Magnet Sets (especially "Tall Stacks")*
(Large) Beads and Threading Laces
Small plastic people, animals, and vehicles*
Lacing cards
Housekeeping sets
Doctor's and nurse's sets
Tool sets
Simple Matching games
Dolls
Train sets
Sand or Rice Center with containers
Magnifying glasses and objects*
Shape and Color Sorters
Ring Stackers
Pull toys
Hammer and Peg sets
Tap a Tune pianos
Balls, everything from nerf balls to beach balls*

Great Idea Books

for homemade activity centers

The Wiggle & Giggle Busy Book: 365 Fun, Physical Activities for Your Toddler and Preschooler, Trish Kuffner and Megan McGinnis
The Toddler's Busy Book, Trish Kuffner
Arts and Crafts Busy Book
The First Three Years of Life, Burton L. White
Creative Resources for Infants and Toddlers, Judy Herr and Terri Swim

Websites

Just for Fun Games for ordering activity centers activities and materials

christianbook.com
amazon.com
toysrus.com
growingtreetoys.com
orientaltrading.com

DEEP DOWN DETECTIVES

Curriculum Resources



**Appendix E:
Curriculum Resources
to Make or Buy**

Big Question Box/Briefcase

What You Want

The Big Question Briefcase is a briefcase or other container with these characteristics:

- Ideally, this should be around 17" x 12", but needs to be at least big enough to fit a 8 ½" x 11" sheets of paper inside it.
- Have various pockets to put these sheets in
- Is attractive or curious looking to preschoolers
- Not necessary, but extremely fun, if it has a combination lock

Finding a Briefcase:

You can certainly buy one new, but you always may find a used one at a thrift shop. Or, someone may have one they want to donate. We use one that stores valuables in it and is the 17" x 12" size. Very durable and has the lock feature that the kids love.

You also can move away from the briefcase idea and use a little trunk or other box for your substitute briefcase. Just change the name to the Big Question Box, if you use a box instead. A boot box or the cardboard box that 10 reams of copy paper comes in is a great size, if you are using a box.

If you use a box, but want a lock-like feature, that's easy to do. Simply cut "straps" out of felt or vinyl and glue in place to the top and bottom sides of the box on one side, with the top strap overlapping the bottom straps. Add velcro to the top and bottom pieces so that they meet and fasten. Make back "hinges" for the box with the felt/vinyl straps, too. Or, you can simply add a belt around the box that has to be unfastened before the box can be opened.

Here are some suggestions for decorating a box or even the outside of your briefcase to make it appealing.

Supplies

Your box/briefcase
Plain white contact paper or white cardstock
Colorful wrapping paper
Glitter glue
Markers
Sequins, fake jewels, buttons, rick rack, etc.
Other decorating supplies
Stickers
Glue
Clear packing tape

Directions

1. If you are using a box that has wording on it, you will first need to make plain surfaces for decorating and a hinge for the lid. Stick the white contact paper or white cardstock to each side of the box. On the other hand, you can also use colorful wrapping paper. Then, make a lid by sticking the clear packing tape along one long side of the box, attaching the lid to the box.

2. Use the craft decorating supplies to decorate the box. If desired, you can put a big question mark on top of the box, but remember that you are working with two and three year olds: the question mark symbol is not very meaningful to them yet.

Making a Flannelgraph Storyboard for use in story-telling and in playing the story review games

While you may decide to use sticky tac and stick your storyboard pictures to a white board, it is very easy to make a flannelgraph board. The advantage to the flannelgraph board is that the pictures stick very easily and there is no messing with the sticky-tac.

Supplies

Large Format Pictures Board: AT LEAST a 36" x 48" foamboard or corkboard (We actually use a far bigger canvas and attach it to the wall) A science project board with the two sides that fold out makes a good 36" x 48" board.

OR, Small Format Pictures Board: AT LEAST a 24" x 36" (to 36" x 48)" board

Large piece of neutral-colored felt to cover your board with extra to overlap over to the back, if desired.

Glue gun and glue sticks

Directions

1. Center felt on front side of board. Turn over. Secure in place with glue.

Making Durable Storyboard Pictures or Story Scenes for use in story-telling and in playing the story review games

Whether you purchase the Deep Down Detectives storyboard pictures from Amazon or print them off the website (included in the Deep Down Detectives Visual Aids book), you will want to find some way to make them more durable. They are used not only as a part of telling the story, but are integral in the story review games. Here's how we make ours durable enough to be used over and over again. **See note below for other simpler options for using these pictures.**

Supplies

Deep Down Detectives Visual Aids book (purchased or downloaded)

White cardstock or printer paper (if downloading pictures)

Sticky-back velcro, circles or cut pieces; or sticky tac putty

Laminator or Self-laminating sheets

Sturdy Sheet Protectors, preferably the "Secure Top" kind, like offered by Avery

Flannelgraph pictures for the Bible stories found at www.praisefactory.org with each unit's resources.

Directions

1. Purchase from Amazon or download and print out the storyboard figures.

2. Cut out flannelgraph figures.

3. Laminate the figures.

Special tip: When laminating the big background pictures that are two (and sometimes even three or four) pieces put together, leave a small gap between the two pieces before laminating together. This small space acts like a hinge and allows you to fold up pictures without hurting them into a manilla envelope that fits 8.5" x 11" sheets of paper along with all of the smaller, regular-sized storyboard pictures.

4. If using a flannelgraph board: Stick a piece of sticky backed velcro (ROUGH SIDE) onto the back of each figure. If using sticky tack and whiteboard: simply stick a small amount of sticky tack on the back of a picture when using it. Remove and store sticky tack in airtight container.

Note: Instead of using all of the pictures as separate flannelgraph pieces, you can choose to use only a few (helpful to have 10 for the story review game); you can clump them onto posterboard and make them into picture scenes; or, you can simply use the Storyboard Picture Guide as a single picture. At praisefactory.org, go to DDD Bits and Pieces for a 22" x 28" poster size jpg of this picture guide if you want to create a large version.

The Deep Down Detectives “Bible” Folder

This is a homemade folder that looks (kinda) like the cover of a Bible. You will use this to put the Bible verse, the Bible Story and storyboard pictures to help make the point that the truths you are teaching them come from the Bible.

Supplies

1 piece of 22" x 28" posterboard (white is fine. Green or brown is nice)

Glue

Stapler and staples or packing tape

The Bible Cover pictures (see online with resources for this unit or from the back of each Deep Down Detectives Visual Aids book.)

NOTE: The Bible Cover pictures included in the Deep Down Detectives Visual Aids books cannot be created larger than 8.5" x 11". That means that they will be under-sized for a Bible Folder of the dimensions you are making. However, you can go online to the Deep Down Detectives curriculum and there is a pdf of a bigger version of these covers that will actually fit the size of this Deep Down Detectives “Bible” Folder.

Directions

1. Lay out poster board with long side along the bottom.
2. Fold in 2" on each side.
3. Take packing tape and tape the folded in 2" flaps to the main section of the posterboard, all the way down.
3. Fold up 8 1/2" on the bottom of the poster board.
4. Use packing tape to tape this flap in place, all the way down.
5. Take scissors and snip through the tape where the flap is attached to the folder. This will give you a bit more room in the folder.
6. Fold the poster board in the middle to make the center fold.
7. Cut out the Bible Cover Pictures. If possible, laminate these. They will last longer.
- 8.. Glue the two cover pieces to the outside of the folder.

