

DEEP DOWN DETECTIVES

**Curriculum Resources
for Unit 14, Bible Truth 4:**



How Does God Want Us to Pray?

Every Night and Day...

**He Wants Us to Ask Him
to Do Great Things!**

Session Prep (especially good for newbies!)

Pray!



Pray for the Holy Spirit to be at work in your and the children's hearts.

Review



If new to the curriculum, look at the **Getting Started with Deep Down Detectives section of the Core Curriculum book.** (p.5) It will be especially helpful to read through the Deep Down Detectives section of **The Praise Factory Tour: Extended Version Book.** This is a visual way to understand what goes on in the classroom. (A pdf of the book is found in the samples section on the website.)

Look through and Learn the Lesson



Read over **lesson plan.** Practice any **songs or action rhymes** you are using. Choose/make up motions to go with these. Choose less with younger children and more with older preschoolers. **Practice the lesson with the visual aids** and using the Big Question Box/Briefcase.

Read and Rehearse the Bible Story with Pictures



Read the Bible story from the Bible. Read the curriculum version. Practice telling it with the storyboard pictures. (If you have not previously laminated the story pictures, do that now.) Or, rehearse it from the Simple Story Scenes, if you are using those.

Let There Be Music



Download the music and listen to the songs. Choose which of the songs you will use with the children. If using live musicians, make sure they have the sheet music (Appendix A, Core Curriculum book).

Put the Props in Place



1. Prepare your Visual Aids. Put the Big Question, Unit Bible Truths, Bible Truth, Bible Verse, and Listening Assignment signs, as well as the Bible Story script in one side of the Bible folder.
2. Get out your storyboard. If using Simple Story Scenes, put these in your Bible Folder. Or, if using the individual storyboard figures, put all background pictures in place (they have a BG by the number). Put the rest of the storyboard pictures (these have a SB by the number) in order of use in the other side of the Bible folder.
3. Put the DDD Bible Folder as well as the Big Question sign in the Big Question Box/Briefcase and shut it. If your box/briefcase has locks and you want to use the unlocking the box as part of your session, lock it now....but make sure you have the key or know the code first.
4. Prepare the music CD or sheet music or mp3 device for use in your session.

Set Out Free Play Activities



Choose and set up free time activities you will use with the children. Choose a variety of different activities that will be enjoyed by different types of children. Rotate the activities you provide to keep them interesting and fresh to your children. (Suggestions in Appendix D, Core Curriculum books.)

Prepare Any Activities



Choose which (if any) of the Bible Truth games and crafts activities you want to use in the session. Bear in mind your time frame as well as the developmental abilities and attention span of your children as you decide which/how many to prepare. **Look over the Discussion Sheet** and choose a few questions you might use to spark discussion with the children as they do their activities (especially good for ages 3's+). Pray for God to give you opportunities to talk about these things with the children.

Let Them Take It with Them



Make copies of the craft/take home sheets, if you are not already using them as one of your activities. You may also want to make copies of the story (see take-home version of each story included in Appendix C with the other take home resources) to have for parents to use with their children at home. There's a link on each craft/take home sheet to the story, if you don't make hard copies.

Store It



After your session is over, collect the resources and store them for future use. This curriculum can be used over and over for years to come.

Unit 14: The God Who Delights in Our Prayers

UNIT OVERVIEW

Prayer is talking and listening to God. It's how God's people enjoy more of the special closeness they have with Him. It is a little bit like the forever happiness they will have with God when they live with Him in heaven.

God's people pray to God every night and day...and many times in between. There is so much to talk to Him about and God always wants to listen!

God's people tell God how wonderful He is. They say sorry for how they have disobeyed Him. They thank Him for all He's done for them and others. They ask Him to do great things. God's people want to stay close to God because He is the most wonderful person anyone can ever know.

In this unit we will learn four truths about prayer.

UNIT BIBLE VERSE: Luke 18:1

"...always pray and do not give up."

Big QUESTION UNDER INVESTIGATION: How Does God Want Us to Pray?

ANSWER: Every Night and Day...

OPTIONAL Big Question 14 INTRODUCTION LESSON (Use Hide 'n' Seek Kids Unit 14 Material)

Story: The Case of the Man Not Stopped by Big Teeth *Daniel 6*

Bible Verse: Luke 18:1

BIBLE TRUTH 1: He Wants Us to Praise Him (3 Lessons Available)

Story: The Case of the Middle of the Mess

2 Chronicles 19-20

Bible Verse: Deuteronomy 32:3-4

BIBLE TRUTH 2: He Wants Us to Confess Our Sins to Him (3 Lessons Available)

Story: The Case of the Slow Sorry

2 Chronicles 33; 2 Kings 21

Bible Verse: Psalm 32:5

BIBLE TRUTH 3: He Wants Us to Thank Him (3 Lessons Available)

Story: The Case of the Wet and Wild Thank You *Jonah*

Bible Verse: Psalm 107: 8

➔ BIBLE TRUTH 4: He Wants Us to Ask Him to Do Great Things

(3 Lessons Available)

Story: The Case of the Daring Pray-ers *Acts 3-4*

Bible Verse: Psalm 17:6

Deep Down Detectives NIV Songs 14 Track Numbers

This is a listing of all songs mentioned in the unit curriculum. You may or may not choose to use all of the songs. They are listed in easy-reference order--NOT in the order used in the curriculum.

You may choose to simply burn a CD/load them onto an mp3 device in this order. Or, you may want to do what we do: choose the songs we want to use and create a play list of them in that order. Then, we burn a CD/upload the play list onto an mp3 device. A teacher only has to click forward to the next song, instead of hunting for the right track. The track number have been included as part of the title of each song, teachers will still have a reference to the track number listed in the curriculum (same as those listed below), even if you change the order on your customized play list.

listen to or download songs for free at <https://praisefactory.org:Deep Down Detectives Music page>

SONGS USED EVERY UNIT OF THE CURRICULUM

- 1 The Classroom Song v.1
- 2 The Classroom Song v.2
- 3 The Classroom Song v.3
- 4 The Classroom Song v.4
- 5 Deep Down Detectives Theme Song
- 6 The Classroom Rules Song
- 7 Let's Pray Song
- 8 The Big Question Box Song
- 9 The Bible Chant Song
- 10 ACTS Prayer Song (Short Version)
- 11 ACTS Prayer Song (Full Version)

Why the Extra Songs?

Deep Down Detectives is a curriculum used by a wide age-span of kids. Sometimes one of the other songs is a better fit for your kids. Or, you may simply want to teach them more songs on the same Bible Truth. Use as many or as few as you want.

UNIT 14: THE GOD WHO ANSWERS PRAYERS

- 12 Big Q & A 14 Song
- 13 Big Question 14 Song: How Does God Want Us to Pray?
- 14 Big Question 14 Bible Verse Song: Always, Always Pray Luke 18:1, NIV 1984
- 15 Big Question 14 Hymn: What a Friend We Have in Jesus
- 16 Big Question 14 Praise Song: Lord, I Want to Be a Christian

How Does God Want Us to Pray? Every Night and Day...

Bible Truth 1: He Wants Us to Praise Him

- 17 Bible Verse: I Will Proclaim Deuteronomy 32:3-4, NIV 1984
- 18 Extra Bible Verse: Shout for Joy Psalm 100:1-4, NIV 1984

Bible Truth 2: He Wants Us to Confess Our Sins

- 19 Bible Verse: I Acknowledged My Sin Psalm 32:5, NIV 1984
- 20 Extra Bible Verse: Help Us, O God Our Savior Psalm 79:9, NIV 1984

Bible Truth 3: He Wants Us to Thank Him

- 21 Bible Verse: Give Thanks Psalm 107:8, NIV 1984
- 22 Extra Bible Verse: Give Thanks to the LORD Psalm 105:1,3, NIV 1984
- 23 Extra Bible Verse: Praise the LORD, O My Soul Psalm 103:1-5, NIV 1984

Bible Truth 4: He Wants Us to Ask Him to Do Great Things

- 24 Bible Verse: I Call On You, O God Psalm 17:6, NIV 1984
- 25 Extra Bible Verse: Give Ear to My Words, O LORD Psalm 5:1-3, NIV 1984
- 26 Extra Bible Verse: I Will Do Whatever John 14:13, NIV 1984

Big Question 14, Bible Truth 4 Overview: Key Concepts

p.1

Unit 14: The God Who Delights in Our Prayers

Unit Big Question (and Answer): How Does God Want Us to Pray?
Every Night and Day!!

Unit Bible Verse: "...always pray and do not give up." -- Luke 18:1

Bible Truth 4 Concept: He Wants Us to Ask Him to Do Great Things

One part of praying is a big word called "supplication." Supplication sounds like "supply" and that's what it means: asking God to supply us with something we need. God's people ask God to supply them with many things. They know that there is so much they cannot do or supply for themselves. They need God to give them these things.

They ask God to help them honor Him in how they live. They want Him to help them obey His laws so that when other people see how they live, they will praise God. They want Him to help them tell others about the wonderful things He has done. God's people also ask Him to take care of their needs and worries. Every day there are many things they need. Sometimes they are worried or scared about things. They tell God about them all. They know He delights to take care of His people.

They also ask God to help other people. They pray for God's people that He would help them. They pray for God to save people who don't trust in Jesus as their Savior. God's people pray for everyone, even people who are mean to them. God's people ask God to do many great things. They know that He is a very great God. Nothing is too hard for Him to do. We can become God's people, too, when we turn away from their sins and trust in Jesus as their Savior. This is the first, most wonderful thing we can ask God to do for us!

Bible Truth 4 Bible Verse: Psalm 17:6

"I call on you, O God, for you will answer me; give ear to me and hear my prayer."

Learn a Little: "I call on you, O God, for you will answer me."

Meaning

God's people love to talk to God. They talk to Him every day. They know He is the great King over everything and everyone. He is the one, true God. He loves them and is mighty to help them. They know He will always hear their prayers and help them. How amazing that such a great God would care for people like you and me so much! He loves to hear our prayers and answer them in the way and in the timing, He knows is best. And what is the best, first prayer we can ask God to answer? To help us to turn away from our sins and trust in Jesus as our Savior. This is how we become God's people! Ask Him to help you.

Bible Truth 4 ACTS Prayer

- A** We praise You, God, for being so great and so able to help us. You are the God who listens and answers prayer!
- C** God, we know You answer prayers and can help us, but many times we don't even remember to ask for Your help. We forget You. We need a Savior!
- T** Thank You, God, that nothing is too hard for You! Thank You that You are always near and always hear our prayers. Thank You that You have given us what we need most of all: Jesus, to save us from our sins.
- S** God, work in our hearts. Help us to turn away from our sins and trust in Jesus as our Savior. Help us to keep talking to You throughout our day. Do great things in our lives. Help us to live for You. Do great things in this world. Help us all to trust in You as our Savior. In Jesus' name, we pray, Amen.

Big Question 14, Bible Truth 4 Overview: Key Concepts

Bible Truth 4 Story

The Case of the Daring Pray-ers

Acts 3-4

Songs Used in Bible Truth 4

Big Q & A 14 Song

Big Question 14 Song: How Does God Want Us to Pray?

Big Question 14 Bible Verse Song: Always, Always Pray Luke 18:1, NIV 1984

Big Question 14 Hymn: What a Friend We Have in Jesus

Big Question 14 Praise Song: Lord, I Want to Be a Christian


Bible Truth 4 Bible Verse Song: I Call On You, O God Psalm 17:6, NIV 1984


Bible Truth 4 Extra Bible Verse: Give Ear to My Words, O LORD Psalm 5:1-3, NIV 1984

Bible Truth 4 Extra Bible Verse: I Will Do Whatever John 14:13, NIV 1984


listen to or download songs for free at <https://praisefactory.org>: Deep Down Detectives Music page

1. GETTING STARTED

 = follow the stars for a short & simple lesson plan

<p>Intake Activity Ideas</p>	<p>Choose one of these open-ended activities to include children as they join the class:</p>	
<p>Free Play Time <i>suggestions in Appendix D</i></p>	<p> Offer your own or some of the easy-to-make, free play activities suggested in Appendix D.</p>	
<p>OR Sing-along Music Time <i>lyrics and sheet music, Appendix A</i></p> <p><i>listen to or download songs for free at https://praisefactory.org/Deep-Down-Detectives-Music-page</i></p>	<p>Music from Deep Down Detectives (DDD) NIV Songs 14:</p> <p>Big Q & A 14 Song <i>DDD NIV Songs 14, track 12</i> Big Question 14 Song <i>DDD NIV Songs 14, track 13</i> Big Question 14 (Unit) Bible Verse Song: Always, Always Pray Luke 18:1, NIV 1984 <i>DDD NIV Songs 14, track 14</i> Big Question 14 Hymn: What a Friend We Have in Jesus <i>DDD NIV Songs 14, track 15</i> Big Question 14 Praise Song: Lord, I Want to Be a Christian <i>DDD NIV Songs 14, track 16</i> Bible Truth 4 Bible Verse Song: I Call On You, O God Psalm 17:6, NIV 1984 <i>DDD NIV Songs 14, track 24</i> Extra Bible Truth 4 Bible Verse Song: Give Ear to My Words, O LORD Psalm 5:1-3, NIV 1984 <i>DDD NIV Songs 14, track 25</i> Extra Bible Truth 4 Bible Verse Song: I Will Do Whatever John 14:13, NIV 1984 <i>DDD NIV Songs 14, track 26</i></p>	
	<p><i>Add more fun to Sing-along Music Time by adding a Music, Movement & Memory Activity. These activities are listed on p.10 of this lesson plan with the Response Activities. Instructions found in Appendix B.</i></p>	
<p>OR Bible Verse Memory Game <i>instructions found in Appendix B</i></p>	<p>Lesson 1 Game: Detective Mission Madness Practice Lesson 2 Game: Duck, Duck, Goose Lesson 3 Game: Slap, Clap and Stack</p> <p><i>These activities are also included on p.10 of this lesson plan with the Response Activities.</i></p>	

2. OPENING CIRCLE TIME (*introduce the Bible Truth and tell the related Bible story*)

<p>Gathering the Children <i>lyrics and sheet music, Appendix A</i></p>	<p><i>Sing verse 1 of The Classroom Song to gather the children for Circle Time.</i></p>	
	<p>The Classroom Song, verse 1 Let's gather together to worship God, Let's gather together to worship God, Let's gather together to worship God, Come gather here with me!</p>	<p><i>DDD NIV Songs 14, track 1</i></p>
<p>Welcome to Deep Down Detectives</p>	<p> "Welcome to Deep Down Detectives. We're so glad you've joined us! Detectives are people who look for answers to questions. In Deep Down Detectives, we look for answers to Big questions about God. We dig deep down in the truths of God's Word to find them."</p>	

2. OPENING CIRCLE TIME, continued



= follow the stars for a short & simple lesson plan

<p>Deep Down Detectives Theme Song</p> <p><i>lyrics and sheet music, Appendix A</i></p>	<p>"Let's sing our Deep Down Detectives Theme Song."</p> <p>★ Deep Down Detectives Theme Song <i>DDD NIV Songs 14, track 5</i></p> <p>We're Deep Down Detectives, diggin' deep in God's Word, For truths about God and His plans for this world, We're seeking to love Him, with all of our heart, We're Deep Down Detectives! Come on! Let's start!</p>
<p>Classroom Rules Song</p> <p><i>lyrics and sheet music, Appendix A</i></p>	<p>There are two very important things that Deep Down Detectives do together: we worship God and we love one another. Our Classroom Rules Song reminds us how we should act. Let's sing it."</p> <p>Classroom Rules Song <i>DDD NIV Songs 14, track 6</i></p> <p>Shh, be quiet while someone is talking, Raise your hand, if you have something to say, Don't touch your friend, sitting beside you, Obey your teachers, Be kind as you play. These are our classroom rules, These are our classroom rules, They help us worship God and love one another, These are our classroom rules.</p>
<p>Opening Prayer Time</p> <p><i>lyrics and sheet music, Appendix A</i></p>	<p>"Children, we need God's help to keep these rules. Let's ask Him to help us right now. Let's get ready and pray."</p> <p>Let's Pray <i>DDD NIV Songs 14, track 7</i></p> <p>1-2-3! Fold your hands, Bow your head, Close your eyes. Let's pray! (<i>repeat</i>)</p> <p>"Let's pray:"</p> <p>★ Opening Prayer</p> <p>Dear Lord, We're so glad to get to gather together to worship You! Please help us keep the classroom rules. Please help us to love You and learn about You today. In Jesus' name, we pray. Amen.</p>

2. OPENING CIRCLE TIME, continued

★ = follow the stars for a short & simple lesson plan

Reveal the Big Question
Introduce the Big Question Box/Briefcase

lyrics and sheet music, Appendix A

“Detectives INVESTIGATE things. That means they ask questions and look for answers. Deep Down Detectives investigate Big questions about God. The Big Question we are investigating today is right inside our Big Question Box/Briefcase.

The Big Question Box Song

DDD NIV Songs 14, track 8

We’ve got a Big box,
All closed up and locked,
Filled with the truths of God’s Word.

We’ve got a brief case,
There’s no time to waste,
Come on, kids, let’s open it up!

The Big Question under Investigation

VISUAL take out AID



of BQB

Big Question & Answer Sign, front side

**found in the DDD Unit 14 Visual Aids, NIV Book*

Ok, who would like to open for me and pull out the Big Question?”

Choose a child to open the box/briefcase, take out the Big Question and hand it to you, then hold up the Big Question sign for all the children to see, and say:

★ The Big Question we are investigating today is Big Question Number 14:

How Does God Want Us to Pray?

and the Answer is:

Every Night and Day...

Big Question Meaning

★ Prayer is talking and listening to God. It’s how God’s people enjoy more of the special closeness they have with Him. It is a little bit like the forever happiness they will have with God when they live with Him in heaven.

God’s people pray to God every night and day...and many times in between. There is so much to talk to Him about and God always wants to listen!

God’s people tell God how wonderful He is. They say sorry for how they have disobeyed Him. They thank Him for all He’s done for them and others. They ask Him to do great things. God’s people want to stay close to God because He is the most wonderful person that anyone can ever know.

Big Question Songs

★ Let’s sing our Big Question Song:

Big Q & A 14 Song

Big Q & A 14 Song

DDD NIV Songs 14, track 12

(adapted version of “Old MacDonald Had a Farm”)

lyrics and sheet music, Appendix A

How does God want us to pray?
Ev’ry night and day!
How does God want us to pray?
Ev’ry night and day!

Ev’ry night, ev’ry day,
Ev’ry night, ev’ry day,
Ev’ry night and day!
How does God want us to pray?

2. OPENING CIRCLE TIME, continued



= follow the stars for a short & simple lesson plan

Learning about the Big Question



Repeat the Big Question and Answer again:
"How Does God Want Us to Pray? Every Night and Day!"

Say: "Hmmm, I wonder what that means... Let's do our action rhyme/sing our song that explains it."

Then do the action rhyme or sing the song using any of the optional motions suggested, if desired.

Big Question Action Rhyme

Big Question 14 Action Rhyme

When I pray, I talk to God,
 There's so, so much to say,
 "Oh, how very great you are, God!"
 I praise God, each night and day!

(POSSIBLE ACTIONS)

Make prayer hands

Raise hands up to praise God

When I pray, I talk to God,
 There's so, so much to say.
 "Forgive me, God, for disobeying!"
 I say "Sorry, God," each night and day!

Make prayer hands

Shake head and make sad face

When I pray, I talk to God.
 There's so, so much to say,
 "Thank You for so many good things, God!"
 I thank God, each night and day!

Make prayer hands

Clap hands as a thank you

Big Question (Action Rhyme) Song

Lyrics and sheet music, Appendix A



When I pray, I talk to God.
 There's so, so much to say.
 "Help me to love and obey You, God!"
 I ask God, each night and day!

Make prayer hands

Place hand on heart

Big Question 14 Action Rhyme/ Song

DDD NIV Songs 14, track 13

(POSSIBLE ACTIONS)

How does God want us to pray?
 Every night and day the ACTS way!
 How does God want us to pray?
 Every night and day the ACTS way!
 The ACTS way, what's it all about?
 The ACTS way, I just can't figure out!

Make prayer hands

Refrain:
 A-C-T-S, say it with a shout, ACTS!
 I could tell you more,
 But I'd rather act it out.

A, A, A, stands for Adoration,
 We praise You, God of all creation,
 C, C, C, stands for Confession,
 We're sorry, God, to You our sins confessin', Refrain

Raise hands up to praise God

Shake head and make sad face

T, T, T, stands for Thanksgiving,
 Thank You, God, for the good things You have given,
 S, S, S, Stands for Supplication,
 Help us, Lord, the God of our salvation.

Clap hands as a thank you

Hold hands in front of you, palms up

Now I've told you,
 Now let's go and act it out.

2. OPENING CIRCLE TIME, continued

★ = follow the stars for a short & simple lesson plan

Learning the Bible Truth

VISUAL take out

AID



of BQB

VISUAL AID

All the Bible Truths Sign

★ "Every Night and Day!" is a good beginning, but there's so more to learn. So it's time for us to dig down even deeper for more answers to our Big Question about God. We're going to be learning **FOUR** Bible truths that all tell us more about how God wants us to pray.

Who would like to hand me the picture with our four Bible truths on it? It's in the Big Question Box/Briefcase." *Choose a child to get it and hand it to you, then hold it up and show them the pictures of the four truths they will be learning.*

Bible Truth Clue

VISUAL take out

AID



of BQB

Bible Truth Clue Sign,

front side

VISUAL AID

After everyone has had a good look, say...

"Ok, we've learned three truths about how God wants us to pray. They are: "He Wants Us to Praise Him," "He Wants Us to Confess Our Sins to Him," and He Wants Us to Thank Him" (point to pictures as you identify each Bible Truth). Now let's look at our Bible Truth Clue sign and see if we can figure out which of these four truths we will be learning about today. Who would like to get it out of the Big Question Briefcase for me?"

Choose a child to open the briefcase, take out the Bible Truth Clue sign and hand it to you. Hold up the front side for the children to see. Cover up the answer, written along the bottom, and say:

**"How Does God Want Us to Pray?
Every Night and Day...
He Wants Us to ??? Him to Do Great Things!"**

Hint

We're missing one word. Here's the hint to what the missing word is. It says: "What do we do when we need someone to help us? This word starts with the letter "A" and it rhymes with "mask."

Can you guess? It's "Ask." So, the Bible Truth we are learning today is: *(uncover answer from bottom of sign, show it to them and say:)*

★ **"How Does God Want Us to Pray?
Every Night and Day...
He Wants Us to ASK Him to Do Great Things!"**

Bible Truth Meaning

★ And here is what this Bible Truth means: *(read the meaning off of the back of the sign, say:)*

One part of praying is a big word called "supplication." Supplication sounds like "supply" and that's what it means: asking God to supply us with something we need. God's people ask God to supply them with many things. They know that there is so much they cannot do or supply for themselves. They need God to give them these things.

They ask God to help them honor Him in how they live. They want Him to help them obey His laws so that when other people see how they live, they will praise God. They want Him to help them tell others about the wonderful things He has done. God's people also ask Him to take care of their needs and worries. Every day there are many things they need. Sometimes they are worried or scared about things. They tell God about them all. They know He delights to take care of His people.

They also ask God to help other people. They pray for God's people that He would help them. They pray for God to save people who don't trust in Jesus as their Savior. God's people pray for everyone, even people who are mean to them God's people ask God to do many great things. They know that He is a very great God. Nothing is too hard for Him to do. We can become God's people, too, when we turn away from their sins and trust in Jesus as their Savior. This is the first, most wonderful thing we can ask God to do for us!

2. OPENING CIRCLE TIME, continued



= follow the stars for a short & simple lesson plan

Learning the Bible Verse

The Bible Chant Song

lyrics and sheet music, Appendix A

"And how do I know this is true? God tells me so in His special book, the Bible."

Say or sing the Bible Chant Song.

The Bible Chant Song

DDD NIV Songs 14, track 9

The Bible, the Bible,
Let's get out the Bible.
Let's hear what God has to say.
The Bible, the Bible,
God's given us the Bible.
It's His Word for us to learn and obey! Yay!

Bible Verse

DDD 14.4 Bible Verse-front side (in the DDD Bible folder)

VISUAL AID Place verse in take out



of BQB
DDD Bible Folder

*found in the DDD Unit 14 Visual Aids, NIV Book

"Who would like to get our Bible folder out of the Big Question Briefcase for me?"

Choose a child to open the briefcase, take out the "Bible" folder and hand it to you. Remove the Bible Verse Picture from the "Bible" folder and hold it up for all the children to see, then say:

Psalm 17:6 tells us:



Psalm 17:6

"I call on you, O God, for you will answer me; give ear to me and hear my prayer."

Learn a Little: "I call on you, O God, for you will answer me."


Bible Verse Meaning



What does that mean?

God's people love to talk to God. They talk to Him every day. They know He is the great King over everything and everyone. He is the one, true God. He loves them and is mighty to help them. They know He will always hear their prayers and help them. How amazing that such a great God would care for people like you and me so much! He loves to hear our prayers and answer them in the way and in the timing, He knows is best. And what is the best, first prayer we can ask God to answer? To help us to turn away from our sins and trust in Jesus as our Savior. This is how we become God's people! Ask Him to help you.

2. OPENING CIRCLE TIME, continued

 = follow the stars for a short & simple lesson plan

**Bible Verse
Song**

*lyrics and sheet music,
Appendix A*

You might also enjoy:

*Give Ear to My Words, O
LORD*

*Psalm 5:1-3, NIV 1984
DDD NIV Songs 14,
track 25*

*I Will Do Whatever
John 14:13, NIV 1984
DDD NIV Songs 14,
track 26*

We've said our Bible verse, now let's sing it!

I Call on You, O God: Psalm 17:6

DDD NIV Songs 14, track 24








I call on You, on You, O God,
For You will answer me, answer me,
Give ear to me, to me, O God.
And hear, hear my prayer.

I call on You, on You, O God,
For You will answer me, answer me,
Give ear to me, to me, O God.
And hear, hear my prayer.
Psalm Seventeen, six.

2. OPENING CIRCLE TIME, continued



= follow the stars for a short & simple lesson plan

<p>Getting into the Case</p>	<p>"Now it's time to do a bit more deep down investigating. Let's see what Detective Dan wants us to help him figure out. Would someone like to get it out for me?"</p>
<p>Listening Assignments</p> <p>Place in  take out  of BQB</p>	<p>NOTE: Listening assignments are most suitable for ages 3+. Skip straight to the Bible story (see bottom of this page), if working with 2 year olds.</p> <p>"Let's open up our listening assignment and see what we are supposed to figure out today.</p> <p>Choose a child to take out the Listening Assignment (from the DDD Bible Folder) and hand it to you. Read Detective Dan's letter to the children that includes the listening assignment. The listening assignments are summarized below:</p>
<p>VISUAL AID</p> <p></p> <p>DDD Unit 14 Visual Aids, NIV</p>	<p><u>Detective Dan's Lesson #1 Listening Assignment:</u></p> <p>I need to find out:</p> <ol style="list-style-type: none"> 1. What happened when Peter prayed for the lame man? 2. What happened when the believers asked God to make them bold?
<p>VISUAL AID</p> <p></p> <p>DDD Unit 14 Visual Aids, NIV</p>	<p><u>Detective Dan's Lesson #2 Listening Assignment:</u></p> <p>Our Bible Verse is Psalm 17:6:</p> <p>"I call on you, O God, for you will answer me; give ear to me and hear my prayer."</p> <p>I need to find out:</p> <ol style="list-style-type: none"> 1. Who called on God to make them bold? 2. How did God answer their prayers?
<p>VISUAL AID</p> <p></p> <p>*Listening Assignment #3 includes the Assignment Sheet, plus 6 clue pictures*</p> <p>DDD Unit 14 Visual Aids, NIV</p>	<p><u>Detective Dan's Lesson #3 Listening Assignment:</u></p> <p>I found six clues, but only 4 of them are in the story. They are: a cake, a jail, a leader, a lame man, a rug, the Holy Spirit in a heart.. Hold each of them up for the children to see as you identify them.</p> <p>I need to figure out:</p> <ol style="list-style-type: none"> 1. Which four belong in our story? 2. Who prayed for a lame man to be healed? Who prayed for God to help them boldly tell others about him? How did God answer these prayers?
<p>Tell the Bible Story</p> <p>Place story & pics in  take out  of BQB</p> <p>DDD Unit 14 Visual Aids, NIV</p> <p>Story text included in this book right after this lesson plan and in Visual Aids book</p>	<p>★ Then say. "Ok, Deep Down Detectives! Put on your best listening ears and see if you can hear the answers to Detective Dan's questions. When I finish telling the story, we will see if we can answer all the questions."</p> <p>★ Bible Story: The Case of the Daring Pray-ers</p> <p>Acts 3-4</p> <p>Read the Bible Truth story, putting up the Storyboard Pictures/holding up the Story Scenes as you tell it. Then have the children answer the listening assignment, present the gospel and lead in prayer.</p> <p>*Answers to questions, the gospel and ACTS prayer are included with the story text.*</p>

Lesson Plan: Big Question 14, Bible Truth 4

use with all THREE lessons

2. OPENING CIRCLE TIME, continued

★ = follow the stars for a short & simple lesson plan

<p>Story Response Song(s)</p> <p>Hymn</p> <p><i>lyrics and sheet music, Appendix A</i></p>	<p><i>As attention span and time allow, you might want to end with one of the following songs which also tie in with the unit. If desired, use the Music and Movement activity ideas while singing (listed with the Response Activities).</i></p> <p>What a Friend We Have in Jesus <i>DDD NIV Songs 14, track 15</i></p> <p>Verse 1 What a friend we have in Jesus, All our sins and griefs to bear! What a privilege to carry, Ev'rything to God in prayer!</p> <p>Verse 2 Have we trials and temptations? Is there trouble anywhere? We should never be discouraged, Take it to the Lord in prayer!</p> <p>Tie-in: "How does God want us to pray? Every night and day! Why does God want us to pray to Him every night and day? This song tells us some reasons. We pray to Him because when we trust in Jesus as our Savior, Jesus is our great loving and powerful friend--like no other friend we will ever have! He will forgive our sins. He will comfort us when we are sad. When we are tempted to disobey God, we can ask Him to help us...and He will! In trials and troubles and griefs (those are just big words for bad and sad things) God is always there to help us. What a great friend Jesus is to those who trust in Him!"</p>
--	--

<p>Praise Song</p> <p><i>lyrics and sheet music, Appendix A</i></p>	<p>Praise Song: Lord, I Want to Be a Christian <i>DDD NIV Songs 14, track 16</i></p> <p>Verse 1 Lord, I want to be a Christian in my heart, in my heart, Lord, I want to be a Christian in my heart. In my heart, in my heart, Lord, I want to be a Christian in my heart</p> <p>Verse 2 Lord, I want to be more loving in my heart, in my heart, Lord, I want to be more loving in my heart. In my heart, in my heart, Lord, I want to be more loving in my heart.</p> <p>Verse 3 Lord, I want to be more holy in my heart, in my heart, Lord, I want to be more holy in my heart. In my heart, in my heart, Lord, I want to be more holy in my heart.</p> <p>Tie-in: "How does God want us to pray? Every night and day! The Lord wants us to pray to Him and ask Him to help us to obey Him and love Him. That's what Christians--God's people--do! Let's sing a prayer asking God to help us right now!"</p>
--	--

3. TAKING ACTION: Response Activities *(choose from among these activities)*

<p>Transition to Activities</p>	<p>★ Well, Deep Down Detectives, you've done a great job diggin' deep down for answers in the truths of God's Word. Now it's time to enjoy some activities."</p> <p><i>Tell children what activity/s you are providing for them: either free play or some of the response activities listed below. When you are ready to dismiss them, use this song to help the children transition in an orderly fashion to their next activity.</i></p>
--	--






<p>Classroom Song, verse 2</p> <p><i>lyrics and sheet music, Appendix A</i></p>	<p>"Children, let's sing our Time to Play Song. When we are finished you may get up and walk over to our next activity."</p> <p>Classroom Song, verse 2 <i>DDD NIV Songs 14, track 2</i></p> <p>We've gathered together to worship God, We've gathered together to worship God, And now it's time to play.</p> <p><i>Dismiss the children to whatever activities you have prepared for them to do.</i></p>
--	--

Lesson Plan: Big Question 14, Bible Truth 4

use with all THREE lessons

p.10

3. TAKING ACTION: Response Activities (choose from among these activities) ★ = short & simple lesson plan




<p>Response Activities</p>	<p>Choose one or more activities appropriate for your children, based on classroom time and developmental needs. Add the Discussion Sheet to any activity for deeper learning. ★</p>
<p>Bible Verse Memory Game</p> <p><i>game directions, Appendix B</i></p>	<p>Though listed with the opening activities, you may choose to use this Bible verse game here instead (or as a repeat).</p> <ul style="list-style-type: none"> Lesson 1 Game: Detective Mission Madness Practice Lesson 2 Game: Duck, Duck, Goose Lesson 3 Game: Slap, Clap and Stack <p>Use the Discussion Sheet with this activity for even deeper learning ★</p>  <p>Discussion Questions</p>
<p>Music, Movement & Memory Activity</p> <p><i>game directions, Appendix B</i></p>	<p>A music activity that uses the songs from the Bible Truth and Big Question unit.</p> <ul style="list-style-type: none"> DDD Songs for this Bible Truth, plus: Lesson 1 Activity: Big Voice, Little Voice Lesson 2 Activity: Sing, Dance and Fall Down Lesson 3 Activity: Bottle Shakers <p>Use the Discussion Sheet with this activity for even deeper learning ★</p>  <p>Discussion Questions</p>
<p>Bible Story Review Game</p> <p><i>game directions, Appendix B</i></p>	<p>A game that uses the storyboard pictures from the story to review the story.</p> <ul style="list-style-type: none"> Lesson 1 Game: Who's in the Basket? Lesson 2 Game: Going Fishing Lesson 3 Game: Pony Express <p>Use the Discussion Sheet with this activity for even deeper learning ★</p>  <p>Discussion Questions</p>
<p>Coloring Pages/ Take Home Sheets</p> <p><i>in Appendix C</i></p> <p>★</p>	<p>A coloring page related to the lesson assignment question is provided for each lesson. On the back of each are the key concepts, a few questions and a song for parents to use with their children.</p> <p>NOTE: Upgrade your coloring sheet to a more interesting craft by offering simple embellishments, such as jiggly eyes, craft sand, glitter, glitter glue, colored paper dots (made with a hole punch), fabric scraps, etc. Make cut-to-size glued-on clothes, hair, etc for characters by using a copy of the coloring sheet, cutting out the selected portions and making them the patterns for whatever you want to cut out of fabric or foam.</p> <ul style="list-style-type: none"> Lesson 1 Coloring Sheet Emphasis: Bible Truth Lesson 2 Coloring Sheet Emphasis: Bible Verse Lesson 3 Coloring Sheet Emphasis: ACTS Prayer <p>Use the Discussion Sheet with this activity for even deeper learning ★</p>  <p>Discussion Questions</p>
<p>Extra Crafts:</p> <p>Big Question Craft <i>in Appendix C</i></p> <p>Bible Verse Craft <i>in Appendix C</i></p> <p>Bible Story Puzzle <i>in Appendix C</i></p>	<p>These crafts are slightly more complex than the coloring/take home sheets:</p> <p>The Bible Concept Go-and-Tell Craft is a craft that summarizes the Bible concept and includes the Bible verse is included for those desiring more than a coloring sheet. This more complex craft will involve gluing, sticking, etc. Can be used at any time.</p> <p>The Bible Story Coloring Sheet provides a tie in between the Bible story and the Bible truth they are learning.</p> <p>The Storyboard Picture Placement Page has been made into a puzzle that can be cut out and re-assembled by the children. This provides a nice summary of the story.</p> <p>Use the Discussion Sheet with these activities for even deeper learning ★</p>  <p>Discussion Questions</p>
<p>Free Play Activities ★</p> <p><i>ideas in Appendix D</i></p>	<p>Offer your own or some of the easy-to-make, free play activities suggested in Appendix D.</p>

Lesson Plan: Truth 4

use with all THREE lessons **p.11**

4. CLOSING CIRCLE TIME (End-of-session activities for the last 5-10 minutes of class time)

 = short & simple lesson plan

<p>Transition to Closing Circle</p> <p>Classroom Song, verse 3</p> <p><i>lyrics and sheet music, Appendix A</i></p>	<p>Use this song to help the children transition in an orderly fashion. Start singing this song and ask the children to gather with you for Closing Circle Time.</p> <p>Classroom Song, verse 3 DDD NIV Songs 14, track 3</p> <p>It's time to get ready to go and tell, It's time to get ready to go and tell, Come gather here with me.</p>
<p>Closing Circle Time</p> <p>Classroom Song, verse 4</p> <p><i>lyrics and sheet music, Appendix A</i></p>	<p>When children are settled in the circle, say: "It's almost time for your parents to come pick you up. And do you know what that means? It means.... (draw this out to build anticipation and excitement)...that it's almost time to go home and....it's almost time to...Go and Tell! We have learned some Big news about God today. God wants us to take and tell it to the whole world!"</p> <p>Classroom Song, verse 4 DDD NIV Songs 14, track 4</p> <p>So what's our Big news to go and tell, So what's our Big news to go and tell, Can you tell me now?</p>
<p>Big News to Tell</p> <p>Big Question 14</p> <p>VISUAL AID</p> <p></p> <p><i>*found in the DDD Unit 14 Visual Aids, NIV Book</i></p> <p><i>lyrics and sheet music, Appendix A</i></p> <p>Big Question 14, Bible Truth 4</p> <p>VISUAL AID</p> <p></p>	<p>"Let's see....there's so much Big news to tell! There's so much we've learned!</p> <p>First of all, can you tell me the answer to our Big Question: "How Does God Want Us to Pray?" Hold up the Bible Truth Clue Picture.</p> <p>Say the answer with me: "Every Night and Day..."</p> <p>(If desired, you can sing one/both of the Big Question songs.) DDD NIV Songs 14, tracks 12,13</p> <p>And what's one way He does this? What did we learn? Point to the picture.</p> <p>He Wants Us to Ask Him to Do Great Things!"</p> <p>"And how do I know this is true? Can you tell me? Say it with me: "The Bible tells me so!" That's right!</p>
<p>Big Question 14 Bible Truth 4 Bible Verse</p> <p>VISUAL AID</p> <p></p> <p><i>*found in the DDD Unit 14 Visual Aids, NIV Book</i></p> <p><i>lyrics and sheet music, Appendix A</i></p>	<p>We learned: Psalm 17:6</p> <p>"I call on you, O God, for you will answer me; give ear to me and hear my prayer."</p> <p>Learn a Little: "I call on you, O God, for you will answer me."</p> <p>What This Means:</p> <p>God's people love to talk to God. They talk to Him every day. They know He is the great King over all. He is the one, true God. And He loves them and is mighty to help them. They know He will hear their prayers and help them. How amazing that such a great God would care for people like you and me so much! He loves to hear our prayers and answer them in the way and in the timing, He knows is best!</p> <p>(If desired, you can sing the Bible verse song.) DD NIV Songs 14, track 24</p>

4. CLOSING CIRCLE TIME, continued



= follow the stars for a short & simple lesson plan

<p>Closing ACTS Prayer Time</p> <p>ACTS Prayer Chant</p> <p><i>lyrics and sheet music, Appendix A</i></p>	<p><i>Let's ask God to help us to remember this and even tell others this good news. Let's get ready and pray our ACTS prayer.</i></p> <p><i>And what does ACTS mean? Let's sing/say our ACTS Prayer Chant!</i></p> <p>ACTS Prayer Chant Song <i>DDD NIV Songs 14, tracks 10,11</i></p> <p>A, Adoration, God, we praise You! C, Confession, Forgive us our sins. That's the ACTS prayer, my friend, T, Thanksgiving, Thank You for Jesus, Bow your head, Close your eyes, Shhh, S, Supplication, Help us to live like Him.. Let's begin.</p>
<p>Closing ACTS Prayer</p>	<p>"Let's pray!"</p> <p><i>Lead the children in the ACTS prayer for this Bible Truth.</i></p> <p>A God, we praise You for being the Builder of Your Church by Your Holy Spirit.</p> <p>C God, we confess that we are all sinners who need You to give us faith to believe in Jesus. We need Your Holy Spirit to work in our hearts. We need Jesus to be our Savior!</p> <p>T Thank You, God for calling people from every tribe, nation, and language to be Your people, the Church.</p> <p>S God, work in our hearts that we might turn away from our sins and trust in Jesus as our Savior. Send the Holy Spirit to live in our hearts that we might know and love You, and love Him. Build Your Church, in us and in people, all over the world!</p> <p>In Jesus' name, we pray. Amen.</p>
<p>5. TAKING IT HOME <i>(Take Home Sheet)</i></p>	
<p>Clean up and Dismissal </p>	<p>"Now it's time to work together and clean up." <i>Have the children join you in cleaning up the room.</i></p>
<p>Coloring Pages/ Take Home Sheets </p> <p><i>in Appendix C</i></p>	<p><i>Give out the craft/take home sheet and any other papers from the session, as you dismiss children from class.</i></p> <p><i>(Reminder: The back side of the coloring page is the take home sheet for each lesson.)</i></p>
<p>Bible Story to Take-Home</p> <p><i>in Appendix C</i></p>	<p>You may also want to include a copy of the story along with the take home sheet. (However, each coloring sheet/take home sheet includes a note to parents telling where they can download the story from the Parent Resources section on the website.)</p>

The Case of the Daring Pray-ers

Acts 3-4

**Story-telling Tips**

Ahead of time:

1. Read the Bible verses and story. Pray!
2. Choose story action cues and prepare storyboard figures/Story Scenes, if using. (In Visual Aids book)
3. Practice telling story with the storyboard figures/Story Scenes, timing your presentation. Shorten, if necessary.

During your presentation:

1. Maintain as much eye contact as possible as you tell the story.
2. Put up storyboard figures/add story action cues/hold up Story Scenes as you tell the story. Allow the children to help you put them on the board, if desired.
3. Include the children in your story with a few questions about what they think will happen or words/concepts that might be new to them.
4. Watch the kids for signs that their attention span has been reached. Shorten, if necessary.

INTRODUCTION/ LISTENING ASSIGNMENTS

“Our story is called: The Case of the Daring Pray-ers. Here is your listening assignment... ”

Read the assignment for your lesson using Detective Dan’s Listening Assignment sign or the text below:

Detective Dan’s Lesson #1 Listening Assignment:

I need to find out:

- 1. What happened when Peter prayed for the lame man?**
- 2. What happened when the believers asked God to make them bold?**

Detective Dan’s Lesson #2 Listening Assignment:**Our Bible Verse is Psalm 17:6:**

“I call on you, O God, for you will answer me; give ear to me and hear my prayer.”

I need to find out:

- 1. Who called on God to make them bold?**
- 2. How did God answer their prayers?**

Detective Dan’s Lesson #3 Listening Assignment:

I found six clues, but only 4 of them are in the story.

They are: a cake, a jail, a leader, a lame man, a rug, the Holy Spirit in a heart..

Hold each of them up for the children to see as you identify them.

I need to figure out:

- 1. Which four belong in our story?**
- 2. Who prayed for a lame man to be healed? Who prayed for God to help them boldly tell others about him? How did God answer these prayers?**

Read the assignment questions, THEN SAY,

“Ok, Deep Down Detectives! Put on your best listening ears and see if you can hear the answers to Detective Dan’s questions. When I finish telling the story, we will see if we can answer all the questions.”

Read the Bible Truth story, answer questions, present the gospel and lead in prayer.

Answers to questions; the gospel; and, ACTS prayer are included with the story text.

The Case of the Daring Prayers Acts 3-4

Story with lines separating paragraphs (text in bold, optional interaction cues in italics)

The first Christians gathered together to pray. They had so much to talk to God about!

They praised Him for being the great God who loved His people and raised Jesus from the dead. They confessed their sins to God, and they thanked Him sending Jesus to die on the cross to forgive their sins and save them.

But there was something else those first Christians prayed as they gathered together. They asked God to do amazing things that would bring Him GLORY. That is, they wanted others to know Him and see how great He is.

“Help us to love each other as You have loved us in Jesus,” they prayed. “Help us to show and tell others that Jesus really is Your Son and He really is the Savior,” they asked. “Help us not to be scared of our enemies who want to hurt us because we believe in Jesus. Work in the hearts of many people. Help them to turn away from their sins and trust in Jesus as their Savior,” they prayed. All these things would bring glory to God’s name.

And did God answer these prayers? Did He do these amazing things?

What do you think?

Oh yes, He did answer them! The Bible has lots of stories of the amazing things God did in answer to their prayers. Let’s hear one.

Lots of people were walking to the Temple, God’s special worship place in Jerusalem. It was time for evening prayers. Peter and John, two of Jesus’ disciples, were going there to pray, too. There was so much to pray for! They wanted to live for Jesus. They wanted to tell the world about Jesus. They wanted God to do amazing things to show how great He is that all might praise and worship Him. These are the kinds of prayers God loves to answer.

But even before Peter and John entered the Temple to pray, God was already answering their prayers. At the Temple gate, there was a man begging for money. Why was he begging instead of working for it?

What do you think?

He was begging because he had been born lame. (That means when he was born, his legs didn’t work, and he never was able to walk.) And back then, if your legs didn’t work, then you couldn’t work. All you could do is beg. So that’s why, day after day, this man was carried to the Temple gates and begged for money from the people coming to worship God.

“Help me! Give me money, please,” the lame man asked Peter and John, as they passed by. What would Peter and John do? Would they give this poor man some money?

What do you think?

No, they would NOT!

Does that surprise you? Does it sound like Peter and John were being mean? Didn’t they care about this man?

Story with lines separating paragraphs (text in bold, optional interaction cues in italics)

But Peter and John were NOT being mean, and they DID care about this man. They weren't going to give this man MONEY because God had something FAR BETTER to give this lame man. And God was going to use Peter and John to give it to him. Can you guess what God would do?

Can you guess?

"I don't have money to give you," Peter said to the man, "but what I do have, I give to you. In the name of Jesus Christ, rise up and walk!" Peter took the man by the hand and raised him up to his feet. And wonder of wonders, the lame man's feet and ankles got strong. His legs worked. God had healed this man through Jesus. The man was so happy!

Together Peter, John, and the man went into the Temple. Peter and John walked, but not that man. No! He couldn't just walk! He was so excited. He had to do more than that. Can you guess what he did?

Can you guess?

The Bible tells us that he went into the Temple walking and leaping and praising God. Peter and John praised God, too. God was answering their prayers to do amazing things, things that would show others that Jesus really was God's Son, the Savior.

But God was not done answering their prayers that day. He was just beginning! Now, He would answer their prayers to tell others about Jesus so they might be saved.

As Peter, John, and the beggar man came into the Temple area, everyone saw the man and was amazed. "Look! It's the lame man! He's been healed! Look at him, walking and leaping and praising God!" they exclaimed.

The crowd rushed over to the three men, eager to hear how this amazing thing had happened. Peter was happy to tell them: "God used us to heal this man, but it's not because we are anything special," Peter told them. "This man has been healed through Jesus. Jesus is the One who is special!" Peter explained.

"Jesus is the Savior God promised to send. He lived a perfect life and offered it as the full payment for the sins of God's people when He died on the cross," Peter told the people. "On the third day, God raised Jesus from the dead. He had really beaten sin and death for God's people," Peter exclaimed. "Turn away from your sins, trust in Jesus as your Savior, and be saved. This is how you can become God's people, too," Peter told them.

Many people heard Peter share the good news of Jesus, but would many people believe?

What do you think?

Yes, they did! God's Holy Spirit worked in their hearts as they listened. He helped them believe. "We want to turn away from our sins. We want to trust in Jesus as our Savior," they told Peter and John. Peter and John praised God for answering their prayers in such big ways.

But guess what? God was STILL NOT DONE answering their prayers that day! He planned to do EVEN MORE through Peter, John, and that beggar man. And this time, it was with Jesus' enemies: the leaders in the Temple.

Bible Story for Big Question 14, Bible Truth 4**P.4***Story with lines separating paragraphs (text in bold, optional interaction cues in italics)*

Someone in the crowd went to the leaders and told them the big news: "The lame beggarman, he's healed! Those Christians, Peter and John, healed him in the name of Jesus! "Now, there's a huge crowd listening to them. Many are putting their trust in Jesus as their Savior," they were told.

The leaders rushed over to see for themselves. "Oh, no! This is terrible!" The leaders said to each other. "Jesus isn't God's promised Savior. He's just a fake. We must stop Peter and John from talking about Jesus and from doing amazing things in His name. Send out the soldiers! Arrest those men! Right now!"

The soldiers quickly obeyed. They grabbed Peter and John and put them in jail for the night. The next day, the Temple leaders would decide how to punish them and stop them from talking about Jesus.

Peter and John had so much to talk to God about that night! They could praise Him for being the great God who was all-powerful. He could take care of them, even in jail. And, they could ask God to do more amazing things the next day when they faced the Temple leaders.

That night, they may have prayed: "Lord, help us not to be afraid of our enemies. Help us to keep on telling people about Jesus, no matter what!" The Bible doesn't tell us exactly what they prayed, but the next day, God certainly answered all these kinds of prayers.

Soldiers came and took Peter and John to the Temple leaders that morning. "Stop telling people about Jesus! Stop saying that God is doing these amazing things through Jesus!" the leaders ordered Peter and John. "If you don't stop, we will have to hurt you," they warned.

These were scary warnings. Peter and John knew those soldiers who could hurt them badly. It would be easy for them to be scared. It would be easy to stop talking about Jesus and not get hurt. What would Peter and John do?

What do you think they did?

Peter and John stood firm. God was at work in them, answering their prayers with amazing things once more. God's Holy Spirit worked in their hearts. He made Peter and John brave. He gave them just the right words to say back to those leaders. "We will not stop talking about Jesus," Peter and John told them. "We will not stop doing amazing things through Jesus. He really is the Savior! We don't care what you do to us."

The leaders were amazed. They had nothing else they could do. They let Peter and John go.

And what did Peter and John do when they were freed? They gathered the other Christians together and told them about all the amazing things that God had done. Then, all together, they asked God to keep making them bold and to keep doing amazing things. They wanted everyone to put their trust in Jesus.

And that's just what God did!

Cracking the Case: (story wrap-up for Listening Assignments)

It's time to see how we did with our Listening Assignment.

Detective Dan's Lesson 1 Listening Assignment:

1. What happened when Peter prayed for the lame man? God healed him so he could walk!

2. What happened when the believers asked God to make them bold? God worked in their hearts and made them bold to keep on telling about Jesus.

For You and Me:

God loves for His people to ask Him to help them. They need His help to live for Him. God wants them to depend upon Him. This shows them how much He loves them and what a great God He is. God wants us to pray and ask Him for help, too. He wants us to ask him to help us turn away from our sins and trust in Jesus as our Savior. And He wants us to ask Him to help us live for Him all the days of our lives.

Detective Dan's Lesson 2 Listening Assignment:**Our Bible Verse is: Psalm 17:6:**

"I call on you, O God, for you will answer me; give ear to me and hear my prayer."

1. Who called on God to make them bold? God's people, gathered together.

2. How did God answer their prayers? God's Holy Spirit worked in their hearts and made them bold to speak about Him.

For You and Me:

God loves for His people to ask Him to help them. They need His help to live for Him. God wants them to depend upon Him. This shows them how much He loves them and what a great God He is. God wants us to pray and ask Him for help, too. He wants us to ask him to help us turn away from our sins and trust in Jesus as our Savior. And He wants us to ask Him to help us live for Him all the days of our lives.

Detective Dan's Lesson 3 Listening Assignment:

Our six clues were: a cake, a jail, a leader, a lame man, a rug, the Holy Spirit in a heart.

1. Which four belong in our story?

The jail, leader, lame man, and Holy Spirit in a heart belong. The cake and the rug do not.

2. Who prayed for a lame man to be healed? Who prayed for God to help them boldly tell others about him? How did God answer these prayers?

Peter prayed for the lame man to be healed. Peter, John and other Christians gathered together to pray. God answered their prayers by making them bold and helping them tell more people the good news of Jesus.

For You and Me:

God loves for His people to ask Him to help them. They need His help to live for Him. God wants them to depend upon Him. This shows them how much He loves them and what a great God He is. God wants us to pray and ask Him for help, too. He wants us to ask him to help us turn away from our sins and trust in Jesus as our Savior. And He wants us to ask Him to help us live for Him all the days of our lives.

The Gospel (story wrap-up if NOT using Listening Assignments)**Our Bible Truth is:****How Does God Want Us to Pray? Every Night and Day...****He Wants Us to Ask Him to Do Great Things!**

How does God want us to pray? Every night and day... He wants us to ask Him to do great things.

God's people ask Him for many things. They know that He can do great things, since He's already done the greatest thing of all: save them from their sins. You see, all people have chosen to disobey God and deserve His punishment for their sins. But God, in His mercy, sent His Son, Jesus. Jesus lived a perfect life, and He offered it as the full payment for the sins of God's people when He died on the cross. Then, on Day Three, Jesus rose from the dead in victory. He had beaten sin and death! God's people know if Jesus could do this for them, there is nothing He cannot do for their good and to show how great God is. They pray and ask Him to do more great things in them and in the world. God can do great things in us, too. If we ask Him, He can work in our hearts and make us His people. He can help us turn away from disobeying God and trust in Jesus as our Savior. He can help us to ask Him to do other great things, too.

Close in prayer.

Closing ACTS Prayer

- A** We praise You, God, for being so great and so able to help us. You are the God who listens and answers prayer!
- C** God, we know You answer prayers and can help us, but many times we don't even remember to ask for Your help. We forget You. We need a Savior!
- T** Thank You, God, that nothing is too hard for You! Thank You that You are always near and always hear our prayers. Thank You that You have given us what we need most of all: Jesus, to save us from our sins.
- S** God, work in our hearts. Help us to turn away from our sins and trust in Jesus as our Savior. Help us to keep talking to You throughout our day. Do great things in our lives. Help us to live for You. Do great things in this world. Help us all to trust in You as our Savior. In Jesus' name, we pray, Amen.

Go to Lesson Plan, p.9 for the script to the rest of the lesson.

Deep Down Discussion Sheet

use with all THREE lessons

Use with all response activities for deeper learning



P.1

Questions to aid discussion of the key concepts and for use in games

Be familiar with these questions and answers. Look for opportunities to ask questions and discuss their answers, such as while the children work on their coloring pages, as part of their response games, or during play time. Remember: your goal isn't to ask all these questions or only talk to the children about these things. It is to be deliberate in having good conversations with them, however much or little you have.

<p>BIG QUESTION Meaning</p>	<p>How Does God Want Us to Pray? Every Night and Day!!! Prayer is talking and listening to God. It's how God's people enjoy more of the special closeness they have with Him. It is a little bit like the forever happiness they will have with God when they live with Him in heaven.</p> <p>God's people pray to God every night and day...and many times in between. There is so much to talk to Him about and God always wants to listen! God's people tell God how wonderful He is. They say sorry for how they have disobeyed Him. They thank Him for all He's done for them and others. They ask Him to do great things. God's people want to stay close to God because He is the most wonderful person that anyone can ever know.</p> <p>Discussion Questions <i>choose a few</i></p> <ol style="list-style-type: none"> 1. Prayer is talking and listening to whom? <i>God.</i> 2. How do God's people enjoy more of the special closeness they have with God? <i>By praying.</i> 3. What is a little bit like the forever happiness God's people will have with God when they live with Him in heaven? <i>Prayer.</i> 4. What kinds of things do God's people pray about? <i>They tell God how wonderful He is. They say sorry for how they've disobeyed God; They thank God for all He's done for them. They ask Him to do great things.</i> 5. Why do God's people want to stay close to Him? <i>Because He is the most wonderful person anyone can ever know.</i>
<p>BIBLE TRUTH Meaning</p> <p>Discussion Questions <i>choose a few</i></p>	<p>Every Night and Day...He Wants Us to Ask Him to Do Great Things! One part of praying is a big word called "supplication." Supplication sounds like "supply" and that's what it means: asking God to supply us with something we need. God's people ask God to supply them with many things. They know that there is so much they cannot do or supply for themselves. They need God to give them these things.</p> <p>They ask God to help them honor Him in how they live. They want Him to help them obey His laws so that when other people see how they live, they will praise God. They want Him to help them tell others about the wonderful things He has done. God's people also ask Him to take care of their needs and worries. Every day there are many things they need. Sometimes they are worried or scared about things. They tell God about them all. They know He delights to take care of His people.</p> <p>They also ask God to help other people. They pray for God's people that He would help them. They pray for God to save people who don't trust in Jesus as their Savior. God's people pray for everyone, even people who are mean to them God's people ask God to do many great things. They know that He is a very great God. Nothing is too hard for Him to do. We can become God's people, too, when we turn away from their sins and trust in Jesus as their Savior. This is the first, most wonderful thing we can ask God to do for us!</p> <ol style="list-style-type: none"> 1. What is the big word for asking God to do something? <i>Supplication.</i> 2. What kinds of things do God's people ask God to do? <i>Help them live to honor Him in how they live; help them obey His laws; help Him tell others about Him; Ask for things they need; Ask Him to take care of their needs and worries.</i> 3. Who do God's people pray for besides themselves? <i>Everyone!</i> 4. Why do God's people know that can ask great things of God? <i>Because God is a very great God. Nothing is too hard for Him to do.</i> 5. How can we become God's people? <i>By turning away from our sins and trusting in Jesus as our Savior.</i>

Deep Down Discussion Sheet

use with all THREE lessons

Questions to aid discussion of the key concepts and for use in games

THE GOSPEL

What is the good news of God? *It's the gospel? Through Jesus, God has given us what we need the most. You see, all people choose to disobey God and deserve His punishment. But God, in His mercy, sent His Son, Jesus, to live a perfect life and offer it as the full payment for the sins of God's people. On the third day, Jesus rose from the dead in victory. He had beaten sin and death for God's people. Now, all who turn away from their sins and trust in Jesus as their Savior can be forgiven their sins. They get to be God's people. We can be forgiven our sins and become God's people, too, if we turn away from our sins and trust in Jesus as our Savior. Ask Him to help you. He loves to do this.*

BIBLE TRUTH BIBLE VERSE

"I call on you, O God, for you will answer me; give ear to me and hear my prayer." --Psalm 17:6

Learn a Little: "I call on you, O God, for you will answer me."

Meaning

God's people love to talk to God. They talk to Him every day. They know He is the great King over everything and everyone. He is the one, true God. He loves them and is mighty to help them. They know He will always hear their prayers and help them. How amazing that such a great God would care for people like you and me so much! He loves to hear our prayers and answer them in the way and in the timing, He knows is best. And what is the best, first prayer we can ask God to answer? To help us to turn away from our sins and trust in Jesus as our Savior. This is how we become God's people! Ask Him to help you.

Discussion Questions

choose a few

1. Who do God's people call upon (pray to) when they are in need? *They call on God.*
2. How often do God's people ask God for help? *Every day! They always need His help.*
3. How does God treat His people? *He loves them and is mighty to help them.*
4. What do they know God will do when they pray to Him? *He will answer them.*
5. How does God answer His people's prayers? *He answers them in just the right way, at just the right time. God always knows what is best and does what is best for them!*
6. What is the best, first prayer we can ask God to answer? *We can ask Him to help us to turn away from our sins and trust in Jesus as our Savior. This is how we become God's people.*

BIBLE STORY

The Case of the Daring Pray-ers

Discussion Questions

choose a few

1. What did the first Christians gather to pray about? *They praised God for being their great God. They confessed their sins to God, and they thanked Him the many good things He did for them. And, they asked Him to do great things.*
2. What kinds of things did they ask God to do? *To love each other; to not be scared of their enemies when they shared about Jesus; and, to help many people believe in Jesus as their Savior.*
3. What did Peter and John give the lame beggar man who sat near the Temple gates? *They asked God to heal his legs by God's great power, and God did.*
4. What did Peter and John tell the people who saw the lame man healed? *That it was because of Jesus that this man was healed. They told them to turn away from disobeying God and trust in Jesus as their Savior.*
5. What did the important teachers think when they saw all of this? *They were upset. They wanted to stop Peter and John.*
6. What did the important teachers do to Peter and John? *They arrested them and they told them to stop telling people about Jesus. But Peter and John refused!*
7. What did the believers in Jesus do when they gathered together with Peter and John? *They prayed that God would do more great things through them. They prayed that He would make them brave to keep on telling others about Jesus. God answered their prayers!*
8. What is the message that Peter, John, and the other believers asked God to help them boldly tell? *The gospel! The good news that God forgives the sins of all who turn away from their sins and trust in Jesus as their Savior. This is the good news God wants us to receive, too! Ask Him to help you!*