

DEEP DOWN DETECTIVES

**Curriculum Resources
for Unit 14, Bible Truth 3:**



How Does God Want Us to Pray?

Every Night and Day...

He Wants Us to Thank Him!

Session Prep (especially good for newbies!)

Pray!



Pray for the Holy Spirit to be at work in your and the children's hearts.

Review



If new to the curriculum, look at the **Getting Started with Deep Down Detectives section of the Core Curriculum book.** (p.5) It will be especially helpful to read through the Deep Down Detectives section of **The Praise Factory Tour: Extended Version Book.** This is a visual way to understand what goes on in the classroom. (A pdf of the book is found in the samples section on the website.)

Look through and Learn the Lesson



Read over **lesson plan.** Practice any **songs or action rhymes** you are using. Choose/make up motions to go with these. Choose less with younger children and more with older preschoolers. **Practice the lesson with the visual aids** and using the Big Question Box/Briefcase.

Read and Rehearse the Bible Story with Pictures



Read the Bible story from the Bible. Read the curriculum version. Practice telling it with the storyboard pictures. (If you have not previously laminated the story pictures, do that now.) Or, rehearse it from the Simple Story Scenes, if you are using those.

Let There Be Music



Download the music and listen to the songs. Choose which of the songs you will use with the children. If using live musicians, make sure they have the sheet music (Appendix A, Core Curriculum book).

Put the Props in Place



1. Prepare your Visual Aids. Put the Big Question, Unit Bible Truths, Bible Truth, Bible Verse, and Listening Assignment signs, as well as the Bible Story script in one side of the Bible folder.
2. Get out your storyboard. If using Simple Story Scenes, put these in your Bible Folder. Or, if using the individual storyboard figures, put all background pictures in place (they have a BG by the number). Put the rest of the storyboard pictures (these have a SB by the number) in order of use in the other side of the Bible folder.
3. Put the DDD Bible Folder as well as the Big Question sign in the Big Question Box/Briefcase and shut it. If your box/briefcase has locks and you want to use the unlocking the box as part of your session, lock it now....but make sure you have the key or know the code first.
4. Prepare the music CD or sheet music or mp3 device for use in your session.

Set Out Free Play Activities



Choose and set up free time activities you will use with the children. Choose a variety of different activities that will be enjoyed by different types of children. Rotate the activities you provide to keep them interesting and fresh to your children. (Suggestions in Appendix D, Core Curriculum books.)

Prepare Any Activities



Choose which (if any) of the Bible Truth games and crafts activities you want to use in the session. Bear in mind your time frame as well as the developmental abilities and attention span of your children as you decide which/how many to prepare. **Look over the Discussion Sheet** and choose a few questions you might use to spark discussion with the children as they do their activities (especially good for ages 3's+). Pray for God to give you opportunities to talk about these things with the children.

Let Them Take It with Them



Make copies of the craft/take home sheets, if you are not already using them as one of your activities. You may also want to make copies of the story (see take-home version of each story included in Appendix C with the other take home resources) to have for parents to use with their children at home. There's a link on each craft/take home sheet to the story, if you don't make hard copies.

Store It



After your session is over, collect the resources and store them for future use. This curriculum can be used over and over for years to come.

Unit 14: The God Who Delights in Our Prayers

UNIT OVERVIEW

Prayer is talking and listening to God. It's how God's people enjoy more of the special closeness they have with Him. It is a little bit like the forever happiness they will have with God when they live with Him in heaven.

God's people pray to God every night and day...and many times in between. There is so much to talk to Him about and God always wants to listen!

God's people tell God how wonderful He is. They say sorry for how they have disobeyed Him. They thank Him for all He's done for them and others. They ask Him to do great things. God's people want to stay close to God because He is the most wonderful person anyone can ever know.

In this unit we will learn four truths about prayer.

UNIT BIBLE VERSE: Luke 18:1

"...always pray and do not give up."

Big QUESTION UNDER INVESTIGATION: How Does God Want Us to Pray?

ANSWER: Every Night and Day...

OPTIONAL Big Question 14 INTRODUCTION LESSON (Use Hide 'n' Seek Kids Unit 14 Material)

Story: The Case of the Man Not Stopped by Big Teeth *Daniel 6*

Bible Verse: Luke 18:1

BIBLE TRUTH 1: He Wants Us to Praise Him (3 Lessons Available)

Story: The Case of the Middle of the Mess

2 Chronicles 19-20

Bible Verse: Deuteronomy 32:3-4

BIBLE TRUTH 2: He Wants Us to Confess Our Sins to Him (3 Lessons Available)

Story: The Case of the Slow Sorry

2 Chronicles 33; 2 Kings 21

Bible Verse: Psalm 32:5



BIBLE TRUTH 3: He Wants Us to Thank Him (3 Lessons Available)

Story: The Case of the Wet and Wild Thank You *Jonah*

Bible Verse: Psalm 107: 8

BIBLE TRUTH 4: He Wants Us to Ask Him to Do Great Things

(3 Lessons Available)

Story: The Case of the Daring Pray-ers *Acts 3-4*

Bible Verse: Psalm 17:6

Deep Down Detectives NIV Songs 14 Track Numbers

This is a listing of all songs mentioned in the unit curriculum. You may or may not choose to use all of the songs. They are listed in easy-reference order--NOT in the order used in the curriculum.

You may choose to simply burn a CD/load them onto an mp3 device in this order. Or, you may want to do what we do: choose the songs we want to use and create a play list of them in that order. Then, we burn a CD/upload the play list onto an mp3 device. A teacher only has to click forward to the next song, instead of hunting for the right track. The track number have been included as part of the title of each song, teachers will still have a reference to the track number listed in the curriculum (same as those listed below), even if you change the order on your customized play list.

listen to or download songs for free at <https://praisefactory.org:Deep Down Detectives Music page>

SONGS USED EVERY UNIT OF THE CURRICULUM

- 1 The Classroom Song v.1
- 2 The Classroom Song v.2
- 3 The Classroom Song v.3
- 4 The Classroom Song v.4
- 5 Deep Down Detectives Theme Song
- 6 The Classroom Rules Song
- 7 Let's Pray Song
- 8 The Big Question Box Song
- 9 The Bible Chant Song
- 10 ACTS Prayer Song (Short Version)
- 11 ACTS Prayer Song (Full Version)

Why the Extra Songs?

Deep Down Detectives is a curriculum used by a wide age-span of kids. Sometimes one of the other songs is a better fit for your kids. Or, you may simply want to teach them more songs on the same Bible Truth. Use as many or as few as you want.

UNIT 14: THE GOD WHO ANSWERS PRAYERS

- 12 Big Q & A 14 Song
- 13 Big Question 14 Song: How Does God Want Us to Pray?
- 14 Big Question 14 Bible Verse Song: Always, Always Pray Luke 18:1, NIV 1984
- 15 Big Question 14 Hymn: What a Friend We Have in Jesus
- 16 Big Question 14 Praise Song: Lord, I Want to Be a Christian

How Does God Want Us to Pray? Every Night and Day...

Bible Truth 1: He Wants Us to Praise Him

- 17 Bible Verse: I Will Proclaim Deuteronomy 32:3-4, NIV 1984
- 18 Extra Bible Verse: Shout for Joy Psalm 100:1-4, NIV 1984

Bible Truth 2: He Wants Us to Confess Our Sins

- 19 Bible Verse: I Acknowledged My Sin Psalm 32:5, NIV 1984
- 20 Extra Bible Verse: Help Us, O God Our Savior Psalm 79:9, NIV 1984

Bible Truth 3: He Wants Us to Thank Him

- 21 Bible Verse: Give Thanks Psalm 107:8, NIV 1984
- 22 Extra Bible Verse: Give Thanks to the LORD Psalm 105:1,3, NIV 1984
- 23 Extra Bible Verse: Praise the LORD, O My Soul Psalm 103:1-5, NIV 1984

Bible Truth 4: He Wants Us to Ask Him to Do Great Things

- 24 Bible Verse: I Call On You, O God Psalm 17:6, NIV 1984
- 25 Extra Bible Verse: Give Ear to My Words, O LORD Psalm 5:1-3, NIV 1984
- 26 Extra Bible Verse: I Will Do Whatever John 14:13, NIV 1984

Big Question 14, Bible Truth 3 Overview: Key Concepts

p.1

Unit 14: The God Who Delights in Our Prayers

Unit Big Question (and Answer): How Does God Want Us to Pray?
Every Night and Day!!

Unit Bible Verse: "...always pray and do not give up." -- Luke 18:1

Bible Truth 3 Concept: He Wants Us to Thank Him

Prayer is talking to God and listening to Him. Prayer is a little taste of the forever happiness God's people will have with Him in heaven. When God's people pray, they thank God for what He has done.

There are so many things God's people can thank Him for. He keeps the world going, every day and night. He provides them with food, friends, and family. He gives them the Holy Spirit to comfort them and help them do whatever good things He wants them to do. He answers their prayers. Best of all, He has taken away the punishment they deserved for their sins when Jesus suffered and died on the cross for them. In heaven, God's people will thank God forever and ever. They will never run out of things to thank God for.

We can become God's people, too, when we turn away from their sins and trust in Jesus as their Savior. Then we can thank Him for being our Savior, too!

Bible Truth 3 Bible Verse: Psalm 107:8

"Give thanks to the LORD for His unfailing love and his wonderful deeds for men."

Learn a Little: "Give thanks to the LORD."

Meaning

God's people have so much to thank Him for! Every day they see His unfailing love in His good gifts to them. Every day they thank Him for wonderful deeds for His people. And what is the one they thank Him for most of all? That He sent His Son Jesus to die to save them! What a lot God's people have to thank Him for!

Bible Truth 3 ACTS Prayer

- A** We praise You, God, for being so good to us. You fill our lives with so many good gifts! You make the way for us to be Your people.
- C** God, so often we forget just how good You have been to us. We forget that the good gifts we enjoy each day come from You. We forget how amazing it is that You would save us and make us Your people through Jesus. How ungrateful we are! Oh, how we need a Savior!
- T** Thank You for continuing to be so good to us, even when we forget to be grateful to You. Thank You for all of Your good gifts that we enjoy each day. Thank You, especially, for sending Jesus to be our Savior, so we can become Your people.
- S** God, work in our hearts. Help us to turn away from our sins and trust in Jesus as our Savior. Help us to see more of Your good gifts and thank You for them. In Jesus' name, we pray, Amen.

Bible Truth 3 Story**The Case of the Wet and Wild Thank You**

Jonah

Songs Used in Bible Truth 3

Big Q & A 14 Song

Big Question 14 Song: How Does God Want Us to Pray?

Big Question 14 Bible Verse Song: Always, Always Pray Luke 18:1, NIV 1984

Big Question 14 Hymn: What a Friend We Have in Jesus

Big Question 14 Praise Song: Lord, I Want to Be a Christian


Bible Truth 3 Bible Verse Song: Give Thanks Psalm 107:8, NIV 1984



Bible Truth 3 Extra Bible Verse: Give Thanks to the LORD Psalm 105:1,3, NIV 1984

Bible Truth 3 Extra Bible Verse: Praise the LORD, O My Soul Psalm 103:1-5, NIV 1984

listen to or download songs for free at <https://praisefactory.org>: Deep Down Detectives Music page

1. GETTING STARTED

 = follow the stars for a short & simple lesson plan

<p>Intake Activity Ideas</p>	<p>Choose one of these open-ended activities to include children as they join the class:</p>																
<p>Free Play Time <i>suggestions in Appendix D</i></p>	<p> Offer your own or some of the easy-to-make, free play activities suggested in Appendix D.</p>																
<p>OR Sing-along Music Time <i>lyrics and sheet music, Appendix A</i> <i>listen to or download songs for free at https://praisefactory.org:Deep Down Detectives Music page</i></p>	<p>Music from Deep Down Detectives (DDD) NIV Songs 14:</p> <table border="0"> <tr> <td>Big Q & A 14 Song</td> <td><i>DDD NIV Songs 14, track 12</i></td> </tr> <tr> <td>Big Question 14 Song</td> <td><i>DDD NIV Songs 14, track 13</i></td> </tr> <tr> <td>Big Question 14 (Unit) Bible Verse Song: Always, Always Pray Luke 18:1, NIV 1984</td> <td><i>DDD NIV Songs 14, track 14</i></td> </tr> <tr> <td>Big Question 14 Hymn: What a Friend We Have in Jesus</td> <td><i>DDD NIV Songs 14, track 15</i></td> </tr> <tr> <td>Big Question 14 Praise Song: Lord, I Want to Be a Christian</td> <td><i>DDD NIV Songs 14, track 16</i></td> </tr> <tr> <td>Bible Truth 3 Bible Verse Song: Give Thanks Psalm 107:8, NIV 1984</td> <td><i>DDD NIV Songs 14, track 21</i></td> </tr> <tr> <td>Extra Bible Truth 3 Bible Verse Song: Give Thanks to the LORD Psalm 105:1,3, NIV 1984</td> <td><i>DDD NIV Songs 14, track 22</i></td> </tr> <tr> <td>Extra Bible Truth 3 Bible Verse Song: Praise the LORD, O My Soul Psalm 103:1-5, NIV 1984</td> <td><i>DDD NIV Songs 14, track 23</i></td> </tr> </table> <p><i>Add more fun to Sing-along Music Time by adding a Music, Movement & Memory Activity. These activities are listed on p.10 of this lesson plan with the Response Activities. Instructions found in Appendix B.</i></p>	Big Q & A 14 Song	<i>DDD NIV Songs 14, track 12</i>	Big Question 14 Song	<i>DDD NIV Songs 14, track 13</i>	Big Question 14 (Unit) Bible Verse Song: Always, Always Pray Luke 18:1, NIV 1984	<i>DDD NIV Songs 14, track 14</i>	Big Question 14 Hymn: What a Friend We Have in Jesus	<i>DDD NIV Songs 14, track 15</i>	Big Question 14 Praise Song: Lord, I Want to Be a Christian	<i>DDD NIV Songs 14, track 16</i>	Bible Truth 3 Bible Verse Song: Give Thanks Psalm 107:8, NIV 1984	<i>DDD NIV Songs 14, track 21</i>	Extra Bible Truth 3 Bible Verse Song: Give Thanks to the LORD Psalm 105:1,3, NIV 1984	<i>DDD NIV Songs 14, track 22</i>	Extra Bible Truth 3 Bible Verse Song: Praise the LORD, O My Soul Psalm 103:1-5, NIV 1984	<i>DDD NIV Songs 14, track 23</i>
Big Q & A 14 Song	<i>DDD NIV Songs 14, track 12</i>																
Big Question 14 Song	<i>DDD NIV Songs 14, track 13</i>																
Big Question 14 (Unit) Bible Verse Song: Always, Always Pray Luke 18:1, NIV 1984	<i>DDD NIV Songs 14, track 14</i>																
Big Question 14 Hymn: What a Friend We Have in Jesus	<i>DDD NIV Songs 14, track 15</i>																
Big Question 14 Praise Song: Lord, I Want to Be a Christian	<i>DDD NIV Songs 14, track 16</i>																
Bible Truth 3 Bible Verse Song: Give Thanks Psalm 107:8, NIV 1984	<i>DDD NIV Songs 14, track 21</i>																
Extra Bible Truth 3 Bible Verse Song: Give Thanks to the LORD Psalm 105:1,3, NIV 1984	<i>DDD NIV Songs 14, track 22</i>																
Extra Bible Truth 3 Bible Verse Song: Praise the LORD, O My Soul Psalm 103:1-5, NIV 1984	<i>DDD NIV Songs 14, track 23</i>																
<p>OR Bible Verse Memory Game <i>instructions found in Appendix B</i></p>	<p>Lesson 1 Game: Lily Pad Jump Lesson 2 Game: Loud and Soft, Big and Little Lesson 3 Game: Freeze 'n' Say</p> <p><i>These activities are also included on p.10 of this lesson plan with the Response Activities.</i></p>																
<p>2. OPENING CIRCLE TIME (<i>introduce the Bible Truth and tell the related Bible story</i>)</p>																	
<p>Gathering the Children <i>lyrics and sheet music, Appendix A</i></p>	<p><i>Sing verse 1 of The Classroom Song to gather the children for Circle Time.</i></p> <p>The Classroom Song, verse 1 <i>DDD NIV Songs 14, track 1</i> Let's gather together to worship God, Let's gather together to worship God, Let's gather together to worship God, Come gather here with me!</p>																
<p>Welcome to Deep Down Detectives</p>	<p> "Welcome to Deep Down Detectives. We're so glad you've joined us! Detectives are people who look for answers to questions. In Deep Down Detectives, we look for answers to Big questions about God. We dig deep down in the truths of God's Word to find them."</p>																

2. OPENING CIRCLE TIME, continued



= follow the stars for a short & simple lesson plan

<p>Deep Down Detectives Theme Song</p> <p><i>Lyrics and sheet music, Appendix A</i></p>	<p>"Let's sing our Deep Down Detectives Theme Song."</p> <p>★ Deep Down Detectives Theme Song <i>DDD NIV Songs 14, track 5</i></p> <p>We're Deep Down Detectives, diggin' deep in God's Word, For truths about God and His plans for this world, We're seeking to love Him, with all of our heart, We're Deep Down Detectives! Come on! Let's start!</p>
<p>Classroom Rules Song</p> <p><i>Lyrics and sheet music, Appendix A</i></p>	<p>There are two very important things that Deep Down Detectives do together: we worship God and we love one another. Our Classroom Rules Song reminds us how we should act. Let's sing it."</p> <p>Classroom Rules Song <i>DDD NIV Songs 14, track 6</i></p> <p>Shh, be quiet while someone is talking, Raise your hand, if you have something to say, Don't touch your friend, sitting beside you, Obey your teachers, Be kind as you play. These are our classroom rules, These are our classroom rules, They help us worship God and love one another, These are our classroom rules.</p>
<p>Opening Prayer Time</p> <p><i>Lyrics and sheet music, Appendix A</i></p>	<p>"Children, we need God's help to keep these rules. Let's ask Him to help us right now. Let's get ready and pray."</p> <p>Let's Pray <i>DDD NIV Songs 14, track 7</i></p> <p>1-2-3! Fold your hands, Bow your head, Close your eyes. Let's pray! (<i>repeat</i>)</p> <p>"Let's pray:"</p> <p>★ Opening Prayer</p> <p>Dear Lord, We're so glad to get to gather together to worship You! Please help us keep the classroom rules. Please help us to love You and learn about You today. In Jesus' name, we pray. Amen.</p>

2. OPENING CIRCLE TIME, continued

★ = follow the stars for a short & simple lesson plan

Reveal the Big Question
Introduce the Big Question Box/Briefcase

lyrics and sheet music, Appendix A

“Detectives INVESTIGATE things. That means they ask questions and look for answers. Deep Down Detectives investigate Big questions about God. The Big Question we are investigating today is right inside our Big Question Box/Briefcase.

The Big Question Box Song

DDD NIV Songs 14, track 8

We’ve got a Big box,
All closed up and locked,
Filled with the truths of God’s Word.

We’ve got a brief case,
There’s no time to waste,
Come on, kids, let’s open it up!

The Big Question under Investigation

VISUAL take out AID



of BQB

Big Question & Answer Sign, front side

**found in the DDD Unit 14 Visual Aids, NIV Book*

Ok, who would like to open for me and pull out the Big Question?”

Choose a child to open the box/briefcase, take out the Big Question and hand it to you, then hold up the Big Question sign for all the children to see, and say:

★ The Big Question we are investigating today is Big Question Number 14:

How Does God Want Us to Pray?

and the Answer is:

Every Night and Day...

Big Question Meaning

★ Prayer is talking and listening to God. It’s how God’s people enjoy more of the special closeness they have with Him. It is a little bit like the forever happiness they will have with God when they live with Him in heaven.

God’s people pray to God every night and day...and many times in between. There is so much to talk to Him about and God always wants to listen!

God’s people tell God how wonderful He is. They say sorry for how they have disobeyed Him. They thank Him for all He’s done for them and others. They ask Him to do great things. God’s people want to stay close to God because He is the most wonderful person that anyone can ever know.

Big Question Songs

★ Let’s sing our Big Question Song:

Big Q & A 14 Song

Big Q & A 14 Song

DDD NIV Songs 14, track 12

(adapted version of “Old MacDonald Had a Farm”)

lyrics and sheet music, Appendix A

How does God want us to pray?
Ev’ry night and day!
How does God want us to pray?
Ev’ry night and day!

Ev’ry night, ev’ry day,
Ev’ry night, ev’ry day,
Ev’ry night and day!
How does God want us to pray?

2. OPENING CIRCLE TIME, continued

★ = follow the stars for a short & simple lesson plan

Learning the Bible Truth

VISUAL take out

AID



of BQB

VISUAL AID

All the Bible Truths Sign

★ "Every Night and Day!" is a good beginning, but there's so more to learn. So it's time for us to dig down even deeper for more answers to our Big Question about God. We're going to be learning **FOUR** Bible truths that all tell us more about how God wants us to pray.

Who would like to hand me the picture with our four Bible truths on it? It's in the Big Question Box/Briefcase." *Choose a child to get it and hand it to you, then hold it up and show them the pictures of the four truths they will be learning.*

Bible Truth Clue

VISUAL take out

AID



of BQB

Bible Truth Clue Sign,
front side
VISUAL AID

After everyone has had a good look, say...

"Ok, we've learned two truths about how God wants us to pray. They are: "He Wants Us to Praise Him" and "He Wants Us to Confess Our Sins to Him." (point to pictures as you identify each Bible Truth). Now let's look at our Bible Truth Clue sign and see if we can figure out which of these four truths we will be learning about today. Who would like to get it out of the Big Question Briefcase for me?"

Choose a child to open the briefcase, take out the Bible Truth Clue sign and hand it to you. Hold up the front side for the children to see. Cover up the answer, written along the bottom, and say:

**"How Does God Want Us to Pray?
Every Night and Day...
He Wants Us to ???? Him!"**

Hint

We're missing one word. Here's the hint to what the missing word is. It says: This is what you say to someone when they do something nice for you. This word starts with the letter "P" and it rhymes with "plank."

Can you guess? It's "Thank."

So, the Bible Truth we are learning today is: *(uncover answer from bottom of sign, show it to them and say:)*

★ **"How Does God Want Us to Pray?
Every Night and Day...
He Wants Us to Thank Him!"**

Bible Truth Meaning

★ And here is what this Bible Truth means: *(read the meaning off of the back of the sign, say:)*

Prayer is talking to God and listening to Him. Prayer is a little taste of the forever happiness God's people will have with Him in heaven. When God's people pray, they thank God for what He has done.

There are so many things God's people can thank Him for. He keeps the world going, every day and night. He provides them with food, friends, and family. He gives them the Holy Spirit to comfort them and help them do whatever good things He wants them to do. He answers their prayers. Best of all, He has taken away the punishment they deserved for their sins when Jesus suffered and died on the cross for them. In heaven, God's people will thank God forever and ever. They will never run out of things to thank God for.

We can become God's people, too, when we turn away from their sins and trust in Jesus as their Savior. Then we can thank Him for being our Savior, too!

2. OPENING CIRCLE TIME, continued



= follow the stars for a short & simple lesson plan

Learning the Bible Verse

"And how do I know this is true? God tells me so in His special book, the Bible."

The Bible Chant Song

Say or sing the Bible Chant Song.

lyrics and sheet music, Appendix A

The Bible Chant Song

DDD NIV Songs 14, track 9

The Bible, the Bible,
Let's get out the Bible.
Let's hear what God has to say.
The Bible, the Bible,
God's given us the Bible.
It's His Word for us to learn and obey! Yay!

Bible Verse

DDD 14.3 Bible Verse-front side (in the DDD Bible folder)

"Who would like to get our Bible folder out of the Big Question Briefcase for me?"

VISUAL AID Place verse in take out

Choose a child to open the briefcase, take out the "Bible" folder and hand it to you. Remove the Bible Verse Picture from the "Bible" folder and hold it up for all the children to see, then say:



Psalm 107:8 tells us:

Psalm 107:8

*found in the DDD Unit 14 Visual Aids, NIV Book

"Give thanks to the LORD for His unfailing love and his wonderful deeds for men."

Learn a Little: "Give thanks to the LORD."


Bible Verse Meaning



What does that mean?

God's people have so much to thank the LORD for! What wondrous works He has done for them! He sent Jesus to be their Savior and forgive all their sins. He sent His Holy Spirit to live inside of them and help them love Him and live for Him! And one day, they will all go to live with Him forever.

2. OPENING CIRCLE TIME, continued

 = follow the stars for a short & simple lesson plan

**Bible Verse
Song**

*lyrics and sheet music,
Appendix A*

You might also enjoy:

*Give Thanks to the LORD
Psalm 105:1,2, NIV 1984
DDD NIV Songs 14,
track 22*

*Praise the LORD, O My Soul
Psalm 103:1-5, NIV 1984
DDD NIV Songs 14,
track 23*

We've said our Bible verse, now let's sing it!

Give Thanks Psalm 105:1,3

DDD NIV Songs 14, track 21

Give thanks, give thanks,
Give thanks to the LORD for His unfailing love,
Give thanks, give thanks,
Give thanks to the LORD for His marvelous deeds
For men.
Psalm One-o-seven, eight,
Give thanks!

2. OPENING CIRCLE TIME, continued



= follow the stars for a short & simple lesson plan

<p>Getting into the Case</p>	<p>"Now it's time to do a bit more deep down investigating. Let's see what Detective Dan wants us to help him figure out. Would someone like to get it out for me?"</p>
<p>Listening Assignments</p> <p>Place in  take out  of BQB</p>	<p>NOTE: Listening assignments are most suitable for ages 3+. Skip straight to the Bible story (see bottom of this page), if working with 2 year olds.</p> <p>"Let's open up our listening assignment and see what we are supposed to figure out today.</p> <p>Choose a child to take out the Listening Assignment (from the DDD Bible Folder) and hand it to you. Read Detective Dan's letter to the children that includes the listening assignment. The listening assignments are summarized below:</p>
<p>VISUAL AID</p> <p></p> <p>DDD Unit 14 Visual Aids, NIV</p>	<p>Detective Dan's Lesson #1 Listening Assignment:</p> <p>I need to know:</p> <ol style="list-style-type: none"> 1. Who got wet in the wild storm? Why did he get so wet? 2. What did he thank God for doing?
<p>VISUAL AID</p> <p></p> <p>DDD Unit 14 Visual Aids, NIV</p>	<p>Detective Dan's Lesson #2 Listening Assignment:</p> <p>Our Bible Verse is Psalm 107:8, NIV 1984</p> <p>"Give thanks to the LORD for His unfailing love and his wonderful deeds for men."</p> <p>I need to know:</p> <ol style="list-style-type: none"> 1. Who had something wonderful to thank God for? What was it? 2. How did the LORD show His unfailing love to him?
<p>VISUAL AID</p> <p></p> <p>*Listening Assignment #3 includes the Assignment Sheet, plus 6 clue pictures*</p> <p>DDD Unit 14 Visual Aids, NIV</p>	<p>Detective Dan's Lesson #3 Listening Assignment:</p> <p>I found six clues, but two of them are NOT in the story. They are: a picture, a big fish, a bad guy from Nineveh, a big storm, a sailor, and a car. Hold each of them up for the children to see as you identify them.</p> <p>I need to know:</p> <ol style="list-style-type: none"> 1. Which four belong in the story and which two don't? 2. Who thanked God for wet rescuing him? What did God do to rescue him?
<p>Tell the Bible Story</p> <p>Place story & pics in  take out  of BQB</p> <p>DDD Unit 14 Visual Aids, NIV</p> <p>Story text included in this book right after this lesson plan and in Visual Aids book</p>	<p>★ Then say, "Ok, Deep Down Detectives! Put on your best listening ears and see if you can hear the answers to Detective Dan's questions. When I finish telling the story, we will see if we can answer all the questions."</p> <p>★ Bible Story: The Case of the Wet and Wild Thank You</p> <p>Jonah</p> <p>Read the Bible Truth story, putting up the Storyboard Pictures/holding up the Story Scenes as you tell it. Then have the children answer the listening assignment, present the gospel and lead in prayer.</p> <p>*Answers to questions, the gospel and ACTS prayer are included with the story text.*</p>

2. OPENING CIRCLE TIME, continued

★ = follow the stars for a short & simple lesson plan

<p>Story Response Song(s)</p> <p>Hymn</p> <p><i>lyrics and sheet music, Appendix A</i></p>	<p><i>As attention span and time allow, you might want to end with one of the following songs which also tie in with the unit. If desired, use the Music and Movement activity ideas while singing (listed with the Response Activities).</i></p> <p>What a Friend We Have in Jesus <i>DDD NIV Songs 14, track 15</i></p> <p>Verse 1 What a friend we have in Jesus, All our sins and griefs to bear! What a privilege to carry, Ev'rything to God in prayer!</p> <p>Verse 2 Have we trials and temptations? Is there trouble anywhere? We should never be discouraged, Take it to the Lord in prayer!</p> <p>Tie-in: "How does God want us to pray? Every night and day! Why does God want us to pray to Him every night and day? This song tells us some reasons. We pray to Him because when we trust in Jesus as our Savior, Jesus is our great loving and powerful friend--like no other friend we will ever have! He will forgive our sins. He will comfort us when we are sad. When we are tempted to disobey God, we can ask Him to help us...and He will! In trials and troubles and griefs (those are just big words for bad and sad things) God is always there to help us. What a great friend Jesus is to those who trust in Him!"</p>
--	--






<p>Praise Song</p> <p><i>lyrics and sheet music, Appendix A</i></p>	<p>Praise Song: Lord, I Want to Be a Christian <i>DDD NIV Songs 14, track 16</i></p> <p>Verse 1 Lord, I want to be a Christian in my heart, in my heart, Lord, I want to be a Christian in my heart. In my heart, in my heart, Lord, I want to be a Christian in my heart</p> <p>Verse 2 Lord, I want to be more loving in my heart, in my heart, Lord, I want to be more loving in my heart. In my heart, in my heart, Lord, I want to be more loving in my heart.</p> <p>Verse 3 Lord, I want to be more holy in my heart, in my heart, Lord, I want to be more holy in my heart. In my heart, in my heart, Lord, I want to be more holy in my heart.</p> <p>Tie-in: "How does God want us to pray? Every night and day! The Lord wants us to pray to Him and ask Him to help us to obey Him and love Him. That's what Christians--God's people--do! Let's sing a prayer asking God to help us right now!"</p>
--	--

3. TAKING ACTION: Response Activities *(choose from among these activities)*

<p>Transition to Activities</p>	<p>★ Well, Deep Down Detectives, you've done a great job diggin' deep down for answers in the truths of God's Word. Now it's time to enjoy some activities."</p> <p><i>Tell children what activity/s you are providing for them: either free play or some of the response activities listed below. When you are ready to dismiss them, use this song to help the children transition in an orderly fashion to their next activity.</i></p>
--	--

<p>Classroom Song, verse 2</p> <p><i>lyrics and sheet music, Appendix A</i></p>	<p>"Children, let's sing our Time to Play Song. When we are finished you may get up and walk over to our next activity."</p> <p>Classroom Song, verse 2 <i>DDD NIV Songs 14, track 2</i></p> <p>We've gathered together to worship God, We've gathered together to worship God, And now it's time to play.</p> <p><i>Dismiss the children to whatever activities you have prepared for them to do.</i></p>
--	--

3. TAKING ACTION: Response Activities (choose from among these activities) ★ = short & simple lesson plan

<p>Response Activities</p>	<p>Choose one or more activities appropriate for your children, based on classroom time and developmental needs. Add the Discussion Sheet to any activity for deeper learning. ★</p>
<p>Bible Verse Memory Game</p> <p><i>game directions, Appendix B</i></p>	<p>Though listed with the opening activities, you may choose to use this Bible verse game here instead (or as a repeat).</p> <ul style="list-style-type: none"> • Lesson 1 Game: Lily Pad Jump • Lesson 2 Game: Loud and Soft, Big and Little • Lesson 3 Game: Freeze 'n' Say <p>Use the Discussion Sheet with this activity for even deeper learning ★</p>  <p>Discussion Questions</p>
<p>Music, Movement & Memory Activity</p> <p><i>game directions, Appendix B</i></p>	<p>A music activity that uses the songs from the Bible Truth and Big Question unit.</p> <ul style="list-style-type: none"> • DDD Songs for this Bible Truth, plus: • Lesson 1 Activity: Freeze Frame • Lesson 2 Activity: Egg Shakers • Lesson 3 Activity: Jingle Bell Hands <p>Use the Discussion Sheet with this activity for even deeper learning ★</p>  <p>Discussion Questions</p>
<p>Bible Story Review Game</p> <p><i>game directions, Appendix B</i></p>	<p>A game that uses the storyboard pictures from the story to review the story.</p> <ul style="list-style-type: none"> • Lesson 1 Game: Clothespin Line Up and Drop • Lesson 2 Game: Deep Down Detectives Clue Hunt • Lesson 3 Game: Run to the Grocery Store <p>Use the Discussion Sheet with this activity for even deeper learning ★</p>  <p>Discussion Questions</p>
<p>Coloring Pages/ Take Home Sheets</p> <p><i>in Appendix C</i></p> <p>★</p>	<p>A coloring page related to the lesson assignment question is provided for each lesson. On the back of each are the key concepts, a few questions and a song for parents to use with their children.</p> <p>NOTE: Upgrade your coloring sheet to a more interesting craft by offering simple embellishments, such as jiggly eyes, craft sand, glitter, glitter glue, colored paper dots (made with a hole punch), fabric scraps, etc. Make cut-to-size glued-on clothes, hair, etc for characters by using a copy of the coloring sheet, cutting out the selected portions and making them the patterns for whatever you want to cut out of fabric, paper, foil, etc.</p> <ul style="list-style-type: none"> • Lesson 1 Coloring Sheet Emphasis: Bible Truth • Lesson 2 Coloring Sheet Emphasis: Bible Verse • Lesson 3 Coloring Sheet Emphasis: ACTS Prayer <p>Use the Discussion Sheet with this activity for even deeper learning ★</p>  <p>Discussion Questions</p>
<p>Extra Crafts: Big Question Craft</p> <p><i>in Appendix C</i></p> <p>Bible Verse Craft</p> <p><i>in Appendix C</i></p> <p>Bible Story Puzzle</p> <p><i>in Appendix C</i></p>	<p>These crafts are slightly more complex than the coloring/take home sheets:</p> <p>The Bible Concept Go-and-Tell Craft is a craft that summarizes the Bible concept and includes the Bible verse is included for those desiring more than a coloring sheet. This more complex craft will involve gluing, sticking, etc. Can be used at any time.</p> <p>The Bible Story Coloring Sheet provides a tie in between the Bible story and the Bible truth they are learning.</p> <p>The Storyboard Picture Placement Page has been made into a puzzle that can be cut out and re-assembled by the children. This provides a nice summary of the story.</p> <p>Use the Discussion Sheet with these activities for even deeper learning ★</p>  <p>Discussion Questions</p>
<p>Free Play Activities ★</p> <p><i>ideas in Appendix D</i></p>	<p>Offer your own or some of the easy-to-make, free play activities suggested in Appendix D.</p>

4. CLOSING CIRCLE TIME *(End-of-session activities for the last 5-10 minutes of class time)*

★ = short & simple lesson plan

<p>Transition to Closing Circle</p> <p>Classroom Song, verse 3</p> <p><i>lyrics and sheet music, Appendix A</i></p>	<p><i>Use this song to help the children transition in an orderly fashion. Start singing this song and ask the children to gather with you for Closing Circle Time.</i></p> <p>Classroom Song, verse 3 <i>DDD NIV Songs 14, track 3</i></p> <p>It's time to get ready to go and tell, It's time to get ready to go and tell, Come gather here with me.</p>
<p>Closing Circle Time</p> <p>Classroom Song, verse 4</p> <p><i>lyrics and sheet music, Appendix A</i></p>	<p><i>When children are settled in the circle, say:</i></p> <p>"It's almost time for your parents to come pick you up. And do you know what that means? It means.... (draw this out to build anticipation and excitement)...that it's almost time to go home and....it's almost time to...Go and Tell! We have learned some Big news about God today. God wants us to take and tell it to the whole world!"</p> <p>Classroom Song, verse 4 <i>DDD NIV Songs 14, track 4</i></p> <p>So what's our Big news to go and tell, So what's our Big news to go and tell, Can you tell me now?</p>
<p>Big News to Tell</p> <p>Big Question 14</p> <p><i>VISUAL AID</i></p> <p>#1</p> <p><i>*found in the DDD Unit 14 Visual Aids, NIV Book</i></p> <p><i>lyrics and sheet music, Appendix A</i></p> <p>Big Question 14, Bible Truth 3</p> <p><i>VISUAL AID</i></p> <p>#3</p>	<p>"Let's see....there's so much Big news to tell! There's so much we've learned!</p> <p>First of all, can you tell me the answer to our Big Question: "How Does God Want Us to Pray?" <i>Hold up the Bible Truth Clue Picture.</i></p> <p>Say the answer with me: "Every Night and Day..."</p> <p><i>(If desired, you can sing one/both of the Big Question songs.)</i> <i>DDD NIV Songs 14, tracks 12,13</i></p> <p>And what's one way He does this? What did we learn? <i>Point to the picture.</i></p> <p>He Wants Us to Thank Him!</p> <p>"And how do I know this is true? Can you tell me? Say it with me: "The Bible tells me so!" That's right!</p>
<p>Big Question 14 Bible Truth 3 Bible Verse</p> <p><i>VISUAL AID</i></p> <p>#4</p> <p><i>*found in the DDD Unit 14 Visual Aids, NIV Book</i></p> <p><i>lyrics and sheet music, Appendix A</i></p>	<p>We learned: Psalm 107:8</p> <p>"Give thanks to the LORD for His unfailing love and his wonderful deeds for men."</p> <p>Learn a Little: "Give thanks to the LORD."</p> <p>What This Means:</p> <p>God's people have so much to thank the LORD for! What wondrous works He has done for them! He sent Jesus to be their Savior and forgive all their sins. He sent His Holy Spirit to live inside of them and help them love Him and live for Him! And one day, they will all go to live with Him forever.</p> <p><i>(If desired, you can sing the Bible verse song.)</i> <i>DDD NIV Songs 14, track 21</i></p>

4. CLOSING CIRCLE TIME, continued



= follow the stars for a short & simple lesson plan

<p>Closing ACTS Prayer Time</p> <p>ACTS Prayer Chant</p> <p><i>lyrics and sheet music, Appendix A</i></p>	<p><i>Let's ask God to help us to remember this and even tell others this good news. Let's get ready and pray our ACTS prayer.</i></p> <p><i>And what does ACTS mean? Let's sing/say our ACTS Prayer Chant!</i></p> <p>ACTS Prayer Chant Song <i>DDD NIV Songs 14, tracks 10,11</i></p> <p>A, Adoration, God, we praise You! C, Confession, Forgive us our sins. T, Thanksgiving, Thank You for Jesus, S, Supplication, Help us to live like Him.</p> <p style="text-align: right;">That's the ACTS prayer, my friend, Bow your head, Close your eyes, Shhh, Let's begin.</p>
<p>Closing ACTS Prayer</p>	<p>"Let's pray!"</p> <p><i>Lead the children in the ACTS prayer for this Bible Truth.</i></p> <p>A We praise You, God, for being so good to us. You fill our lives with so many good gifts! You make the way for us to be Your people.</p> <p>C God, so often we forget just how good You have been to us. We forget that the good gifts we enjoy each day come from You. We forget how amazing it is that You would save us and make us Your people through Jesus. How ungrateful we are! Oh, how we need a Savior!</p> <p>T Thank You for continuing to be so good to us, even when we forget to be grateful to You. Thank You for all of Your good gifts that we enjoy each day. Thank You, especially, for sending Jesus to be our Savior, so we can become Your people.</p> <p>S God, work in our hearts. Help us to turn away from our sins and trust in Jesus as our Savior. Help us to see more of Your good gifts and thank You for them. In Jesus' name, we pray, Amen.</p>
<p>5. TAKING IT HOME <i>(Take Home Sheet)</i></p>	
<p>Clean up and Dismissal </p>	<p>"Now it's time to work together and clean up." <i>Have the children join you in cleaning up the room.</i></p>
<p>Coloring Pages/ Take Home Sheets </p> <p><i>in Appendix C</i></p>	<p><i>Give out the craft/take home sheet and any other papers from the session, as you dismiss children from class.</i></p> <p><i>(Reminder: The back side of the coloring page is the take home sheet for each lesson.)</i></p>
<p>Bible Story to Take-Home</p> <p><i>in Appendix C</i></p>	<p>You may also want to include a copy of the story along with the take home sheet. (However, each coloring sheet/take home sheet includes a note to parents telling where they can download the story from the Parent Resources section on the website.</p>

The Case of the Wet and Wild Thank You*Jonah***Story-telling Tips**

Ahead of time:

1. Read the Bible verses and story. Pray!
2. Choose story action cues and prepare storyboard figures/Story Scenes, if using. (In Visual Aids book)
3. Practice telling story with the storyboard figures/Story Scenes, timing your presentation. Shorten, if necessary.

During your presentation:

1. Maintain as much eye contact as possible as you tell the story.
2. Put up storyboard figures/add story action cues/hold up Story Scenes as you tell the story. Allow the children to help you put them on the board, if desired.
3. Include the children in your story with a few questions about what they think will happen or words/concepts that might be new to them.
4. Watch the kids for signs that their attention span has been reached. Shorten, if necessary.

INTRODUCTION/ LISTENING ASSIGNMENTS

“Our story is called: The Case of the Wet and Wild Thank You. Here is your listening assignment... ” *Read the assignment for your lesson using Detective Dan’s Listening Assignment sign or the text below:*

Detective Dan’s Lesson #1 Listening Assignment:

I need to know:

1. **Who got wet in the wild storm? Why did he get so wet?**
2. **What did he thank God for doing?**

Detective Dan’s Lesson #2 Listening Assignment:**Our Bible Verse is Psalm 107:8***“Give thanks to the LORD for His unfailing love and his wonderful deeds for men.”*

I need to know:

1. **Who had something wonderful to thank God for? What was it?**
2. **How did the LORD show His unfailing love to him?**

Detective Dan’s Lesson #3 Listening Assignment:I found six clues, but two of them are **NOT** in the story.

They are: a picture, a big fish, a bad guy from Nineveh, a big storm, a sailor, and a car.

Hold each of them up for the children to see as you identify them.

I need to know:

1. **Which four belong in the story and which two don’t?**
2. **Who thanked God for wet rescuing him? What did God do to rescue him?**

Read the assignment questions, THEN SAY,

“Ok, Deep Down Detectives! Put on your best listening ears and see if you can hear the answers to Detective Dan’s questions. When I finish telling the story, we will see if we can answer all the questions.”

Read the Bible Truth story, answer questions, present the gospel and lead in prayer.

Answers to questions; the gospel; and, ACTS prayer are included with the story text.

The Case of the Wet and Wild Thank You *Jonah**Story with lines separating paragraphs (text in bold, optional interaction cues in italics)*

Jonah was a prophet, a special messenger of the LORD. Prophets were SUPPOSED to tell the LORD's messages, so people would obey Him. But this time, Jonah wanted to keep his mouth SHUT!

"Go to Nineveh, the big city of the Assyrians, your enemies. I have a message for them," the LORD had told Jonah. "Tell them: 'I've seen all the terrible things you have done. In forty days, I'm going to punish you,'" the LORD said.

"No, I don't want to go!" thought Jonah. "The LORD wants the people of Nineveh to hear His warning, so they will turn away from their sins and not be punished," Jonah guessed. "They are Assyrians, our mean enemies. What terrible things they've done to us, the people of Israel," Jonah exclaimed. "I don't want the LORD to have mercy on them! I want Him to punish them NOW! I am NOT going to Nineveh. I am NOT going to give them the LORD's message. I'm going to run far, far away instead!" he decided.

Uh, oh! Was this a good idea? Can anyone really run away from God and His good plans?

What do you think?

Jonah certainly thought he could!

So, Jonah went to Joppa, by the sea. He found a boat headed to Tarshish --a city about as far away from Nineveh as he could get. He paid for his ticket and got on board. Jonah was going to escape from the LORD and escape from his job. No, sir! He would not be part of the LORD's plan of mercy this time.

But Jonah was wrong! No one can escape from the LORD—no matter how hard they try. The LORD is everywhere, all the time. He knows everything there is to know. There is no escaping from Him and His good plans! The LORD knew exactly what Jonah was up to. He knew that Jonah was disobeying Him.

Yes, the LORD knew Jonah inside and out! He knew Jonah hated the people of Nineveh. Jonah was acting like he had no sin that deserved God's punishment. Was Jonah right? Was he without sin? Was he better than the people of Nineveh?

What do you think?

Jonah was very wrong!

The truth was that Jonah deserved God's punishment for his own sins, just as much as the people of Nineveh deserved it for theirs. He had chosen to disobey the LORD, just like they had. Yes, Jonah needed to confess his sins and ask for the LORD's mercy, just like they did.

Jonah didn't understand this yet, but the LORD was going to teach this to him, as Jonah was just about to find out.

Story with lines separating paragraphs (text in bold, optional interaction cues in italics)

Out at sea, Jonah soon fell asleep. He was on his way to Tarshish. Now he could relax, or so he thought.

Suddenly, a big storm struck. “Whoosh, boom, bang, slap!” went the strong wind on the sails and the big waves on the sides of the boat. Up and down, side to side, the boat was tossed in the storm. It would sink if something wasn’t done quickly!

The sailors were terrified. “Help us! Help us!” they each cried out to their gods. But their gods were just fake gods. They couldn’t stop the storm or help the sailors. “Whoosh, boom, bang, slap!” The waves kept splashing up high and the winds kept blowing as strong as ever.

The sailors decided to throw things off the boat. Maybe this would keep it from sinking. Off went barrels and ropes, riggings, and supplies. Would this be enough to keep the ship from sinking? No, try as they may, this still was not enough. The sailors were losing all hope. They would surely drown. Were they right? Was there no one who could help them?

What do you think?

But there WAS who could help, and only Jonah knew who it was. It was the LORD. He had brought this big storm and it was only He who could help them out of it.

The sailors found Jonah asleep and woke him up. Perhaps his god could help them, they hoped. “Get up, Jonah! Cry out to your god! Perhaps he will help us!” the sailors pleaded with Jonah.

Jonah knew the LORD could help them, but it would take more than praying to Him for this storm to stop. “The LORD has brought this storm upon us because I have disobeyed Him,” he told them. “I have a message from Him that I was supposed to give, but I ran away instead,” he explained. “You must throw me off the ship if you want the storm to stop,” he said.

The sailors didn’t want to throw Jonah off the ship. They knew he would die in the big waves. But they knew they would all die if they didn’t. What should they do?

What do you think they will do?

They had no choice. The storm was getting worse and worse. So, they threw Jonah overboard into the big, swirling waves. And as soon as they did, the sea grew calm. Jonah’s God was God. But Jonah was headed down, down, down, into the depths of the sea.

The LORD would have been right to let Jonah die in that storm and Jonah knew it. Jonah had refused to obey Him on purpose. But the LORD treats His people better than they could ever deserve. Jonah cried out to the LORD to rescue him, even as he was drowning for disobeying Him. Would the LORD help Jonah, or was it too late?

What do you think?

No, it was not too late! Instead of letting Jonah die, the LORD sent a giant fish to swallow Jonah, keeping him safe and alive inside its big belly.

Bible Story for Big Question 14, Bible Truth 3**P.4**

Story with lines separating paragraphs (text in bold, optional interaction cues in italics)

For three days and three nights, Jonah lay in that yucky, fish belly. And as he lay there, he thought about what had happened. Jonah thought about how he had disobeyed the LORD. He thought about how he had deserved God's punishment. And, he thought about how God had kindly rescued him with the big fish.

The LORD was giving Jonah a chance to turn away from his sins and obey Him, and Jonah took it! How merciful the LORD had been to him! How grateful Jonah was! So right there, in the belly of that fish, Jonah prayed to the LORD a prayer of thanks. "I was sinking down in the stormy waters about to die," Jonah said to the LORD. "I deserved Your punishment, but You rescued me when I prayed to You. Thank you, LORD, for saving me!"

The LORD heard Jonah's prayer. He knew his heart had changed. The LORD spoke to the fish and it swam near the beach and spit Jonah out upon the dry land.

Jonah was so thankful that the LORD had saved him! He knew didn't deserve it. Now he was ready to obey the LORD. He would go to Nineveh and give the people the LORD's message. He would give them the chance to be spared God's punishment, even though THEY didn't deserve it.

So, off went Jonah to Nineveh. Over the hills of Israel, then through dry, wilderness lands he travelled. At last, he could see the great walls of Nineveh, that big city full of their mean enemies.

Jonah walked around Nineveh's great walls, then into the city to find the king. "The LORD says: 'I've seen what you and your people have been up to. I've seen all the terrible things you've done. In forty days, I'm going to punish you for them,' Jonah told him.

And what would the king do? They worshiped fake gods, not the LORD. Would he really believe this message from the LORD?

What do you think he did?

Yes, he did! He believed the LORD's message and turned away from his evil ways. He ordered the people, to repent, also. "Let all the people and even all the animals, put on clothes of sadness," the king of Nineveh ordered. "Let no one eat or drink but spend all your time praying to the LORD. Turn away from your sins. Perhaps He will have mercy and not punish us now," he exclaimed.

The people obeyed. Everyone put on the scratchy sackcloth, the clothes of sadness. They even put it on their animals. For forty, long days, they prayed and prayed. "LORD, have mercy, LORD, have mercy," they pleaded. But would He? Would the LORD really have mercy on them?

What do you think?

Yes, He would! Day Forty came and the LORD did NOT punish them. Oh, how the people of Nineveh must have thanked the LORD that day! They had deserved His punishment, but He chose to have mercy on them. What an amazing God is the LORD!

Cracking the Case: (story wrap-up for Listening Assignments)

It's time to see how we did with our Listening Assignment.

Detective Dan's Lesson 1 Listening Assignment:

1. Who got wet in the wild storm? Why did he get so wet? Jonah did. He was thrown into the sea when he admitted that his sin against the LORD was the reason for the storm.

2. What did he thank God for doing? For not letting him drown in the sea, but rescuing him with the big fish. God was merciful to Jonah.

For You and Me:

We may never get thrown into a stormy sea or need God to rescue us from being swallowed by a huge fish. But, there is still something we need God to rescue us from. Something BIGGER than the stormy sea. We need Him to rescue us from the punishment we deserve from Him for our sins! God provides us that rescue through Jesus when we turn away from our sins and trust in Him as our Savior. And if we do, we will have far more than Jonah did to thank God for!

Detective Dan's Lesson 2 Listening Assignment:**Our Bible Verse is: Psalm 107:8, NIV 1984**

"Give thanks to the LORD for His unfailing love and his wonderful deeds for men."

1. Who had something wonderful to thank God for? What was it? Jonah. For rescuing him from dying in the sea.

2. How did the LORD show His unfailing love to him? He rescued Jonah and gave him another chance to obey Him.

For You and Me:

We may never get thrown into a stormy sea or need God to rescue us from being swallowed by a huge fish. But, there is still something we need God to rescue us from. Something BIGGER than the stormy sea. We need Him to rescue us from the punishment we deserve from Him for our sins! God provides us that rescue through Jesus when we turn away from our sins and trust in Him as our Savior. And if we do, we will have far more than Jonah did to thank God for!

Detective Dan's Lesson 3 Listening Assignment:

Our six clues were: a picture, a big fish, a bad guy from Nineveh, a big storm, a sailor, and a car.

1. Which four belong in our story? The big fish, bad guy from Nineveh, big storm and sailor belong. The picture and the car do not.

2. Who thanked God for rescuing him? What did God do to rescue him? Jonah did. He didn't let him drown in the stormy sea. He sent a big fish to swallow him and keep him save.

For You and Me:

We may never get thrown into a stormy sea or need God to rescue us from being swallowed by a huge fish. But, there is still something we need God to rescue us from. Something BIGGER than the stormy sea. We need Him to rescue us from the punishment we deserve from Him for our sins! God provides us that rescue through Jesus when we turn away from our sins and trust in Him as our Savior. And if we do, we will have far more than Jonah did to thank God for!

The Gospel (story wrap-up if NOT using Listening Assignments)**Our Bible Truth is:****How Does God Want Us to Pray?****Every Night and Day...****He Wants Us to Thank Him!**

How does God want us to pray? Every night and day... He wants us to thank Him. There are many things God's people can thank God for. They know that He is the one who gives them everything good that they enjoy.

But the thing that God's people thank God for most of all, is saving them from their sins and making them His people. How amazing it was that God would send Jesus to die on the cross and take the punishment they deserved from God for their sins. He helped them turn away from their sins and trust in Jesus as their Savior.

If we turn away from our sins and trust in Jesus as our Savior, God will forgive us and save us, too. Then, we will be able to join all of God's people in thanking God for saving us!

Close in prayer.

Closing ACTS Prayer

- A** We praise You, God, for being so good to us. You fill our lives with so many good gifts! You make the way for us to be Your people.
- C** God, so often we forget just how good You have been to us. We forget that the good gifts we enjoy each day come from You. We forget how amazing it is that You would save us and make us Your people through Jesus. How ungrateful we are! Oh, how we need a Savior!
- T** Thank You for continuing to be so good to us, even when we forget to be grateful to You. Thank You for all of Your good gifts that we enjoy each day. Thank You, especially, for sending Jesus to be our Savior, so we can become Your people.
- S** God, work in our hearts. Help us to turn away from our sins and trust in Jesus as our Savior. Help us to see more of Your good gifts and thank You for them. In Jesus' name, we pray, Amen.

Go to Lesson Plan, p.9 for the script to the rest of the lesson.

Deep Down Discussion Sheet

use with all THREE lessons

Use with all response activities for deeper learning



P.1

Questions to aid discussion of the key concepts and for use in games

Be familiar with these questions and answers. Look for opportunities to ask questions and discuss their answers, such as while the children work on their coloring pages, as part of their response games, or during play time. Remember: your goal isn't to ask all these questions or only talk to the children about these things. It is to be deliberate in having good conversations with them, however much or little you have.

BIG QUESTION

How Does God Want Us to Pray? Every Night and Day!!!

Meaning

Prayer is talking and listening to God. It's how God's people enjoy more of the special closeness they have with Him. It is a little bit like the forever happiness they will have with God when they live with Him in heaven.

God's people pray to God every night and day...and many times in between. There is so much to talk to Him about and God always wants to listen!

God's people tell God how wonderful He is. They say sorry for how they have disobeyed Him. They thank Him for all He's done for them and others. They ask Him to do great things. God's people want to stay close to God because He is the most wonderful person that anyone can ever know.

Discussion Questions

choose a few

1. Prayer is talking and listening to whom? *God.*
2. How do God's people enjoy more of the special closeness they have with God? *By praying.*
3. What is a little bit like the forever happiness God's people will have with God when they live with Him in heaven? *Prayer.*
4. What kinds of things do God's people pray about? *They tell God how wonderful He is. They say sorry for how they've disobeyed God; They thank God for all He's done for them. They ask Him to do great things.*
5. Why do God's people want to stay close to Him? *Because He is the most wonderful person anyone can ever know.*

BIBLE TRUTH

Every Night and Day...He Wants Us to Thank Him!

Meaning

Prayer is talking to God and listening to Him. Prayer is a little taste of the forever happiness God's people will have with Him in heaven. When God's people pray, they thank God for what He has done.

There are so many things God's people can thank Him for. He keeps the world going, every day and night. He provides them with food, friends, and family. He gives them the Holy Spirit to comfort them and help them do whatever good things He wants them to do. He answers their prayers. Best of all, He has taken away the punishment they deserved for their sins when Jesus suffered and died on the cross for them. In heaven, God's people will thank God forever and ever. They will never run out of things to thank God for.

We can become God's people, too, when we turn away from their sins and trust in Jesus as their Savior. Then we can thank Him for being our Savior, too!

Discussion Questions

choose a few

1. What kinds of things do God's people thank God for? *For keeping the world going; for providing them with things they need and things to enjoy; for answering their prayers.*
2. What's the biggest thing God's people thank God for? *For sending Jesus to be their Savior.*
3. Will God's people run out of things to thank God for in heaven? *No! They will never run out!*
4. How can we become God's people? *By turning away from our sins and trusting in Jesus as our Savior.*

Deep Down Discussion Sheet

use with all THREE lessons

P.2

Questions to aid discussion of the key concepts and for use in games

<p>THE GOSPEL</p>	<p>What is the good news of God? <i>It's the gospel! There are many things that God's people thank God for. They know He is the One who gives them everything good that they enjoy. But most of all, God's people love to thank God for saving them from their sins and making them His people. How amazing it is that God would send His Son, Jesus, to die on the cross and take God's punishment for their sins. And that on the third day, Jesus rose from the dead in victory. He had beaten sin and death for them. They thank God for His work in their hearts. He helped them turn away from their sins and trust in Jesus as their Savior and will keep on helping them their whole lives. We can become God's people, too, if we turn away from our sins and trust in Jesus as our Savior. Ask Him to help you. He loves to do this!</i></p>
<p>BIBLE TRUTH BIBLE VERSE</p> <p>Meaning</p> <p>Discussion Questions</p> <p><i>choose a few</i></p>	<p>"Give thanks to the LORD for His unfailing love and his wonderful deeds for men." –Psalm 107:8</p> <p>Learn a Little: "Give thanks to the LORD."</p> <p>God's people have so much to thank the LORD for! What wondrous works He has done for them! He sent Jesus to be their Savior and forgive all their sins. He sent His Holy Spirit to live inside of them and help them love Him and live for Him! And one day, they will all go to live with Him forever.</p> <ol style="list-style-type: none"> 1. What is the LORD's love like for His people? <i>It is unfailing.</i> 2. What does unfailing mean? <i>It means that nothing will ever stop it.</i> 3. What do God's people want to say to the LORD for His unfailing love? <i>They want to thank Him.</i> 4. What else do God's people thank God for? <i>His wonderful deeds, the wonderful things He has done for them.</i> 5. What is the most wonderful thing God has done for His people? <i>He sent Jesus to be their Savior.</i> 6. How can we become God's people? <i>By turning away from our sins and trusting in Jesus as our Savior.</i>
<p>BIBLE STORY</p> <p>Discussion Questions</p> <p><i>choose a few</i></p>	<p>The Case of the Wet and Wild Thank You</p> <ol style="list-style-type: none"> 1. What did Jonah not want to do? <i>To tell the people of Nineveh about God's coming punishment. He didn't want them to have a chance to ask God to spare them.</i> 2. Why did Jonah hate the people of Nineveh? <i>They were the mean enemies of the people of Israel. They had done terrible things to them. Jonah wanted God to punish them.</i> 3. What did Jonah do instead of obeying God? <i>He went the opposite way. He went out to sea and was sailing as far away as he could get from Nineveh.</i> 4. Why did the big storm come up at sea? <i>Because Jonah was disobeying God and God would use the storm to help Jonah turn away from disobeying Him.</i> 5. Why didn't the big storm stop when the sailors prayed to their gods? <i>Because their gods were just fake gods. Only the LORD could stop this storm.</i> 6. What did Jonah tell the sailors to do? <i>To throw him overboard.</i> 7. What should have happened to Jonah when he was thrown overboard? <i>He should have drowned in the sea.</i> 8. What did God send to rescue Jonah? <i>A big fish to swallow him.</i> 9. What did Jonah thank the LORD for? <i>For rescuing him, when he deserved God's punishment.</i> 10. Who else did the LORD want to rescue, when they deserved His punishment? <i>The people of Nineveh.</i> 11. What happened when Jonah went to Nineveh? <i>The people of Nineveh turned away from disobeying God. The LORD did not send the punishment He warned them about.</i> 12. Who deserves God's punishment today for disobeying God? Who has God sent to rescue them? <i>We all deserve God's punishment for disobeying Him. God sent Jesus to save all who turn away from their sins and trust in Jesus as their Savior. He will forgive them and make them His dearly loved people who will know Him and love Him forever.</i>