

DEEP DOWN DETECTIVES

**Curriculum Resources
for Unit 14, Bible Truth 2:**



**How Does God Want Us to Pray?
Every Night and Day...**

**He Wants Us to Confess
Our Sins to Him!**

Session Prep (especially good for newbies!)

Pray!



Pray for the Holy Spirit to be at work in your and the children's hearts.

Review



If new to the curriculum, look at the **Getting Started with Deep Down Detectives section of the Core Curriculum book.** (p.5) It will be especially helpful to read through the Deep Down Detectives section of **The Praise Factory Tour: Extended Version Book.** This is a visual way to understand what goes on in the classroom. (A pdf of the book is found in the samples section on the website.)

Look through and Learn the Lesson



Read over **lesson plan.** Practice any **songs or action rhymes** you are using. Choose/make up motions to go with these. Choose less with younger children and more with older preschoolers. **Practice the lesson with the visual aids** and using the Big Question Box/Briefcase.

Read and Rehearse the Bible Story with Pictures



Read the Bible story from the Bible. Read the curriculum version. Practice telling it with the storyboard pictures. (If you have not previously laminated the story pictures, do that now.) Or, rehearse it from the Simple Story Scenes, if you are using those.

Let There Be Music



Download the music and listen to the songs. Choose which of the songs you will use with the children. If using live musicians, make sure they have the sheet music (Appendix A, Core Curriculum book).

Put the Props in Place



1. Prepare your Visual Aids. Put the Big Question, Unit Bible Truths, Bible Truth, Bible Verse, and Listening Assignment signs, as well as the Bible Story script in one side of the Bible folder.
2. Get out your storyboard. If using Simple Story Scenes, put these in your Bible Folder. Or, if using the individual storyboard figures, put all background pictures in place (they have a BG by the number). Put the rest of the storyboard pictures (these have a SB by the number) in order of use in the other side of the Bible folder.
3. Put the DDD Bible Folder as well as the Big Question sign in the Big Question Box/Briefcase and shut it. If your box/briefcase has locks and you want to use the unlocking the box as part of your session, lock it now....but make sure you have the key or know the code first.
4. Prepare the music CD or sheet music or mp3 device for use in your session.

Set Out Free Play Activities



Choose and set up free time activities you will use with the children. Choose a variety of different activities that will be enjoyed by different types of children. Rotate the activities you provide to keep them interesting and fresh to your children. (Suggestions in Appendix D, Core Curriculum books.)

Prepare Any Activities



Choose which (if any) of the Bible Truth games and crafts activities you want to use in the session. Bear in mind your time frame as well as the developmental abilities and attention span of your children as you decide which/how many to prepare. **Look over the Discussion Sheet** and choose a few questions you might use to spark discussion with the children as they do their activities (especially good for ages 3's+). Pray for God to give you opportunities to talk about these things with the children.

Let Them Take It with Them



Make copies of the craft/take home sheets, if you are not already using them as one of your activities. You may also want to make copies of the story (see take-home version of each story included in Appendix C with the other take home resources) to have for parents to use with their children at home. There's a link on each craft/take home sheet to the story, if you don't make hard copies.

Store It



After your session is over, collect the resources and store them for future use. This curriculum can be used over and over for years to come.

Unit 14: The God Who Delights in Our Prayers

UNIT OVERVIEW

Prayer is talking and listening to God. It's how God's people enjoy more of the special closeness they have with Him. It is a little bit like the forever happiness they will have with God when they live with Him in heaven.

God's people pray to God every night and day...and many times in between. There is so much to talk to Him about and God always wants to listen!

God's people tell God how wonderful He is. They say sorry for how they have disobeyed Him. They thank Him for all He's done for them and others. They ask Him to do great things. God's people want to stay close to God because He is the most wonderful person anyone can ever know.

In this unit we will learn four truths about prayer.

UNIT BIBLE VERSE: Philippians 4:5,6, ESV

"The Lord is at hand; do not be anxious about anything, but in everything by prayer and supplication with thanksgiving let your requests be made known to God."

BIG QUESTION UNDER INVESTIGATION: How Does God Want Us to Pray?

ANSWER: Every Night and Day...

OPTIONAL Big Question 14 INTRODUCTION LESSON (Use Hide 'n' Seek Kids Unit 14 Material)

Story: The Case of the Man Not Stopped by Big Teeth *Daniel 6*

Bible Verse: Philippians 4:5,6, ESV

BIBLE TRUTH 1: He Wants Us to Praise Him (3 Lessons Available)

Story: The Case of the Middle of the Mess

2 Chronicles 19-20

Bible Verse: Psalm 40:16, ESV



BIBLE TRUTH 2: He Wants Us to Confess Our Sins to Him (3 Lessons Available)

Story: The Case of the Slow Sorry

2 Chronicles 33; 2 Kings 21

Bible Verse: Psalm 32:5, ESV

BIBLE TRUTH 3: He Wants Us to Thank Him (3 Lessons Available)

Story: The Case of the Wet and Wild Thank You *Jonah*

Bible Verse: Psalm 107: 8, NIV 1984

BIBLE TRUTH 4: He Wants Us to Ask Him to Do Great Things

(3 Lessons Available)

Story: The Case of the Daring Pray-ers *Acts 3-4*

Bible Verse: Psalm 17:6, ESV

Deep Down Detectives ESV Songs 14 Track Numbers

This is a listing of all songs mentioned in the unit curriculum. You may or may not choose to use all of the songs. They are listed in easy-reference order--NOT in the order used in the curriculum. You may choose to simply burn a CD/load them onto an mp3 device in this order. Or, you may want to do what we do: choose the songs we want to use and create a play list of them in that order. Then, we burn a CD/upload the play list onto an mp3 device. A teacher only has to click forward to the next song, instead of hunting for the right track. The track number have been included as part of the title of each song, teachers will still have a reference to the track number listed in the curriculum (same as those listed below), even if you change the order on your customized play list.

SONGS USED EVERY UNIT OF THE CURRICULUM

- 1 The Classroom Song v.1
- 2 The Classroom Song v.2
- 3 The Classroom Song v.3
- 4 The Classroom Song v.4
- 5 Deep Down Detectives Theme Song
- 6 The Classroom Rules Song
- 7 Let's Pray Song
- 8 The Big Question Box Song
- 9 The Bible Chant Song
- 10 ACTS Prayer Song (Short Version)
- 11 ACTS Prayer Song (Full Version)

listen to or download songs for free at <https://praisefactory.org: Deep Down Detectives Music page>

Why the Extra Songs?

Deep Down Detectives is a curriculum used by a wide age-span of kids. Sometimes one of the other songs is a better fit for your kids. Or, you may simply want to teach them more songs on the same Bible Truth. Use as many or as few as you want.

UNIT 14: THE GOD WHO ANSWERS PRAYERS

- 12 Big Q & A 14 Song
- 13 Big Question 14 Song: How Does God Want Us to Pray?
- 14 Big Question 14 Bible Verse Song: Don't Be Anxious Philippians 4:5-6, ESV
- 15 Extra Big Question 14 Bible Verse Song: The Lord Is at Hand Philippians 4:5-6, ESV
- 16 Extra Big Question 14 Bible Verse Song: At Hand Philippians 4:5-6, ESV
- 17 Extra Big Question 14 Bible Verse Song: When You Pray Say Father Luke 11:2-4, ESV
- 18 Big Question 14 Hymn: What a Friend We Have in Jesus v.1
- 19 Big Question 14 Praise Song: Lord, I Want to Be a Christian

How Does God Want Us to Pray? Every Night and Day...

Bible Truth 1: He Wants Us to Praise Him

- 20 Bible Verse: May All Who Seek You Rejoice Psalm 40:16, ESV
- 21 Extra Bible Verse: Make a Joyful Noise Psalm 100:1-6, ESV
- 22 Extra Bible Verse: Noise, Noise, Noise Psalm 100:1-4, ESV (other version)
- 23 Extra Bible Verse: Proclaim the Name Deuteronomy 32:4, ESV
- 24 Extra Bible Verse: I Will Proclaim Deuteronomy 32:4, HCSB

Bible Truth 2: He Wants Us to Confess Our Sins

- 25 Bible Verse: I Acknowledged My Sin Psalm 32:5, ESV
- 26 Extra Bible Verse: Help Us, O God of Our Salvation Psalm 79:9, ESV

Bible Truth 3: He Wants Us to Thank Him

- 27 Bible Verse: Give Thanks Psalm 107:8, NIV 1984
- 28 Extra Bible Verse: Give Thanks to the LORD Psalm 105:1,2, ESV
- 29 Extra Bible Verse: Bless the LORD, O My Soul Psalm 103:1-5, ESV

Bible Truth 4: He Wants Us to Ask Him to Do Great Things

- 30 Bible Verse: I Call On You, O God Psalm 17:6, ESV
- 31 Extra Bible Verse: Give Ear to My Words, O LORD Psalm 5:1-3, ESV
- 32 Extra Bible Verse: I Will Do Whatever You Ask in My Name John 14:13, ESV
- 33 Extra Bible Verse: Incline Your Ear Psalm 86:1,15,16, ESV
- 34 Extra Bible Verse: Though the Earth Give Way Psalm 46:1,2, ESV
- 35 Extra Bible Verse: Take Up the Whole Armor Ephesians 6:13,16-18, ESV
- 36 Extra Bible Verse: For I Know the Plans Jeremiah 29:11-12, ESV

Big Question 14, Bible Truth 2 Overview: Key Concepts**p.1****Unit 14: The God Who Delights in Our Prayers**

Unit Big Question (and Answer): How Does God Want Us to Pray?
Every Night and Day!!

Unit Bible Verse: "The Lord is at hand; do not be anxious about anything, but in everything by prayer and supplication with thanksgiving let your requests be made known to God." -- Philippians 4:5,6, ESV

Bible Truth 2 Concept: He Wants Us to Confess Our Sins to Him

Prayer is talking to God and listening to Him. Prayer is a little taste of the forever happiness God's people will have with Him in heaven. God's people confess their sins to God when they pray. Confessing our sins means telling God we have disobeyed Him and His good laws and asking for His forgiveness.

God wants His people to tell Him how they've disobeyed Him. He wants them to tell Him how they have disobeyed Him in their hearts --like when they stay mad at someone who has hurt them and won't forgive them. He wants them to tell Him how they've disobeyed Him with their words --like when they lie to someone. He wants us to tell Him how they've disobeyed Him in what they've done --when they hurt someone or disobey their parents. God wants His people to tell Him about all of these ways they have disobeyed Him and ask for His forgiveness. And, He wants them to ask Him to help them to turn away from doing these things and live for Him instead. God loves to forgive and help His people.

Why does God forgive the sins of His people? Because of Jesus! When Jesus died on the cross, He took upon Himself all of the punishment that God's people deserved for their sins. He paid for their sins, so they wouldn't have to. He is their Savior! God wants us to confess our sins to Him, too! Anyone who turns away from their sins and trusts in Jesus as their Savior has God's promise that He will forgive their sins --every single one of them. This is how we become God's people and live as God's people. Isn't that good news!

Bible Truth 2 Bible Verse: Psalm 32:5, ESV

"I acknowledged my sin to you, and I did not cover my iniquity...and you forgave the iniquity of my sin."

Learn a Little: "I acknowledged my sin to you....and you forgave my sin."

Meaning

This verse has two, big Bible words in it: "sin" and "iniquity." Both words mean the same thing: disobeying God. When we disobey God, we deserve His punishment. This is why we like to cover up the bad things we do. We don't want anyone to know about them, and we don't want to be punished for them. But our Bible verse tells us that God's people confess their sins to God, instead of covering them up. And what does God do then? He forgives them! God can forgive our sins, too, when we turn away from our sins and trust in Him as our Savior. That's how we become God's people and that's how we live as God's people. That's very good news!

Bible Truth 2 ACTS Prayer

- A** We praise You, God, for being perfectly holy. You are good and great. You hate sin!
- C** God, we know that You and Your laws are good, yet we have all chosen to rebel against You. We have chosen not to love You as You deserve. We have chosen to break Your good laws. We need a Savior!
- T** Thank You, God, for offering forgiveness for our sins through Jesus when we trust in Him as our Savior. Thank You for providing a way for us to be Your people.
- S** God, work in our hearts. Help us to turn away from our sins and trust in Jesus as our Savior. Show us how we rebel against You and Your good laws. Help us to confess our sins to You and turn away from them. Help us to live for You. In Jesus' name, we pray, Amen.

Big Question 14, Bible Truth 2 Overview: Key Concepts

p.2

Bible Truth 2 Story

The Case of the Slow Sorry *2 Chronicles 33; 2 Kings 21*

Songs Used in Bible Truth 2

Big Q & A 14 Song

Big Question 14 Song: How Does God Want Us to Pray?

Big Question 14 Bible Verse Song: Don't Be Anxious *Philippians 4:5-6, ESV*

Extra Big Question 14 Bible Verse Song: The Lord Is at Hand Philippians 4:5-6, ESV

Extra Big Question 14 Bible Verse Song: At Hand Philippians 4:5-6, ESV

Extra Big Question 14 Bible Verse Song: When You Pray Say Father Luke 11:2-4, ESV

Big Question 14 Hymn: What a Friend We Have in Jesus v.1

Big Question 14 Praise Song: Lord, I Want to Be a Christian

Bible Truth 2 Bible Verse: I Acknowledged My Sin *Psalm 32:5, ESV*

Bible Truth 2 Extra Bible Verse: Help Us, O God of Our Salvation Psalm 79:9, ESV

listen to or download songs for free at <https://praisefactory.org>: Deep Down Detectives Music page

Lesson Plan: Big Question 14, Bible Truth 2

use with all THREE lessons

p.1**1. GETTING STARTED**

= follow the stars for a short & simple lesson plan

Intake Activity Ideas	Choose one of these open-ended activities to include children as they join the class:	
Free Play Time <i>suggestions in Appendix D</i>	★ Offer your own or some of the easy-to-make, free play activities suggested in Appendix D.	
OR Sing-along Music Time <i>lyrics and sheet music, Appendix A</i> <i>listen to or download songs for free at <a href="https://praisefactory.org:Deep Down
Detectives
Music page">https:// praisefactory. org:Deep Down Detectives Music page</i>	Music from Deep Down Detectives (DDD) ESV Songs 14: Big Q & A 14 Song <i>DDD ESV Songs 14, track 12</i> Big Question 14 Song <i>DDD ESV Songs 14, track 13</i> Big Question 14 (Unit) Bible Verse Song: Don't Be Anxious Philippians 4:5-6, ESV <i>DDD ESV Songs 14, track 14</i> Extra Big Question 14 (Unit) Bible Verse Song: The Lord Is at Hand Philippians 4:5-6, ESV <i>DDD ESV Songs 14, track 15</i> Extra Big Question 14 (Unit) Bible Verse Song: At Hand Philippians 4:5-6, ESV <i>DDD ESV Songs 14, track 16</i> Extra Big Question 14 (Unit) Bible Verse Song: When You Pray Say Father Luke 11:2-4, ESV <i>DDD ESV Songs 14, track 17</i> Big Question 14 Hymn: What a Friend We Have in Jesus v.1 <i>DDD ESV Songs 14, track 18</i> Big Question 14 Praise Song: Lord, I Want to Be a Christian <i>DDD ESV Songs 14, track 19</i> Bible Truth 2 Bible Verse Song: I Acknowledged My Sin Psalm 32:5, ESV <i>DDD ESV Songs 14, track 25</i> Bible Truth 2 Extra Bible Verse Song: Help Us, O God of Our Salvation Psalm 79:9, ESV <i>DDD ESV Songs 14, track 26</i>	
	<i>Add more fun to Sing-along Music Time by adding a Music, Movement & Memory Activity. These activities are listed on p.10 of this lesson plan with the Response Activities. Instructions found in Appendix B.</i>	
OR Bible Verse Memory Game <i>instructions found in Appendix B</i>	Lesson 1 Game: Bean Bag Catch Lesson 2 Game: Animal Cube Lesson 3 Game: Fill'er Up <i>These activities are also included on p.10 of this lesson plan with the Response Activities.</i>	
2. OPENING CIRCLE TIME (introduce the Bible Truth and tell the related Bible story)		
Gathering the Children <i>lyrics and sheet music, Appendix A</i>	Sing verse 1 of The Classroom Song to gather the children for Circle Time. The Classroom Song, verse 1 <i>DDD ESV Songs 14, track 1</i> Let's gather together to worship God, Let's gather together to worship God, Let's gather together to worship God, Come gather here with me!	
Welcome to Deep Down Detectives	★ "Welcome to Deep Down Detectives. We're so glad you've joined us! Detectives are people who look for answers to questions. In Deep Down Detectives, we look for answers to big questions about God. We dig deep down in the truths of God's Word to find them."	

Lesson Plan: Big Question 14, Bible Truth 2

use with all THREE lessons

p.2**2. OPENING CIRCLE TIME, continued**

= follow the stars for a short & simple lesson plan

<p>Deep Down Detectives Theme Song</p> <p><i>lyrics and sheet music, Appendix A</i></p>	<p>"Let's sing our Deep Down Detectives Theme Song."</p> <p> Deep Down Detectives Theme Song DDD ESV Songs 14, track 5</p> <p>We're Deep Down Detectives, diggin' deep in God's Word, For truths about God and His plans for this world, We're seeking to love Him, with all of our heart, We're Deep Down Detectives! Come on! Let's start!</p>
<p>Classroom Rules Song</p> <p><i>lyrics and sheet music, Appendix A</i></p>	<p>There are two very important things that Deep Down Detectives do together: we worship God and we love one another. Our Classroom Rules Song reminds us how we should act. Let's sing it."</p> <p>Classroom Rules Song DDD ESV Songs 14, track 6</p> <p>Shh, be quiet while someone is talking, Raise your hand, if you have something to say, Don't touch your friend, sitting beside you, Obey your teachers, Be kind as you play. These are our classroom rules, These are our classroom rules, They help us worship God and love one another, These are our classroom rules.</p>
<p>Opening Prayer Time</p> <p><i>lyrics and sheet music, Appendix A</i></p>	<p>"Children, we need God's help to keep these rules. Let's ask Him to help us right now. Let's get ready and pray."</p> <p>Let's Pray DDD ESV Songs 14, track 7</p> <p>1-2-3! Fold your hands, Bow your head, Close your eyes. Let's pray! <i>(repeat)</i></p> <p>"Let's pray:"</p> <p> Opening Prayer</p> <p>Dear Lord, We're so glad to get to gather together to worship You! Please help us keep the classroom rules. Please help us to love You and learn about You today. In Jesus' name, we pray. Amen.</p>

Lesson Plan: Big Question 14, Bible Truth 2

use with all THREE lessons

p.3**2. OPENING CIRCLE TIME, continued**

= follow the stars for a short & simple lesson plan

Reveal the Big Question**Introduce the Big Question Box/Briefcase***lyrics and sheet music, Appendix A*

"Detectives INVESTIGATE things. That means they ask questions and look for answers. Deep Down Detectives investigate big questions about God. The Big Question we are investigating today is right inside our Big Question Box/Briefcase.

The Big Question Box Song*DDD ESV Songs 14, track 8*

We've got a Big box,
All closed up and locked,
Filled with the truths of God's Word.

We've got a brief case,
There's no time to waste,
Come on, kids, let's open it up!

The Big Question under Investigation*VISUAL AID**of BQB**Big Question & Answer Sign, front side***found in the DDD Unit 14 Visual Aids, ESV Book*

Ok, who would like to open for me and pull out the Big Question?"

Choose a child to open the box/briefcase, take out the Big Question and hand it to you, then hold up the Big Question sign for all the children to see, and say:

The Big Question we are investigating today is Big Question Number 14:

How Does God Want Us to Pray?

and the Answer is:

Every Night and Day...**Big Question Meaning**

Prayer is talking and listening to God. It's how God's people enjoy more of the special closeness they have with Him. It is a little bit like the forever happiness they will have with God when they live with Him in heaven.

God's people pray to God every night and day...and many times in between. There is so much to talk to Him about and God always wants to listen!

God's people tell God how wonderful He is. They say sorry for how they have disobeyed Him. They thank Him for all He's done for them and others. They ask Him to do great things. God's people want to stay close to God because He is the most wonderful person that anyone can ever know.

Big Question Songs

"Let's sing our Big Question Song:

Big Q & A 14 Song*DDD ESV Songs 14, track 12**(adapted version of "Old MacDonald Had a Farm")***Big Q & A 14 Song***lyrics and sheet music, Appendix A*

How does God want us to pray?

Ev'ry night and day!

How does God want us to pray?

Ev'ry night and day!

Ev'ry night, ev'ry day,

Ev'ry night, ev'ry day,

Ev'ry night and day!

How does God want us to pray?

2. OPENING CIRCLE TIME, continued

= follow the stars for a short & simple lesson plan

**Learning about
the Big Question***Repeat the Big Question and Answer again:***"How Does God Want Us to Pray? Every Night and Day!"***Say: "Hmmm, I wonder what that means... Let's do our action rhyme/sing our song that explains it."**Then do the action rhyme or sing the song using any of the optional motions suggested, if desired.***Big Question
Action Rhyme****Big Question 14 Action Rhyme**

When I pray, I talk to God,
 There's so, so much to say,
 "Oh, how very great you are, God!"
 I praise God, each night and day!

When I pray, I talk to God,
 There's so, so much to say.
 "Forgive me, God, for disobeying!"
 I say "Sorry, God," each night and day!

When I pray, I talk to God.
 There's so, so much to say,
 "Thank You for so many good things, God!"
 I thank God, each night and day!

When I pray, I talk to God.
 There's so, so much to say.
 "Help me to love and obey You, God!"
 I ask God, each night and day!

(POSSIBLE ACTIONS)*Make prayer hands**Raise hands up to praise God**Make prayer hands**Shake head and make sad face**Make prayer hands**Clap hands as a thank you**Make prayer hands**Place hand on heart**DDD ESV Songs 14, track 13***(POSSIBLE ACTIONS)***Make prayer hands***Big Question 14 Action Rhyme/ Song**

How does God want us to pray?
 Every night and day the ACTS way!
 How does God want us to pray?
 Every night and day the ACTS way!
 The ACTS way, what's it all about?
 The ACTS way, I just can't figure out!

Refrain:

A-C-T-S, say it with a shout, ACTS!
 I could tell you more,
 But I'd rather act it out.

A, A, A, stands for Adoration,
 We praise You, God of all creation,
 C, C, C, stands for Confession,
 We're sorry, God, to You our sins confessin' Refrain

T, T, T, stands for Thanksgiving,
 Thank You, God, for the good things You have given,
 S, S, S, Stands for Supplication,
 Help us, Lord, the God of our salvation.

Now I've told you,
 Now let's go and act it out.

*Raise hands up to praise God**Shake head and make sad face**Clap hands as a thank you**Hold hands in front of you, palms up***Big Question
(Action Rhyme)
Song***Lyrics and sheet music,
Appendix A*

Lesson Plan: Big Question 14, Bible Truth 2

use with all THREE lessons

p.5**2. OPENING CIRCLE TIME, continued**

= follow the stars for a short & simple lesson plan

Learning the Bible Truth

VISUAL take out

AID



of BQB

VISUAL AID

All the Bible Truths Sign

★ "Every Night and Day!" is a good beginning, but there's so more to learn. So it's time for us to dig down even deeper for more answers to our Big Question about God. We're going to be learning **FOUR** Bible truths that all tell us more about how God wants us to pray.

Who would like to hand me the picture with our four Bible truths on it? It's in the Big Question Box/Briefcase." *Choose a child to get it and hand it to you, then hold it up and show them the pictures of the four truths they will be learning.*

Bible Truth Clue

VISUAL take out

AID



of BQB

Bible Truth Clue Sign,
front side
VISUAL AID

After everyone has had a good look, say...

"Ok, we've learned one truth about how God wants us to pray. It's this one: "He Wants Us to Praise Him." (point to pictures as you identify each Bible Truth). Now let's look at our Bible Truth Clue sign and see if we can figure out which of these four truths we will be learning about today. Who would like to get it out of the Big Question Briefcase for me?"

Choose a child to open the briefcase, take out the Bible Truth Clue sign and hand it to you. Hold up the front side for the children to see. Cover up the answer, written along the bottom, and say:

"How Does God Want Us to Pray?**Every Night and Day...****He Wants Us to Confess Our ???? to Him!"**

We're missing one word. Here's the hint to what the missing word is. It says: "What's the Bible word for disobeying God and His good laws? This word starts with the letter "S" and rhymes with "wins." Can you guess? It's "Sins."

Hint

So, the Bible Truth we are learning today is: *(uncover answer from bottom of sign, show it to them and say:)*

★ **"How Does God Want Us to Pray?****Every Night and Day...****He Wants Us to Confess Our Sins to Him!"**

And here is what this Bible Truth means: *(read the meaning off of the back of the sign, say:)*

Bible Truth Meaning

★ Prayer is talking to God and listening to Him. Prayer is a little taste of the forever happiness God's people will have with Him in heaven. God's people confess their sins to God when they pray. Confessing our sins means telling God we have disobeyed Him and His good laws and asking for His forgiveness.

God wants His people to tell Him how they've disobeyed Him in their hearts --like when they stay mad at someone who has hurt them and won't forgive them. He wants them to tell Him how they've disobeyed Him with their words --like when they lie to someone. He wants us to tell Him how they've disobeyed Him in what they've done --when they hurt someone or disobey their parents. God wants His people to tell Him about all of these ways they have disobeyed Him and ask for His forgiveness. And, He wants them to ask Him to help them to turn away from doing these things and live for Him instead. God loves to forgive and help His people.

Why does God forgive the sins of His people? Because of Jesus! When Jesus died on the cross, He took upon Himself all of the punishment that God's people deserved for their sins. He paid for their sins, so they wouldn't have to. He is their Savior! God wants us to confess our sins to Him, too! Anyone who turns away from their sins and trusts in Jesus as their Savior has God's promise that He will forgive their sins --every single one of them. This is how we become God's people and live as God's people. Isn't that good news!

Lesson Plan: Big Question 14, Bible Truth 2

use with all THREE lessons

p.6**2. OPENING CIRCLE TIME, continued**

= follow the stars for a short & simple lesson plan

Learning the Bible Verse**The Bible Chant Song**lyrics and sheet music,
Appendix A

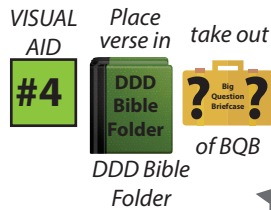
"And how do I know this is true? God tells me so in His special book, the Bible."

Say or sing the Bible Chant Song.

The Bible Chant Song

DDD ESV Songs 14, track 9

The Bible, the Bible,
Let's get out the Bible.
Let's hear what God has to say.
The Bible, the Bible,
God's given us the Bible.
It's His Word for us to learn and obey! Yay!

Bible VerseDDD 14.2 Bible Verse-front
side (in the DDD Bible folder)*found in the DDD Unit 14
Visual Aids, ESV Book

"Who would like to get our Bible folder out of the Big Question Briefcase for me?"

Choose a child to open the briefcase, take out the "Bible" folder and hand it to you. Remove the Bible Verse Picture from the "Bible" folder and hold it up for all the children to see, then say:

Psalm 32:5 tells us:


Psalm 32:5, ESV

"I acknowledged my sin to you, and I did not cover my iniquity...and you forgave the iniquity of my sin."

Learn a Little: "I acknowledged my sin to you....and you forgave my sin."**Bible Verse Meaning****What does that mean?**

This verse has two, big Bible words in it: "sin" and "iniquity." Both words mean the same thing: disobeying God. When we disobey God, we deserve His punishment. This is why we like to cover up the bad things we do. We don't want anyone to know about them, and we don't want to be punished for them. But our Bible verse tells us that God's people confess their sins to God, instead of covering them up. And what does God do then? He forgives them! God can forgive our sins, too, when we turn away from our sins and trust in Him as our Savior. That's how we become God's people and that's how we live as God's people. That's very good news!

2. OPENING CIRCLE TIME, continued

 = follow the stars for a short & simple lesson plan

**Bible Verse
Song**

*lyrics and sheet music,
Appendix A*

You might also enjoy:

*Help Us, O God of Our
Salvation
Psalm 79:9, ESV
DDD ESV Songs 14,
track 26*

We’ve said our Bible verse, now let’s sing it!

I Acknowledged My Sin: Psalm 32:5

DDD ESV Songs 14, track 25

I acknowledged my sin to you,
And did not cover up my iniquity,
And you forgave, and you forgave,
Yes, you forgave the iniquity of my sin.

I acknowledged my sin to you,
And did not cover up my iniquity,
And you forgave, and you forgave,
Yes, you forgave the iniquity of my sin.
Psalm Thirty-two, verse five.

Lesson Plan: Big Question 14, Bible Truth 2

use with all THREE lessons

p.8**2. OPENING CIRCLE TIME, continued**

= follow the stars for a short & simple lesson plan

Getting into the Case	<p>"Now it's time to do a bit more deep down investigating. Let's see what Detective Dan wants us to help him figure out. Would someone like to get it out for me?"</p>
Listening Assignments <div>Place in</div>  <div>take out</div>  <div>of BQB</div>	<p>NOTE: Listening assignments are most suitable for ages 3+. Skip straight to the Bible story (see bottom of this page), if working with 2 year olds.</p> <p>"Let's open up our listening assignment and see what we are supposed to figure out today.</p> <p><i>Choose a child to take out the Listening Assignment (from the DDD Bible Folder) and hand it to you. Read Detective Dan's letter to the children that includes the listening assignment. The listening assignments are summarized below:</i></p>
<div>VISUAL AID</div> <div>#5</div> <div>DDD Unit 14 Visual Aids, ESV</div>	<p>Detective Dan's Lesson #1 Listening Assignment:</p> <p>I need to know:</p> <ol style="list-style-type: none"> 1. Who was slow to say sorry to God? What did he need to say sorry to God for doing? 2. What did God do when he finally said sorry?
<div>VISUAL AID</div> <div>#6</div> <div>DDD Unit 14 Visual Aids, ESV</div>	<p>Detective Dan's Lesson #2 Listening Assignment:</p> <p>Our Bible Verse is Psalm 32:5, ESV:</p> <p>"I acknowledged my sin to you, and I did not cover my iniquity...and you forgave the iniquity of my sin."</p> <p>I need to know:</p> <ol style="list-style-type: none"> 1. Who was slow to confess his sins to God? 2. What did God do for him when he did confess his sins?
<div>VISUAL AID</div> <div>#7A,B,C</div> <p><i>*Listening Assignment #3 includes the Assignment Sheet, plus 6 clue pictures*</i></p> <div>DDD Unit 14 Visual Aids, ESV</div>	<p>Detective Dan's Lesson #3 Listening Assignment:</p> <p>I found six clues, but two of them are NOT in the story.</p> <p>They are: a hook, a tomato, a fake god, a bad king, a hat, and a jail.</p> <p><i>Hold each of them up for the children to see as you identify them.</i></p> <p>I need to know:</p> <ol style="list-style-type: none"> 1. Which four belong in the story and which two don't? 2. What did the bad king ask God to do when he was in jail? How did God answer his prayer?
<p>Tell the Bible Story</p> <div>Place story & pics in</div> <div>take out</div>  <div>of BQB</div> <div>DDD Unit 14 Visual Aids, ESV</div> <p>Story text included in this book right after this lesson plan and in Visual Aids book</p>	<p>★ Then say. "Ok, Deep Down Detectives! Put on your best listening ears and see if you can hear the answers to Detective Dan's questions. When I finish telling the story, we will see if we can answer all the questions."</p> <p>★ Bible Story: The Case of the Slow Sorry 2 Chronicles 33; 2 Kings 21</p> <p><i>Read the Bible Truth story, putting up the Storyboard Pictures/holding up the Story Scenes as you tell it. Then have the children answer the listening assignment, present the gospel and lead in prayer.</i></p> <p><i>*Answers to questions, the gospel and ACTS prayer are included with the story text.*</i></p>

Lesson Plan: Big Question 14, Bible Truth 2

use with all THREE lessons

p.9**2. OPENING CIRCLE TIME, continued**

= follow the stars for a short & simple lesson plan

<p>Story Response Song(s)</p> <p>Hymn</p> <p><i>lyrics and sheet music, Appendix A</i></p>	<p><i>As attention span and time allow, you might want to end with one of the following songs which also tie in with the unit. If desired, use the Music and Movement activity ideas while singing (listed with the Response Activities).</i></p> <p>What a Friend We Have in Jesus <i>DDD ESV Songs 14, track 18</i></p> <p>Verse 1 What a friend we have in Jesus, All our sins and griefs to bear! What a privilege to carry, Ev'rything to God in prayer!</p> <p>Verse 2 Have we trials and temptations? Is there trouble anywhere? We should never be discouraged, Take it to the Lord in prayer!</p> <p>Tie-in: "How does God want us to pray? Every night and day! Why does God want us to pray to Him every night and day? This song tells us some reasons. We pray to Him because when we trust in Jesus as our Savior, Jesus is our great loving and powerful friend--like no other friend we will ever have! He will forgive our sins. He will comfort us when we are sad. When we are tempted to disobey God, we can ask Him to help us...and He will! In trials and troubles and griefs (those are just big words for bad and sad things) God is always there to help us. What a great friend Jesus is to those who trust in Him!"</p>
<p>Praise Song</p> <p><i>lyrics and sheet music, Appendix A</i></p>	<p>Praise Song: Lord, I Want to Be a Christian <i>DDD ESV Songs 14, track 19</i></p> <p>Verse 1 Lord, I want to be a Christian in my heart, in my heart, Lord, I want to be a Christian in my heart. In my heart, in my heart, Lord, I want to be a Christian in my heart</p> <p>Verse 2 Lord, I want to be more loving in my heart, in my heart, Lord, I want to be more loving in my heart. In my heart, in my heart, Lord, I want to be more loving in my heart.</p> <p>Verse 3 Lord, I want to be more holy in my heart, in my heart, Lord, I want to be more holy in my heart. In my heart, in my heart, Lord, I want to be more holy in my heart.</p> <p>Tie-in: "How does God want us to pray? Every night and day! The Lord wants us to pray to Him and ask Him to help us to obey Him and love Him. That's what Christians--God's people--do! Let's sing a prayer asking God to help us right now!"</p>

3. TAKING ACTION: Response Activities *(choose from among these activities)*


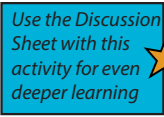

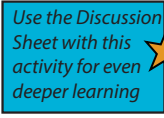

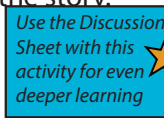


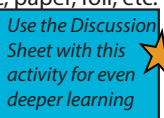

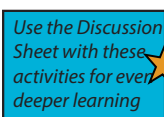

<p>Transition to Activities</p>	<p> Well, Deep Down Detectives, you've done a great job diggin' deep down for answers in the truths of God's Word. Now it's time to enjoy some activities."</p> <p><i>Tell children what activity/s you are providing for them: either free play or some of the response activities listed below. When you are ready to dismiss them, use this song to help the children transition in an orderly fashion to their next activity.</i></p>
<p>Classroom Song, verse 2</p> <p><i>lyrics and sheet music, Appendix A</i></p>	<p>"Children, let's sing our Time to Play Song. When we are finished you may get up and walk over to our next activity."</p> <p>Classroom Song, verse 2 <i>DDD ESV Songs 14, track 2</i></p> <p>We've gathered together to worship God, We've gathered together to worship God, And now it's time to play.</p> <p><i>Dismiss the children to whatever activities you have prepared for them to do.</i></p>

Lesson Plan: Big Question 14, Bible Truth 2

use with all THREE lessons

p.10**3. TAKING ACTION: Response Activities** (choose from among these activities)

= short & simple lesson plan

Response Activities	Choose one or more activities appropriate for your children, based on classroom time and developmental needs. Add the Discussion Sheet to any activity for deeper learning. 
Bible Verse Memory Game <i>game directions, Appendix B</i>	<p>Though listed with the opening activities, you may choose to use this Bible verse game here instead (or as a repeat).</p> <ul style="list-style-type: none"> Lesson 1 Game: Bean Bag Catch Lesson 2 Game: Animal Cube Lesson 3 Game: Fill 'er Up <div>   </div> <p>Discussion Questions</p>
Music, Movement & Memory Activity <i>game directions, Appendix B</i>	<p>A music activity that uses the songs from the Bible Truth and Big Question unit.</p> <ul style="list-style-type: none"> DDD Songs for this Bible Truth, plus: Lesson 1 Activity: Musical Squares Lesson 2 Activity: Thumping Drums Lesson 3 Activity: Say, Spring Up and Shout <div>   </div> <p>Discussion Questions</p>
Bible Story Review Game <i>game directions, Appendix B</i>	<p>A game that uses the storyboard pictures from the story to review the story.</p> <ul style="list-style-type: none"> Lesson 1 Game: Treasure Hunt Lesson 2 Game: Look Who's Coming Down the Tracks Lesson 3 Game: Can You Remember? <div>   </div> <p>Discussion Questions</p>
Coloring Pages/ Take Home Sheets <i>in Appendix C</i> 	<p>A coloring page related to the lesson assignment question is provided for each lesson. On the back of each are the key concepts, a few questions and a song for parents to use with their children.</p> <p>NOTE: Upgrade your coloring sheet to a more interesting craft by offering simple embellishments, such as jiggly eyes, craft sand, glitter, glitter glue, colored paper dots (made with a hole punch), fabric scraps, etc. Make cut-to-size glued-on clothes, hair, etc for characters by using a copy of the coloring sheet, cutting out the selected portions and making them the patterns for whatever you want to cut out of fabric, paper, foil, etc.</p> <ul style="list-style-type: none"> Lesson 1 Coloring Sheet Emphasis: Bible Truth Lesson 2 Coloring Sheet Emphasis: Bible Verse Lesson 3 Coloring Sheet Emphasis: ACTS Prayer <div>   </div> <p>Discussion Questions</p>
Extra Crafts: Big Question Craft <i>in Appendix C</i> Bible Verse Craft <i>in Appendix C</i> Bible Story Puzzle <i>in Appendix C</i>	<p>These crafts are slightly more complex than the coloring/take home sheets:</p> <p>The Bible Concept Go-and-Tell Craft is a craft that summarizes the Bible concept and includes the Bible verse is included for those desiring more than a coloring sheet. This more complex craft will involve gluing, sticking, etc. Can be used at any time.</p> <p>The Bible Story Coloring Sheet provides a tie in between the Bible story and the Bible truth they are learning.</p> <p>The Storyboard Picture Placement Page has been made into a puzzle that can be cut out and re-assembled by the children. This provides a nice summary of the story.</p> <div>   </div> <p>Discussion Questions</p>
Free Play Activities <i>ideas in Appendix D</i>	<p>Offer your own or some of the easy-to-make, free play activities suggested in Appendix D.</p>

Lesson Plan: Big Question 14, Bible Truth 2

use with all THREE lessons

p.11**4. CLOSING CIRCLE TIME** *(End-of-session activities for the last 5-10 minutes of class time)* = short & simple lesson plan

<p>Transition to Closing Circle</p> <p>Classroom Song, verse 3</p> <p><i>lyrics and sheet music, Appendix A</i></p>	<p><i>Use this song to help the children transition in an orderly fashion. Start singing this song and ask the children to gather with you for Closing Circle Time.</i></p> <p>Classroom Song, verse 3 <i>DDD ESV Songs 14, track 3</i></p> <p>It's time to get ready to go and tell, It's time to get ready to go and tell, Come gather here with me.</p>
<p>Closing Circle Time</p> <p>Classroom Song, verse 4</p> <p><i>lyrics and sheet music, Appendix A</i></p>	<p><i>When children are settled in the circle, say:</i></p> <p>"It's almost time for your parents to come pick you up. And do you know what that means? It means.... (draw this out to build anticipation and excitement)...that it's almost time to go home and....it's almost time to...Go and Tell! We have learned some big news about God today. God wants us to take and tell it to the whole world!"</p> <p>Classroom Song, verse 4 <i>DDD ESV Songs 14, track 4</i></p> <p>So what's our big news to go and tell, So what's our big news to go and tell, Can you tell me now?</p>
<p>Big News to Tell</p> <p>Big Question 14</p> <p><i>VISUAL AID</i></p> <p>#1</p> <p><i>*found in DDD Unit 14 Visual Aids, ESV Book lyrics and sheet music, Appendix A</i></p> <p>Big Question 14, Bible Truth 2</p> <p><i>VISUAL AID</i></p> <p>#3</p>	<p>"Let's see....there's so much big news to tell! There's so much we've learned!</p> <p>First of all, can you tell me the answer to our Big Question: "How Does God Want Us to Pray?" <i>Hold up the Bible Truth Clue Picture.</i></p> <p>Say the answer with me: "Every Night and Day..."</p> <p><i>(If desired, you can sing one/both of the Big Question songs.)</i> <i>DDD ESV Songs 14, tracks 12,13</i></p> <p>And what's one way He does this? What did we learn? <i>Point to the picture.</i></p> <p>He Wants Us to Confess Our Sins to Him!</p> <p>"And how do I know this is true? Can you tell me? Say it with me: "The Bible tells me so!" That's right!</p>
<p>Big Question 14, Bible Truth 2 Bible Verse</p> <p><i>VISUAL AID</i></p> <p>#4</p> <p><i>*found in the DDD Unit 14 Visual Aids, ESV Book lyrics and sheet music, Appendix A</i></p>	<p>We learned: Psalm 32:5, ESV:</p> <p>"I acknowledged my sin to you, and I did not cover my iniquity...and you forgave the iniquity of my sin."</p> <p>Learn a Little: "I acknowledged my sin to you....and you forgave my sin."</p> <p>What This Means:</p> <p>This verse has two, big Bible words in it: "sin" and "iniquity." Both words mean the same thing: disobeying God. When we disobey God, we deserve His punishment. This is why we like to cover up the bad things we do. We don't want anyone to know about them, and we don't want to be punished for them. But our Bible verse tells us that God's people confess their sins to God, instead of covering them up. And what does God do then? He forgives them! God can forgive our sins, too, when we turn away from our sins and trust in Him as our Savior. That's how we become God's people and that's how we live as God's people. That's very good news!</p> <p><i>(If desired, you can sing the Bible verse song.)</i> <i>DDD ESV Songs 14, track 25</i></p>

Lesson Plan: Big Question 14, Bible Truth 2

use with all THREE lessons

p.12**4. CLOSING CIRCLE TIME, continued**

= follow the stars for a short & simple lesson plan

<p>Closing ACTS Prayer Time</p> <p>ACTS Prayer Chant</p> <p><i>lyrics and sheet music, Appendix A</i></p>	<p><i>Let's ask God to help us to remember this and even tell others this good news. Let's get ready and pray our ACTS prayer.</i></p> <p><i>And what does ACTS mean? Let's sing/say our ACTS Prayer Chant!</i></p> <p>ACTS Prayer Chant Song <i>DDD ESV Songs 14, tracks 10,11</i></p> <p>A, Adoration, God, we praise You! C, Confession, Forgive us our sins. T, Thanksgiving, Thank You for Jesus, S, Supplication, Help us to live like Him.</p> <p>That's the ACTS prayer, my friend, Bow your head, Close your eyes, Shhh, Let's begin.</p>
<p>Closing ACTS Prayer</p>	<p>"Let's pray!"</p> <p><i>Lead the children in the ACTS prayer for this Bible Truth.</i></p> <p>A We praise You, God, for being perfectly holy. You are good and great. You hate sin!</p> <p>C God, we know that You and Your laws are good, yet we have all chosen to rebel against You. We have chosen not to love You as You deserve. We have chosen to break Your good laws. We need a Savior!</p> <p>T Thank You, God, for offering forgiveness for our sins through Jesus when we trust in Him as our Savior. Thank You for providing a way for us to be Your people.</p> <p>S God, work in our hearts. Help us to turn away from our sins and trust in Jesus as our Savior. Show us how we rebel against You and Your good laws. Help us to confess our sins to You and turn away from them. Help us to live for You.</p> <p>In Jesus' name, we pray, Amen.</p>
5. TAKING IT HOME <i>(Take Home Sheet)</i>	
<p>Clean up and Dismissal ★</p>	<p>"Now it's time to work together and clean up."</p> <p><i>Have the children join you in cleaning up the room.</i></p>
<p>Coloring Pages/ Take Home Sheets ★</p> <p><i>in Appendix C</i></p>	<p><i>Give out the craft/take home sheet and any other papers from the session, as you dismiss children from class.</i></p> <p><i>(Reminder: The back side of the coloring page is the take home sheet for each lesson.)</i></p>
<p>Bible Story to Take-Home</p> <p><i>in Appendix C</i></p>	<p>You may also want to include a copy of the story along with the take home sheet. (However, each coloring sheet/take home sheet includes a note to parents telling where they can download the story from the Parent Resources section on the website.</p>

Bible Story for Big Question 14, Bible Truth 2

use with all THREE lessons

Place
story in

take out

P.1**Bible Story: The Case of the Slow Sorry***2 Chronicles 33; 2 Kings 21***Story-telling Tips**

Ahead of time:

1. Read the Bible verses and story. Pray!
2. Choose story action cues and prepare storyboard figures/Story Scenes, if using. (In Visual Aids book)
3. Practice telling story with the storyboard figures/Story Scenes, timing your presentation. Shorten, if necessary.

During your presentation:

1. Maintain as much eye contact as possible as you tell the story.
2. Put up storyboard figures/add story action cues/hold up Story Scenes as you tell the story. Allow the children to help you put them on the board, if desired.
3. Include the children in your story with a few questions about what they think will happen or words/concepts that might be new to them.
4. Watch the kids for signs that their attention span has been reached. Shorten, if necessary.

INTRODUCTION/ LISTENING ASSIGNMENTS

"Our story is called: The Case of the Slow Sorry. Here is your listening assignment..." *Read the assignment for your lesson using Detective Dan's Listening Assignment sign or the text below:*

Detective Dan's Lesson #1 Listening Assignment:

I need to know:

1. **Who was slow to say sorry to God? What did he need to say sorry to God for doing?**
2. **What did God do when he finally said sorry?**

Detective Dan's Lesson #2 Listening Assignment:**Our Bible Verse is Psalm 32:5, ESV:**

"I acknowledged my sin to you, and I did not cover my iniquity...and you forgave the iniquity of my sin."

I need to know:

1. **Who was slow to confess his sins to God?**
2. **What did God do for him when he did confess his sins?**

Detective Dan's Lesson #3 Listening Assignment:I found six clues, but two of them are **NOT** in the story.

They are: a hook, a tomato, a fake god, a bad king, a hat, and a jail.

Hold each of them up for the children to see as you identify them.

I need to know:

1. **Which four belong in the story and which two don't?**
2. **What did the bad king ask God to do when he was in jail? How did God answer his prayer?**

Read the assignment questions, THEN SAY,

"Ok, Deep Down Detectives! Put on your best listening ears and see if you can hear the answers to Detective Dan's questions. When I finish telling the story, we will see if we can answer all the questions."

Read the Bible Truth story, answer questions, present the gospel and lead in prayer.

Answers to questions; the gospel; and, ACTS prayer are included with the story text.

Bible Story for Big Question 14, Bible Truth 2

use with all THREE lessons

P.2**The Case of the Slow Sorry** *2 Chronicles 33; 2 Kings 21**Story with lines separating paragraphs (text in bold, optional interaction cues in italics)*

Prince Manasseh was a boy who grew up hearing about the LORD and knowing the right way to live. He grew up learning God's Word, the Bible. He grew up going to the Temple with his godly father, King Hezekiah, to offer worship gifts and pray to the LORD. He grew up watching the LORD use His mighty power to protect the people of Israel from their powerful enemies, the Philistines and the Assyrians.

Yes, Prince Manasseh was a boy who grew up hearing about the LORD and knowing the right way to live. But, when Prince Manasseh was just twelve years old, his father died, and he became KING Manasseh. When he became king, Manasseh REFUSED to worship the LORD and to do those right things anymore. This made him a very, VERY bad king!

What kinds of things did King Manasseh do? He stopped learning God's Word. He put fake gods in the Temple and offered worship gifts to them, instead of the LORD. And, he ordered all the people of Israel to stop worshipping the LORD and to worship those fake gods, too.

King Manasseh deserved the LORD's punishment for all the terrible things he did. He even deserved to DIE for all of these terrible sins! The people of Israel deserved God's punishment, too. But do you know what the LORD did? He is a God, so merciful and gracious that He gave King Manasseh and the people of Israel a chance to turn away from their sins and be forgiven instead.

"King Manasseh! People of Israel! Stop what you are doing!" the LORD urged them through His messengers, the prophets. "Repent! Turn away from worshipping the fake gods! Turn back and worship Me!" the LORD said. "But if you do not, you will be punished. I will discipline you to help you turn back to Me and My good ways," the LORD warned.

Uh, oh! What do you think King Manasseh and the people did next? What would YOU do, if it were you?

What do you think they did?

I am sad to say that King Manasseh and the people of Israel did NOT listen. Years went by. King Manasseh grew up to be a man; but still, he paid no attention to the LORD's warning. Both he and the people just kept on worshipping those fake gods and forgetting about the LORD and His Word. So, at last, the LORD disciplined them, just as He warned them He would.

"March, march, march," across the great, dry wilderness and over the hills of Judah, came the commanders of the mighty Assyrian army with their men. They sent soldiers into Jerusalem and captured King Manasseh. They grabbed him and tied him up with heavy metal chains. They even put a hook through his NOSE, like he was a slave, for that was exactly what he was now: an Assyrian slave!

Then, march, "March, march, march," went King Manasseh with the Assyrians, over the hills of Judah and across the great, dry wilderness to their big city, called Nineveh. And there, they put him in jail, a prisoner of his enemies.

Bible Story for Big Question 14, Bible Truth 2

use with all THREE lessons

P.3*Story with lines separating paragraphs (text in bold, optional interaction cues in italics)*

King Manasseh had a lot of time to think in jail. He thought about God's Word and all the right things he had grown up learning and doing. He thought about all the terrible things he had done when he became king. He had turned the Temple into a worship place for terrible, fake gods. He had worshiped those fake gods and given them his worship gifts. He had made the people of Israel worship them, too. He had even refused to listen when the LORD warned him to stop and offered him forgiveness. Now, Manasseh could see just how very sinful he had been. He knew he deserved God's punishment. He knew deserved to be in jail. He had treated God like his enemy. King Manasseh knew that he deserved for the LORD to never forgive him or help him.

And yet, King Manasseh decided to confess his sins and ask for the LORD's forgiveness anyway. "Help me, LORD. Forgive me, LORD," King Manasseh pleaded. "I have done terrible things. I have disobeyed You and made the people of Israel disobey You, too," he confessed. "But have mercy on me, LORD. I am turning away from my life of sin. Please forgive me!" he asked.

Manasseh was asking, but would the LORD answer? Would He really forgive someone who had done such terrible things as King Manasseh?

What do you think?

Yes, He would! How very gracious and kind the LORD is to those who confess their sins and turn away from them! He loves to forgive their sins, even when they are terrible sinners like King Manasseh. The LORD heard King Manasseh confess his sins and He forgave him.

The LORD had Manasseh released from jail and let him go back home to Jerusalem. He even let Manasseh be king over Israel again!

What a different king Manasseh was now! Manasseh grew up knowing what was right, and now he lived it out. He turned away from his sins. He got rid of all those fake gods and brought back the worship of the LORD in the Temple. He led the people of Israel in loving and praising their great God.

King Manasseh never forgot how the LORD forgave him when he confessed his sins to Him. And King Manasseh showed it, by loving the LORD and living for Him for the rest of his life.

Cracking the Case: (story wrap-up for Listening Assignments)

It's time to see how we did with our Listening Assignment.

Detective Dan's Lesson #1 Listening Assignment:

I need to know:

1. Who was slow to confess his sins to God and ask for forgiveness? What did he need to confess to doing?

King Manasseh. He needed to confess worshipping fake gods and many other terrible things.

2. What did God do when he finally did confess his sins and ask for forgiveness?

God forgave him. He had him freed from prison to go home. He gave Manasseh another chance to get rid of the fake gods and stop doing the terrible things he used to do.

For You and Me:

Like King Manasseh, we are all sinners with sinful hearts and lives. We need to confess our sins to God and ask Him to forgive us. Like King Manasseh, we can never deserve God's forgiveness. But also, like King Manasseh, when we turn away from our sins and turn to God, He will forgive our sins. Isn't God so good to us through Jesus!

Detective Dan's Lesson #2 Listening Assignment:**Our Bible Verse is Psalm 32:5, ESV:**

"I acknowledged my sin to you, and I did not cover my iniquity...and you forgave the iniquity of my sin."

I need to know:

1. Who was slow to confess his sins to God?

King Manasseh.

2. What did God do for him when he did confess his sins?

God forgave his sins and even set him free to return home to be king again. How merciful is the LORD!

For You and Me:

Like King Manasseh, we are all sinners with sinful hearts and lives. We need to confess our sins to God and ask Him to forgive us. Like King Manasseh, we can never deserve God's forgiveness. But also, like King Manasseh, when we turn away from our sins and turn to God, He will forgive our sins. Isn't God so good to us through Jesus!

Detective Dan's Lesson #3 Listening Assignment:

I found six clues, but two of them are **NOT** in the story. They were: a hook, a tomato, a fake god, a bad king, a hat, and a jail.

Hold each of them up for the children to see as you identify them.

I need to know:

1. Which four belong in the story and which two don't?

The hook, fake god, bad king and jail belong. The tomato and the hat do not.

2. What did the bad king ask God to do when he was in jail? How did God answer his prayer?

Manasseh was the bad king. He confessed his sins to God and asked for His forgiveness. God forgave him and set him free from jail. He let him go home and get rid of the fake gods he had put in place.

For You and Me:

Like King Manasseh, we are all sinners with sinful hearts and lives. We need to confess our sins to God and ask Him to forgive us. Like King Manasseh, we can never deserve God's forgiveness. But also, like King Manasseh, when we turn away from our sins and turn to God, He will forgive our sins. Isn't God so good to us through Jesus!

The Gospel (story wrap-up if NOT using Listening Assignments)**Our Bible Truth is:****How Does God Want Us to Pray?****Every Night and Day...****He Wants Us to Confess Our Sins to Him!**

Manasseh was so grateful that the LORD would forgive his sins! He had disobeyed the LORD so many times and in such terrible ways. But no one is too sinful for the LORD to forgive, when they repent and put their trust in Him. Why can the LORD forgive sinners like Manasseh and sinners like us? Because of Jesus! Jesus came and lived a perfect life. He offered it up on the cross as the perfect payment for the sins of all who repent and believe in Him. He suffered and died that day and was buried in a grave. But on the third day, He rose from the grave in victory. He had really beaten sin and death for all of God's people. No matter how sinful we have been, we can become God's people, too, when we repent of our sins and trust in Jesus as our Savior. Ask God to help you do this! He loves to answer this prayer!

Close in prayer.

Closing ACTS Prayer

- A** We praise You, God, for being perfectly holy. You are good and great. You hate sin!
- C** God, we know that You and Your laws are good, yet we have all chosen to rebel against You. We have chosen not to love You as You deserve. We have chosen to break Your good laws. We need a Savior!
- T** Thank You, God, for offering forgiveness for our sins through Jesus when we trust in Him as our Savior. Thank You for providing a way for us to be Your people.
- S** God, work in our hearts. Help us to turn away from our sins and trust in Jesus as our Savior. Show us how we rebel against You and Your good laws. Help us to confess our sins to You and turn away from them. Help us to live for You.

In Jesus' name, we pray. Amen.

Go to Lesson Plan, p.9 for the script to the rest of the lesson.

Deep Down Discussion Sheet

use with all THREE lessons

Use with all
response activities
for deeper learning**P.1***Questions to aid discussion of the key concepts and for use in games*

Be familiar with these questions and answers. Look for opportunities to ask questions and discuss their answers, such as while the children work on their coloring pages, as part of their response games, or during play time. Remember: your goal isn't to ask all these questions or only talk to the children about these things. It is to be deliberate in having good conversations with them, however much or little you have.

Big QUESTION	How Does God Want Us to Pray? Every Night and Day!!!
Meaning	Prayer is talking and listening to God. It's how God's people enjoy more of the special closeness they have with Him. It is a little bit like the forever happiness they will have with God when they live with Him in heaven. God's people pray to God every night and day...and many times in between. There is so much to talk to Him about and God always wants to listen! God's people tell God how wonderful He is. They say sorry for how they have disobeyed Him. They thank Him for all He's done for them and others. They ask Him to do great things. God's people want to stay close to God because He is the most wonderful person that anyone can ever know.
Discussion Questions	<ol style="list-style-type: none"> 1. Prayer is talking and listening to whom? <i>God.</i> 2. How do God's people enjoy more of the special closeness they have with God? <i>By praying.</i> 3. What is a little bit like the forever happiness God's people will have with God when they live with Him in heaven? <i>Prayer.</i> 4. What kinds of things do God's people pray about? <i>They tell God how wonderful He is. They say sorry for how they've disobeyed God; They thank God for all He's done for them. They ask Him to do great things.</i> 5. Why do God's people want to stay close to Him? <i>Because He is the most wonderful person anyone can ever know.</i>
<i>choose a few</i>	
BIBLE TRUTH	Every Night and Day...He Wants Us to Confess Our Sins to Him!
Meaning	<p>Prayer is talking to God and listening to Him. Prayer is a little taste of the forever happiness God's people will have with Him in heaven. God's people confess their sins to God when they pray. Confessing our sins means telling God we have disobeyed Him and His good laws and asking for His forgiveness.</p> <p>God wants His people to tell Him how they've disobeyed Him in their hearts --like when they stay mad at someone who has hurt them and won't forgive them. He wants them to tell Him how they've disobeyed Him with their words --like when they lie to someone. He wants us to tell Him how they've disobeyed Him in what they've done --when they hurt someone or disobey their parents. God wants His people to tell Him about all of these ways they have disobeyed Him and ask for His forgiveness. And, He wants them to ask Him to help them to turn away from doing these things and live for Him instead. God loves to forgive and help His people.</p> <p>Why does God forgive the sins of His people? Because of Jesus! When Jesus died on the cross, He took upon Himself all of the punishment that God's people deserved for their sins. He paid for their sins, so they wouldn't have to. He is their Savior! God wants us to confess our sins to Him, too! Anyone who turns away from their sins and trusts in Jesus as their Savior has God's promise that He will forgive their sins --every single one of them. This is how we become God's people and live as God's people. Isn't that good news!</p>
Discussion Questions	<ol style="list-style-type: none"> 1. What is the big word for telling God our sins and saying sorry? <i>Confession.</i> 2. What kinds of things might we confess about what we say? <i>Saying mean things to others or lying.</i> 3. What kinds of things might we confess about what we do? <i>Hurting someone or taking something that doesn't belong to us.</i> 4. What kinds of things might we confess about what we think? <i>Staying mad at someone when we should forgive them. Not trusting in God to take care of us.</i> 5. Why can God forgive His people for disobeying Him? <i>Because Jesus took the punishment they deserved from God when He died on the cross for them.</i> 6. How many of God's people's sins did Jesus pay for on the cross? <i>All of them!</i> 7. How can we become God's people? <i>By confessing our sins to God, turning away from them, and trusting in Jesus as our Savior.</i>
<i>choose a few</i>	

Deep Down Discussion Sheet

use with all THREE lessons

P.2*Questions to aid discussion of the key concepts and for use in games*

THE GOSPEL	What's the good news of God? <i>It's the gospel! God's people know they are sinners who have disobeyed God. They know that they deserve His punishment. But, they also know that God, in His mercy, sent His Son, Jesus, to be their Savior. Jesus lived a perfect life and then He offered it as the full payment for the sins of God's people when He died on the cross. On the third day, Jesus rose from the dead in victory. He had really beaten sin and death for God's people. Now, all who confess their sins to God, turn away from them, and trust in Jesus as their Savior can be forgiven. They get to be God's people. We can become God's people, too, when we confess our sins to God and turn away from them, trusting in Jesus as our Savior. Ask God to help you. He loves to do this!</i>
BIBLE TRUTH BIBLE VERSE	"I acknowledged my sin to you, and I did not cover my iniquity...and you forgave the iniquity of my sin." –Psalm 32:5, ESV
Meaning	Learn a Little: "I acknowledged my sin to you....and you forgave my sin." This verse has two, big Bible words in it: "sin" and "iniquity." Both words mean the same thing: disobeying God. When we disobey God, we deserve His punishment. This is why we like to cover up the bad things we do. We don't want anyone to know about them, and we don't want to be punished for them. But our Bible verse tells us that God's people confess their sins to God, instead of covering them up. And what does God do then? He forgives them! God can forgive our sins, too, when we turn away from our sins and trust in Him as our Savior. That's how we become God's people and that's how we live as God's people. That's very good news!
Discussion Questions <i>choose a few</i>	1. "Acknowledge" is a big word that means saying that something is true. What do we need to acknowledge to God? <i>That we are sinners.</i> 2. What does God want us NOT to cover up? <i>Our iniquities, our sins. That is, the ways that we have disobeyed Him.</i> 3. What do we deserve from God for our sins? <i>His punishment.</i> 4. What does God promise to do when we turn away from our sins, trust in Jesus as our Savior, and ask for His forgiveness? <i>He promises to forgive our sins.</i>
BIBLE STORY Discussion Questions <i>choose a few</i>	The Case of the Slow Sorry 1. What did Manasseh grow up doing that was good? <i>He grew up worshiping the LORD and learning the Bible.</i> 2. What bad things did Manasseh do when he became king? <i>He stopped worshiping the LORD and learning the Bible. He put away all the beautiful things used to worship the LORD in the Temple and put up fake gods there instead. He led the people in worshiping fake gods and offering worship gifts to them.</i> 3. Why did the LORD punish Manasseh and the people? <i>Because they would not turn away from disobeying Him after He warned them many times.</i> 4. How did the LORD punish Manasseh? <i>Their enemies, the Assyrians, captured Jerusalem and took him to prison back in their own country.</i> 5. Did Manasseh deserve for the LORD to forgive him? <i>No, he did not.</i> 6. What did Manasseh do when he was in prison? <i>He confessed his sins to the LORD and asked for His help and forgiveness.</i> 7. Did the LORD forgive Manasseh? <i>Yes, He did! And, He had him released and sent back home.</i> 8. How did Manasseh show that he truly had turned away from disobeying God? <i>He got rid of all the fake gods and put back all the beautiful things in the Temple. He led the people in worshiping the LORD.</i> 9. What can we do, if we want God to forgive our sins? <i>We can confess them to Him, asking Him to forgive us and to help us to turn away from disobeying Him. We can ask Jesus to be our Savior.</i>