

DEEP DOWN DETECTIVES

**Curriculum Resources
for Unit 14, Bible Truth 1:**



**How Does God Want Us to Pray?
Every Night and Day...**

He Wants Us to Praise Him!

Session Prep (especially good for newbies!)

Pray!



Pray for the Holy Spirit to be at work in your and the children's hearts.

Review



If new to the curriculum, look at the **Getting Started with Deep Down Detectives section of the Core Curriculum book.** (p.5) It will be especially helpful to read through the Deep Down Detectives section of **The Praise Factory Tour: Extended Version Book.** This is a visual way to understand what goes on in the classroom. (A pdf of the book is found in the samples section on the website.)

Look through and Learn the Lesson



Read over **lesson plan.** Practice any **songs or action rhymes** you are using. Choose/make up motions to go with these. Choose less with younger children and more with older preschoolers. **Practice the lesson with the visual aids** and using the Big Question Box/Briefcase.

Read and Rehearse the Bible Story with Pictures



Read the Bible story from the Bible. Read the curriculum version. Practice telling it with the storyboard pictures. (If you have not previously laminated the story pictures, do that now.) Or, rehearse it from the Simple Story Scenes, if you are using those.

Let There Be Music



Download the music and listen to the songs. Choose which of the songs you will use with the children. If using live musicians, make sure they have the sheet music (Appendix A, Core Curriculum book).

Put the Props in Place



1. Prepare your Visual Aids. Put the Big Question, Unit Bible Truths, Bible Truth, Bible Verse, and Listening Assignment signs, as well as the Bible Story script in one side of the Bible folder.
2. Get out your storyboard. If using Simple Story Scenes, put these in your Bible Folder. Or, if using the individual storyboard figures, put all background pictures in place (they have a BG by the number). Put the rest of the storyboard pictures (these have a SB by the number) in order of use in the other side of the Bible folder.
3. Put the DDD Bible Folder as well as the Big Question sign in the Big Question Box/Briefcase and shut it. If your box/briefcase has locks and you want to use the unlocking the box as part of your session, lock it now....but make sure you have the key or know the code first.
4. Prepare the music CD or sheet music or mp3 device for use in your session.

Set Out Free Play Activities



Choose and set up free time activities you will use with the children. Choose a variety of different activities that will be enjoyed by different types of children. Rotate the activities you provide to keep them interesting and fresh to your children. (Suggestions in Appendix D, Core Curriculum books.)

Prepare Any Activities



Choose which (if any) of the Bible Truth games and crafts activities you want to use in the session. Bear in mind your time frame as well as the developmental abilities and attention span of your children as you decide which/how many to prepare. **Look over the Discussion Sheet** and choose a few questions you might use to spark discussion with the children as they do their activities (especially good for ages 3's+). Pray for God to give you opportunities to talk about these things with the children.

Let Them Take It with Them



Make copies of the craft/take home sheets, if you are not already using them as one of your activities. You may also want to make copies of the story (see take-home version of each story included in Appendix C with the other take home resources) to have for parents to use with their children at home. There's a link on each craft/take home sheet to the story, if you don't make hard copies.

Store It



After your session is over, collect the resources and store them for future use. This curriculum can be used over and over for years to come.

Unit 14: The God Who Delights in Our Prayers

UNIT OVERVIEW

Prayer is talking and listening to God. It's how God's people enjoy more of the special closeness they have with Him. It is a little bit like the forever happiness they will have with God when they live with Him in heaven.

God's people pray to God every night and day...and many times in between. There is so much to talk to Him about and God always wants to listen!

God's people tell God how wonderful He is. They say sorry for how they have disobeyed Him. They thank Him for all He's done for them and others. They ask Him to do great things. God's people want to stay close to God because He is the most wonderful person anyone can ever know.

In this unit we will learn four truths about prayer.

UNIT BIBLE VERSE: Philippians 4:5,6, ESV

"The Lord is at hand; do not be anxious about anything, but in everything by prayer and supplication with thanksgiving let your requests be made known to God."

BIG QUESTION UNDER INVESTIGATION: How Does God Want Us to Pray?

ANSWER: Every Night and Day...

OPTIONAL Big Question 14 INTRODUCTION LESSON (Use Hide 'n' Seek Kids Unit 14 Material)

Story: The Case of the Man Not Stopped by Big Teeth *Daniel 6*

Bible Verse: Philippians 4:5,6, ESV

➔ BIBLE TRUTH 1: He Wants Us to Praise Him (3 Lessons Available)

Story: The Case of the Middle of the Mess

2 Chronicles 19-20

Bible Verse: Psalm 40:16, ESV

BIBLE TRUTH 2: He Wants Us to Confess Our Sins to Him (3 Lessons Available)

Story: The Case of the Slow Sorry

2 Chronicles 33; 2 Kings 21

Bible Verse: Psalm 32:5, ESV

BIBLE TRUTH 3: He Wants Us to Thank Him (3 Lessons Available)

Story: The Case of the Wet and Wild Thank You *Jonah*

Bible Verse: Psalm 107: 8, NIV 1984

BIBLE TRUTH 4: He Wants Us to Ask Him to Do Great Things

(3 Lessons Available)

Story: The Case of the Daring Pray-ers *Acts 3-4*

Bible Verse: Psalm 17:6, ESV

Deep Down Detectives ESV Songs 14 Track Numbers

This is a listing of all songs mentioned in the unit curriculum. You may or may not choose to use all of the songs. They are listed in easy-reference order--NOT in the order used in the curriculum. You may choose to simply burn a CD/load them onto an mp3 device in this order. Or, you may want to do what we do: choose the songs we want to use and create a play list of them in that order. Then, we burn a CD/upload the play list onto an mp3 device. A teacher only has to click forward to the next song, instead of hunting for the right track. The track number have been included as part of the title of each song, teachers will still have a reference to the track number listed in the curriculum (same as those listed below), even if you change the order on your customized play list.

SONGS USED EVERY UNIT OF THE CURRICULUM

- 1 The Classroom Song v.1
- 2 The Classroom Song v.2
- 3 The Classroom Song v.3
- 4 The Classroom Song v.4
- 5 Deep Down Detectives Theme Song
- 6 The Classroom Rules Song
- 7 Let's Pray Song
- 8 The Big Question Box Song
- 9 The Bible Chant Song
- 10 ACTS Prayer Song (Short Version)
- 11 ACTS Prayer Song (Full Version)

listen to or download songs for free at <https://praisefactory.org:Deep Down Detectives Music page>

Why the Extra Songs?

Deep Down Detectives is a curriculum used by a wide age-span of kids. Sometimes one of the other songs is a better fit for your kids. Or, you may simply want to teach them more songs on the same Bible Truth. Use as many or as few as you want.

UNIT 14: THE GOD WHO ANSWERS PRAYERS

- 12 Big Q & A 14 Song
- 13 Big Question 14 Song: How Does God Want Us to Pray?
- 14 Big Question 14 Bible Verse Song: Don't Be Anxious Philippians 4:5-6, ESV
- 15 Extra Big Question 14 Bible Verse Song: The Lord Is at Hand Philippians 4:5-6, ESV
- 16 Extra Big Question 14 Bible Verse Song: At Hand Philippians 4:5-6, ESV
- 17 Extra Big Question 14 Bible Verse Song: When You Pray Say Father Luke 11:2-4, ESV
- 18 Big Question 14 Hymn: What a Friend We Have in Jesus v.1
- 19 Big Question 14 Praise Song: Lord, I Want to Be a Christian

How Does God Want Us to Pray? Every Night and Day...

Bible Truth 1: He Wants Us to Praise Him

- 20 Bible Verse: May All Who Seek You Rejoice Psalm 40:16, ESV
- 21 Extra Bible Verse: Make a Joyful Noise Psalm 100:1-6, ESV
- 22 Extra Bible Verse: Noise, Noise, Noise Psalm 100:1-4, ESV (other version)
- 23 Extra Bible Verse: Proclaim the Name Deuteronomy 32:4, ESV
- 24 Extra Bible Verse: I Will Proclaim Deuteronomy 32:4, HCSB

Bible Truth 2: He Wants Us to Confess Our Sins

- 25 Bible Verse: I Acknowledged My Sin Psalm 32:5, ESV
- 26 Extra Bible Verse: Help Us, O God of Our Salvation Psalm 79:9, ESV

Bible Truth 3: He Wants Us to Thank Him

- 27 Bible Verse: Give Thanks Psalm 107:8, NIV 1984
- 28 Extra Bible Verse: Give Thanks to the LORD Psalm 105:1,2, ESV
- 29 Extra Bible Verse: Bless the LORD, O My Soul Psalm 103:1-5, ESV

Bible Truth 4: He Wants Us to Ask Him to Do Great Things

- 30 Bible Verse: I Call On You, O God Psalm 17:6, ESV
- 31 Extra Bible Verse: Give Ear to My Words, O LORD Psalm 5:1-3, ESV
- 32 Extra Bible Verse: I Will Do Whatever You Ask in My Name John 14:13, ESV
- 33 Extra Bible Verse: Incline Your Ear Psalm 86:1,15,16, ESV
- 34 Extra Bible Verse: Though the Earth Give Way Psalm 46:1,2, ESV
- 35 Extra Bible Verse: Take Up the Whole Armor Ephesians 6:13,16-18, ESV
- 36 Extra Bible Verse: For I Know the Plans Jeremiah 29:11-12, ESV

Big Question 14, Bible Truth 1 Overview: Key Concepts

p.1

Unit 14: The God Who Delights in Our Prayers

Unit Big Question (and Answer): How Does God Want Us to Pray?
Every Night and Day!!

Unit Bible Verse: "The Lord is at hand; do not be anxious about anything, but in everything by prayer and supplication with thanksgiving let your requests be made known to God." -- Philippians 4:5,6, ESV

Bible Truth 1 Concept: He Wants Us to Praise Him

Prayer is talking to God and listening to Him. Prayer is a little taste of the forever happiness God's people will have with Him in heaven.

God's people praise God when they pray. They think about what God is like and they tell Him how wonderful He is. God's people praise Him for being their Maker. They praise Him for being all-powerful and all-loving. They praise Him for knowing everything and using all their sadnesses for good. They praise Him for being holy. Most of all, they praise Him for being their Savior. In heaven, God's people will praise God forever and ever. They will never run out of ways to praise Him.

We can be God's people when we turn away from our sins and trust in Jesus as our Savior. God wants us to praise Him, too!

Bible Truth 1 Bible Verse: Psalm 40:16, ESV

"May all who seek you rejoice and be glad in you; may those who love your salvation say continually, "Great is the LORD!"

Learn a Little: "Rejoice and be glad, say, "Great is the LORD!"

Meaning

God's people love to think about God and praise His name! He is the one, true God. He is so great, and He has been so very good to them! He has saved them from their sins through Jesus!

Bible Truth 1 ACTS Prayer

- A** We praise You, God. You are the great, one, true God, yet You invite us to talk to You. How amazing!
- C** God, You alone are God, and how very good You are! Yet, we so often do not praise You as You deserve. We forget who You are and what You have done. Too often, we think more about ourselves than You. We need a Savior!
- T** Thank You, God, for always deserving our praise! You never change! You treat us so much better than we could ever deserve! You are so patient with us! You give us so many reasons to praise You every day.
- S** God, work in our hearts. Help us to turn away from our sins and trust in Jesus as our Savior. Help us to praise You throughout the day. Fill our hearts with love for You. Help us live our lives for You so that others can see how good You are and will want to praise You, too. In Jesus' name, we pray, Amen.

Bible Truth 1 Story

The Case of the Middle of the Mess
2 Chronicles 19-20

Big Question 14, Bible Truth 1 Overview: Key Concepts**p.2****Songs Used in Bible Truth 1**

Big Q & A 14 Song

Big Question 14 Song: How Does God Want Us to Pray?

Big Question 14 Bible Verse Song: Don't Be Anxious Philippians 4:5-6, ESV

Extra Big Question 14 Bible Verse Song: The Lord Is at Hand Philippians 4:5-6, ESV

Extra Big Question 14 Bible Verse Song: At Hand Philippians 4:5-6, ESV

Extra Big Question 14 Bible Verse Song: When You Pray Say Father Luke 11:2-4, ESV

Big Question 14 Hymn: What a Friend We Have in Jesus v.1

Big Question 14 Praise Song: Lord, I Want to Be a Christian

Bible Truth 1 Bible Verse: May All Who Seek You Psalm 40:16, ESV

Bible Truth 1 Extra Bible Verse: Make a Joyful Noise Psalm 100:1-6 ESV

Bible Truth 1 Extra Bible Verse: Noise, Noise, Noise Psalm 100:1-4. ESV


Bible Truth 1 Extra Bible Verse: Proclaim the Name Deuteronomy 32:4 ESV

Bible Truth 1 Extra Bible Verse: I Will Proclaim Deuteronomy 32:4 HCSB


listen to or download songs for free at <https://praisefactory.org>: Deep Down Detectives Music page

1. GETTING STARTED

 = follow the stars for a short & simple lesson plan

<p>Intake Activity Ideas</p>	<p>Choose one of these open-ended activities to include children as they join the class:</p>	
<p>Free Play Time <i>suggestions in Appendix D</i></p>	<p> Offer your own or some of the easy-to-make, free play activities suggested in Appendix D.</p>	
<p>OR Sing-along Music Time <i>lyrics and sheet music, Appendix A</i> <i>listen to or download songs for free at https://praisefactory.org:Deep Down Detectives Music page</i></p>	<p>Music from Deep Down Detectives (DDD) ESV Songs 14: Big Q & A 14 Song Big Question 14 Song Big Question 14 (Unit) Bible Verse Song: Don't Be Anxious Philippians 4:5-6, ESV Extra Big Question 14 (Unit) Bible Verse Song: The Lord Is at Hand Philippians 4:5-6, ESV Extra Big Question 14 (Unit) Bible Verse Song: At Hand Philippians 4:5-6, ESV Extra Big Question 14 (Unit) Bible Verse Song: When You Pray Say Father Luke 11:2-4, ESV Big Question 14 Hymn: What a Friend We Have in Jesus v.1 Big Question 14 Praise Song: Lord, I Want to Be a Christian Bible Truth 1 Bible Verse Song: May All Who Seek You Rejoice Psalm 40:16, ESV Bible Truth 1 Extra Bible Verse Song: Make a Joyful Noise Psalm 100:1-6 ESV Bible Truth 1 Extra Bible Verse Song: Noise, Noise, Noise Psalm 100:1-4. ESV Bible Truth 1 Extra Bible Verse Song: Proclaim the Name Deuteronomy 32:4 ESV Bible Truth 1 Extra Bible Verse Song: I Will Proclaim Deuteronomy 32:4 HCSB</p>	<p><i>DDD ESV Songs 14, track 12</i> <i>DDD ESV Songs 14, track 13</i> <i>DDD ESV Songs 14, track 14</i> <i>DDD ESV Songs 14, track 15</i> <i>DDD ESV Songs 14, track 16</i> <i>DDD ESV Songs 14, track 17</i> <i>DDD ESV Songs 14, track 18</i> <i>DDD ESV Songs 14, track 19</i> <i>DDD ESV Songs 14, track 20</i> <i>DDD ESV Songs 14, track 21</i> <i>DDD ESV Songs 14, track 22</i> <i>DDD ESV Songs 14, track 23</i> <i>DDD ESV Songs 14, track 24</i></p> <p><i>Add more fun to Sing-along Music Time by adding a Music, Movement & Memory Activity. These activities are listed on p.10 of this lesson plan with the Response Activities. Instructions found in Appendix B.</i></p>
<p>OR Bible Verse Memory Game <i>instructions found in Appendix B</i></p>	<p>Lesson 1 Game: Roll 'n' Toss Lesson 2 Game: Block Clapping Lesson 3 Game: Meet, Greet and Keep It Up</p>	<p><i>These activities are also included on p.10 of this lesson plan with the Response Activities.</i></p>

2. OPENING CIRCLE TIME (introduce the Bible Truth and tell the related Bible story)

<p>Gathering the Children <i>lyrics and sheet music, Appendix A</i></p>	<p><i>Sing verse 1 of The Classroom Song to gather the children for Circle Time.</i> The Classroom Song, verse 1 <i>DDD ESV Songs 14, track 1</i> Let's gather together to worship God, Let's gather together to worship God, Let's gather together to worship God, Come gather here with me!</p>	
<p>Welcome to Deep Down Detectives</p>	<p> "Welcome to Deep Down Detectives. We're so glad you've joined us! Detectives are people who look for answers to questions. In Deep Down Detectives, we look for answers to big questions about God. We dig deep down in the truths of God's Word to find them."</p>	

2. OPENING CIRCLE TIME, continued



= follow the stars for a short & simple lesson plan

<p>Deep Down Detectives Theme Song</p> <p><i>lyrics and sheet music, Appendix A</i></p>	<p>"Let's sing our Deep Down Detectives Theme Song."</p> <p>★ Deep Down Detectives Theme Song DDD ESV Songs 14, track 5</p> <p>We're Deep Down Detectives, diggin' deep in God's Word, For truths about God and His plans for this world, We're seeking to love Him, with all of our heart, We're Deep Down Detectives! Come on! Let's start!</p>
<p>Classroom Rules Song</p> <p><i>lyrics and sheet music, Appendix A</i></p>	<p>There are two very important things that Deep Down Detectives do together: we worship God and we love one another. Our Classroom Rules Song reminds us how we should act. Let's sing it."</p> <p>Classroom Rules Song DDD ESV Songs 14, track 6</p> <p>Shh, be quiet while someone is talking, Raise your hand, if you have something to say, Don't touch your friend, sitting beside you, Obey your teachers, Be kind as you play. These are our classroom rules, These are our classroom rules, They help us worship God and love one another, These are our classroom rules.</p>
<p>Opening Prayer Time</p> <p><i>lyrics and sheet music, Appendix A</i></p>	<p>"Children, we need God's help to keep these rules. Let's ask Him to help us right now. Let's get ready and pray."</p> <p>Let's Pray DDD ESV Songs 14, track 7</p> <p>1-2-3! Fold your hands, Bow your head, Close your eyes. Let's pray! (<i>repeat</i>)</p> <p>"Let's pray:"</p> <p>★ Opening Prayer</p> <p>Dear Lord, We're so glad to get to gather together to worship You! Please help us keep the classroom rules. Please help us to love You and learn about You today. In Jesus' name, we pray. Amen.</p>

2. OPENING CIRCLE TIME, continued

★ = follow the stars for a short & simple lesson plan

Reveal the Big Question
Introduce the Big Question Box/Briefcase

lyrics and sheet music, Appendix A

“Detectives INVESTIGATE things. That means they ask questions and look for answers. Deep Down Detectives investigate big questions about God. The Big Question we are investigating today is right inside our Big Question Box/Briefcase.

The Big Question Box Song

DDD ESV Songs 14, track 8

We’ve got a Big box,
All closed up and locked,
Filled with the truths of God’s Word.

We’ve got a brief case,
There’s no time to waste,
Come on, kids, let’s open it up!

The Big Question under Investigation

VISUAL AID



of BQB

Big Question & Answer Sign, front side

**found in the DDD Unit 14 Visual Aids, ESV Book*

Ok, who would like to open for me and pull out the Big Question?”

Choose a child to open the box/briefcase, take out the Big Question and hand it to you, then hold up the Big Question sign for all the children to see, and say:

★ The Big Question we are investigating today is Big Question Number 14:

How Does God Want Us to Pray?

and the Answer is:

Every Night and Day...

Big Question Meaning

★ Prayer is talking and listening to God. It’s how God’s people enjoy more of the special closeness they have with Him. It is a little bit like the forever happiness they will have with God when they live with Him in heaven.

God’s people pray to God every night and day...and many times in between. There is so much to talk to Him about and God always wants to listen!

God’s people tell God how wonderful He is. They say sorry for how they have disobeyed Him. They thank Him for all He’s done for them and others. They ask Him to do great things. God’s people want to stay close to God because He is the most wonderful person that anyone can ever know.

Big Question Songs

★ “Let’s sing our Big Question Song:

Big Q & A 14 Song

Big Q & A 14 Song

DDD ESV Songs 14, track 12

(adapted version of “Old MacDonald Had a Farm”)

lyrics and sheet music, Appendix A

How does God want us to pray?
Ev’ry night and day!
How does God want us to pray?
Ev’ry night and day!

Ev’ry night, ev’ry day,
Ev’ry night, ev’ry day,
Ev’ry night and day!
How does God want us to pray?

2. OPENING CIRCLE TIME, continued

★ = follow the stars for a short & simple lesson plan

Learning the Bible Truth

VISUAL take out
AID



of BQB

VISUAL AID
All the Bible Truths Sign

★ "Every Night and Day!" is a good beginning, but there's so more to learn. So it's time for us to dig down even deeper for more answers to our Big Question about God. We're going to be learning **FOUR** Bible truths that all tell us more about how God wants us to pray.

Who would like to hand me the picture with our four Bible truths on it? It's in the Big Question Box/Briefcase." *Choose a child to get it and hand it to you, then hold it up and show them the pictures of the four truths they will be learning.*

Bible Truth Clue

VISUAL take out
AID



of BQB

Bible Truth Clue Sign,
front side
VISUAL AID

After everyone has had a good look, say...

"Ok, now let's look at our Bible Truth Clue sign and see if we can figure out which of these four truths we will be learning about today. Who would like to get it out of the Big Question Briefcase for me?"

Choose a child to open the briefcase, take out the Bible Truth Clue sign and hand it to you. Hold up the front side for the children to see. Cover up the answer, written along the bottom, and say:

**"How Does God Want Us to Pray?
Every Night and Day...
He Wants Us to ???? Him!"**

Hint

We're missing one word. Here's the hint to what the missing word is. It says: "This word means telling someone how wonderful they are. This word starts with the letter "P" and it rhymes with "raise."

Can you guess? It's "Praise."

So, the Bible Truth we are learning today is:
(uncover answer from bottom of sign, show it to them and say:)

★ **"How Does God Want Us to Pray?
Every Night and Day...
He Wants Us to PRAISE Him!"**

Bible Truth Meaning

★ And here is what this Bible Truth means: *(read the meaning off of the back of the sign, say:)*
Prayer is talking to God and listening to Him. Prayer is a little taste of the forever happiness God's people will have with Him in heaven.

God's people praise God when they pray. They think about what God is like and they tell Him how wonderful He is. God's people praise Him for being their Maker. They praise Him for being all-powerful and all-loving. They praise Him for knowing everything and using all their sadnesses for good. They praise Him for being holy. Most of all, they praise Him for being their Savior. In heaven, God's people will praise God forever and ever. They will never run out of ways to praise Him.

We can be God's people when we turn away from our sins and trust in Jesus as our Savior. God wants us to praise Him, too!

2. OPENING CIRCLE TIME, continued



= follow the stars for a short & simple lesson plan

Learning the Bible Verse

"And how do I know this is true? God tells me so in His special book, the Bible."

The Bible Chant Song

Say or sing the Bible Chant Song.

lyrics and sheet music, Appendix A

The Bible Chant Song

DDD ESV Songs 14, track 9

The Bible, the Bible,
Let's get out the Bible.
Let's hear what God has to say.
The Bible, the Bible,
God's given us the Bible.
It's His Word for us to learn and obey! Yay!

Bible Verse

DDD 14.1 Bible Verse-front side (in the DDD Bible folder)

VISUAL AID Place verse in take out



of BQB
DDD Bible Folder

*found in the DDD Unit 14 Visual Aids, ESV Book

"Who would like to get our Bible folder out of the Big Question Briefcase for me?"

Choose a child to open the briefcase, take out the "Bible" folder and hand it to you. Remove the Bible Verse Picture from the "Bible" folder and hold it up for all the children to see, then say:

Psalm 40:16 tells us:



Psalm 40:16, ESV

"May all who seek you rejoice and be glad in you; may those who love your salvation say continually, "Great is the LORD!"

Learn a Little: "Rejoice and be glad, say, "Great is the LORD!"


Bible Verse Meaning



What does that mean?

God's people love to think about God and praise His name! He is the one, true God. He is so great, and He has been so very good to them! He has saved them from their sins through Jesus!

2. OPENING CIRCLE TIME, continued

 = follow the stars for a short & simple lesson plan

**Bible Verse
Song**

*lyrics and sheet music,
Appendix A*

You might also enjoy:

*Make a Joyful Noise
Psalm 100:1-6 ESV
DDD ESV Songs 14,
track 21;*

*Noise, Noise, Noise
Psalm 100:1-4. ESV
DDD ESV Songs 14, track 22*

*Proclaim the Name
Deuteronomy 32:4 ESV
DDD ESV Songs 14, track 23*

*I Will Proclaim
Deuteronomy 32:4 ESV
DDD ESV Songs 14, track 24*

We've said our Bible verse, now let's sing it!

May All Who Seek You Rejoice: Psalm 40:16

DDD ESV Songs 14, Track 20

Refrain:

May all who seek you rejoice and be glad in you,
May those who love your salvation say,
May all who seek you rejoice and be glad in you,
May those who love your salvation say:
"Great is the LORD, great is the LORD!
Great is the LORD, great is the LORD!
Great is the LORD, great is the LORD!
Great is the LORD, great is the LORD!"

Verse 1

He drew me out from the pit of destruction,
Out of the miry bog,
And set my feet upon a rock,
Making my steps secure. *Refrain*

Verse 2







He put a new song in my mouth,
A song of praise to our God,
Many will see, see and fear,
And put their trust in the LORD. *Refrain*

Psalm Forty, verse two, three and sixteen

2. OPENING CIRCLE TIME, continued



= follow the stars for a short & simple lesson plan

<p>Getting into the Case</p>	<p>"Now it's time to do a bit more deep down investigating. Let's see what Detective Dan wants us to help him figure out. Would someone like to get it out for me?"</p>
<p>Listening Assignments</p> <p>Place in  take out  of BQB</p>	<p>NOTE: Listening assignments are most suitable for ages 3+. Skip straight to the Bible story (see bottom of this page), if working with 2 year olds.</p> <p>"Let's open up our listening assignment and see what we are supposed to figure out today.</p> <p>Choose a child to take out the Listening Assignment (from the DDD Bible Folder) and hand it to you. Read Detective Dan's letter to the children that includes the listening assignment. The listening assignments are summarized below:</p>
<p>VISUAL AID</p> <p></p> <p>DDD Unit 14 Visual Aids, ESV</p>	<p>Detective Dan's Lesson #1 Listening Assignment:</p> <p>I need to find out:</p> <ol style="list-style-type: none"> 1. Who was waiting? What were they eager (excited) to happen? 2. When happened inside of them when it did happen?
<p>VISUAL AID</p> <p></p> <p>DDD Unit 14 Visual Aids, ESV</p>	<p>Detective Dan's Lesson #2 Listening Assignment:</p> <p>Our Bible Verse is: Psalm 40:16, ESV</p> <p>"May all who seek you rejoice and be glad in you; may those who love your salvation say continually, "Great is the LORD!"</p> <p>I need to find out:</p> <ol style="list-style-type: none"> 1. Who praised the LORD for being so great? 2. What did he do that was so great?
<p>VISUAL AID</p> <p></p> <p>*Listening Assignment #3 includes the Assignment Sheet, plus 6 clue pictures*</p> <p>DDD Unit 14 Visual Aids, ESV</p>	<p>Detective Dan's Lesson #3 Listening Assignment:</p> <p>I found six clues, but only 4 of them are in the story. They are: a rabbit, an enemy, a pitcher, the Temple, a song of praise, and a praying king. Hold each of them up for the children to see as you identify them.</p> <p>I need to figure out:</p> <ol style="list-style-type: none"> 1. Which four belong in the story and which two don't? 2. Who praised the LORD for rescuing them from all of their strong enemies?
<p>Tell the Bible Story</p> <p>Place story & pics in  take out  of BQB</p> <p>DDD Unit 14 Visual Aids, ESV</p> <p>Story text included in this book right after this lesson plan and in Visual Aids book</p>	<p>Then say, "Ok, Deep Down Detectives! Put on your best listening ears and see if you can hear the answers to Detective Dan's questions. When I finish telling the story, we will see if we can answer all the questions."</p> <p>Bible Story: The Case of the Middle of the Mess 2 Chronicles 19-20</p> <p>Read the Bible Truth story, putting up the Storyboard Pictures/holding up the Story Scenes as you tell it. Then have the children answer the listening assignment, present the gospel and lead in prayer.</p> <p>*Answers to questions, the gospel and ACTS prayer are included with the story text.*</p>

Lesson Plan: Big Question 14, Bible Truth 1

use with all THREE lessons

2. OPENING CIRCLE TIME, continued

★ = follow the stars for a short & simple lesson plan

<p>Story Response Song(s)</p> <p>Hymn</p> <p><i>lyrics and sheet music, Appendix A</i></p>	<p><i>As attention span and time allow, you might want to end with one of the following songs which also tie in with the unit. If desired, use the Music and Movement activity ideas while singing (listed with the Response Activities).</i></p> <p>What a Friend We Have in Jesus <i>DDD ESV Songs 14, track 18</i></p> <p>Verse 1 What a friend we have in Jesus, All our sins and griefs to bear! What a privilege to carry, Ev'rything to God in prayer!</p> <p>Verse 2 Have we trials and temptations? Is there trouble anywhere? We should never be discouraged, Take it to the Lord in prayer!</p> <p>Tie-in: "How does God want us to pray? Every night and day! Why does God want us to pray to Him every night and day? This song tells us some reasons. We pray to Him because when we trust in Jesus as our Savior, Jesus is our great loving and powerful friend--like no other friend we will ever have! He will forgive our sins. He will comfort us when we are sad. When we are tempted to disobey God, we can ask Him to help us...and He will! In trials and troubles and griefs (those are just big words for bad and sad things) God is always there to help us. What a great friend Jesus is to those who trust in Him!"</p>
--	--






<p>Praise Song</p> <p><i>lyrics and sheet music, Appendix A</i></p>	<p>Praise Song: Lord, I Want to Be a Christian <i>DDD ESV Songs 14, track 19</i></p> <p>Verse 1 Lord, I want to be a Christian in my heart, in my heart, Lord, I want to be a Christian in my heart. In my heart, in my heart, Lord, I want to be a Christian in my heart</p> <p>Verse 2 Lord, I want to be more loving in my heart, in my heart, Lord, I want to be more loving in my heart. In my heart, in my heart, Lord, I want to be more loving in my heart.</p> <p>Verse 3 Lord, I want to be more holy in my heart, in my heart, Lord, I want to be more holy in my heart. In my heart, in my heart, Lord, I want to be more holy in my heart.</p> <p>Tie-in: "How does God want us to pray? Every night and day! The Lord wants us to pray to Him and ask Him to help us to obey Him and love Him. That's what Christians--God's people--do! Let's sing a prayer asking God to help us right now!"</p>
--	--

3. TAKING ACTION: Response Activities *(choose from among these activities)*

<p>Transition to Activities</p>	<p>★ Well, Deep Down Detectives, you've done a great job diggin' deep down for answers in the truths of God's Word. Now it's time to enjoy some activities."</p> <p><i>Tell children what activity/s you are providing for them: either free play or some of the response activities listed below. When you are ready to dismiss them, use this song to help the children transition in an orderly fashion to their next activity.</i></p>
--	--

<p>Classroom Song, verse 2</p> <p><i>lyrics and sheet music, Appendix A</i></p>	<p>"Children, let's sing our Time to Play Song. When we are finished you may get up and walk over to our next activity."</p> <p>Classroom Song, verse 2 <i>DDD ESV Songs 14, track 2</i></p> <p>We've gathered together to worship God, We've gathered together to worship God, And now it's time to play.</p> <p><i>Dismiss the children to whatever activities you have prepared for them to do.</i></p>
--	--

3. TAKING ACTION: Response Activities (choose from among these activities) ★ = short & simple lesson plan

<p>Response Activities</p>	<p>Choose one or more activities appropriate for your children, based on classroom time and developmental needs. Add the Discussion Sheet to any activity for deeper learning. ★</p>
<p>Bible Verse Memory Game</p> <p><i>game directions, Appendix B</i></p>	<p>Though listed with the opening activities, you may choose to use this Bible verse game here instead (or as a repeat).</p> <ul style="list-style-type: none"> • Lesson 1 Game: Roll 'n' Toss • Lesson 2 Game: Block Clapping • Lesson 3 Game: Meet, Greet and Keep It Up <p>Use the Discussion Sheet with this activity for even deeper learning ★</p>  <p>Discussion Questions</p>
<p>Music, Movement & Memory Activity</p> <p><i>game directions, Appendix B</i></p>	<p>A music activity that uses the songs from the Bible Truth and Big Question unit.</p> <ul style="list-style-type: none"> • DDD Songs for this Bible Truth, plus: • Lesson 1 Activity: Clap, Tap and Say • Lesson 2 Activity: Block Clappers • Lesson 3 Activity: Lullabies, Bells and Lions <p>Use the Discussion Sheet with this activity for even deeper learning ★</p>  <p>Discussion Questions</p>
<p>Bible Story Review Game</p> <p><i>game directions, Appendix B</i></p>	<p>A game that uses the storyboard pictures from the story to review the story.</p> <ul style="list-style-type: none"> • Lesson 1 Game: Fix Up the Mix Up • Lesson 2 Game: Take Me through the Tunnel • Lesson 3 Game: Missing in Action <p>Use the Discussion Sheet with this activity for even deeper learning ★</p>  <p>Discussion Questions</p>
<p>Coloring Pages/ Take Home Sheets</p> <p><i>in Appendix C</i></p> <p>★</p>	<p>A coloring page related to the lesson assignment question is provided for each lesson. On the back of each are the key concepts, a few questions and a song for parents to use with their children.</p> <p>NOTE: Upgrade your coloring sheet to a more interesting craft by offering simple embellishments, such as jiggly eyes, craft sand, glitter, glitter glue, colored paper dots (made with a hole punch), fabric scraps, etc. Make cut-to-size glued-on clothes, hair, etc for characters by using a copy of the coloring sheet, cutting out the selected portions and making them the patterns for whatever you want to cut out of fabric, paper, foil, etc.</p> <ul style="list-style-type: none"> • Lesson 1 Coloring Sheet Emphasis: Bible Truth • Lesson 2 Coloring Sheet Emphasis: Bible Verse • Lesson 3 Coloring Sheet Emphasis: ACTS Prayer <p>Use the Discussion Sheet with this activity for even deeper learning ★</p>  <p>Discussion Questions</p>
<p>Extra Crafts: Big Question Craft <i>in Appendix C</i></p> <p>Bible Verse Craft <i>in Appendix C</i></p> <p>Bible Story Puzzle <i>in Appendix C</i></p>	<p>These crafts are slightly more complex than the coloring/take home sheets:</p> <p>The Bible Concept Go-and-Tell Craft is a craft that summarizes the Bible concept and includes the Bible verse is included for those desiring more than a coloring sheet. This more complex craft will involve gluing, sticking, etc. Can be used at any time.</p> <p>The Bible Story Coloring Sheet provides a tie in between the Bible story and the Bible truth they are learning.</p> <p>The Storyboard Picture Placement Page has been made into a puzzle that can be cut out and re-assembled by the children. This provides a nice summary of the story.</p> <p>Use the Discussion Sheet with these activities for even deeper learning ★</p>  <p>Discussion Questions</p>
<p>Free Play Activities ★ <i>ideas in Appendix D</i></p>	<p>Offer your own or some of the easy-to-make, free play activities suggested in Appendix D.</p>

4. CLOSING CIRCLE TIME *(End-of-session activities for the last 5-10 minutes of class time)*

 = short & simple lesson plan

<p>Transition to Closing Circle</p> <p>Classroom Song, verse 3</p> <p><i>lyrics and sheet music, Appendix A</i></p>	<p><i>Use this song to help the children transition in an orderly fashion. Start singing this song and ask the children to gather with you for Closing Circle Time.</i></p> <p>Classroom Song, verse 3 <i>DDD ESV Songs 14, track 3</i></p> <p>It's time to get ready to go and tell, It's time to get ready to go and tell, Come gather here with me.</p>
<p>Closing Circle Time</p> <p>Classroom Song, verse 4</p> <p><i>lyrics and sheet music, Appendix A</i></p>	<p><i>When children are settled in the circle, say:</i></p> <p>"It's almost time for your parents to come pick you up. And do you know what that means? It means.... (draw this out to build anticipation and excitement)...that it's almost time to go home and....it's almost time to...Go and Tell! We have learned some big news about God today. God wants us to take and tell it to the whole world!"</p> <p>Classroom Song, verse 4 <i>DDD ESV Songs 14, track 4</i></p> <p>So what's our big news to go and tell, So what's our big news to go and tell, Can you tell me now?</p>
<p>Big News to Tell</p> <p>Big Question 14</p> <p><i>VISUAL AID</i></p> <div style="border: 1px solid black; background-color: #90EE90; padding: 2px; display: inline-block; margin: 5px;">#1</div> <p><i>*found in DDD Unit 14 Visual Aids, ESV Book</i></p> <p><i>lyrics and sheet music, Appendix A</i></p> <p>Big Question 14, Bible Truth 1</p> <p><i>VISUAL AID</i></p> <div style="border: 1px solid black; background-color: #90EE90; padding: 2px; display: inline-block; margin: 5px;">#3</div>	<p>"Let's see....there's so much big news to tell! There's so much we've learned!</p> <p>First of all, can you tell me the answer to our Big Question: "How Does God Want Us to Pray?" <i>Hold up the Bible Truth Clue Picture.</i></p> <p>Say the answer with me: "Every Night and Day..."</p> <p><i>(If desired, you can sing one/both of the Big Question songs.)</i> <i>DDD ESV Songs 14, tracks 12,13</i></p> <p>And what's one way He does this? What did we learn? <i>Point to the picture.</i></p> <p>He Wants Us to Praise Him!</p> <p>"And how do I know this is true? Can you tell me?"</p>
<p>Big Question 14 Bible Truth 1 Bible Verse</p> <p><i>VISUAL AID</i></p> <div style="border: 1px solid black; background-color: #90EE90; padding: 2px; display: inline-block; margin: 5px;">#4</div> <p><i>*found in the DDD Unit 14 Visual Aids, ESV Book</i></p> <p><i>lyrics and sheet music, Appendix A</i></p>	<p>Say it with me: "The Bible tells me so!" That's right!</p> <p>We learned: Psalm 40:16, ESV</p> <p>"May all who seek you rejoice and be glad in you; may those who love your salvation say continually, "Great is the LORD!"</p> <p>Learn a Little: "Rejoice and be glad, say, "Great is the LORD!"</p> <p>What This Means:</p> <p>God's people love to think about God and praise His name! He is the one, true God. He is so great, and He has been so very good to them! He has saved them from their sins through Jesus!</p> <p><i>(If desired, you can sing the Bible verse song.)</i> <i>DDD ESV Songs 14, track 20</i></p>

4. CLOSING CIRCLE TIME, continued



= follow the stars for a short & simple lesson plan

<p>Closing ACTS Prayer Time</p> <p>ACTS Prayer Chant</p> <p><i>lyrics and sheet music, Appendix A</i></p>	<p><i>Let's ask God to help us to remember this and even tell others this good news. Let's get ready and pray our ACTS prayer.</i></p> <p><i>And what does ACTS mean? Let's sing/say our ACTS Prayer Chant!</i></p> <p>ACTS Prayer Chant Song <i>DDDESV Songs 14, tracks 10,11</i></p> <p>A, Adoration, God, we praise You! C, Confession, Forgive us our sins. T, Thanksgiving, Thank You for Jesus, S, Supplication, Help us to live like Him.</p> <p style="text-align: right;">That's the ACTS prayer, my friend, Bow your head, Close your eyes, Shhh, Let's begin.</p>
---	---

<p>Closing ACTS Prayer</p>	<p>"Let's pray!"</p> <p><i>Lead the children in the ACTS prayer for this Bible Truth.</i></p> <p>A We praise You, God. You are the great, one, true God, yet You invite us to talk to You. How amazing!</p> <p>C God, You alone are God, and how very good You are! Yet, we so often do not praise You as You deserve. We forget who You are and what You have done. Too often, we think more about ourselves than You. We need a Savior!</p> <p>T Thank You, God, for always deserving our praise! You never change! You treat us so much better than we could ever deserve! You are so patient with us! You give us so many reasons to praise You every day.</p> <p>S God, work in our hearts. Help us to turn away from our sins and trust in Jesus as our Savior. Help us to praise You throughout the day. Fill our hearts with love for You. Help us live our lives for You so that others can see how good You are and will want to praise You, too. In Jesus' name, we pray. Amen.</p>
-----------------------------------	--

5. TAKING IT HOME *(Take Home Sheet)*

<p>Clean up and Dismissal </p>	<p>"Now it's time to work together and clean up." <i>Have the children join you in cleaning up the room.</i></p>
<p>Coloring Pages/ Take Home Sheets </p> <p><i>in Appendix C</i></p>	<p><i>Give out the craft/take home sheet and any other papers from the session, as you dismiss children from class.</i></p> <p><i>(Reminder: The back side of the coloring page is the take home sheet for each lesson.)</i></p>
<p>Bible Story to Take-Home</p> <p><i>in Appendix C</i></p>	<p>You may also want to include a copy of the story along with the take home sheet. (However, each coloring sheet/take home sheet includes a note to parents telling where they can download the story from the Parent Resources section on the website.</p>

The Case of the Middle of the Mess*2 Chronicles 19-20***Story-telling Tips**

Ahead of time:

1. Read the Bible verses and story. Pray!
2. Choose story action cues and prepare storyboard figures/Story Scenes, if using. (In Visual Aids book)
3. Practice telling story with the storyboard figures/Story Scenes, timing your presentation. Shorten, if necessary.

During your presentation:

1. Maintain as much eye contact as possible as you tell the story.
2. Put up storyboard figures/add story action cues/hold up Story Scenes as you tell the story. Allow the children to help you put them on the board, if desired.
3. Include the children in your story with a few questions about what they think will happen or words/concepts that might be new to them.
4. Watch the kids for signs that their attention span has been reached. Shorten, if necessary.

INTRODUCTION/ LISTENING ASSIGNMENTS

“Our story is called: The Case of the Middle of the Mess. Here is your listening assignment... ” *Read the assignment for your lesson using Detective Dan’s Listening Assignment sign or the text below:*

Detective Dan’s Lesson #1 Listening Assignment:

I need to find out:

1. **Who was stuck in the middle between strong enemies? What (trouble) mess were they in?**
2. **Who got them out of the mess and how did He do it?**

Detective Dan’s Lesson #2 Listening Assignment:**Our Bible Verse is: Psalm 40:16, ESV**

“May all who seek you rejoice and be glad in you; may those who love your salvation say continually, “Great is the LORD!”

I need to find out:

1. **Who praised the LORD for being so great?**
2. **What did he do that was so great?**

Detective Dan’s Lesson #3 Listening Assignment:

I found six clues, but only 4 of them are in the story.

They are: a rabbit, an enemy, a pitcher, the Temple, a song of praise, and a praying king.

Hold each of them up for the children to see as you identify them.

I need to figure out:

1. **Which four belong in the story and which two don’t?**
2. **Who praised the LORD for rescuing them from all of their strong enemies?**

Read the assignment questions, THEN SAY,

“Ok, Deep Down Detectives! Put on your best listening ears and see if you can hear the answers to Detective Dan’s questions. When I finish telling the story, we will see if we can answer all the questions.”

Read the Bible Truth story, answer questions, present the gospel and lead in prayer. Answers to questions; the gospel; and, ACTS prayer are included with the story text.

The Case of the Middle of the Mess *2 Chronicles 19-20**Story with lines separating paragraphs (text in bold, optional interaction cues in italics)*

Our story is about a king named Jehoshaphat. What a funny-sounding name! Can you say it?

Say "Jehoshaphat."

Well, King Jehoshaphat may have had a funny-sounding name, but let me tell you, he had to face some very scary things that were not funny at all!

You see, Jehoshaphat was king in the little land of Israel which was surrounded by lots of powerful enemies! There were the Syrians up in the mountains to the north. And, the Philistines next to the sea in the west. And in the mountains to the east, there were THREE MORE powerful enemies: the Ammonites, Moabites, and the Meunites. Now that's a lot of enemies!

Can you count how many enemies that is? One, two, three, four, five!

And what did all these enemies want? They all wanted the same thing: the little land of Israel, where King Jehoshaphat and the people of Israel lived.

Did King Jehoshaphat and the people of Israel want their enemies to have their land?

What do you think?

No, they certainly did not, and for some very good reasons.

THIS was the special land that the LORD had given the people of Israel to live in. THIS was the place where the Temple was-- the LORD's special worship place. There was no other place in the whole world like Israel. THIS was the place where people could come praise the LORD, learn His Word, and live happily by His good laws.

If these enemies came in and took the land, everything would change. Not only would their enemies get rid of King Jehoshaphat and all the people of Israel, but they would also get rid of the Temple and the Bible, God's Word, too. They had fake gods they worshiped. They would most certainly stop worshipping the LORD and obeying His Word.

King Jehoshaphat knew this. He loved the LORD very much. He wanted the land of Israel to stay a place where people worshiped the LORD, learned the Bible, and happily obeyed His laws. So you can see, it would be a very, very, VERY bad thing for these enemies to come and take the land of Israel. And, you can see why King Jehoshaphat, the king with the very funny-sounding name, had to face something that was not funny at all.

One day, King Jehoshaphat received some awful news. "King Jehoshaphat! King Jehoshaphat! The three, powerful enemies in the east mountains have all joined together!" they exclaimed. "They are planning to attack us and take our land!" they told him. "Oh, king! There are so many of them and so few of us. They know we can't beat them! They are so sure they will win that they are coming with their bags packed. They plan to move in right away!" the messengers said.

Story with lines separating paragraphs (text in bold, optional interaction cues in italics)

This really was bad, bad news! King Jehoshaphat was afraid. What could he do? He knew that his people weren't strong enough to fight off all these big enemies.

But, even though he was afraid, and, even though he knew that he and the people of Israel weren't strong enough to fight off all these enemies, King Jehoshaphat DID know who WAS strong enough. Do you know who? I bet you can guess.

Who do you think it was?

It was the LORD! HE was strong enough to fight off even the strongest enemies!

So, as scared as King Jehoshaphat was, he gathered all the people together in Jerusalem at the Temple, the LORD's special worship place. And there, he led them in praising the LORD: "LORD, You are God in heaven. You rule over everyone, even all of our enemies. You are so powerful that no one can beat You!" he exclaimed.

Then King Jehoshaphat prayed: "LORD, You gave us this land, and now our now our enemies want to take it away. We can't beat them. They are too powerful for us. We don't know what to do, but our eyes are on You. Please help us!" he pleaded. Would the LORD hear their prayers? Would He help them?

What do you think?

Yes, indeed! The LORD heard their prayers and answered them through Jahaziel, a teacher of God's Word. "Listen, King Jehoshaphat and people of Israel! The LORD says to you: Don't be afraid or worried about all these enemies. The battle is Mine, not yours. I will fight it for you. Go out and face your enemies tomorrow. Have faith in Me and watch Me save you," the LORD promised.

How happy were King Jehoshaphat and the people of Israel! They bowed down before the LORD. As they worshiped Him with their faces to the ground, the teachers of God's Word stood up, raised their hands, and praised the LORD with a very LOUD VOICE!

The people of Israel went out early the next morning to face their enemies. Oh, what a lot of enemies there were! All were fierce and all were ready to fight. They came with all of their packed things. They were sure they would beat the soldiers of Israel and make Israel their new home that very day!

But King Jehoshaphat and the people stood firm. "Believe in the LORD," King Jehoshaphat told the people. "Teachers of God's Word, walk in front of our soldiers. Sing and praise the LORD," he ordered them.

Everyone did just what King Jehoshaphat told them to do. The teachers stepped out first and faced the enemies. The soldiers came and stood behind them. "Give thanks to the LORD for He is faithful. His love never stops," the teachers praised the LORD in their songs.

And as they sang, the LORD kept His promise. He caused the enemies to turn on each other and fight until they were all gone. The LORD had fought the battle and WON!

Then, how King Jehoshaphat and all the people rejoiced! How they praised the LORD! Their enemies were gone! Their land was safe! They didn't have to be afraid anymore! And best of all, Israel would still be the place where people could praise the LORD, learn His Word, and live happily by His good laws.

Once more King Jehoshaphat, the people, and the teachers of God's Word gathered together to praise the LORD. With harps, trumpets, and lyres they went back to the Temple and sang their joyful praises to the LORD. He was the great, one true God. He had rescued them from their strong enemies!

Cracking the Case: (story wrap-up for Listening Assignments)

It's time to see how we did with our Listening Assignment.

Detective Dan's Lesson 1 Listening Assignment:

1. Who was stuck in the middle between strong enemies? What (trouble) mess were they in? King Jehoshaphat and the people of Israel. Their strong enemies were planning to take their land and live in it, themselves.

2. Who got them out of the mess and how did He do it? The LORD got them out of the mess. He fought for them. He got rid of their enemies and rescued them.

For You and Me:

King Jehoshaphat and the people praised the Lord for rescuing them! He is the great God who does even impossible things to rescue His people. Even greater than the rescue in our story today, is how God rescues us through His Son, Jesus. He sent Jesus to suffer and die on the cross to save all who turn away from their sins and trust in Him as their Savior. On the third day, Jesus rose from the dead in victory. God can rescue us from our sins, too. Ask Him to help you become one of His people. He loves to help us do this!

Detective Dan's Lesson 2 Listening Assignment:**Our Bible Verse is: Psalm 40:16, ESV**

"May all who seek you rejoice and be glad in you; may those who love your salvation say continually, "Great is the LORD!"

I need to find out:

1. Who praised the LORD for being so great? King Jehoshaphat and the people of Israel.

2. What did He do that was so great? He fought against their enemies, Himself, and got rid of them.

For You and Me:

King Jehoshaphat and the people praised the Lord for rescuing them! He is the great God who does even impossible things to rescue His people. Even greater than the rescue in our story today, is how God rescues us through His Son, Jesus. He sent Jesus to suffer and die on the cross to save all who turn away from their sins and trust in Him as their Savior. On the third day, Jesus rose from the dead in victory. God can rescue us from our sins, too. Ask Him to help you become one of His people. He loves to help us do this!

Detective Dan's Lesson 3 Listening Assignment:

Our six clues were: a rabbit, an enemy, a pitcher, the Temple, a song of praise, and a praying king.

1. Which four belong in our story?

The enemy, Temple, song of praise and the praying king belong. The rabbit and the pitcher do not.

2. Who praised the LORD for rescuing them from all of their strong enemies? King Jehoshaphat and all of the people of Israel with him.

For You and Me:

King Jehoshaphat and the people praised the Lord for rescuing them! He is the great God who does even impossible things to rescue His people. Even greater than the rescue in our story today, is how God rescues us through His Son, Jesus. He sent Jesus to suffer and die on the cross to save all who turn away from their sins and trust in Him as their Savior. On the third day, Jesus rose from the dead in victory. God can rescue us from our sins, too. Ask Him to help you become one of His people. He loves to help us do this!

The Gospel (story wrap-up if NOT using Listening Assignments)**Our Bible Truth is:****How Does God Want Us to Pray?****Every Night and Day...****He Wants Us to Praise Him!**

How does God want us to pray? Every night and day... He wants us to praise Him. There are many things God's people can praise Him for being, but the greatest one is for being their Savior.

God's people praise Him for sending Jesus to die on the cross and pay the punishment for their sins. They praise Him for working in their hearts and helping them turn away from their sins and trust in Jesus as their Savior.

If we turn away from our sins and trust in Jesus as our Savior, God will forgive us and save us. Then, we, too, will be able to join all of God's people in praising God as our great Savior.

Close in prayer.

Closing ACTS Prayer

- A** We praise You, God. You are the great, one, true God, yet You invite us to talk to You. How amazing!
- C** God, You alone are God, and how very good You are! Yet, we so often do not praise You as You deserve. We forget who You are and what You have done. Too often, we think more about ourselves than You. We need a Savior!
- T** Thank You, God, for always deserving our praise! You never change! You treat us so much better than we could ever deserve! You are so patient with us! You give us so many reasons to praise You every day.
- S** God, work in our hearts. Help us to turn away from our sins and trust in Jesus as our Savior. Help us to praise You throughout the day. Fill our hearts with love for You. Help us live our lives for You so that others can see how good You are and will want to praise You, too.

In Jesus' name, we pray, Amen.

Go to Lesson Plan, p.9 for the script to the rest of the lesson.

Deep Down Discussion Sheet

use with all THREE lessons

P.2

Questions to aid discussion of the key concepts and for use in games

<p>THE GOSPEL</p>	<p>What is the good news of God? <i>The gospel! There are many things about God that God's people can praise Him for being, but the greatest one is the good news that He is their Savior. God's people praise God for sending His Son, Jesus, to live a perfect life and to offer it as the full payment for their sins when He died on the cross. They praise Him for rising from the dead on the third day in victory over sin and death for them. They praise Him for working in their hearts and helping them turn away from their sins and helping them trust in Jesus as their Savior. If we turn away from our sins and trust Jesus as our Savior, God will forgive us and save us. Then, we will be able to join all of God's people in praising God as our great Savior. Ask Him to help you! He loves to do this!</i></p>
<p>BIBLE TRUTH BIBLE VERSE</p> <p>Meaning</p> <p>Discussion Questions</p> <p><i>choose a few</i></p>	<p>"May all who seek you rejoice and be glad in you; may those who love your salvation say continually, "Great is the LORD!" -- Psalm 40:16, ESV</p> <p>Learn a Little: "Rejoice and be glad, say, "Great is the LORD!"</p> <p>God's people love to think about God and praise His name! He is the one, true God. He is so great, and He has been so very good to them! He has saved them from their sins through Jesus!</p> <ol style="list-style-type: none"> 1. Who do God's people rejoice in? Who makes them so glad? <i>The LORD.</i> 2. What do God's people especially praise Him for doing through Jesus? <i>For saving them.</i> 3. How often do God's people like to praise Him? <i>All the time---continually!</i> 4. How can we become God's people and know Him as our Savior? <i>We can turn away from our sins and trust in Jesus as our Savior.</i>
<p>BIBLE STORY</p> <p>Discussion Questions</p>	<p>The Case of the Middle of the Mess</p> <p><i>choose a few</i></p> <ol style="list-style-type: none"> 1. What was the scary thing that King Jehoshaphat faced? <i>Enemies surrounded his land and wanted to take it.</i> 2. What was so special about Israel? What would be so bad about the enemies taking the land? <i>God gave this land to the people of Israel. This is where His special worship place, the Temple, was. There was no other place like it in the world where the LORD was worshiped and where people could learn and live by His Word, the Bible.</i> 3. What did King Jehoshaphat do when he heard about all the enemies who were about to attack? <i>He gathered together the people to pray to the LORD. and ask for His help.</i> 4. What did the LORD tell King Jehoshaphat and the people to do? <i>Not to worry. He would fight the battle for them. They were to go out and praise the LORD.</i> 5. What happened when King Jehoshaphat and the people did this? <i>The LORD confused the enemies so that they turned on each other and died.</i> 6. The greatest thing we can praise God for being is our Savior. How can God become our Savior and we become one of God's people? <i>We can turn away from our sins and trust in Jesus as our Savior. God will forgive our sins and send the Holy Spirit to live in our hearts.</i>