

# **DEEP DOWN DETECTIVES**

A decorative flourish consisting of a horizontal line with a small loop in the center, flanked by two teardrop-shaped elements.

**Unit 4, Volume 2**

**Small Format Visual Aids, NIV**

**The God Like None Other**

**Bible Truths 5-8**

**(with Small Format Storyboard Pictures)**



Curriculum for preschool and elementary age children,  
training tools, music and other resources  
are available for download or to order at:  
[www.praisefactory.org](http://www.praisefactory.org)

© 2017 Praise Factory Media all rights reserved. May be reproduced by licensed user for classroom purposes only.

This and many other resources are available online at [www.praisefactory.org](http://www.praisefactory.org)

Scripture quotations marked (NIV) are taken from the Holy Bible, New International Version®, NIV®. Copyright © 1973, 1978, 1984 by Biblica, Inc.™ Used by permission of Zondervan. All rights reserved worldwide.[www.zondervan.com](http://www.zondervan.com)

Scripture quotations marked (ESV) are from The Holy Bible, English Standard Version® (ESV®), copyright © 2001 by Crossway, a publishing ministry of Good News Publishers. Used by permission. All rights reserved.

Scripture quotations marked HCSB are taken from the Holman Christian Standard Bible®, Copyright © 1999, 2000, 2002, 2003, 2009 by Holman Bible Publishers. Used by permission. Holman Christian Standard Bible®, Holman CSB®, and HCSB® are federally registered trademarks of Holman Bible Publishers.



# Table of Contents

<b>About the Deep Down Detectives Visual Aids</b>	<b>5</b>
<b>Unit 4: The God Like None Other</b>	
<b>Can Anybody Tell Me What the LORD Is Like? He's Not Like Anyone Else!</b>	
<b>Bible Truth 5: He Knows Everything There Is to Know</b>	<b>7</b>
Story	9
Big Question and Answer Sign	13
Unit 4 All Bible Truths Sign	15
Bible Truth 5 Concept Sign	17
Bible Verse Sign	19
Detective Dan's Listening Assignment #1	21
Detective Dan's Listening Assignment #2	23
Detective Dan's Listening Assignment #3	25
Storyboard Pictures	33
<b>Bible Truth 6: He Is Perfectly Holy, Purely Good</b>	<b>67</b>
Story	69
Big Question and Answer Sign	75
Unit 4 All Bible Truths Sign	77
Bible Truth 6 Concept Sign	79
Bible Verse Sign	81
Detective Dan's Listening Assignment #1	83
Detective Dan's Listening Assignment #2	85
Detective Dan's Listening Assignment #3	87
Storyboard Pictures	95
<b>Bible Truth 7: He Can Do Anything He Wants to Do</b>	<b>133</b>
Story	135
Big Question and Answer Sign	141
Unit 4 All Bible Truths Sign	143
Bible Truth 7 Concept Sign	145
Bible Verse Sign	147
Detective Dan's Listening Assignment #1	149
Detective Dan's Listening Assignment #2	151
Detective Dan's Listening Assignment #3	153
Storyboard Pictures	161

## Table of Contents, continued

<b>Bible Truth 8: He Is Always Faithful, Through and Through</b>	<b>199</b>
Story	201
Big Question and Answer Sign	207
Unit 4 All Bible Truths Sign	209
Bible Truth 4 Concept Sign	211
Bible Verse Sign	231
Detective Dan's Listening Assignment #1	215
Detective Dan's Listening Assignment #2	217
Detective Dan's Listening Assignment #3	219
Storyboard Pictures	227
 <b>Other Visual Aids</b>	 <b>257</b>
Making a Big Question Box/Briefcase	258
Making a Flannelgraph Storyboard	259
Making Durable Storyboard Pictures	259
Making the Deep Down Detectives Bible Folder	260
Deep Down Detectives Bible Folder Picture Front Cover	261
Deep Down Detectives Bible Folder Picture Back Cover	263

## About Deep Down Detectives Visual Aids

### How Are They Used?



The Deep Down Detectives Visual Aids are a companion resource to be used alongside the Deep Down Detectives Core Curriculum book for each unit. These colorful pictures are used in presenting the key concepts, telling the Bible stories, and, in playing the Bible Story Review games.


### What Do They Include?



**There are six, different resources included in this book:**

- 1. Key Concept Visual Aids**-- colorful signs of the Big Question and Answer, the Bible Truths taught in each unit, the Bible verses, and the Listening Assignments used with the curriculum for each Bible Truth taught in the unit.
- 2. The Storyboard Picture Key**--a who's who of the pictures in thumbnail size.
- 3. Storyboard Suggested Picture Placement** page--how you can place your pictures up on your storyboard that works well with the story.
- 4. The Storyboard Pictures, themselves.** Notice that each picture is identified on the back for easy reference.
- 5. Directions** for how to make a homemade flannelgraph storyboard and sturdy storyboard pictures.
- 6. Directions** for making the Deep Down Detectives "Bible" Folder and the **back/front images** to paste in place when making it. (Larger back/front images are found online with the curriculum.)

### Ready, Set, Rip It Out!



This book is meant to be ripped up and made into your visual aid. The key concept signs can be cut out and laminated or slipped into sheet protectors. Cut out around the storyboard images and ideally, laminate these. Some of the biggest pictures actually need to be stuck together, before laminating.

### Store It!



Deep Down Detectives is a curriculum that can be used over and over. Store your visual aids and storyboard pictures after using them and they will serve you for many years. We store ours in manilla envelopes and then put them (along with all the rest of the curriculum) in magazine files, labeled by unit. If you have multiple classes using the curriculum, store each set of resources in separate manilla envelopes. This will make prep much simpler, second time around.

### Replacement Storyboard Pictures



You can always purchase this book again or simply go online to the [praisefactory.org](http://praisefactory.org) website (Deep Down Detectives section) and print out any pictures that go missing.





# **DEEP DOWN DETECTIVES**



**Visual Aids**

**Unit 4,**

**Bible Truth 5**

## About the Deep Down Detectives Visual Aids

### How Are They Used?



The Deep Down Detectives Visual Aids book is a companion resource to be used alongside the Deep Down Detectives Core Curriculum book for each unit. These colorful pictures are used in presenting the key concepts; telling the Bible stories; and, in playing the Bible Story Review games.

### What Do They Include?



**There are five, different resources included in this book:**

**1. Key Concept Visual Aids**-- colorful signs of the Big Question and Answer, the Bible Truth, the Bible verse, and the Listening Assignments to use with the 3 lessons for each Bible Truth.

**2. The Storyboard Picture Key**--a who's who of the pictures in thumbnail size. Some pictures are labeled "BG." These are your background pictures that you put on the storyboard before telling the story. The rest of the pictures are labeled "SB." These are pictures you put up on the storyboard as you tell the story.


**3. Storyboard Suggested Picture Placement** page--where to place the pictures on your storyboard.

**4. The pictures, themselves.** Notice that each picture is identified and numbered on the back for easy reference. The numbers correspond to the numbers in the Picture Placement Key and in the actually story script (found in the Core Curriculum book.)

**5. Directions** for making the Deep Down Detectives "Bible" Folder and the **back/front images** to paste in place when making it. (Larger back/front images are found online with the curriculum.)

**Directions** for how to make a homemade flannelgraph storyboard and sturdy storyboard pictures are found in **Appendix E in the Core Curriculum book.**

### Ready, Set, Rip It Out!



This book is meant to be ripped up and made into your visual aids. The key concept signs can be cut out and laminated or slipped into sheet protectors. Cut out around the storyboard images and ideally, laminate these. Some of the biggest pictures actually need to be stuck together, before laminating.

### Store It!



Deep Down Detectives is a curriculum that can be used over and over. Store your visual aids and storyboard pictures after using them and they will serve you for many years. We store ours in manilla envelopes and then put them (along with all the rest of the curriculum) in magazine files, labeled by Bible Truth. If you have multiple classes using the curriculum, store each set of resources in separate manilla envelopes. This will make prep much simpler, second time around.

### Replacement Storyboard Pictures



You can always purchase this book again or simply go online and print out any pictures that go missing.

### Two Sizes of Storyboard Pictures



There are two sizes of storyboard pictures to choose from: the standard, large format pictures; or, the smaller format pictures. The larger pictures are best for a big classroom and a storyboard that is at least 36" x 48." (We actually make a whole section of a wall into a felt storyboard!) The small format pictures are created to fit smaller storyboards--in the 24" x 36" to 36" by 48" range. They are most useful in the smaller class or for use at home.

**The Case of the Missing Donkeys***1 Samuel 9***Story-telling Tips**

Ahead of time:

1. Read the Bible verses and story. Pray!
2. Choose story action cues and/or prepare storyboard figures, if using. (Included in Visual Aids book)
3. Practice telling story with the storyboard pictures, timing your presentation. Shorten, if necessary.

During your presentation:

1. Maintain as much eye contact as possible as you tell the story.
2. Put up storyboard figures/add story action cues as you tell the story. Allow the children to help you put them on the board, if desired.
3. Include the children in your story with a few questions about what they think will happen or words/concepts that might be new to them.

**INTRODUCTION/ LISTENING ASSIGNMENTS**

**"Our story is called: The Case of the Missing Donkeys. Here is your listening assignment."** Read from Detective Dan's Listening Assignment signs, but questions are summarized below:

**Detective Dan's Lesson #1 Listening Assignment:****I need to find out:**

1. Who lost their donkeys?
2. What good, big plan did the LORD use the lost donkeys to bring about?

**Detective Dan's Lesson #2 Listening Assignment:****Our Bible Verse is Daniel 2:20:**

"Praise be to the name of God for ever and ever; wisdom and power are his."

**I need to find out:**

1. What stranger did the LORD tell Samuel to prepare for?
2. Why did Samuel trust the LORD to know when this stranger would come to his town?

**Detective Dan's Lesson #3 Listening Assignment:****I found six clues, but only 4 of them are in the story.****They are: an ice cream cone, a jar of oil, a man named Kish, a piano, a crown, and good food.****Hold each of them up for the children to see as you identify them.****I need to figure out:**

1. Which four belong in the story and which two don't?
2. Who praised God for being so wise and able to know everything?

**Read the assignment questions, THEN SAY,**

"Ok, Deep Down Detectives! Put on your best listening ears and see if you can hear the answers to Detective Dan's questions. When I finish telling the story, we will see if we can answer all the questions."

*Read the Bible Truth story, answer questions, present the gospel and lead in prayer.*

*Answers to questions; the gospel; and, ACTS prayer are included with the story text.*

**The Case of the Lost Donkeys** 1 Samuel 9

**Story with lines separating paragraphs (text in bold, optional interaction cues in italics)** Numbers correspond to storyboard pictures and placement upon the storyboard. Always feel free to use less pictures, if it's best for your kids. Simply black out the numbers next to pictures you do not plan to use. All pictures are found in the Visual Aids book. Put BG (background) pictures on storyboard ahead of time. SB pictures (listed below in story text) are added to board as you tell the story. These numbers are also found on the back of each picture.

*Tip: Stack pictures in numerical before telling story for easy use. Use sticky-back velcro to attach pictures to storyboard felt. Use sticky-tac putty to stick a picture on top of another picture.*

**(SB1) Kish was a man with a problem. Some of his animals were missing. Animals that were worth a lot! It wasn't his chickens. It wasn't his sheep or goats. It was another kind of animal--the kind that he used to pull his wagon and ride on, like we would use a truck or car. Can you guess what kind of animals were missing?**

*Can you guess?*

**(SB2) It was his donkeys! Kish looked everywhere for them. (SB3) He looked all over his farm....but no donkeys. He looked in the stable (Remove BG 2 and BG 3 to reveal what's inside the stable)... but no donkeys. He looked in the fields...no donkeys. He looked faraway to the hills...but still no donkeys!**

**Kish's donkeys were lost, there was no doubt about that. And Kish just had to find them! So Kish made a plan. He would send his son, Saul to go look for them.**

**“(SB4) Saul, take one of the servants and go look for the donkeys,” Kish told Saul.**

**Saul obeyed and soon he and the servant were on their way in search of the lost donkeys. Where could they be?**

**For three, long days Saul and the servant walked. They (SB5) climbed up hills and searched there...but there were no donkeys. They walked down (SB6) into valleys of green grass and searched there...but there were no donkeys. (SB7) They looked by sparkling streams of cool water, too--all the kinds of places donkeys like to go. But still there were no donkeys!**

**Where WERE those donkeys? Kish didn't know. Saul and the servant didn't know. Did anyone know? Yes, someone did know.**

*Who DID know? Can you guess?*

**That someone was (SB8) the LORD. He is the God who knows everything there is to know. And He knew exactly where those donkeys had gone off to.**

**And not only did the LORD know exactly where the donkeys were, He even planned something very good to happen to Saul as he looked for them. (SB9) The LORD had planned to use this little journey looking for donkeys to put Saul in just the right place, with just the right person to make Saul the first king of Israel. And the LORD was going to do all of this without Saul knowing even one little bit of His good, big plan!**

**Saul didn't know about God's plans, but (SB10) a man named Samuel did. Samuel was a prophet--a special messenger for the LORD. The LORD had told Samuel about Saul and His plans to make him king.**

**“(SB11) Samuel, tomorrow the man I've chosen to be king over Israel is coming to your town. He will lead the people in fighting off their enemies, the Philistines. I want you to pour the special anointing oil on his head and make him king over Israel,” the LORD told him.**

**This was big news! The LORD had chosen a man to lead the people against their enemies. And, this man was coming to Samuel's town to be anointed king...the very next day! Samuel decided to have a worship feast when Saul came to town. Up in the hills, they would offer worship gifts to the LORD, and would honor Saul with a fine dinner. There was so much to do in so little time! There were guests to invite. There were worship gifts to buy. There was the table to set for the feast, and all of the good food to prepare.**



*Story with lines separating paragraphs (text in bold, optional interaction cues in italics)*

There was so much to do in so little time! (SB12) There were guests to invite. There were (SB13) worship gifts to buy. (SB14) There was the table to be set for the feast, and good food to prepare and cook.

By the end of the day, everything was ready. The (SB15) worship gifts were offered and (SB16) the guests gathered in the dining hall up at the worship place. Everyone was ready to eat the delicious food. It looked like it was time for the feast to begin, but it couldn't. Something--really, someONE was missing.

*Can you guess who?*

It was Saul. the special guest, himself! After all, no one had told HIM about the worship feast. No one had told HIM he was going to be anointed king of Israel! He was just out looking for lost donkeys. The whole thing seemed rather silly to think that Saul would show up at the party that night, don't you think?

I guess it **WOULD** be silly, but for one thing: this was the LORD's plan and He is the God who knows everything there is to know. If He said that Saul would be there, then Saul would be there. Samuel had no doubts about that!

(SB17) Samuel left the guests and went back down to the town and who should be looking for him at the city gates, but Saul and his servant! "This is the man I told you about," the LORD told Samuel. "The man I've chosen to be king."

Saul went up to Samuel and said, "My servant says you are a great man of God and God tells you things. Can you tell me where my father's donkeys are?"

"Don't worry about your father's donkeys," Samuel told Saul. "(SB18) They've been found. They are back at home. Come up here with me to the worship feast. Sit here at the most important place. Eat the best food. We've been waiting for you to come," Samuel said.

Saul didn't understand why Samuel and the people were waiting for him, but he didn't complain. (SB19) He went with Saul up to the worship place and took the place of honor next to Samuel. He enjoyed the good food and the worship feast. And what a feast it was! Why, Samuel had even saved the very best piece of meat for HIM! Yum!

(SB20) After dinner, Samuel took Saul and his servant to his house for the night. He made them a bed on the roof, and there they slept out under the stars.

At sunrise, Samuel woke Saul and his servant. "Get up so I may send you on your way," Samuel told them. Samuel walked with them out of town. "Send your servant on ahead, Saul. I have something important from God to tell you alone," Samuel said. Saul and his servant obeyed.

(SB21) When the servant had passed ahead of them, (SB22) Samuel took out his jar of special oil and poured it on Saul's head. He kissed Saul, then said, "I have poured this oil on your head as a sign that you are to be king of Israel. The LORD has chosen you of all men. You will rule over them and you will rescue them from the enemies who live in the lands around them. In a few days, we will tell all the people. But for now keep this a secret."

(SB23) What a lot Saul had to think about as he went home with his servant! The LORD had planned to use those lost donkeys to make him king over Israel! And, the LORD had told Samuel what he would do and where he would go, even before he did it!

How could the LORD do this? Because He is the God who knows everything there is to know! He is like no one else. How amazing is the LORD!

**Cracking the Case:** (story wrap-up for Listening Assignments)

It's time to see how we did with our Listening Assignment.

**Detective Dan's Lesson 1 Listening Assignment:**

**1. Who lost their donkeys?** Kish did.

**2. What good, big plan did the LORD use the lost donkeys to bring about?** His plan to make Saul king over the people.

**For You and Me:**

The LORD still knows everything there is to know and He still weaves His good plans into everything that happens to us and to this world. We can always trust the promises that He gives us in His Word, the Bible. We can always trust Him to carry out His good plans.

**Detective Dan's Lesson 2 Listening Assignment:**

**Our Bible Verse is Daniel 2:20:**

"Praise be to the name of God for ever and ever; wisdom and power are his."

**1. What stranger did the LORD tell Samuel to prepare for?** Saul.

**2. Why did Samuel trust the LORD to know when this stranger would come to his town?** Samuel knew that the LORD was the God who knows everything there is to know. All wisdom (and power) are His. Samuel knew that if the LORD planned for Saul to come, then Saul would most definitely come. And so he did!

**For You and Me:**

The LORD still knows everything there is to know and He still weaves His good plans into everything that happens to us and to this world. We can always trust the promises that He gives us in His Word, the Bible. We can always trust Him to carry out His good plans, even when we don't understand how and when He will carry them out.

**Detective Dan's Lesson 3 Listening Assignment:**

Our six clues were: an ice cream cone, a jar of oil, a man named Kish, a piano, a crown, and good food.

**1. Which four belong in our story?** The jar of oil, the man named Kish, the crown and the good food .

**2. Who praised God for being so wise and able to know everything?** Samuel and Saul did.

**For You and Me:**

The LORD still knows everything there is to know and He still weaves His good plans into everything that happens to us and to this world. We can always trust the promises that He gives us in His Word, the Bible. We can always trust Him to carry out His good plans, even

when we don't understand how and when He will carry them out. How much more than us He knows! How wise He is!

**The Gospel** (story wrap-up if NOT using Listening Assignments)

**Our Bible Truth is:**

**Can Anybody Tell Me What the LORD Is Like?**

**He's Not Like Anyone Else...**

**He Knows Everything There Is to Know!**

Sometimes it is scary to know that God knows everything about us. We can hide some of the bad things we think or say or do from others, but we can't hide anything from God. We know that He hates sin and He will punish sin. We know that we all choose to do things our own way, not God's good way.

Isn't God so kind to us, though? He knows every bad thing about us, yet He promises to forgive every single one of them, when we repent of our sins and trust in Jesus as our Savior. And if we do, He will not ONLY forgive our sins, but He will give us a new heart to know and love Him. We will get to have special closeness in our hearts with Him for the rest of our lives. Then, one day when we die, we will go to live with Him and enjoy Him forever-- as happy as anyone can ever be! How amazing is the LORD! How good and loving He is to us! There is no one like Him! *Close in prayer.*

**Closing ACTS Prayer**

**A** We praise You, God. You know everything there is to know. There is nothing anyone can hide from You. There is nothing You need to learn. You know it already. There is no one like You!

**C** God, You know everything we think, say and do. You know that we have all chosen to disobey You. Please forgive our sins. We need a Savior!


**T** Thank You for using everything You know for Your good plans. Thank You that we can trust You to take care of us and always do what's best.

**S** Work in our hearts, God. Help us to turn away from our sins and trust in Jesus as our Savior. Help us to trust You even more. Help us to be happy with what Your plans since You know everything and always do what's best. In Jesus' name we pray, Amen.

**Go to Lesson Plan, p.9 for the script to the rest of the lesson.**



Can Anybody Tell Me What the  
LORD Is Like?



ANSWER:

He's Not Like Anyone Else!

VISUAL  
AID

#1

take out



of BQB

## The Big Question

*Hold up the Big Question sign for all the children to see, and say:*

The Big Question we are investigating today is  
Big Question Number 4:

**Can Anybody Tell Me What the LORD Is Like?**

and the Answer is:  
**He's Not Like Anyone Else!**

### Meaning:

There are many gods that people worship, but none is like the LORD. He is the one, true God. He's not like anyone else! He's always been alive--and He will never die. He's completely good and loving. He's all-powerful and all-wise. And that's just the beginning of what the LORD is like. He is so great! There will always be more of Him to know.

Let's sing our Big Question Song:"

## Big Q & A 4 Song



*DDD NIV Songs 4, track 12*

*(adapted version of "Have You Ever Seen a Lassie")*

Can anybody tell me,  
Tell me, tell me,  
Can anybody tell me,  
What the LORD is like?  
He's not like anyone else,  
Anyone else, anyone else,  
He's not like anyone else,  
That's what the LORD is like.



# BIG QUESTION 4: Eight truths about the LORD



8.



Visual  
Aid

#2

My  
Question  
Book

of BQB

## This Unit's Bible Truths

"He's not like anyone else" is a good beginning, but there's so more to learn. So it's time for us to dig down even deeper for more answers to our Big Question about God. We're going to be learning EIGHT Bible truths that all tell us more about what God is like.

Who would like to hand me the picture with our eight Bible truths on it? It's in the Big Question Box/Briefcase."

*Choose a child to get it and hand it to you, then hold it up and show them the pictures of the eight truths they will be learning.*

*After everyone has had a good look say...*

"Ok, we've learned four truths about what the LORD is like. They are: "He is a Glorious Spirit," "He Is the One, True God," "He Is Father, Son and Holy Spirit: Three Persons, but Just One God," and, "He Is Everywhere, All the Time" (point to pictures as you identify each Bible Truth). Now let's look at our Bible Truth Clue sign and see if we can figure out which of these eight truths we will be learning about today. Who would like to get it out of the Big Question Briefcase for me?"

*Choose a child to open the briefcase, take out the Bible Truth Clue sign and hand it to you.*

CAN YOU GUESS BIBLE TRUTH 5?

Can Anybody Tell me What  
the LORD Is Like?

He's Not Like  
Anyone Else...

He Knows ???,  
There Is to Know!

HINT: "It's the opposite  
of nothing. It starts with  
the letter "E."

ANSWER:  
He Knows **EVERYTHING**  
There Is to Know!



# Revealing the Bible Truth We Are Learning

*Hold up the front side for the children to see. Cover up the answer, written along the bottom, and say:*

**"Can Anybody Tell Me What the LORD Is Like?  
He's Not Like Anyone Else!  
He Knows ??? There Is to Know!"**

We're missing one word. Here's the hint to what the missing word is. It says: "It's a word that means the opposite of "nothing." It starts with the letter "E."

Can you guess? It's "Everything."

So the Bible Truth we are learning today is:

*(uncover answer from bottom of sign, show it to them and say:)*

**"Can Anybody Tell Me What the LORD Is Like?  
He's Not Like Anyone Else!  
He Knows EVERYTHING There Is to Know!"**


And here is what this Bible Truth means:

*(read the meaning off of the back of the sign, say:)*

God knows everything. He knows everything about the world. He knows everything that has happened and everything that will happen. He knows everything about us, too. He knows everything we do and say. He even knows everything we are thinking in our hearts. There is nothing about us that is hidden from God, good or bad. God even knows every one of our sins. He knows we deserve His punishment and He has provided us with a Savior—Jesus! When we tell God our sins and turn to live for Him and trust in Jesus as our Savior, He will forgive us and make us His dearly loved people. Then we can know and love God in the wonderful special closeness that He made us to enjoy with Him.



**“Praise be to the name of God for ever and ever;  
wisdom and power are his.”  
Daniel 2:20-22**



take out



of BOB



DDD 4 Bible V Picturaefront

## Bible Truth 5 Bible Verse

*Remove the Bible Verse Picture from the "Bible" folder and hold it up for all the children to see, then say:*

Daniel 2:20 tells us:

### **Daniel 2:20:**

"Praise be to the name of God for ever and ever; wisdom and power are his."

**Learn a Little:** "Praise be to the name of God for ever and ever."

### **What does that mean?**

These verses tell us that the LORD is the God who knows everything there is to know. He is completely wise. There is nothing that can be hidden from Him. He is the one who gives wisdom to make wise people wise.

"We've said our Bible verse, now let's sing it!"

*"We've said our Bible verse, now let's sing it!"*

## Praise Be to the Name of God:

### **Daniel 2:20-22**

*DDD NIV Songs 4, track 24*

Praise be to the name of God  
forever and ever,  
Wisdom and power are His forever and ever.  
He gives wisdom to the wise,  
and knowledge to the discerning.  
He reveals deep and hidden things;  
He knows what lies in darkness,  
and light dwells with Him.  
Praise be to the name of God  
forever and ever,  
Wisdom and power are His forever and ever.  
Daniel Chapter Two,  
verses twenty through twenty-two.

"Now it's time to do a bit more deep down investigating. Let's see what Detective Dan wants us to help him figure out. Would someone like to get it out for me?"





take out



Place in



Visual Aid



# Detective Dan's Listening Assignment #1



# Detective Dan's

## Listening Assignment #1



Hi, Deep Down Detectives!  
I'm working on a brand-new case called:  
"The Case of the Lost Donkeys."

I need to find out:

1. Who lost their donkeys?

AND

2. What good, big plan did the LORD use the lost donkeys to bring about?

Can you help me? Listen carefully to the story and you might just hear the answers!

Thanks!

Detective Dan

**Then say,** "Ok, Deep Down Detectives! Put on your best listening ears and see if you can hear the answers to Detective Dan's questions. When I finish telling the story, we will see if we can answer all of his questions."

*Read the Bible Truth story, putting up the storyboard pictures as you tell it.*

*At the end of the story, repeat the questions and lead the children in answering them. Present the gospel and close in prayer.*

\*Answers to assignment questions, the gospel and ACTS prayer are also included at the end of the story text.\*

Answers:

1. **Who lost their donkeys?** Kish did.

2. **What good, big plan did the LORD use the lost donkeys to bring about?** His plan to make Saul king over the people.

**For You and Me:**

The LORD still knows everything there is to know and He still weaves His good plans into everything that happens to us and to this world. We can always trust the promises that He gives us in His Word, the Bible. We can always trust Him to carry out His good plans.





# Detective Dan's Listening Assignment #2



# Detective Dan's

## Listening Assignment #2



Hi, Deep Down Detectives!

I'm still working on the case called:

"The Case of the Lost Donkeys."

Our Bible verse is Daniel 2:20

"Praise be to the name of God for ever and ever; wisdom and power are his."

I need to find out:

1. What stranger did the LORD tell Samuel to prepare for?

AND

2. Why did Samuel trust the LORD to know when this stranger would come to his town?

Can you help me? Listen carefully to the story and you might just hear the answers!

Thanks for your help!

Detective Dan

**Then say,** "Ok, Deep Down Detectives! Put on your best listening ears and see if you can hear the answers to Detective Dan's questions. When I finish telling the story, we will see if we can answer all of his questions."

*Read the Bible Truth story, putting up the storyboard pictures as you tell it. At the end of the story, repeat the questions and lead the children in answering them. Present the gospel and close in prayer.*

\*Answers to assignment questions, the gospel and ACTS prayer are also included at the end of the story text.\*

Answers:

**Our Bible Verse is Daniel 2:20**

"Praise be to the name of God for ever and ever; wisdom and power are his."

**1. What stranger did the LORD tell Samuel to prepare for? Saul.**

**2. Why did Samuel trust the LORD to know when this stranger would come to his town?** Samuel knew that the LORD was the God who knows everything there is to know. All wisdom (and power) are His. Samuel knew that if the LORD planned for Saul to come, then Saul would most definitely come. And so he did!

**For You and Me:**

The LORD still knows everything there is to know and He still weaves His good plans into everything that happens to us and to this world. We can always trust the promises that He gives us in His Word, the Bible. We can always trust Him to carry out His good plans, even when we don't understand how and when He will carry them out.



take out



of BQB

Visual  
Aid



# Detective Dan's Listening Assignment #3



# Detective Dan's

## Listening Assignment #3



Hi, Deep Down Detectives!  
I'm still working on the case called:  
"The Case of the Lost Donkeys."

I found SIX clues, but TWO of them are NOT in the story.  
They are: an ice cream cone, a jar of oil, a man named Kish, a piano, a crown, and good food.

*Hold up each of the six pictures for the children to see as you identify them. Better yet, put them up on your flannelgraph board, off to one side.*

**I need to know:**

1. Which FOUR pictures belong in the story and which TWO do NOT?
2. Who praised God for being so wise and able to know everything?

Can you help me? Listen carefully to the story and you might just hear the answers!

Thanks!

Detective Dan

**Then say,** "Ok, Deep Down Detectives! Put on your best listening ears and see if you can hear the answers to Detective Dan's questions. When I finish telling the story, we will see if we can answer all of his questions."

*Read the Bible Truth story, putting up the storyboard pictures as you tell it. At the end of the story, repeat the questions and lead the children in answering them. Present the gospel and close in prayer.*

\*Answers to assignment questions, the gospel and ACTS prayer are also included at the end of the story text.\*

Answers:

**1. Which four pictures belong in the story and which two do not?**

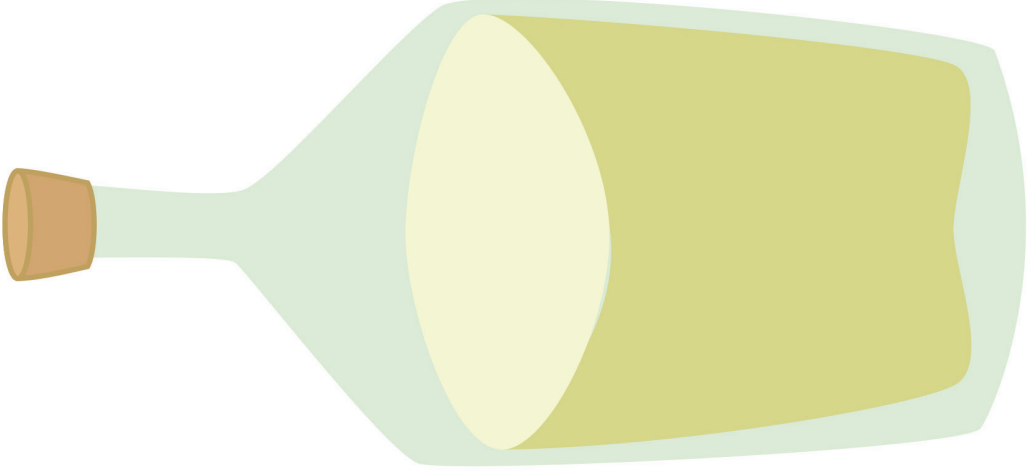
The jar of oil, the man named Kish, the crown and the good food belong in the story. The ice cream cone and the piano do not.

**2. Who praised God for being so wise and able to know everything?**  
Samuel and Saul did.


**For You and Me:**

The LORD still knows everything there is to know and He still weaves His good plans into everything that happens to us and to this world. We can always trust the promises that He gives us in His Word, the Bible. We can always trust Him to carry out His good plans, even when we don't understand how and when He will carry them out. How much more than us He knows! How wise He is!

A Jar of Oil



An Ice Cream Cone





DDD 4.5 Lesson 3 Listening Assignment Clue Picture1 for kids




DDD 4.5 Lesson 3 Listening Assignment Clue Picture 2 for kids

## A Piano



## A Man Named Kish






DDD 4.5 Lesson 3 Listening Assignment Clue Picture3 for kids



DDD 4.5 Lesson 3 Listening Assignment Clue Picture 4 for kids



## Good Food



## A Crown





DDD 4.5 Lesson 3 Listening Assignment Clue Picture 5 for kids



DDD 4.5 Lesson 3 Listening Assignment Clue Picture 6 for kids

## Big Question 4, Bible Truth 5 Storyboard Background Pictures Key (BG)

Put these pictures in place on your storyboard BEFORE you tell your story.

**BG1 Kish's Farm**



**BG2 Fields and Hills**



**BG3 Stable Door 1**



**BG4 Stable Door 2**



**BG5 Hills**




**BG6 Valleys**



**BG7 Streams**




**BG8 City Gates of Zuph**



**BG9 Town of Zuph**



**BG10 Worship Place**



## Big Question 4, Bible Truth 5 Storyboard Pictures Key (SB)

Store these pictures in numerical order in your DDD Bible Folder.

Add these to your story as you tell it. Numbers correspond to placement order.

**SB1 Kish**



**SB2 Where are the Donkeys?**



**SB3 Kish Looking**



**SB4 Saul and Servant**



**SB5 Saul and Servant on Hills**



**SB6 Saul and Servant in Valley**



**SB7 Saul and Servant by Stream**



**SB8 The LORD**



**SB9 The LORD's Plans**



**SB10 Samuel**



**SB11 Samuel Hears God's Plans**



**SB12 Samuel Invites Guests**



**SB13 Samuel Prepares for Worship Feast**



**SB14 Cooking Food**



**SB15 Worship Gifts Offered**



**SB16 Guests and Food Ready**



**SB17 Samuel Meets Saul and Servant**



**SB18 Donkeys at Home**



**SB19 Samuel, Saul and Servant Go to Worship Feast**



**SB20 Saul and Servant Sleep**



**SB21 Servant Walks Ahead**



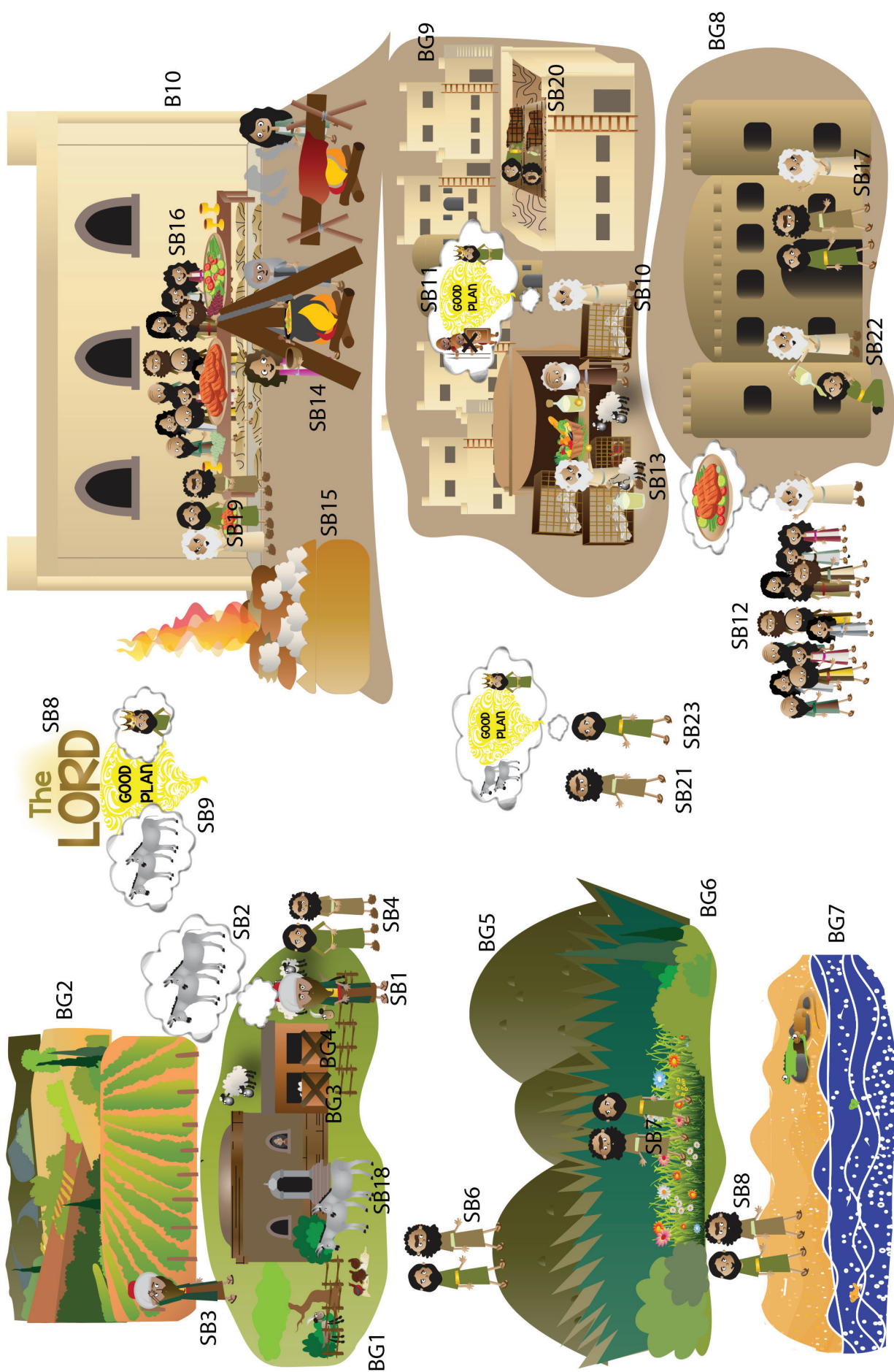
**SB22 Samuel Anoints Saul**



**SB23 Saul Thinks about All that God Planned**

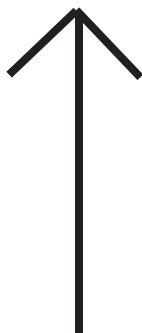


**Note:** Use sticky tac putty rather than velcro on back of pictures placed on top of other pictures.





NOTE:

Some of the larger images are assembled from two or more pages. You can make these easier to fold by leaving a small gap in the lamination between the pieces. This allows you to fold the image along the gap.



leave slight gap here  
to create a “hinge” for  
easy folding






DDD 4:5 Story  
Servant Go to Worship Feast  
Saul and Samuel

BG1 Kish's Farm pt 1 of 2  
DDD 4.5 Story  
Place on board before telling story

BG4 Stable Door 2  
DDD 4.5 Story  
Place on board  
before telling story

BG3 Stable Door 1  
DDD 4.5 Story  
Place on board  
before telling story

SB11 Samuel Hears  
God's Plans  
DDD 4.5 Story





SB15 Worship Gifts Offered  
DDD 4.5 Story

SB18 Donkeys at Home  
DDD 4.5 Story  
Place on board before telling story



7



**GOOD  
PLAN**








BG2 Fields and Hills  
DDD 4.5 Story  
Place on board before telling story

SB9 The LORD's Plans  
DDD 4.5 Story



SB10 Samuel  
DDD 4.5 Story



BG10 Worship Place Pt 1 of 5  
DDD 4.5 Story  
glue together, then laminate  
Place on board before telling story

BG5 Hills Pt 1 of 2  
DDD 4.5 Story  
glue together, then laminate  
Place on board before telling story

BG5 Hills Pt 2 of 2  
DDD 4.5 Story  
glue together, then laminate  
Place on board before telling story




BG10 Worship Place Pt 2 of 5  
DDD 4.5 Story  
glue together, then laminate  
Place on board before telling story

SB20 Saul and Servant  
Sleep DDD 4.5 Story

SB18 Donkeys at Home


SB13 Samuel Prepares  
for Worship Feast DDD 4.5 Story






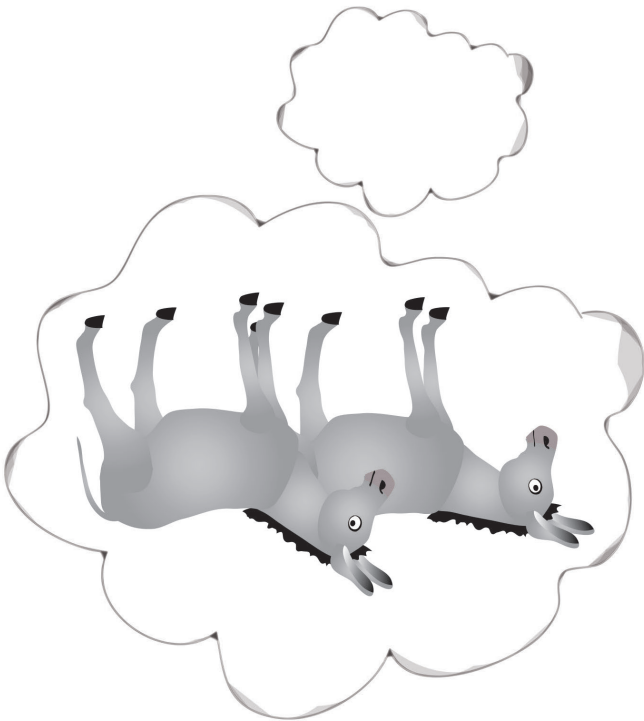


BG10 Worship Place Pt 3 of 5  
DDD 4.5 Story  
glue together, then laminate  
Place on board before telling story

BG10 Worship Place Pt 4 of 5  
DDD 4.5 Story  
glue together, then laminate  
Place on board before telling story



BG10 Worship Place Pt 5 of 5  
DDD 4.5 Story  
glue together, then laminate  
Place on board before telling story

BG6 Valleys pt 1 of 2  
DDD 4.5 Story  
glue together, then laminate  
Place on board before telling story




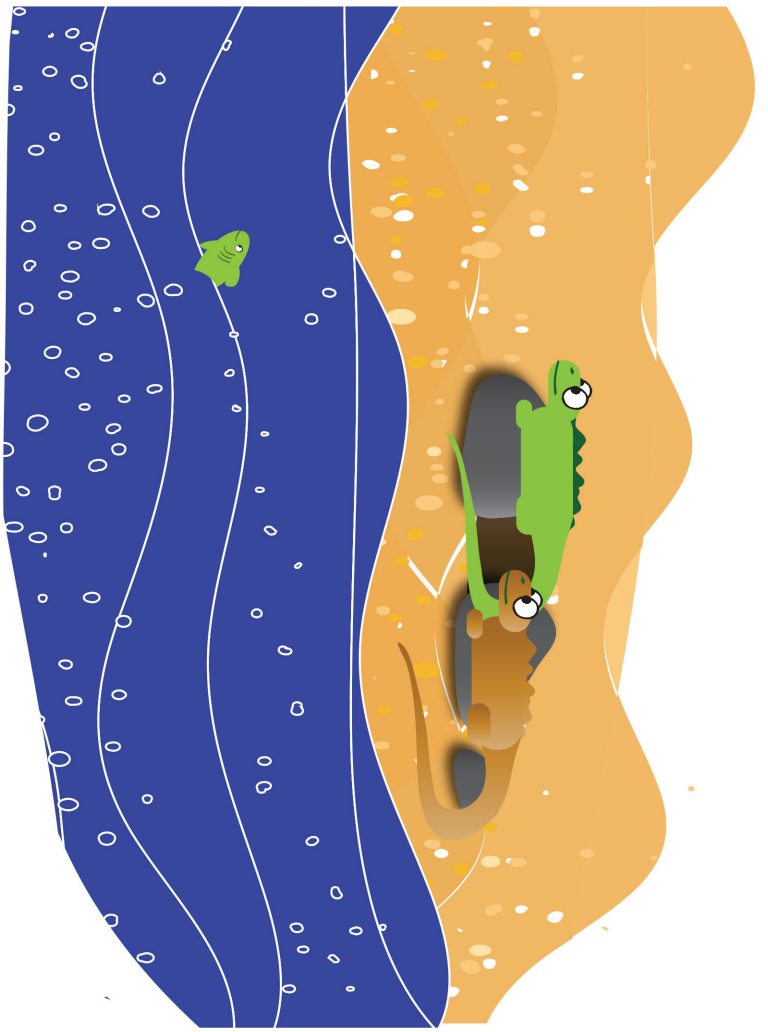


BG7 Streams Pt 1 of 2  
DDD 4.5 Story  
glue together, then laminate  
Place on board BEFORE telling story

BG6 Valleys pt 2 of 2  
DDD 4.5 Story  
glue together, then laminate  
Place on board before telling story

SB1 Kish  
DDD 4.5 Story

SB2 Where are  
the Donkeys?  
DDD 4.5 Story




BG7 Streams Pt 2 of 2  
DDD 4.5 Story  
glue together, then laminate  
Place on board BEFORE telling story

SB23 Saul Thinks about  
All that God Planned  
DDD 4.5 Story

SB5 Saul and Servant  
on Hills DDD 4.5 Story

SB4 Saul and Servant  
DDD 4.5 Story



The  
LORD






SB21 Servant Walks Ahead DDD 4.5 Story

BG8 City Gates of Zuph pt 1 of 2  
DDD 4.5 Story  
glue together, then laminate  
Place on board BEFORE telling story

SB8 The LORD  
DDD 4.5 Story



SB7 Saul and Servant  
by Stream DDD 4.5 Story

SB22 Samuel Anoints Saul  
DDD 4.5 Story

BG8 City Gates of Zuph pt 2 of 2  
DDD 4.5 Story  
glue together, then laminate  
Place on board BEFORE telling story





BG9 Town of Zuph pt 1 of 2  
DDD 4.5 Story  
glue together, then laminate  
Place on board BEFORE telling story



SB17 Samuel Meets  
Saul and Servant DDD 4.5 Story

BG9 Town of Zuph pt 1 of 2  
DDD 4.5 Story  
glue together, then laminate  
Place on board BEFORE telling story


SB6 Saul and Servant  
in Valley DDD 4.5 Story





SB12 Samuel Invites  
Guests  
DDD 4.5 Story

SB14 Cooking Food  
DDD 4.5 Story



SB16 Guests and Food Ready pt 1 of 2  
DDD 4.5 Story  
Glue together, then laminate

# **DEEP DOWN DETECTIVES**



**Visual Aids**

**Unit 4,**

**Bible Truth 6**

## About the Deep Down Detectives Visual Aids

### How Are They Used?



The Deep Down Detectives Visual Aids book is a companion resource to be used alongside the Deep Down Detectives Core Curriculum book for each unit. These colorful pictures are used in presenting the key concepts; telling the Bible stories; and, in playing the Bible Story Review games.

### What Do They Include?



**There are five, different resources included in this book:**

**1. Key Concept Visual Aids**-- colorful signs of the Big Question and Answer, the Bible Truth, the Bible verse, and the Listening Assignments to use with the 3 lessons for each Bible Truth.

**2. The Storyboard Picture Key**--a who's who of the pictures in thumbnail size. Some pictures are labeled "BG." These are your background pictures that you put on the storyboard before telling the story. The rest of the pictures are labeled "SB." These are pictures you put up on the storyboard as you tell the story.


**3. Storyboard Suggested Picture Placement** page--where to place the pictures on your storyboard.

**4. The pictures, themselves.** Notice that each picture is identified and numbered on the back for easy reference. The numbers correspond to the numbers in the Picture Placement Key and in the actually story script (found in the Core Curriculum book.)

**5. Directions** for making the Deep Down Detectives "Bible" Folder and the **back/front images** to paste in place when making it. (Larger back/front images are found online with the curriculum.)

**Directions** for how to make a homemade flannelgraph storyboard and sturdy storyboard pictures are found in **Appendix E in the Core Curriculum book.**

### Ready, Set, Rip It Out!



This book is meant to be ripped up and made into your visual aids. The key concept signs can be cut out and laminated or slipped into sheet protectors. Cut out around the storyboard images and ideally, laminate these. Some of the biggest pictures actually need to be stuck together, before laminating.

### Store It!



Deep Down Detectives is a curriculum that can be used over and over. Store your visual aids and storyboard pictures after using them and they will serve you for many years. We store ours in manilla envelopes and then put them (along with all the rest of the curriculum) in magazine files, labeled by Bible Truth. If you have multiple classes using the curriculum, store each set of resources in separate manilla envelopes. This will make prep much simpler, second time around.

### Replacement Storyboard Pictures



You can always purchase this book again or simply go online and print out any pictures that go missing.

### Two Sizes of Storyboard Pictures



There are two sizes of storyboard pictures to choose from: the standard, large format pictures; or, the smaller format pictures. The larger pictures are best for a big classroom and a storyboard that is at least 36" x 48." (We actually make a whole section of a wall into a felt storyboard!) The small format pictures are created to fit smaller storyboards--in the 24" x 36" to 36" by 48" range. They are most useful in the smaller class or for use at home.



**The Case of the Tent that Had to Be Just So**

*Exodus 25-31,35-40; Leviticus 8*



of BQB

**Story-telling Tips**

Ahead of time:

1. Read the Bible verses and story. Pray!
2. Choose story action cues and/or prepare storyboard figures, if using. (Included in Visual Aids book)
3. Practice telling story with the storyboard pictures, timing your presentation. Shorten, if necessary.

During your presentation:

1. Maintain as much eye contact as possible as you tell the story.
2. Put up storyboard figures/add story action cues as you tell the story. Allow the children to help you put them on the board, if desired.
3. Include the children in your story with a few questions about what they think will happen or words/concepts that might be new to them.
4. Watch the kids for signs that their attention span has been reached. Shorten, if necessary.

**INTRODUCTION/ LISTENING ASSIGNMENTS**

**"Our story is called: The Case of the Tent that Had to Be Just So. Here is your listening assignment."** Read from Detective Dan's Listening Assignment signs, but questions are summarized below:

**Detective Dan's Lesson #1 Listening Assignment:**

**I need to know:**

- 1. Who was the tent for? Who told them how to make it?**
- 2. Why did it have to be made just exactly like He said?**

**Detective Dan's Lesson #2 Listening Assignment:**

We learned: **Our Bible Verse is Isaiah 6:1-3:**

"I saw the LORD seated on a throne, high and exalted...Above Him were seraphs, each with six wings; And they were calling to one another: "Holy, holy, holy is the LORD Almighty."

I need to know:

- 1. Where did the holy LORD come to meet with the people?**
- 2. Could anyone go to meet with the LORD? Why or why not?**

**Detective Dan's Lesson #3 Listening Assignment:**

I found six clues, but two of them are **NOT** in the story. They are: A wagon, a cross, the Ark of the Covenant, God's big rules, an altar, and a camel.

*Hold each of them up for the children to see as you identify them.*

I need to know:

- 1. Which four belong in the story and which two don't?**
- 2. Who needed to confess their sins to the LORD? What did He do to take away their sins, once and for all?**

**Read the assignment questions, THEN SAY,**

"Ok, Deep Down Detectives! Put on your best listening ears and see if you can hear the answers to Detective Dan's questions. When I finish telling the story, we will see if we can answer all the questions."

*Read the Bible Truth story, answer questions, present the gospel and lead in prayer.*

*Answers to questions; the gospel; and, ACTS prayer are included with the story text.*

**The Case of the Tent that Had to Be Just So** Exodus 25-31,35-40; Leviticus 8

**Story with lines separating paragraphs (text in bold, optional interaction cues in italics)** Numbers correspond to storyboard pictures and placement upon the storyboard. Always feel free to use less pictures, if it's best for your kids. Simply black out the numbers next to pictures you do not plan to use. All pictures are found in the Visual Aids book. Put BG (background) pictures on storyboard ahead of time. SB pictures (listed below in story text) are added to board as you tell the story. These numbers are also found on the back of each picture.

*Tip: Stack pictures in numerical before telling story for easy use. Use sticky-back velcro to attach pictures to storyboard felt. Use sticky-tac putty to stick a picture on top of another picture.*

---

**Long ago, (SB1) the people of Israel were in big trouble. (SB2) The king of Egypt had made them his slaves. He hurt them and made them work very, very hard for him, doing whatever he wanted them to do.**

**But the LORD their God saw what the king was doing and He stopped him. Do you know what the LORD did to stop the king?**

*Can you remember what He did?*

**(SB3) The LORD sent stinging gnats and biting flies. He sent bouncy frogs and ouchy, itchy boils... and all sorts of other sad things to trouble the king of Egypt and his people until at last they had had enough. "(SB4) Go away! Go worship your God," the king said at last.**

**"(SB5) Yay, praise the LORD! He's saved us! We're free!" the people shouted. They were so happy!**

---

**Tromp, tromp, tromp, Moses led the people of Israel across the dry, deserty wilderness to (SB6) a special mountain called Sinai. There, the LORD told them His wonderful plans.**

**"(SB7) I am the LORD. I am a holy God. I am good and powerful. I hate sin and I punish it. I have rescued you from the king of Egypt, with my great power," the LORD told them. "I (SB8) am choosing YOU to be My special people. And through YOU, I'm going to bless everyone else on earth."**

**"I (SB9) am giving you good rules so you can know how I want you to live. If you keep them, I will bless you. The world will look at you and how you live, and they will understand what I am like--good and powerful... HOLY!" the LORD said to them.**

---

**"I want you to build Me a worship house, too," the LORD told them. "I want to be near you and have special fellowship with you. But you can't build it any way you please. You have to build it just so—EXACTLY as I tell you to.**

**A worship house just so....EXACTLY as He told them to make it. That sounds very picky, don't you think so? But the LORD wasn't just being picky. He was LOVING His people. If everything wasn't just so, then there would be BIG trouble. And the LORD told them why. It was something about the way He was.**

*Can you guess? What about the LORD meant that worship house had to be made exactly right?*

**"I am holy, but you are not," the LORD told the people. "I hate sin. I punish sin, but I don't want to punish you. I want to LOVE you and be close to you. Only if you make this worship place just right can we have fellowship together," the LORD told them through Moses.**

---

**"I'm putting (SB10) Bezalel and Oholiab in charge of building it. I will help them build it just right. They will build it with gifts from the people," the LORD told them.**

**Everyone was happy to obey. The (SB11) people brought their gifts of silver, gold and bronze, fine fabric and beautiful jewels, and everything else that was needed. Piles and piles of them. Then Bezalel and Oholiab set to work, always following the LORD's "just so" instructions.**

*Story with lines separating paragraphs (text in bold, optional interaction cues in italics)*

**“(SB12, SB13) Build it like a big tent so it can move place to place with you. You are a traveling people. I want to travel with you,” the LORD told them. So Bezalel and Oholiab built a big tent just like He said.**

**“Outside of the tent, put a big, bronze altar to burn worship gifts on. The people will bring their worship gifts here to offer up to Me,” the LORD told them. “Put a big, bronze container filled with water outside the tent, too. This basin will only be used for washing and getting ready for going inside the worship tent,” the LORD instructed. So, (SB14) Bezalel and Oholiab built a bronze altar for the worship gifts and a bronze basin with water for washing.**

**“Make two rooms inside the tent, one big one and one small one. In the big one, put a big, golden lamp lit with twelve, bright, shining flames. Put a big, golden table with twelve, little loaves of bread. Put a golden container filled with wonderful-smelling incense. This big room is called the Holy Place,” the LORD told them. So, Bezalel and Oholiab made the big room and the little room in the tent. They (SB15) made the lampstand, the table, and the container filled with incense, just as the LORD told them to.**

**“Not just anyone can go into the Holy Place. Only men called priests can go in there...and ONLY if they keep My special rules for them,” the LORD warned. “(SB16) The priests must keep my good rules. They must wash with water from the basin and dress in special clothes of pure white. Each day they will come into the tent to offer the people’s worship gifts and pray for them. I will have fellowship with the people, but only through the priests. It has to be this way because I am holy and you are sinners,” the LORD said. So Bezalel and Oholiab made the pure, white clothes for the priests.**

**“The big room of the tent is special, but it is not as special as the little room of the tent. The little room is called the Holy of Holies because it is the holiest place of all. It is the place where I will be with you in a special way,” the LORD explained.**

**“Make a golden box with beautiful angels on it. Put the big rules I gave you inside of it. This box is called the Ark of the Covenant. Put the Ark in the small room. Make a white curtain. Then use red, blue and purple yarn to make angels on it. Hang up the curtain between the big room and the little room so the little room is shut off from the big room,” the LORD told them. So, (SB17) Bezalel and Oholiab made the golden box with angels and the curtains covered in angels.**

**“Not even the priests can go in the little room whenever they want,” the LORD said. “It is too holy even for them. Only the leader of the priests—called the high priest—can ever go into the small room; and even he can only go in on only one, special day every year wearing very special clothes. On that one day, he will bring a special worship gift and sprinkle it on the golden box. That gift will keep the golden box holy so I can be near you in the small room for another year,” the LORD told them. “Make the high priest’s special clothes.” So, (SB18) Bezalel and Oholiab made the high priest’s special clothes.**

**“Make sure you do all these things so I can live with you in this special way and so you can be My people,” the LORD urged them. “I am the holy God, but you are sinners. This is the way I’ve made for you to have fellowship with Me.”**

**The LORD helped Bezalel and Oholiab make everything just so until the worship house tent was all ready. Now it was time to USE the worship house!**

**(SB19) The priests washed themselves and put on their pure, white clothes. They put in place all of the beautiful things that the LORD helped Bezalel and Oholiab make: (SB20) the golden box; (SB21) the special curtain between the two rooms; and, the (SB22) golden candlestick, incense stand and table with the twelve loaves of bread. The candles were lit and the incense began to send out its wonderful smell. Then outside on the altar, (SB23) the priests placed the first worship gifts to the LORD.**

*Story with lines separating paragraphs (text in bold, optional interaction cues in italics)*

---

**What would happen next? Had they really done everything just as the LORD said? Would He come down to the tent to have fellowship with them in a special way?**

*What do you think?*

**Yes, He would!**

**The (SB24) LORD sent fire down to accept the worship gifts on the altar. When the people saw this, they shouted aloud and (SB25) fell down and worshipped. Then the LORD had (SB26) a special cloud covered the outside of the tent and (SB27) filled up the inside with His beautiful, sparkly bright glory. What a wonderful day this was! The LORD's special presence had come to be with them!**

---

**From that day, the (SB28) priests went into the Holy Place each day and served the LORD as He told them to. And once a year, the (SB29) high priest would take the special worship gift into the Holy of Holies so the LORD could be there with His people another year.**

---

**For hundreds and hundreds of years, that's how the LORD met with His people.... But do you know what? At last there came a very special day when that (SB30) curtain between the small room and the big room was torn in two because it wasn't needed anymore.**

**What happened? Did the LORD stop being holy? No, He did not. Did the people stop being sinners? No, sadly they did not.**

---

**But something DID change that day. Something that satisfied the punishment God's people deserved for their sins. Something that made them look as perfectly good and holy before God, as Jesus, Himself. Wow! What could Jesus possibly do that could make sinners like you and me look purely good and holy as Him?**

*Do you know what He did?*

**(SB31) Jesus suffered and died on the cross. He took all of the punishment for the sins of God's people and gave them His perfect record before God. There was no need for a curtain anymore. There was no need for priests with their white, clothes anymore. There was no need for more worship gifts for our sin anymore. Jesus had made the way. He was the final payment for sins. And now the LORD could be with His people in a far better, much nearer place than a worship tent. Do you know where that nearer place was?**

*Can you guess?*

**It (SB32) was right in their hearts. Yes, His Holy Spirit would now come and live right there inside of them. Amazing!**

---

**And it was through Jesus that the LORD kept His promise to the people of Israel to bless us all. The LORD wasn't just forgiving THEIR sins through Jesus. He was offering to forgive our sins, if we turn away from our sins and trust Jesus as our Savior.**

**And if we do, His Holy Spirit will come and live inside our hearts, giving us close fellowship with God...no special tent or clothes or priest needed, thanks to Jesus!**

**And that will be just the beginning. Better yet will be when God's people die. They (SB33) get to live with the LORD in heaven—the special place where God can be known and enjoyed in all His glory. And they will live there with Him, perfectly happy forever. Life with a holy God --so good and so great-- is Perfect Wonderfulness! Ask God to help you become one of His people! He loves to answer this prayer!**

**Cracking the Case:** (story wrap-up for Listening Assignments)

It's time to see how we did with our Listening Assignment.

**Detective Dan's Lesson #1 Listening Assignment:**

I need to know:

**1. Who was the tent for? Who told them how to make it?** It was made for the LORD and He told them how to make it.

**2. Why did it have to be made just exactly like He said?** It had to be made just right because the LORD was holy and the people were sinners.

**For You and Me:**

The LORD is still holy today. And just like the people of Israel long ago, we are still sinners. We cannot have fellowship with the LORD by ourselves, but we can through Jesus. How? By turning away from our sins and trusting in Him as our Savior. He can be the perfect payment for our sins, too. We, too, can know the fellowship of His Holy Spirit in our hearts! Ask Him to help you. He loves to answer this prayer!

**Detective Dan's Lesson #2 Listening Assignment:****Our Bible Verse is Isaiah 6:1-3:**

"I saw the LORD seated on a throne, high and exalted... Above Him were seraphs, each with six wings; And they were calling to one another: 'Holy, holy, holy is the LORD Almighty.'"

I need to know:

**1. Where did the holy LORD come to meet with the people?** In the special worship tent.

**2. Could anyone go meet with the LORD? Why or why not?** No, only the priests could come into the tent, and only if they followed all of the LORD's rules. This was because the LORD was holy and the people were sinners. Only by keeping the LORD's rules could they come near to Him.

**For You and Me:**

The LORD gave the people of Israel careful instructions for how to build a worship house so they could meet with Him. He gave them careful rules for how to use it, too. The LORD was so holy and the people were so sinful. Only He could make a way for them to meet with Him. The LORD is still holy today. And just like the people of Israel long ago, we are still sinners. We cannot have fellowship with the LORD by ourselves, but we can through Jesus. How? By turning away from our sins and trusting in Him as our Savior. He can be the perfect payment for our sins, too. We, too, can know the fellowship of His Holy Spirit in our hearts! Ask Him to help you. He loves to answer this prayer!

**Detective Dan's Lesson #3 Listening Assignment:**

I found six clues, but two of them are **NOT** in the story. *They are: A wagon, a cross, the Ark of the Covenant, God's big rules, an altar, and a camel.*

*Hold each of them up for the children to see as you identify them.*

I need to know:

**1. Which four belong in the story and which two don't?** The cross, the Ark, God's big rules, and the altar belong. The wagon and the camel do not.

**2. Who needed to confess their sins to the LORD? What did He do to take away their sins, once and for all?** All of the people of Israel needed to confess their sins to the LORD. He sent Jesus to be the final payment for the sins of all who would turn away from their sins and trust in Him as their Savior.

**For You and Me:**

The LORD is still holy today. And just like the people of Israel long ago, we are still sinners. We cannot have fellowship with the LORD by ourselves, but we can through Jesus. How? By confessing our sins to God, by turning away from them, and trusting in Jesus as our Savior. He can be the perfect payment for our sins, too. We, too, can know the fellowship of His Holy Spirit in our hearts! Ask Him to help you. He loves to answer this prayer!

**The Gospel** (story wrap-up if NOT using Listening Assignments)**Our Bible Truth is:**

**Can Anybody Tell Me What the LORD Is Like?**

**He's Not Like Anyone Else...**

**He Is Perfectly Holy, Purely Good!**

What a lot the people of Israel had to remember to do to keep fellowship with the LORD! How wonderful was the day when Jesus gave up His life as the perfect and final payment for sins, when He suffered and died on the cross! On the third day, Jesus rose from the dead, proving He had beaten sin and death. Now all who turn from their sins and trust in Jesus as their Savior can be saved. God forgives their sins and makes them His people. They can have the fellowship of God's Holy Spirit right in their hearts! And one day, they will go to live with God forever. Jesus can be your Savior, too. Through Him, you can have this special closeness with God, too. Ask Him to help you turn to Him! He loves to answer these prayers!

*Close in prayer.*



**Closing ACTS Prayer**


- A** We praise You, LORD. There is no god like you. You are perfectly good and oh so great! You are holy. You hate sin. You love what is good.
- C** LORD, we are not holy like You are. We choose to disobey Your good ways. We need Your forgiveness. We need a Savior!
- T** Thank You for sending Jesus to be our Savior. Thank You for sending Him to make the way for us to know You and be with You, the good and great, one, true God.
- S** Work in our hearts. Help us to turn away from our sins and trust in Jesus as our Savior. Help us to want to live Your good way, so that we show others a little bit of Your goodness when they see how we live.

In Jesus' name we pray, Amen.

***Go to Lesson Plan, p.9 for the script to the rest of the lesson.***



Can Anybody Tell me What the  
LORD Is Like?



ANSWER:

He's Not Like Anyone Else!

VISUAL  
AID

#1

take out



of BQB

## The Big Question

*Hold up the Big Question sign for all the children to see, and say:*

The Big Question we are investigating today is  
Big Question Number 4:

**Can Anybody Tell Me What the LORD Is Like?**

and the Answer is:  
**He's Not Like Anyone Else!**

### Meaning:

There are many gods that people worship, but none is like the LORD. He is the one, true God. He's not like anyone else! He's always been alive--and He will never die. He's completely good and loving. He's all-powerful and all-wise. And that's just the beginning of what the LORD is like. He is so great! There will always be more of Him to know.

Let's sing our Big Question Song:"



## Big Q & A 4 Song

*DDD NIV Songs 4, track 12*

*(adapted version of "Have You Ever Seen a Lassie")*

Can anybody tell me,  
Tell me, tell me,  
Can anybody tell me,  
What the LORD is like?  
He's not like anyone else,  
Anyone else, anyone else,  
He's not like anyone else,  
That's what the LORD is like.

# BIG QUESTION 4: Eight truths about the LORD



8.



Visual  
Aid

#2

My  
Question  
Book

of BQB

## This Unit's Bible Truths

"He's not like anyone else" is a good beginning, but there's so more to learn. So it's time for us to dig down even deeper for more answers to our Big Question about God. We're going to be learning EIGHT Bible truths that all tell us more about what God is like.

Who would like to hand me the picture with our eight Bible truths on it? It's in the Big Question Box/Briefcase."

Who would like to hand me the picture with our eight Bible truths on it? It's in the Big Question Box/Briefcase."

*Choose a child to get it and hand it to you, then hold it up and show them the pictures of the eight truths they will be learning.*

*After everyone has had a good look say...*

"Ok, we've learned five truths about what the LORD is like. They are: "He is a Glorious Spirit," "He is the One, True God," "He is Father, Son and Holy Spirit: Three Persons, but Just One God," "He is Everywhere, All the Time," and "He Knows Everything There is to Know" (point to pictures as you identify each Bible Truth). Now let's look at our Bible Truth Clue sign and see if we can figure out which of these eight truths we will be learning about today. Who would like to get it out of the Big Question Briefcase for me?"

*Choose a child to open the briefcase, take out the Bible Truth Clue sign and hand it to you.*



CAN YOU GUESS BIBLE TRUTH 6?


Can Anybody Tell me What  
the LORD Is Like?  
He's Not Like  
Anyone Else...

He Is Perfectly Holy,  
Purely ???!

HINT: "It's a word that  
means the opposite  
of bad. It rhymes  
with "hood."

ANSWER:  
He Is Perfectly Holy,  
Purely GOOD!"

DDD 4.6 Bible Truth 6--Front



Visual  
Aid

#3



of BQB

# Revealing the Bible Truth We Are Learning

*Hold up the front side for the children to see. Cover up the answer, written along the bottom, and say:*

**"Can Anybody Tell Me What the LORD Is Like?  
He's Not Like Anyone Else!  
He Is Perfectly Holy, Purely ????!"**

We're missing one word. Here's the hint to what the missing word is. It says: "It's a word that means the opposite of bad?" It rhymes with "hood."

Can you guess? It's "good."

So the Bible Truth we are learning today is:

*(uncover answer from bottom of sign, show it to them and say:)*

**"Can Anybody Tell Me What the LORD Is Like?  
He's Not Like Anyone Else!  
He Is Perfectly Holy, Purely GOOD!"**

And here is what this Bible Truth means:  
*(read the meaning off of the back of the sign, say:)*

What do you think of when you hear the word, "holy?" Something like a torn, old pair of pants with lots of holes in it? "Holy" may sound like something old you might throw away, but it means the very opposite. It means something so great and good and magnificent that nothing is like it.

God is the only one who is truly holy. He is so great! He is so good! He does what is right all the time. He deserves our worship. And because God is holy, there is something He hates--sin! Sin is anything that goes against God and His good ways. It's good that God hates sin. But what about us? We are all sinners who have disobeyed God. We deserve His punishment. Oh no! Is there any hope for us?

Yes, there is... because God loves mercy as much as He hates sin. He treats us better than we deserve. That's why He sent Jesus to be our Savior. On the cross Jesus died for the sins of all who would ever turn away from their sins and trust in Him as their Savior. Jesus took the God's punishment for them so they could be forgiven. God makes them His people. He treats them as if they were as holy and good as Jesus. They get to know God in their hearts now and He will help them be holy like Him—living His good way. Then one day when they die, they will go to live with Him forever. We can be God's people, too, when we turn away from our sins and trust in Jesus as our Savior!



## Bible Truth 6 Bible Verse

*Remove the Bible Verse Picture from the "Bible" folder and hold it up for all the children to see, then say:*

Isaiah 61-3 tells us:

### **Isaiah 6:1-3:**

"I saw the LORD seated on a throne, high and exalted...Above Him were seraphs, each with six wings; And they were calling to one another: "Holy, holy, holy is the LORD Almighty."

**Learn a Little:** "Whatever the LORD pleases, he does."

### **What does that mean?**

These verses are a picture of God's holiness. The LORD is so high and exalted because of His perfect holiness, and He is to be worshiped. He is so holy that the seraphs (angels) repeat to each other how holy He is. He is so holy that even the whole earth is filled with the glory of His holiness.

"We've said our Bible verse, now let's sing it!"

## I Saw the LORD:

### **Isaiah 6:1-3**

*DDD NIV Songs 4, track 25*

I saw the LORD,  
Seated on a throne,  
High and exalted,  
Seated on a throne,  
Above Him were seraphs,  
Each with six wings,  
They were calling to one another,  
"Holy is the LORD,  
Holy, holy, holy is the LORD.  
Holy, holy, holy is the LORD."  
Isaiah Six, one through three.

"Now it's time to do a bit more deep down investigating. Let's see what Detective Dan wants us to help him figure out. Would someone like to get it out for me?"





# Detective Dan's Listening Assignment #1



# Detective Dan's

## Listening Assignment #1



Hi, Deep Down Detectives!

I'm working on a brand-new case called:

"The Case of the Tent that Had to Be Just So."

I need to find out:

1. Who was the tent for? Who told them how to make it?

AND

2. Why did it have to be made just exactly like He said?

Can you help me? Listen carefully to the story and you might just hear the answers!

Thanks!

Detective Dan

***Then say,*** "Ok, Deep Down Detectives! Put on your best listening ears and see if you can hear the answers to Detective Dan's questions. When I finish telling the story, we will see if we can answer all of his questions."

*Read the Bible Truth story, putting up the storyboard pictures as you tell it.*

*At the end of the story, repeat the questions and lead the children in answering them. Present the gospel and close in prayer.*

\*Answers to assignment questions, the gospel and ACTS prayer are also included at the end of the story text.\*

Answers:

**1. Who was the tent for? Who told them how to make it?** It was made for the LORD and He told them how to make it.

**2. Why did it have to be made just exactly like He said?** It had to be made just right because the LORD was holy and the people were sinners.

**For You and Me:**

The LORD is still holy today. And just like the people of Israel long ago, we are still sinners. We cannot have fellowship with the LORD by ourselves, but we can through Jesus. How? By turning away from our sins and trusting in Him as our Savior. He can be the perfect payment for our sins, too. We, too, can know the fellowship of His Holy Spirit in our hearts! Ask Him to help you. He loves to answer this prayer!





# Detective Dan's Listening Assignment #2



# Detective Dan's

## Listening Assignment #2



Hi, Deep Down Detectives!

I'm still working on the case called:

"The Case of the Tent that Had to Be Just So."

Our Bible verse is Isaiah 6:1-3:

"I saw the LORD seated on a throne, high and exalted... Above Him were seraphs, each with six wings; And they were calling to one another: 'Holy, holy, holy is the LORD Almighty.'"

I need to find out:

1. Where did the holy LORD come to meet with the people?
- AND
2. Could anyone go meet with the LORD? Why or why not?

Can you help me? Listen carefully to the story and you might just hear the answers!

Thanks for your help!  
Detective Dan

**Then say,** "Ok, Deep Down Detectives! Put on your best listening ears and see if you can hear the answers to Detective Dan's questions. When I finish telling the story, we will see if we can answer all of his questions."

*Read the Bible Truth story, putting up the storyboard pictures as you tell it. At the end of the story, repeat the questions and lead the children in answering them. Present the gospel and close in prayer.*

\*Answers to assignment questions, the gospel and ACTS prayer are also included at the end of the story text.\*

Answers:

**Our Bible Verse is: Isaiah 6:1-3**

"I saw the LORD seated on a throne, high and exalted... Above Him were seraphs, each with six wings; And they were calling to one another: 'Holy, holy, holy is the LORD Almighty.'"

1. **Where did the holy LORD come to meet with the people?** In the special worship tent.
2. **Could anyone go meet with the LORD? Why or why not?** No, only the priests could come into the tent, and only if they followed all of the LORD's rules. This was because the LORD was holy and the people were sinners. Only by keeping the LORD's rules could they come near to Him.

**For You and Me:**

The LORD gave the people of Israel careful instructions for how to build a worship house so they could meet with Him. He gave them careful rules for how to use it, too. The LORD was so holy and the people were so sinful. Only He could make a way for them to meet with Him. The LORD is still holy today. And just like the people of Israel long ago, we are still sinners. We cannot have fellowship with the LORD by ourselves, but we can through Jesus. How? By turning away from our sins and trusting in Him as our Savior. He can be the perfect payment for our sins, too. We, too, can know the fellowship of His Holy Spirit in our hearts! Ask Him to help you. He loves to answer this prayer!



take out



of BQB

Visual  
Aid



# Detective Dan's Listening Assignment #3



# Detective Dan's

## Listening Assignment #3



Hi, Deep Down Detectives!

I'm still working on the case called:

"The Case of the Tent that Had to Be Just So."

I found SIX clues, but TWO of them are NOT in the story. They are: A wagon, a cross, the Ark of the Covenant, God's big rules, an altar, and a camel.

*Hold up each of the six pictures for the children to see as you identify them. Better yet, put them up on your flannelgraph board, off to one side.*

**I need to know:**

1. Which four belong in the story and which two don't?
2. Who needed to confess their sins to the LORD? What did He do to take away their sins, once and for all?

Can you help me? Listen carefully to the story and you might just hear the answers!

Thanks!

Detective Dan

**Then say,** "Ok, Deep Down Detectives! Put on your best listening ears and see if you can hear the answers to Detective Dan's questions. When I finish telling the story, we will see if we can answer all of his questions."

*Read the Bible Truth story, putting up the storyboard pictures as you tell it. At the end of the story, repeat the questions and lead the children in answering them. Present the gospel and close in prayer.*

\*Answers to assignment questions, the gospel and ACTS prayer are also included at the end of the story text.\*

Answers:

**1. Which four belong in the story and which two don't?**

The cross, the golden box, God's big rules, and the altar belong. The wagon and the camel do not.

**2. Who needed to confess their sins to the LORD? What did He do to take away their sins, once and for all?**


All of the people of Israel needed to confess their sins to the LORD. He sent Jesus to be the final payment for the sins of all who would turn away from their sins and trust in Him as their Savior.

**For You and Me:**

The LORD is still holy today. And just like the people of Israel long ago, we are still sinners. We cannot have fellowship with the LORD by ourselves, but we can through Jesus. How? By confessing our sins to God, by turning away from them, and trusting in Jesus as our Savior. He can be the perfect payment for our sins, too. We, too, can know the fellowship of His Holy Spirit in our hearts! Ask Him to help you. He loves to answer this prayer!



A Cross



A Wagon



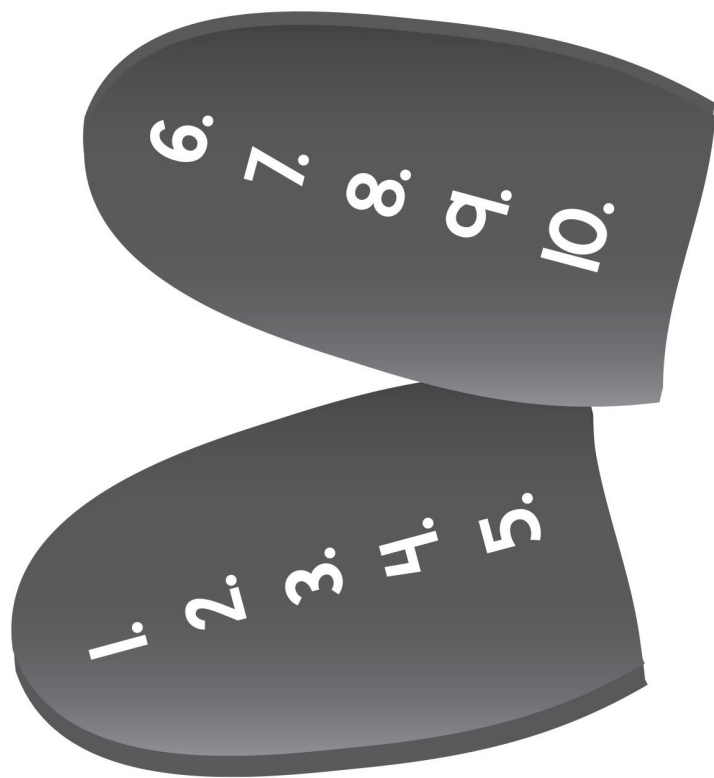


DDD 4.6 Lesson 3 Listening Assignment Clue Picture1 for kids



DDD 4.6 Lesson 3 Listening Assignment Clue Picture 2 for kids

## God's Big Rules



## The Ark of the Covenant






DDD 4.6 Lesson 3 Listening Assignment Clue Picture3 for kids




DDD 4.6 Lesson 3 Listening Assignment Clue Picture 4 for kids



A Camel



An Altar





DDD 4.6 Lesson 3 Listening Assignment Clue Picture 5 for kids



DDD 4.6 Lesson 3 Listening Assignment Clue Picture 6 for kids


---

## Big Question 4, Bible Truth 6 Storyboard Background Pictures Key (BG)

---

Put these pictures in place on your storyboard BEFORE you tell your story.

**BG1 Mt. Carmel**



## Big Question 4, Bible Truth 6 Storyboard Pictures Key (SB)

Store these pictures in numerical order in your DDD Bible Folder.

Add these to your story as you tell it. Numbers correspond to placement order.

SB1 The LORD



SB2 The People of Israel



SB3 The LORD's Big Promises



SB4 The People's Promise



SB5 God's Laws



SB6 The People Break Their Promise



SB7 The People Worship Baal Instead



SB8 The Neighbors



SB9 Fake God Baal



SB10 King Ahab



SB11 Rain, Big Families and Good Food



SB12 Elijah Warning King Ahab



SB13 No Rain for 3 Years



SB14 Elijah Telling Ahab to Meet Up on Mount Carmel



SB15 Elijah, King Ahab and People of Israel Gather



SB16 Messengers of Baal



SB17 Lots More Messengers of Baal



SB18 Altar with Worship Gift to Baal



SB19 Messengers of Baal Praying



SB20 Messengers of Baal Dancing



SB21 Altar with Worship Gift to the LORD



SB22 Men Put Water on Everything



SB23 Water



SB24 Elijah Prays



SB25 Fire from Heaven



SB26 People Bow Down and Confess the LORD Is God



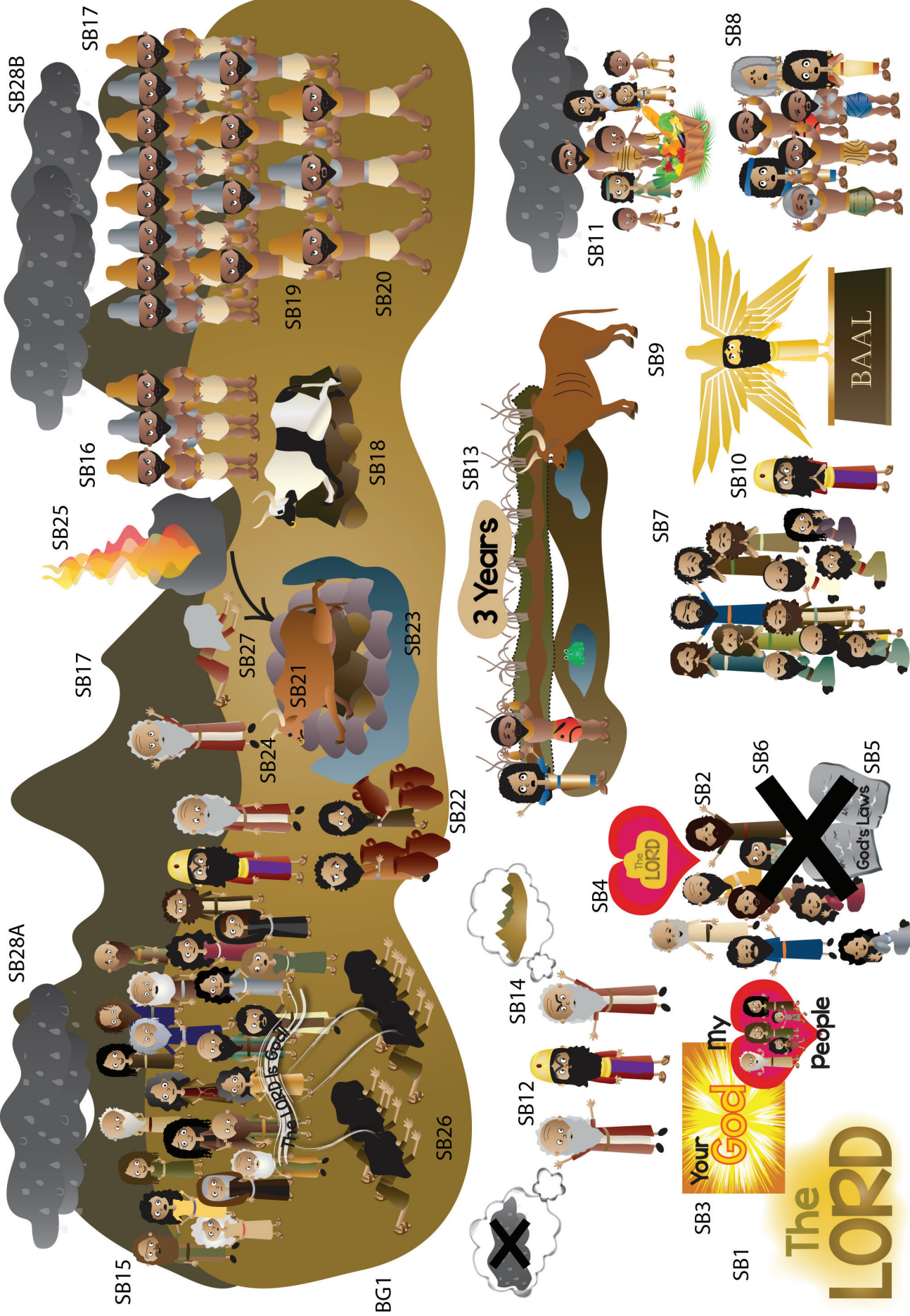
SB27 Elijah Bows Down and Prays



SB28A,B Rain Clouds with Rain



Note: Use sticky tac putty rather than velcro on back of pictures placed on top of other pictures.





Tabernacle Main Section is made of 4 sections, assemble them in this order:

1A 1B


2A 2B

NOTE:

Some of the larger images are assembled from two or more pages. You can make these easier to fold by leaving a small gap in the lamination between the pieces. This allows you to fold the image along the gap.



leave slight gap here  
to create a “hinge” for  
easy folding



SB12 Main Part of Tabernacle 1A  
Story 4.6  
Glue and Laminate Together



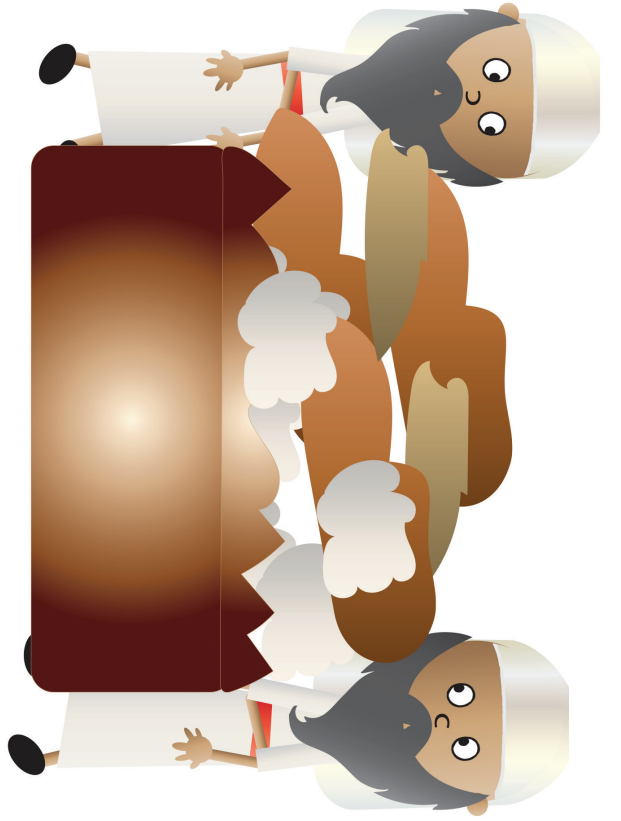
SB12 Main Part of Tabernacle 1B  
Story 4.6  
Glue and Laminate Together

SB24 The Fire of the LORD  
Story 4.6





SB12 Main Part of Tabernacle 2A  
Story 4.6  
Glue and Laminate Together



SB12 Main Part of Tabernacle 2B  
Story 4.6  
Glue and Laminate Together


SB23 Priests Offer First Worship Gifts  
Story 4.6






SB13 Tabernacle Covering Pt 1 of 2  
Story 4.6  
Glue and Laminate Together

SB6 People of Israel at Sinai  
Story 4.6



SB13 Tabernacle Covering Pt 1 of 2  
Story 4.6  
Glue and Laminate Together

SB19 Priests Wash at Basin  
Story 4.6




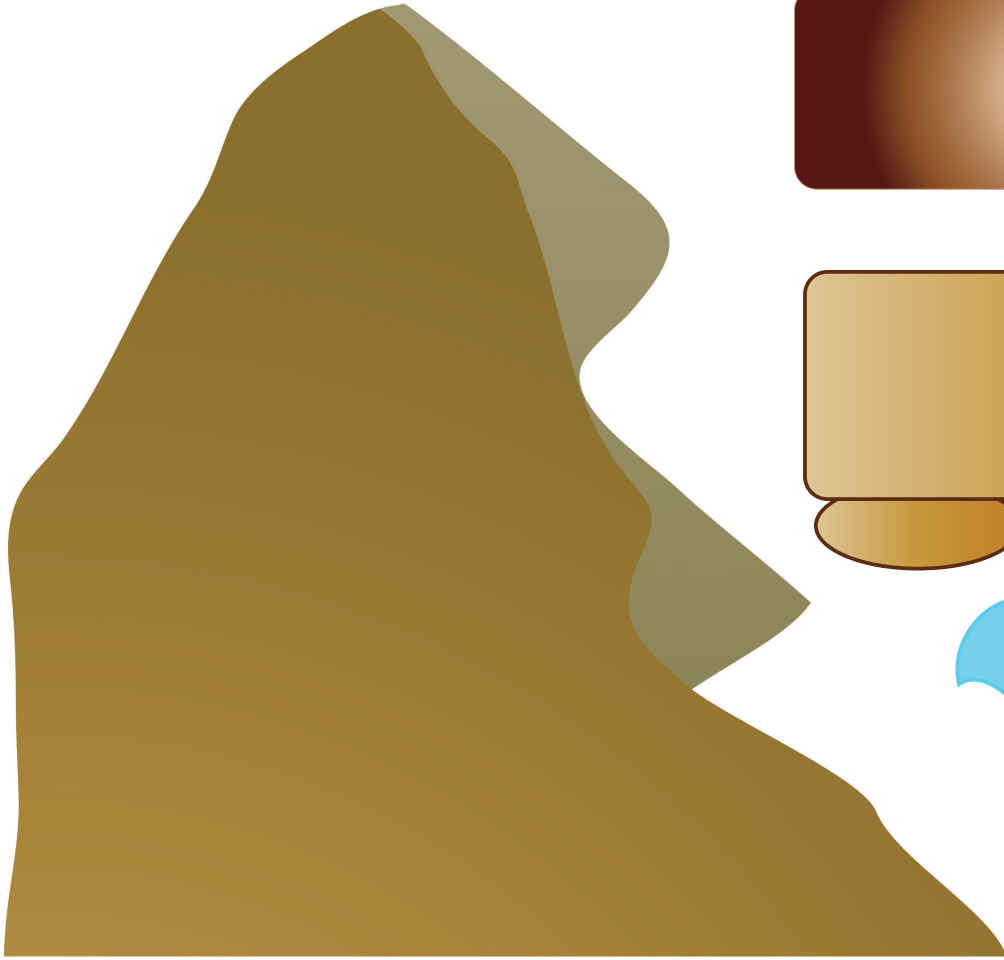


BG1 Sinai pt 1 of 2  
Story 4.6

Laminate and put on board BEFORE telling story  
Glue and Laminate Together

SB1 People of Israel as Slaves in Egypt  
Pt 2 of 2  
Story 4.6  
Glue and Laminate Together






SB14 Bronze Altar and Washing  
Basin  
Story 4.6

BG1 Sinai pt 2 of 2  
Story 4.6  
Laminate and put on board BEFORE telling story  
Glue and Laminate Together

SB28 Priests in Tent  
Story 4.6

SB16 Special Clothes for Priests  
Story 4.6

SB10 Bezalel and Oholiab  
Story 4.6



SB2 King of Egypt  
Story 4.6

SB4 Go Away!  
Story 4.6

SB5 People of Israel Freed  
Story 4.6

SB1 People of Israel as Slaves in Egypt  
Pt 1 of 2  
Story 4.6  
Glue and Laminate Together





SB29 High Priest in Tent  
Story 4.6


SB18 Special Clothes for High Priest  
Story 4.6

SB3 Plagues the LORD Sends  
Story 4.6

SB15 Golden Things for Inside  
the Tabernacle  
Story 4.6




## 10 Big Rules



SB8 You Will Be My People,  
I Will Bless All People through You  
Story 4.6


SB9 I Give You My Laws,  
Build Me a Worship House  
Story 4.6



SB11 People Bringing Gifts Pt 1 of 2  
Story 4.6

SB31 Jesus Is Final Sacrifice  
Story 4.6





SB17 Special Golden Box  
and Curtain  
Story 4.6

SB11 People Bringing Gifts Pt 2 of 2  
Story 4.6

SB33 God's People with God  
in Heaven  
Story 4.6



SB26 Special Cloud Covering  
Outside of Tent Pt 1 of 2  
Story 4.6


SB26 Special Cloud Covering  
Outside of Tent Pt 2 of 2  
Story 4.6





SB27 The Glory of the LORD  
Inside the Tent Pt 1 of 2  
Story 4.6


SB27 The Glory of the LORD  
Inside the Tent Pt 2 of 2  
Story 4.6



SB22 Special Golden Things in Place  
Story 4.6

SB21 Curtain in Place  
Story 4.6

SB30 The Curtain Is Torn  
Story 4.6



SB25 The People Bow Down  
Story 4.6

SB32 The Holy Spirit Living  
Inside God's People  
Story 4.6

SB7 The LORD Is Holy  
Story 4.6



# **DEEP DOWN DETECTIVES**



**Visual Aids**

**Unit 4,**

**Bible Truth 7**

## About the Deep Down Detectives Visual Aids

### How Are They Used?



The Deep Down Detectives Visual Aids book is a companion resource to be used alongside the Deep Down Detectives Core Curriculum book for each unit. These colorful pictures are used in presenting the key concepts; telling the Bible stories; and, in playing the Bible Story Review games.

### What Do They Include?



**There are five, different resources included in this book:**

**1. Key Concept Visual Aids**-- colorful signs of the Big Question and Answer, the Bible Truth, the Bible verse, and the Listening Assignments to use with the 3 lessons for each Bible Truth.

**2. The Storyboard Picture Key**--a who's who of the pictures in thumbnail size. Some pictures are labeled "BG." These are your background pictures that you put on the storyboard before telling the story. The rest of the pictures are labeled "SB." These are pictures you put up on the storyboard as you tell the story.


**3. Storyboard Suggested Picture Placement** page--where to place the pictures on your storyboard.

**4. The pictures, themselves.** Notice that each picture is identified and numbered on the back for easy reference. The numbers correspond to the numbers in the Picture Placement Key and in the actually story script (found in the Core Curriculum book.)

**5. Directions** for making the Deep Down Detectives "Bible" Folder and the **back/front images** to paste in place when making it. (Larger back/front images are found online with the curriculum.)

**Directions** for how to make a homemade flannelgraph storyboard and sturdy storyboard pictures are found in **Appendix E in the Core Curriculum book.**

### Ready, Set, Rip It Out!



This book is meant to be ripped up and made into your visual aids. The key concept signs can be cut out and laminated or slipped into sheet protectors. Cut out around the storyboard images and ideally, laminate these. Some of the biggest pictures actually need to be stuck together, before laminating.

### Store It!



Deep Down Detectives is a curriculum that can be used over and over. Store your visual aids and storyboard pictures after using them and they will serve you for many years. We store ours in manilla envelopes and then put them (along with all the rest of the curriculum) in magazine files, labeled by Bible Truth. If you have multiple classes using the curriculum, store each set of resources in separate manilla envelopes. This will make prep much simpler, second time around.

### Replacement Storyboard Pictures



You can always purchase this book again or simply go online and print out any pictures that go missing.

### Two Sizes of Storyboard Pictures



There are two sizes of storyboard pictures to choose from: the standard, large format pictures; or, the smaller format pictures. The larger pictures are best for a big classroom and a storyboard that is at least 36" x 48." (We actually make a whole section of a wall into a felt storyboard!) The small format pictures are created to fit smaller storyboards--in the 24" x 36" to 36" by 48" range. They are most useful in the smaller class or for use at home.

**The Case of the Man with the Big Name***2 Kings 18-19; 2 Chronicles 32***Story-telling Tips**

Ahead of time:

1. Read the Bible verses and story. Pray!
2. Choose story action cues and/or prepare storyboard figures, if using. (Included in Visual Aids book)
3. Practice telling story with the storyboard pictures, timing your presentation. Shorten, if necessary.

During your presentation:

1. Maintain as much eye contact as possible as you tell the story.
2. Put up storyboard figures/add story action cues as you tell the story. Allow the children to help you put them on the board, if desired.
3. Include the children in your story with a few questions about what they think will happen or words/concepts that might be new to them.
4. Watch the kids for signs that their attention span has been reached. Shorten, if necessary.

**INTRODUCTION/ LISTENING ASSIGNMENTS**

**"Our story is called: The Case of the Man with the Big Name. Here is your listening assignment."** Read from Detective Dan's Listening Assignment signs, but questions are summarized below:

**Detective Dan's Lesson #1 Listening Assignment:****I need to know:**

1. Who was the man with the big name? What did he think he could do?
2. Who proved to be even more powerful than him?

**Detective Dan's Lesson #2 Listening Assignment:****Our Bible Verse is Psalm 135:5-6:**

"I know that the LORD is great, that our Lord is greater than all gods. The LORD does whatever pleases Him, in the heavens and on the earth, in the seas and all their depths."

I need to know:

1. Who did not believe the LORD was great?
2. How did the LORD show He can do whatever pleases Him?

**Detective Dan's Lesson #3 Listening Assignment:**

I found six clues, but two of them are NOT in the story.

They are: a man named Hezekiah, a donut, a soldier, a tree, a wall, and gold.

*Hold each of them up for the children to see as you identify them.***I need to know:**

1. Which four belong in the story and which two don't?
2. Who cried out to the LORD to do great things to save them?

**Read the assignment questions, THEN SAY,**

"Ok, Deep Down Detectives! Put on your best listening ears and see if you can hear the answers to Detective Dan's questions. When I finish telling the story, we will see if we can answer all the questions."

*Read the Bible Truth story, answer questions, present the gospel and lead in prayer.**Answers to questions; the gospel; and, ACTS prayer are included with the story text.*

---

**The Case of the Man with the Big Name** 2 Kings 18-19; 2 Chronicles 32

---

**Story with lines separating paragraphs (text in bold, optional interaction cues in italics)** Numbers correspond to storyboard pictures and placement upon the storyboard. Always feel free to use less pictures, if it's best for your kids. Simply black out the numbers next to pictures you do not plan to use. All pictures are found in the Visual Aids book. Put BG (background) pictures on storyboard ahead of time. SB pictures (listed below in story text) are added to board as you tell the story. These numbers are also found on the back of each picture.

*Tip: Stack pictures in numerical before telling story for easy use. Use sticky-back velcro to attach pictures to storyboard felt. Use sticky-tac putty to stick a picture on top of another picture.*

---

**Long ago, there was a king with a very big name. His name was (SB1) Sennacherib. He lived in a beautiful palace in a city called Nineveh.**

*Can you say that name? Let's try: "Sennacherib."*

**Now not only did this king have a very big name; but he also had (SB2) a very big army with thousands and thousands of brave, fighting men.**

---

**And what did King Sennacherib do with his big army of brave fighting men? Well, he did just what you think he would do. He (SB3, SB4) sent his soldiers to fight the soldiers of other kings in other lands. And most every time his soldiers fought, they won. Oh, how very powerful were King Sennacherib and his soldiers!**

**Now, the king didn't send his soldiers to fight for fun. He sent them to fight to TAKE. And take, they did! (SB5, SB6) They took the other kings' lands and the other kings' stuff. They even took the other kings' people! If King Sennacherib wanted something, he got it: lands, riches, and people. But no matter how much Sennacherib took, he was never satisfied. He always wanted to take more. Really, he wanted to take EVERYTHING and be MOST POWERFUL. He wanted to be king over everyone, in every land.**

---

**One day, King Sennacherib sent (SB7) his army to the land of Judah--the land the LORD had given to His people. Sennacherib's army swooped down across the countryside and (SB8) gobbled up little cities along the way. Sennacherib was happy to have these little cities, but his eyes were on one, biggest, best and most beautiful city in Judah. Do you have any idea what that city is called?**

*Can you tell me it's name?*

**It was the city of Jerusalem. Sennacherib wanted to own Jerusalem's lovely Temple (SB9) with its beautiful golden things. He wanted all the riches of the people and their king, King Hezekiah, too.**

**So (SB10) march, march, march went Sennacherib's soldiers towards Jerusalem. Soon they would shake its thick walls and break its big, city gates. And if this city was like the others they had attacked, the people would soon surrender and Jerusalem would belong to Sennacherib.**

---

**(SB11) Up in his palace, news of Sennacherib's soldiers reached Hezekiah, king of Judah. Hezekiah was a good king. He (SB12) loved the LORD and obeyed his laws. He helped the people love and obey the LORD, too. Hezekiah believed the LORD was the one, true God. He knew the LORD was powerful. He had read the amazing stories of how the LORD rescued His people in Egypt.**

---

**But when Hezekiah heard about those thousands and thousands of soldiers coming to shake the walls of Jerusalem and break its big, city gates, he panicked. He had no army big enough to fight off all those soldiers, and he couldn't imagine how the LORD could rescue Jerusalem from this powerful enemy.**

**And, because Hezekiah knew that HE didn't have what he needed to fight the enemy....and he couldn't imagine how the LORD could, he (SB13) stopped trusting the LORD as he should have. He decided to take matters into his own hands: he would make a deal with King Sennacherib.**

---

*Story with lines separating paragraphs (text in bold, optional interaction cues in italics)*

---

**So Hezekiah sent (SB14) a message to King Sennacherib saying: "I'll pay you as much money as you want if you will send your soldiers away and leave us alone."**

**King Sennacherib loved money, so he sent a message back to King Hezekiah with his deal. "(SB15) Pay me eleven tons of gold and one ton of silver, then I will leave you alone," Sennacherib promised.**

---

**King Hezekiah was horrified! Eleven tons of gold! One ton of silver! Why that would be wagons and wagons and wagons of gold and silver! Why, that would be all the gold and silver in Jerusalem! They would even have to strip the gold off of the Temple to have enough! Should Hezekiah give King Sennacherib all their riches? Should he take the gold off of the Temple to pay off this wicked king? Was that really the only way to get rid of this powerful enemy? Hezekiah thought it was. So he gathered all the silver and gold he had (SB16), then (remove BG 7,8,9 from Temple and put on SB16) he stripped it off the Temple and sent it away to King Sennacherib. Would that be enough to make him happy?**

*What do you think?*

**No, it was not! King Sennacherib wanted more than money. He wanted King Hezekiah's lands and King Hezekiah's people, too. So, (move SB10 close to BG5 Jerusalem) march, march, march, went King Sennacherib's soldiers again, through the hills of Judah, and right up to the very walls of Jerusalem, itself.**

---

**The (SB17) leader of the army shouted mean words at (SB18) Eliakim, Shebna, and Joah, King Hezekiah's helpers: "Give this message to your king," he ordered them. "Tell him: 'If you think you can beat King Sennacherib's army you are wrong. If you think the LORD your God can take care of you, you are wrong. No other king's army could beat us. No other god took care of the other peoples when we attacked them. You will be no different. We have come to destroy your land and take over everything," the army leader boasted.**

---

**King Hezekiah was very upset when his helpers brought him this message. He knew he didn't have enough soldiers to fight this strong enemy. He knew they could shake Jerusalem's strong walls and break their city gates. But this time, he put his trust in the only one who had been powerful enough to rescue them in the past. The one who was even more powerful than Sennacherib.**

*Who did King Hezekiah decide to trust in?*

**This time, Hezekiah trusted in the LORD! (SB19) He and his special helpers put on special clothes for times of sadness. Hezekiah (SB20) went to the Temple to pray to the LORD and he (SB21) sent Eliakim, Shebna and Joah to ask the prophet Isaiah, the LORD's special messenger, for help. "This is a terrible day! This is terrible news!" was Hezekiah's message to Isaiah. "But let's pray to the LORD. Perhaps He will help us."**

---

**The LORD did indeed hear their prayer. He sent Isaiah with a message for King Hezekiah: "The LORD says: 'Do not be afraid of what King Sennacherib or his men say to you. (SB22) I will take care of him and his army,'" Isaiah told Hezekiah.**

---

**But back outside of Jerusalem, King Sennacherib's army leader kept shouting out more mean words: "Don't trust in the LORD your God. He can't help you!"**

**This time King Hezekiah didn't listen. He just went and prayed more to the LORD: "(SB23) O LORD, You rule over every king on earth. You are stronger than King Sennacherib. You can do anything you want to do. Please, LORD, rescue us. Show King Sennacherib and his soldiers that You alone are the true God. Show them that You are more powerful than they are."**



*Story with lines separating paragraphs (text in bold, optional interaction cues in italics)*

Once more, Isaiah brought God's answer: **"Don't worry. I've heard your prayer. I will take care of Jerusalem and Judah. King Sennacherib's soldiers won't come into this city. They won't even shoot an arrow at it or attack it. I will get rid of them without you doing any fighting at all. I will turn them back on My own."**

---

And so that night, (SB24) many of King Sennacherib's soldiers were struck down dead. And in the morning, the rest of Sennacherib's soldiers went home, never to return again.

Inside the city, (SB25) King Hezekiah and all the people praised the LORD. He had done just what He said He would do. He had beaten the huge, mighty army of King Sennacherib all by Himself so that everyone would know that He is the one true God. He is all powerful. He can do anything He wants to do.

**Cracking the Case:** (story wrap-up for Listening Assignments)

It's time to see how we did with our Listening Assignment.

**Detective Dan's Lesson 1 Listening Assignment:**

**1. Who was the man with the big name? What did he think he could do?** Sennacherib. He thought he could defeat any people, any army, any god, with his great army.

**2. Who proved to be even more powerful than him?**

The LORD did. Sennacherib was no match for Him! Not in the least!

**For You and Me:**

There will never be any enemy who is more powerful than the LORD. The LORD and His good plans will always win. He will always do what is best for His people, and will always show that He is the one, true God. And who knows this most of all? God's people—all who turn away from their sins and trust in Jesus as their Savior. Ask God to help you become one of His people. He loves to help us.

**Detective Dan's Lesson 2 Listening Assignment:****Our Bible Verse is Psalm 135:5-6**

"I know that the LORD is great, that our Lord is greater than all gods. The LORD does whatever pleases Him, in the heavens and on the earth, in the seas and all their depths."

**I need to find out:**

**1. Who did not believe the LORD was great?** King Sennacherib and his army leaders.

**2. How did the LORD show He can do whatever pleases Him?** The LORD defeated King Sennacherib's army without King Hezekiah or any of the people of Jerusalem having to fight at all.

**For You and Me:**

Isn't it amazing to think that the LORD is always great enough to do whatever pleases Him. And, what pleases Him is to love sinners like you and me, and to show the world how great and good He is! And who knows this most of all? God's people—all who turn away from their sins and trust in Jesus as their Savior. Ask God to help you become one of His people. He loves to help us.

**Detective Dan's Lesson 3 Listening Assignment:**

Our six clues were: a man named Hezekiah, a donut, a soldier, a tree, a wall, and gold.

**1. Which four belong in our story?**

The man named Hezekiah, the soldier, the wall and the gold belong. The donut and the tree do not.

**2. Who cried out to the LORD to do great things to save them?** King Hezekiah cried out to the LORD to do great things and He did them! He saved them from Sennacherib's great army.

**For You and Me:**

Perhaps there will not be a great army trying to beat down our door and defeat us, but there are plenty of difficulties we face that are too big for us to handle on our own. But when we turn from our sins and trust in Jesus as our Savior, we can know that the LORD will always be with us. He will use His great power to take care of us and make sure that everything we go through is always for our good as well as His glory (to show others how great and good He is). How wonderful it is to know that nothing can ever stop the LORD from doing good for His people! How wonderful it is to be one of those people! Ask Him to help you. He loves to answer this prayer!

**The Gospel** (story wrap-up if NOT using Listening Assignments)**Our Bible Truth is:**

**How Can I Know What God Is Like?**

**He's Not Like Anyone Else...**

**He Can Do Anything He Wants to Do!**

Our story today was about how the LORD was even mightier than great King Sennacherib and his big army. The LORD showed everyone that He was much more powerful than even this mighty king and his mighty army. Why? Because the LORD can do anything He wants to do. He is all powerful. But the LORD has done something that took a lot more power than it took to beat Sennacherib and his army. He has even beaten sin and death for us through Jesus. Yes, Jesus, God's Son came to live a perfect life and offer it up on the cross as the perfect payment for the sins of all who put their trust in Him. He rose from the dead on the third day showing He had really beaten sin and death for them! Now all who turn away from their sins and trust in Him as their Savior can know God's forgiveness and become His people. They will get to know Him in their hearts now, and one day, when they die, they will go to live with Him forever. God can help you put your trust in Jesus. Ask Him! He loves to answer this prayer!

*Close in prayer.*


**Closing ACTS Prayer**

- A** We praise You, LORD. There is no god like you. You can do anything You want to do.
- C** God, we know You can do anything You want to do. We know You only do good. But too many times, we do not trust You. We don't think You are able to take care of us. Or, we don't trust that what You want to do is really best. Please forgive us! We need a Savior!
- T** LORD, thank You for being so powerful! Thank You that we can always ask for Your help and You can always give us the help we need. Thank You that You love to use Your power to do good. You will never use it to do anything bad. Thank You for even using Your great power to make the way for us to be forgiven of our sins. Thank You for sending Jesus!
- S** Work in our hearts, LORD. Help us to turn from our sins and trust in Jesus as our Savior. Help us to depend on You to take care of us. Use Your great power to do all of Your wonderful will in us and in this world. In Jesus' name we pray, Amen.

***Go to Lesson Plan, p.9 for the script to the rest of the lesson.***



Can Anybody Tell me What the  
LORD Is Like?



ANSWER:

He's Not Like Anyone Else!

VISUAL  
AID

#1

take out



of BQB

## The Big Question

*Hold up the Big Question sign for all the children to see, and say:*

The Big Question we are investigating today is  
Big Question Number 4:

**Can Anybody Tell Me What the LORD Is Like?**

and the Answer is:  
**He's Not Like Anyone Else!**

### Meaning:

There are many gods that people worship, but none is like the LORD. He is the one, true God. He's not like anyone else! He's always been alive--and He will never die. He's completely good and loving. He's all-powerful and all-wise. And that's just the beginning of what the LORD is like. He is so great! There will always be more of Him to know.

Let's sing our Big Question Song:"

## Big Q & A 4 Song



*DDD NIV Songs 4, track 12*

*(adapted version of "Have You Ever Seen a Lassie")*

Can anybody tell me,  
Tell me, tell me,  
Can anybody tell me,  
What the LORD is like?  
He's not like anyone else,  
Anyone else, anyone else,  
He's not like anyone else,  
That's what the LORD is like.



# BIG QUESTION 4: Eight truths about the LORD



8.



Visual  
Aid

#2

My  
Question  
Book

of BQB

## This Unit's Bible Truths

"He's not like anyone else" is a good beginning, but there's so more to learn. So it's time for us to dig down even deeper for more answers to our Big Question about God. We're going to be learning EIGHT Bible truths that all tell us more about what the God is like.

Who would like to hand me the picture with our eight Bible truths on it? It's in the Big Question Box/Briefcase."

*Choose a child to get it and hand it to you, then hold it up and show them the pictures of the eight truths they will be learning.*

*After everyone has had a good look say...*

"Ok, we've learned six truths about what the LORD is like. They are: "He is a Glorious Spirit," "He is the One, True God," "He is Father, Son and Holy Spirit: Three Persons, but Just One God," "He is Everywhere, All the Time," "He Knows Everything There is to Know," and, "He is Perfectly Holy, Purely Good" (point to pictures as you identify each Bible Truth). Now let's look at our Bible Truth Clue sign and see if we can figure out which of these eight truths we will be learning about today. Who would like to get it out of the Big Question Briefcase for me?"

*Choose a child to open the briefcase, take out the Bible Truth Clue sign and hand it to you.*

CAN YOU GUESS BIBLE TRUTH 7?

**Can Anybody Tell Me  
What the LORD Is Like?  
He's Not Like  
Anyone Else...**

**He Can Do ???  
He Wants to Do!**

**HINT:** "What can you do if  
you are all-powerful?  
That's what God can do.  
It rhymes with "twenty rings."

**ANSWER:  
He Can Do ANYTHING  
He Wants to Do!**

Visual take out

Aid

#3



of BQB



# Revealing the Bible Truth We Are Learning

*Hold up the front side for the children to see. Cover up the answer, written along the bottom, and say:*

**"Can Anybody Tell Me What the LORD Is Like?  
He's Not Like Anyone Else!  
He Can Do ??? He Wants to Do!"**

We're missing one word. Here's the hint to what the missing word is. It says: "What can you do if you are all-powerful? That's what God can do. It rhymes with "twenty rings."

Can you guess? It's "anything."

So the Bible Truth we are learning today is:

*(uncover answer from bottom of sign, show it to them and say:)*

**"Can Anybody Tell Me What the LORD Is Like?  
He's Not Like Anyone Else!  
He Can Do ANYTHING He Wants to Do!"**

And here is what this Bible Truth means:

*(read the meaning off of the back of the sign, say:)*

The LORD is all-powerful. He is in control of everything. And, He has nothing but perfectly wise plans for this world. Because He is all powerful, we know that His perfectly wise plans will always happen. No one can stop the LORD from doing the good things for His people. Nothing can stop the LORD from doing the wonderful things that show everyone how great He is.



**"I know that the LORD is great, that our Lord is greater than all gods.  
The LORD does whatever pleases Him, in the heavens and  
on the earth, in the seas and all their depths." Psalm 135:5-6**





## Bible Truth 7 Bible Verse

*Remove the Bible Verse Picture from the "Bible" folder and hold it up for all the children to see, then say:*

Psalms 135:5-6 tells us:

### **Psalms 135:5-6:**

"I know that the LORD is great, that our Lord is greater than all gods. The LORD does whatever pleases Him, in the heavens and on the earth, in the seas and all their depths."

**Learn a Little:** The LORD does whatever pleases Him."

### **What does that mean?**

Omnipotent means all powerful. The LORD is all-powerful. He is greater than all gods. He is all-powerful over all His creation. That is why in the heavens, the earth, and the seas, He will always do whatever pleases Him.

"Now it's time to do a bit more deep down investigating. Let's see what Detective Dan wants us to help him figure out. Would someone like to get it out for me?"

"We've said our Bible verse, now let's sing it!"

"We've said our Bible verse, now let's sing it!"

## I Know that the LORD Is Great:

### **Psalms 135:5,6**

*DDD NIV Songs 4, track 26*

I know that the LORD is great,  
That our Lord is greater than all gods.  
The LORD does whatever pleases him.  
In the heavens and on the earth,  
In the seas and all their depths,  
In the heavens and on the earth,  
In the seas and all their depths.  
The LORD does whatever pleases Him.  
Psalms One-thirty-five, five and six.

"Now it's time to do a bit more deep down investigating. Let's see what Detective Dan wants us to help him figure out. Would someone like to get it out for me?"

take out




of BQB

Place in



Visual

Aid



# Detective Dan's Listening Assignment #1



# Detective Dan's

## Listening Assignment #1



Hi, Deep Down Detectives!

I'm working on a brand-new case called:

"The Case of the Man with the Big Name."

I need to find out:

1. Who was the man with the big name? What did he think he could do?

AND

2. Who proved to be even more powerful than him?

Can you help me? Listen carefully to the story and you might just hear the answers!

Thanks!

Detective Dan

***Then say,*** "Ok, Deep Down Detectives! Put on your best listening ears and see if you can hear the answers to Detective Dan's questions. When I finish telling the story, we will see if we can answer all of his questions."

*Read the Bible Truth story, putting up the storyboard pictures as you tell it.*

*At the end of the story, repeat the questions and lead the children in answering them. Present the gospel and close in prayer.*

\*Answers to assignment questions, the gospel and ACTS prayer are also included at the end of the story text.\*

Answers:

1. **Who was the man with the big name?** What did he think he could do? Sennacherib. He thought he could defeat any people, any army, any god, with his great army.

2. **Who proved to be even more powerful than him?** The LORD did. Sennacherib was no match for Him! Not in the least!

### **For You and Me**

There will never be any enemy who is more powerful than the LORD. The LORD and His good plans will always win. He will always do what is best for His people, and will always show that He is the one, true God. And who knows this most of all? God's people—all who turn away from their sins and trust in Jesus as their Savior. Ask God to help you become one of His people. He loves to help us.





# Detective Dan's Listening Assignment #2



# Detective Dan's

## Listening Assignment #2



Hi, Deep Down Detectives!

I'm still working on the case called:

"The Case of the Man with the Big Name."

Our Bible Verse is Psalm 135:5-6:

I know that the LORD is great, that our Lord is greater than all gods. The LORD does whatever pleases Him, in the heavens and on the earth, in the seas and all their depths."

I need to find out:

1. Who did not believe the LORD was great?

AND

2. How did the LORD show He can do whatever pleases Him?

Can you help me? Listen carefully to the story and you might just hear the answers!

Thanks for your help!

Detective Dan

***Then say,*** "Ok, Deep Down Detectives! Put on your best listening ears and see if you can hear the answers to Detective Dan's questions. When I finish telling the story, we will see if we can answer all of his questions."

*Read the Bible Truth story, putting up the storyboard pictures as you tell it. At the end of the story, repeat the questions and lead the children in answering them. Present the gospel and close in prayer.*

*\*Answers to assignment questions, the gospel and ACTS prayer are also included at the end of the story text.\**

Answers:

**Our Bible Verse is Psalm 135:5-6:**

"I know that the LORD is great, that our Lord is greater than all gods. The LORD does whatever pleases Him, in the heavens and on the earth, in the seas and all their depths."

**I need to find out:**

**1. Who did not believe the LORD was great?** King Sennacherib and his army leaders.

**2. How did the LORD show He can do whatever pleases Him?** The LORD defeated King Sennacherib's army without King Hezekiah or any of the people of Jerusalem having to fight at all.

**For You and Me:**

Isn't it amazing to think that the LORD is always great enough to do whatever pleases Him. And, what pleases Him is to love sinners like you and me, and to show the world how great and good He is! And who knows this most of all? God's people—all who turn away from their sins and trust in Jesus as their Savior. Ask God to help you become one of His people. He loves to help us.



take out



of BQB

Visual  
Aid



# Detective Dan's Listening Assignment #3



# Detective Dan's

## Listening Assignment #3



Hi, Deep Down Detectives!

I'm still working on the case called:

"The Case of the Man with the Big Name."

I found SIX clues, but TWO of them are NOT in the story.

**They are: a man named Hezekiah, a donut, a soldier, a tree, a wall, and gold.**

*Hold up each of the six pictures for the children to see as you identify them. Better yet, put them up on your flannelgraph board, off to one side.*

**I need to know:**

- 1. Which FOUR pictures belong in the story and which TWO do NOT?**
- 2. Who cried out to the LORD to do great things to save them?**

**Can you help me? Listen carefully to the story and you might just hear the answers!**

**Thanks!**

**Detective Dan**

***Then say,*** "Ok, Deep Down Detectives! Put on your best listening ears and see if you can hear the answers to Detective Dan's questions. When I finish telling the story, we will see if we can answer all of his questions."

*Read the Bible Truth story, putting up the storyboard pictures as you tell it. At the end of the story, repeat the questions and lead the children in answering them. Present the gospel and close in prayer.*

*\*Answers to assignment questions, the gospel and ACTS prayer are also included at the end of the story text.\**

**Answers:**

**1. Which four belong in our story?**

The man named Hezekiah, the soldier, the wall and the gold belong. The donut and the tree do not.

**2. Who cried out to the LORD to do great things to save them?** King Hezekiah cried out to the LORD to do great things and He did them! He saved them from Sennacherib's great army.

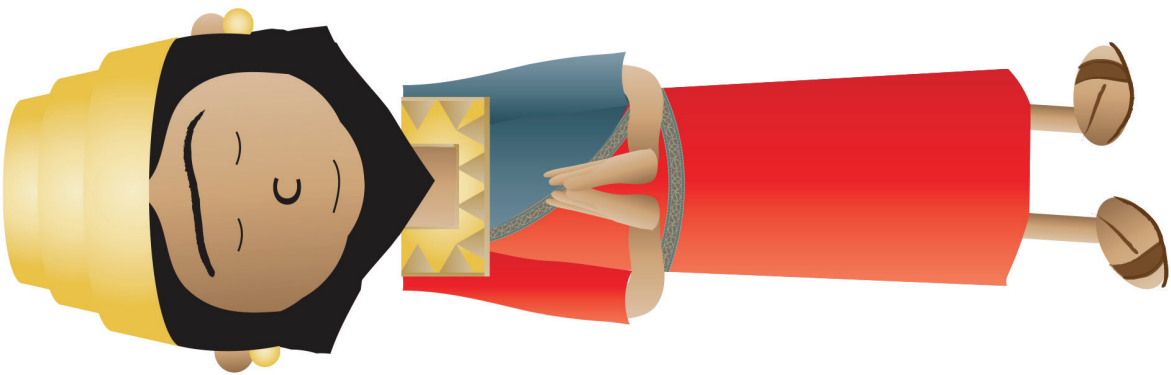
**For You and Me:**

Perhaps there will not be a great army trying to beat down our door and defeat us, but there are plenty of difficulties we face that are too big for us to handle on our own. But when we turn from our sins and trust in Jesus as our Savior, we can know that the LORD will always be with us. He will use His great power to take care of us and make sure that everything we go through is always for our good as well as His glory (to show others how great and good He is). How wonderful it is to know that nothing can ever stop the LORD from doing good for His people! How wonderful it is to be one of those people! Ask Him to help you. He loves to answer this prayer!

A Donut



A Man Named Hezekiah






DDD 4.7 Lesson 3 Listening Assignment Clue Picture1 for kids




DDD 47 Lesson 3 Listening Assignment Clue Picture 2 for kids



A Tree



A Soldier









DDD 4.7 Lesson 3 Listening Assignment Clue Picture3 for kids

## Gold



## A Wall





DDD 4.7 Lesson 3 Listening Assignment Clue Picture 5 for kids

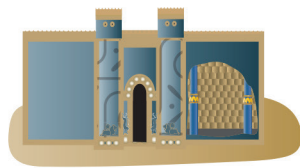


DDD 4.7 Lesson 3 Listening Assignment Clue Picture 6 for kids

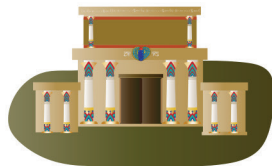
## Big Question 4, Bible Truth 7 Storyboard Background Pictures Key (BG)

Put these pictures in place on your storyboard BEFORE you tell your story.


**BG1 Nineveh**



**BG2 Attacked Land 1**



**BG3 Attacked Land 2**




**BG4 Judah**



**BG5 Jerusalem**



**BG6 Jerusalem Front Wall**



**BG7 Gold from Temple 1**



**BG8 Gold from Temple 2**



**BG9 Gold from Temple 3**



## Big Question 4, Bible Truth 7 Storyboard Pictures Key (SB)

Store these pictures in numerical order in your DDD Bible Folder.

Add these to your story as you tell it. Numbers correspond to placement order.

**SB1 King Sennacherib**



**SB2 Sennacherib's Big Army**



**SB3 Army Attacking City 1**



**SB4 Army Attacking City 2**



**SB5 Taking City 1's People and Things**




**SB6 Taking City 2's People and Things**



**SB7 Army Attacking Judah**



**SB8 Judah Towns Taken**



**SB9 Beautiful Things in Temple**



**SB10 Army Coming Towards Jerusalem**



**SB11 King Hezekiah in Palace**



**SB12 Loves the LORD**



**SB13 Makes a Deal, Doesn't Trust the LORD**



**SB14 Messenger**



**SB15 Hezekiah Reads Terms of Deal**



**SB16 Gold and Silver Loaded Up**



**SB17 Commander of Sennacherib's Army**



**SB18 Joah, Eliakim and Shebna, the King's Helpers**



**SB19 King and Helpers Put on Sackcloth and Ashes**



**SB20 King Prays**



**SB21 Helpers Talk to the Prophet Isaiah**




**SB22 The LORD's Message of Rescue**



**SB23 King Hezekiah's Prayer**



**SB24 Dead Soldiers**



**SB25 Everyone Praises the LORD**

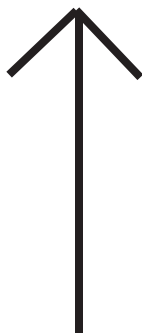




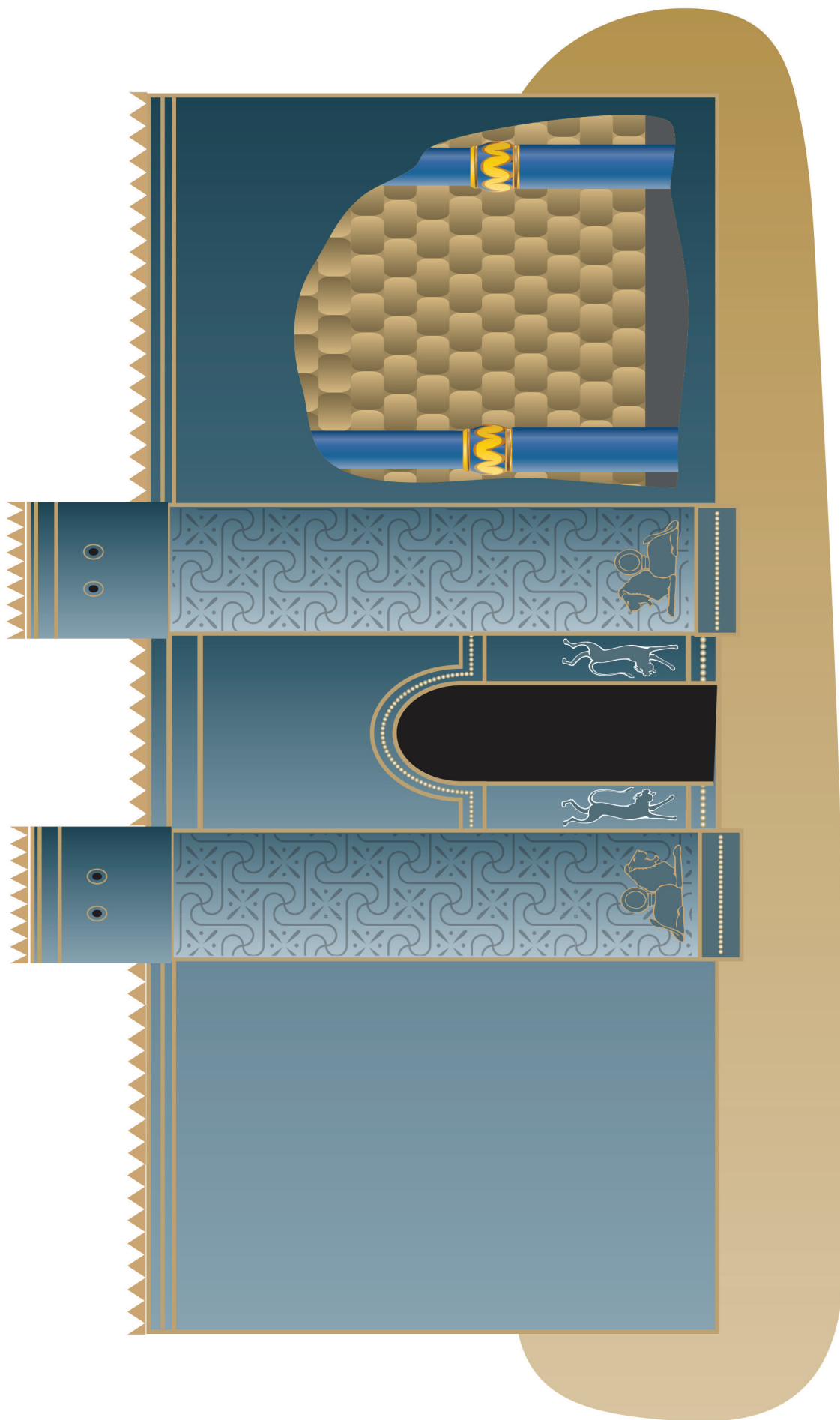


NOTE:

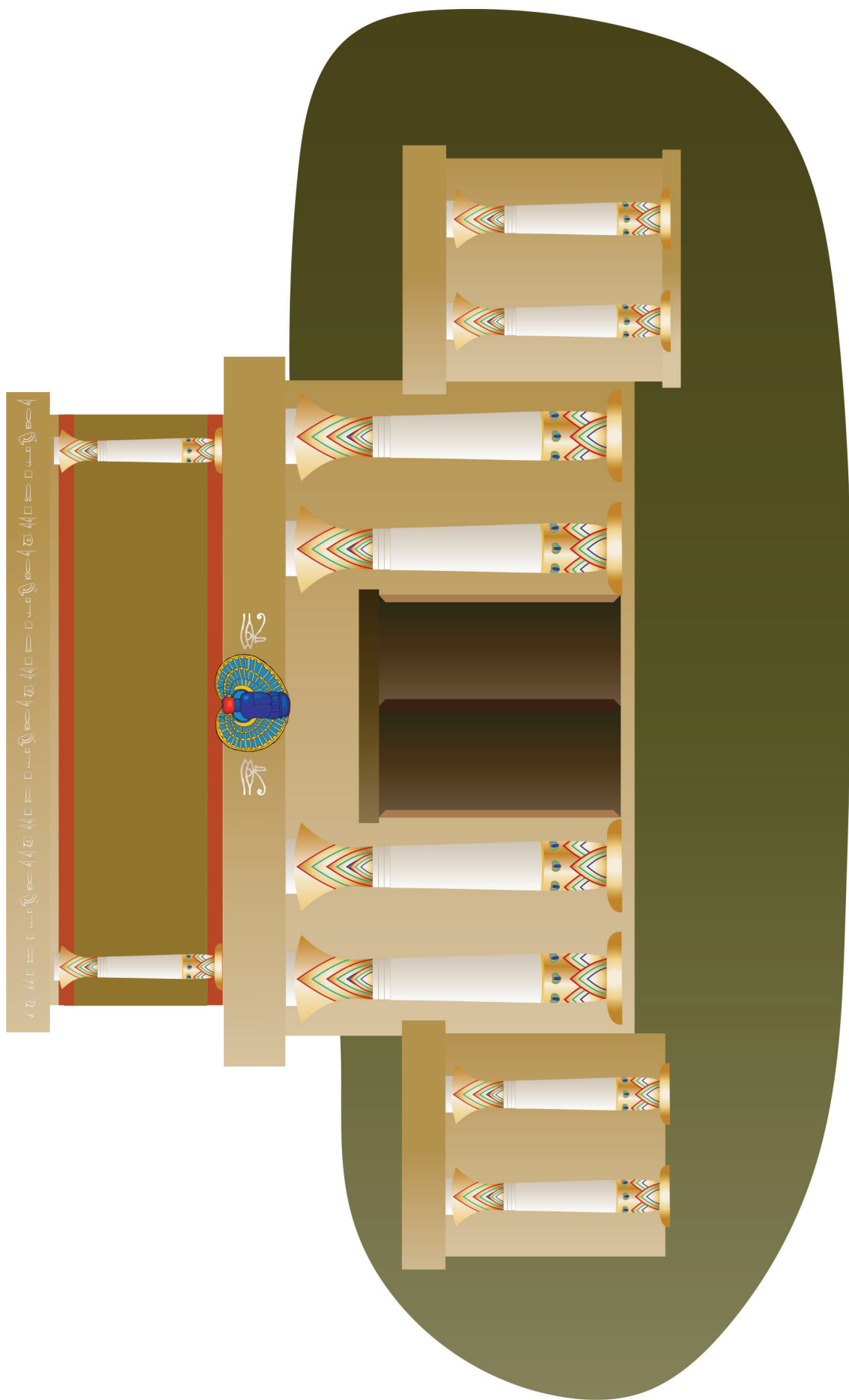
Some of the larger images are assembled from two or more pages. You can make these easier to fold by leaving a small gap in the lamination between the pieces. This allows you to fold the image along the gap.



leave slight gap here  
to create a “hinge” for  
easy folding

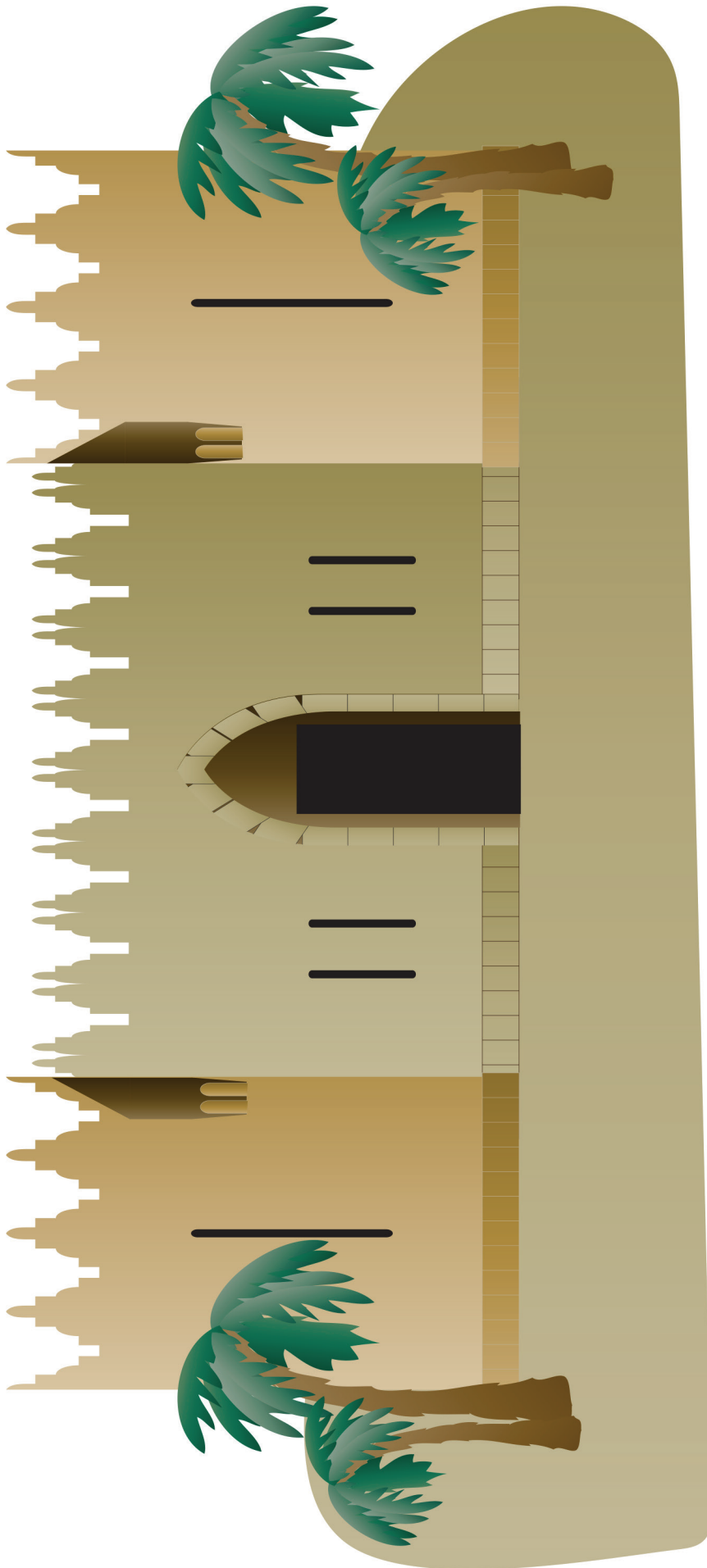


BG1 Nineveh  
DDD 4.7 Story  
Place on board BEFORE telling story  
Glue together and laminate





BG2 Attacked Land 1  
DDD 4.7 Story  
Place on board BEFORE telling story  
Glue together and laminate



BG3 Attacked Land 2  
DDD 4.7 Story  
Place on board BEFORE telling story  
Glue together and laminate

SB17 Commander of Sennacherib's Army  
DDD 4.7 Story




BG4 Judah  
DDD 4.7 Story  
Place on board BEFORE telling story  
Glue together and laminate






BG5 Jerusalem pt 1 of 2  
DDD 4.7 Story  
Place on board BEFORE telling story  
Glue together and laminate




BG5 Jerusalem pt 2 of 2  
DDD 4.7 Story  
Place on board BEFORE telling story  
Glue together and laminate





SB7 Army Attacking Judah  
DDD 4.7 Story

BG6 Jerusalem Front Wall pt 1 of 2  
DDD 4.7 Story  
Place on board BEFORE telling story  
Glue together and laminate




SB18 Joah, Eliakim and  
Shebna, the King's Helpers  
DDD 4.7 Story

SB20 King Prays DDD 4.7 Story


SB1 King Sennacherib  
DDD 4.7 Story

BG6 Jerusalem Front Wall pt 2 of 2  
DDD 4.7 Story  
Place on board BEFORE telling story  
Glue together and laminate





SB2 Sennacherib's Big Army  
DDD 4.7 Story  
Glue Together and Laminate






SB3 Army Attacking Land 1  
DDD 4.7 Story



SB4 Army Attacking Land 2  
DDD 4.7 Story  
Glue Together and Laminate

SB8 Judah Towns Taken  
DDD 4.7 Story

SB15 Hezekiah Reads  
Terms of Deal  
DDD 4.7 Story





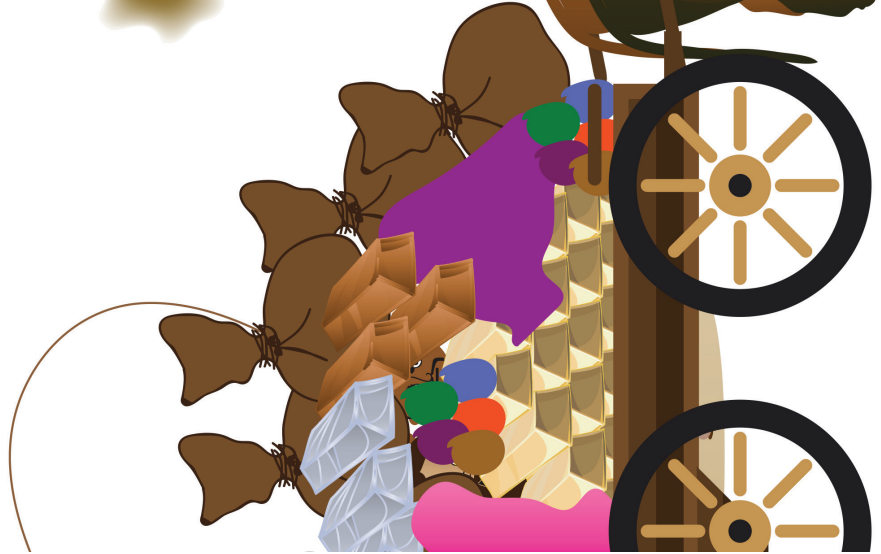

SB10 Army Coming Towards  
Jerusalem  
DDD 4.7 Story



SB25 Everyone Praises  
the LORD  
DDD 4.7 Story

SB5 Taking Land 1's People  
and Things Pt 1 of 2  
DDD 4.7 Story  
Glue Together and Laminate

SB5 Taking Land 1's People  
and Things Pt 2 of 2  
DDD 4.7 Story  
Glue Together and Laminate



SB19 King and Helpers  
Put on Sackcloth  
and Ashes DDD 4.7 Story


SB12 Loves the LORD  
DDD 4.7 Story

SB21 Helpers Talk to  
the Prophet Isaiah  
DDD 4.7 Story

SB5 Taking Land 2's People  
and Things Pt 2 of 2  
DDD 4.7 Story  
Glue Together and Laminate

SB5 Taking Land 2's People  
and Things Pt 1 of 2  
DDD 4.7 Story  
Glue Together and Laminate







SB9 Beautiful Things in Temple  
DDD 4.7 Story

SB24 Dead Soldiers  
DDD 4.7 Story

BG7 Gold from Temple 1 DDD 4.7 Story  
Place on board BEFORE telling stor

BG9 Gold from Temple 2 DDD 4.7 Story  
Place on board BEFORE telling story


BG8 Gold from Temple 2 DDD 4.7 Story  
Place on board BEFORE telling story



SB16 Gold and Silver  
Loaded Up Pt 1 of 2  
DDD 4.7 Story

SB13 Makes a Deal, Doesn't  
Trust the LORD DDD 4.7 Story

SB16 Gold and Silver  
Loaded Up Pt 2 of 2  
DDD 4.7 Story





SB23 King Hezekiah's Prayer  
DDD 4.7 Story

SB14 Messenger  
DDD 4.7 Story

SB22 The LORD's Message  
of Rescue DDD 4.7 Story

SB11 King Hezekiah in Palace  
DDD 4.7 Story

# **DEEP DOWN DETECTIVES**



**Visual Aids**

**Unit 4,**

**Bible Truth 8**

## About the Deep Down Detectives Visual Aids

### How Are They Used?



The Deep Down Detectives Visual Aids book is a companion resource to be used alongside the Deep Down Detectives Core Curriculum book for each unit. These colorful pictures are used in presenting the key concepts; telling the Bible stories; and, in playing the Bible Story Review games.

### What Do They Include?



**There are five, different resources included in this book:**

**1. Key Concept Visual Aids**-- colorful signs of the Big Question and Answer, the Bible Truth, the Bible verse, and the Listening Assignments to use with the 3 lessons for each Bible Truth.

**2. The Storyboard Picture Key**--a who's who of the pictures in thumbnail size. Some pictures are labeled "BG." These are your background pictures that you put on the storyboard before telling the story. The rest of the pictures are labeled "SB." These are pictures you put up on the storyboard as you tell the story.


**3. Storyboard Suggested Picture Placement** page--where to place the pictures on your storyboard.

**4. The pictures, themselves.** Notice that each picture is identified and numbered on the back for easy reference. The numbers correspond to the numbers in the Picture Placement Key and in the actually story script (found in the Core Curriculum book.)

**5. Directions** for making the Deep Down Detectives "Bible" Folder and the **back/front images** to paste in place when making it. (Larger back/front images are found online with the curriculum.)

**Directions** for how to make a homemade flannelgraph storyboard and sturdy storyboard pictures are found in **Appendix E in the Core Curriculum book.**

### Ready, Set, Rip It Out!



This book is meant to be ripped up and made into your visual aids. The key concept signs can be cut out and laminated or slipped into sheet protectors. Cut out around the storyboard images and ideally, laminate these. Some of the biggest pictures actually need to be stuck together, before laminating.

### Store It!



Deep Down Detectives is a curriculum that can be used over and over. Store your visual aids and storyboard pictures after using them and they will serve you for many years. We store ours in manilla envelopes and then put them (along with all the rest of the curriculum) in magazine files, labeled by Bible Truth. If you have multiple classes using the curriculum, store each set of resources in separate manilla envelopes. This will make prep much simpler, second time around.

### Replacement Storyboard Pictures



You can always purchase this book again or simply go online and print out any pictures that go missing.

### Two Sizes of Storyboard Pictures



There are two sizes of storyboard pictures to choose from: the standard, large format pictures; or, the smaller format pictures. The larger pictures are best for a big classroom and a storyboard that is at least 36" x 48." (We actually make a whole section of a wall into a felt storyboard!) The small format pictures are created to fit smaller storyboards--in the 24" x 36" to 36" by 48" range. They are most useful in the smaller class or for use at home.

**The Case of the Never-Forgotten Food***Exodus 16***Story-telling Tips**

Ahead of time:

1. Read the Bible verses and story. Pray!
2. Choose story action cues and/or prepare storyboard figures, if using. (Included in Visual Aids book)
3. Practice telling story with the storyboard pictures, timing your presentation. Shorten, if necessary.

During your presentation:

1. Maintain as much eye contact as possible as you tell the story.
2. Put up storyboard figures/add story action cues as you tell the story. Allow the children to help you put them on the board, if desired.
3. Include the children in your story with a few questions about what they think will happen or words/concepts that might be new to them.
4. Watch the kids for signs that their attention span has been reached. Shorten, if necessary.

**INTRODUCTION/ LISTENING ASSIGNMENTS**

**"Our story is called: The Case of the Never-Forgotten Food. Here is your listening assignment."** Read from Detective Dan's Listening Assignment signs, but questions are summarized below:

**Detective Dan's Lesson #1 Listening Assignment:**

I need to find out:

- 1. Who needed bread? Why was it so hard to get it?**
- 2. Who never forgot to give them bread? What was special about it?**

**Detective Dan's Lesson #2 Listening Assignment:****Our Bible Verse is Psalm 145:13, 17-18:**

"The LORD is faithful to all his promises and loving toward all he has made. The LORD is near to all who call on him, to all who call on him in truth. He fulfills the desires of those who fear him; he hears their cry and saves them."

I need to find out:

- 1. What did the people of Israel think the LORD would NOT be faithful to provide for them?**
- 2. How did the LORD show He was faithful to His promises to take care of the people of Israel?**

**Detective Dan's Lesson #3 Listening Assignment:**

I found six clues, but only 4 of them are in the story.

They are: a pie, a rock, a hippo, a weed, a man named Moses, and manna.

*Hold each of them up for the children to see as you identify them.*

I need to figure out:

- 1. Which four belong in our story?**
- 2. Who thanked the LORD for rescuing them from the mean king of Egypt?**

**Read the assignment questions, THEN SAY,**

"Ok, Deep Down Detectives! Put on your best listening ears and see if you can hear the answers to Detective Dan's questions. When I finish telling the story, we will see if we can answer all the questions."

*Read the Bible Truth story, answer questions, present the gospel and lead in prayer.**Answers to questions; the gospel; and, ACTS prayer are included with the story text.*

**The Case of the Never-Forgotten Food** Exodus 16

**Story with lines separating paragraphs (text in bold, optional interaction cues in italics)** Numbers correspond to storyboard pictures and placement upon the storyboard. Always feel free to use less pictures, if it's best for your kids. Simply black out the numbers next to pictures you do not plan to use. All pictures are found in the Visual Aids book. Put BG (background) pictures on storyboard ahead of time. SB pictures (listed below in story text) are added to board as you tell the story. These numbers are also found on the back of each picture.

*Tip: Stack pictures in numerical before telling story for easy use. Use sticky-back velcro to attach pictures to storyboard felt. Use sticky-tac putty to stick a picture on top of another picture.*

---

**(SB1) Rocks and weeds. Weeds and rocks. (SB2) That's all that the people of Israel could see around them. No water. No food. They were out in the dry, deserty wilderness.**

---

**They USED to live in Egypt. (SB3, SB4) The king had forced them to work very, very hard for him. He had been very mean to them. He didn't care if they were hurt. He just wanted them to work and work and work.**

---

**But the LORD cared. He sent (SB5) a man to rescue them and take them away from Egypt and that mean king. Do you know what the man's name was?**

*Do you know?*

**It was Moses! Yes, the LORD would use Moses and his brother, Aaron, to show His mighty power to the king and all his people. He would use him to free them from all that hard work, and take them to a wonderful homeland.**

---

**At first (SB6) the king refused to let Moses take the people of Israel away. But as the LORD used His mighty power to send (SB7) sad thing after sad thing upon the king and his people, the king (SB8) finally said yes.**

---

**(SB9) The people gathered up their things and Moses led them out of Egypt and into the wilderness. They were off to the wonderful homeland the LORD promised them! Yay!**

---

**(SB10) How happy the people were as they left Egypt! They had so much to thank the LORD for!**

*Can you think of what they could thank the LORD for doing for them?*

**No longer did they have to work for that mean king! No longer did they have to live as his slaves. The LORD was caring for them and He would lead them home.**

---

**They shouted their thanksgiving to the LORD: "O LORD, there is no God like You! You fight for your people! You rescue them! You beat the king and lead us away! Your love never fails!"**

---

**How happy the people of Israel were that all their troubles were over. But were their troubles really over? Yes, they were far away from that mean king... but now they were in the wilderness, surrounded by all these rocks and weeds! Where would they get food?**

---

**(SB11) Now the people weren't so happy anymore. Now they were... well, how would YOU feel if you were out in the hot, dry wilderness with no food in sight?**

*How would you feel?*

**The people were scared and upset...VERY UPSET! They didn't know what to do and (SB12) they forgot about the ONE who was with them and COULD take care of them, even out in that wilderness--the LORD!**



*Story with lines separating paragraphs (text in bold, optional interaction cues in italics)*

---

**They forgot how good the LORD had been to them already. They forgot that the LORD always keeps His promises. And, they forgot how mighty the LORD is. He could always take care of their needs!**

**And because they forgot, they began to grumble to (SB13) Moses and his brother, Aaron. “(SB14) It would have been better for the LORD to let us die working for the mean king in Egypt! At least in Egypt we sat by pots of meat and ate our fill of bread!! Now we’re going to die out here in this wilderness surrounded by nothing but these rocks and weeds!” they exclaimed.**

---

**Were they right? Had the LORD brought them out into the wilderness to die?**

*What do you think?*

**Of course, not! The LORD had brought them out there in that dry wilderness to grow their trust in Him. He had brought them out there to show how great He was. He had brought them out there to lead them home.**

**The LORD is always faithful to His people, through and through. They could trust Him to take care of them. He wouldn’t let them die! He knew exactly what they needed, and He would give it to them.**

---

**The LORD told Moses: “(SB15, SB16) Gather the people together and tell them that I am about to rain bread from heaven...enough to feed EVERYONE! Tell the people to go out every day and gather what they need for the day. On the day before Sabbath worship day, have them gather extra bread. Then they can rest and worship Me on the worship day, instead of gathering food,” the LORD said.**

---

**So, Moses got all the people together, and told them: “The LORD has heard you grumble to us about food. He wants you to know that you’re really grumbling against Him. You are acting like He isn’t faithful to you. Now He’s going to show you yet again how faithful He is. (SB17) He’s going to give you meat to eat at night and bread to eat in the morning. He freed you from Egypt, and He will keep on taking care of you,” Moses told them.**

---

**But weren’t there just weeds and rocks around? How could the LORD provide meat and bread for all those thousands and thousands of people with hungry, grumbling tummies for even just one meal, let alone every morning and every night over and over and over again?! How would He do it?**

**Soon the people saw. That evening the air was suddenly filled with a loud, flapping noise. What could it be?**

*What do you think made that noise?*

**The people looked up and (SB18) saw the sky filled with more quail birds than you could count! Thousands and thousands of them!**

**(SB19) That great flock of birds landed all over the camp until it was covered in them. Here was the meat the LORD promised to give them!**

**The people gladly took the birds and (SB20) roasted them. How they enjoyed that tasty meat that night! The LORD had been faithful to His promises that evening. Everyone went to bed with a full belly that night!**

*Story with lines separating paragraphs (text in bold, optional interaction cues in italics)*

---

The morning brought an even bigger surprise! The people came out of their tents to find thin little flakes of something all over the ground. "What is it?" everyone wondered. No one had ever seen anything like it.

"This is the bread that the LORD has given you to eat," Moses told them. "Gather up as much as you need for your families today. God will give you more tomorrow."

---

What funny-looking bread! But when they tasted it, it tasted so good! It was sweet like honey. The people called it "What is it?" – or manna, as they say in their language. They gathered it up and cooked with it. Yum, yum, yummy! Bread from heaven!

---

Day after day, the people of Israel traveled for forty, long years. Every day, they walked through the rocks and weeds of the wilderness until, at last, they made it to the beautiful homeland the LORD had promised them. And was there ever a day when HE let them go hungry, those whole, forty years?

*What do you think?*

No, there was not! The LORD, Himself, fed them with manna from heaven, every single day. How good the LORD was to the His people! He was always faithful, through and through... and He still is, even today!

**Cracking the Case:** (story wrap-up for Listening Assignments)

It's time to see how we did with our Listening Assignment.

**Detective Dan's Lesson 1 Listening Assignment:****1. Who needed bread? Why was it so hard to get it?**

The people of Israel needed bread in the wilderness. It was so hard to get because the wilderness was dry and there were only weeds and rocks! No food!

**2. Who never forgot to give them bread? What was special about it?** The LORD never forgot to give them bread. He gave them "manna"--special bread from heaven that they collected from the ground every morning.

**For You and Me:**

The LORD was faithful to take care of the people of Israel. He fed them bread and meat, even when it seemed impossible. The LORD has been faithful to us in an even more amazing way! He promised to send a Savior to save us from our sins and He kept His promise! He sent His Son, Jesus to live a perfect life and offer it up as the full payment for sins when He suffered and died on the cross. Then on the third day, Jesus rose up from the dead, showing He had really done it. He had really beaten sin and death for us! And now, all who turn away from their sins and trust in Jesus as their Savior, they will be forgiven their sins and become God's dearly loved people! Ask Him to help you trust in Jesus as your Savior! He loves to help us!

**Detective Dan's Lesson 2 Listening Assignment:****Our Bible Verse is Psalm 145:13, 18-19:**

"The LORD is faithful to all his promises and loving toward all he has made. The LORD is near to all who call on him, to all who call on him in truth. He fulfills the desires of those who fear him; he hears their cry and saves them."

**1. What did the people of Israel think the LORD would NOT be faithful to provide for them?** Food out in the wilderness.

**2. How did the LORD show He was faithful to His promises to take care of the people of Israel?**

He rescued them from Egypt and working for the mean king. He provided food for them in the wilderness every day until they reached the homeland He promised to give them.

**For You and Me:**

The people of Israel had so much to thank the LORD for doing for them! He rescued them from the mean king of Egypt. He took care of them as they traveled through the wilderness and gave them a wonderful, new homeland. How faithful the LORD was to them! The LORD gives us even more to be thankful for than the people of Israel. He offers to forgive our sins and make us His dearly-loved people, when we turn from our sins and trust in Jesus as our Savior. Then we will be His people and He will be our God. He will be faithful to always take care of us every day of our lives here on earth. Then one day, when we die, He will take us to the wonderful homeland of heaven to live with Him forever. That will be best of all! Ask Him to help you trust in Jesus as your Savior. He loves to help us!

**Detective Dan's Lesson 3 Listening Assignment:**

Our six clues were: a pie, a rock, a hippo, a weed, a man named Moses, and manna.

**1. Which four belong in our story?**

The rock, the weed, Moses and the manna.

**2. Who thanked the LORD for rescuing them from the mean king of Egypt?**

The people of Israel.

**For You and Me:**

The people of Israel had so much to thank the LORD for doing for them! He rescued them from the mean king of Egypt. He took care of them as they traveled through the wilderness and gave them a wonderful, new homeland. How faithful the LORD was to them! The LORD gives us even more to be thankful for than the people of Israel. He offers to forgive our sins and make us His dearly-loved people, when we turn from our sins and trust in Jesus as our Savior. Then we will be His people and He will be our God. He will be faithful to always take care of us every day of our lives here on earth. Then one day, when we die, He will take us to the wonderful homeland of heaven to live with Him forever. That will be best of all! Ask Him to help you trust in Jesus as your Savior. He loves to help us!

**The Gospel** (story wrap-up if NOT using Listening Assignments)

**Our Bible Truth is:**

**Can Anybody Tell Me What the LORD Is Like?**

**He's Not Like Anyone Else...**

**He Is Always Faithful, through and through!**

The LORD showed Himself faithful to the people of Israel when they were hungry out in the wilderness. He promised to take care of them and He did!

The LORD was so faithful to the people of Israel, but do you know what the greatest way He has been faithful not just to them, but to all of us?

He promised to send a Savior to save us from our sins! You see, we all have disobeyed God and deserve His punishment. But God sent His Son, Jesus, to live a perfect life and offer it up as the full payment for sins when He suffered and died on the cross. Then on the third day, Jesus rose up from the dead, showing He had really done it. He had really beaten sin and death for us! And now, all who turn away from their sins and trust in Jesus as their Savior, they will be forgiven their sins and become God's dearly loved people!

God gives them a brand new heart to know and love God. And one day, when they die, they will go to live with God and enjoy Him, as happy as anyone can ever be, forever! Jesus can be our Savior, too. Ask Him! He loves to help us! How faithful the LORD is to us!

*Close in prayer.*

**Closing ACTS Prayer**

**A** We praise You, God, that You are the great and awesome God. There is no God like you. You are always faithful!

**C** God, You are always faithful, but we are not. We break our promises. We do not love You or others the way we should. Please forgive us! We need a Savior!


**T** Thank you for wanting us to know and love You, even though we are just little people and You are the great and awesome God. Thank You for being so faithful to people like us who are unfaithful to You. Thank You for sending Jesus to take the punishment for the sins of all who would ever turn away from disobeying You and trust in Jesus as their own Savior.

**S** Help us to tell others about You, so they can know how great and awesome You are. Help us to depend on You. Help us to say no to disobeying You and trust in Jesus as our own Savior.

***Go to Lesson Plan, p.9 for the script to the rest of the lesson.***



Can Anybody Tell Me What the  
LORD Is Like?



ANSWER:

He's Not Like Anyone Else!

VISUAL  
AID

#1

take out



of BQB



## The Big Question

*Hold up the Big Question sign for all the children to see, and say:*

The Big Question we are investigating today is  
Big Question Number 4:

**Can Anybody Tell Me What the LORD Is Like?**

and the Answer is:  
**He's Not Like Anyone Else!**

### Meaning:

There are many gods that people worship, but none is like the LORD. He is the one, true God. He's not like anyone else! He's always been alive--and He will never die. He's completely good and loving. He's all-powerful and all-wise. And that's just the beginning of what the LORD is like. He is so great! There will always be more of Him to know.

Let's sing our Big Question Song:"



## Big Q & A 4 Song

*DDD NIV Songs 4, track 12*

*(adapted version of "Have You Ever Seen a Lassie")*

Can anybody tell me,  
Tell me, tell me,  
Can anybody tell me,  
What the LORD is like?  
He's not like anyone else,  
Anyone else, anyone else,  
He's not like anyone else,  
That's what the LORD is like.

# BIG QUESTION 4: Eight truths about the LORD



8.



Visual  
Aid

#2

My  
Question  
Book

of BQB

## This Unit's Bible Truths

"He's not like anyone else" is a good beginning, but there's so more to learn. So it's time for us to dig down even deeper for more answers to our Big Question about God. We're going to be learning EIGHT Bible truths that all tell us more about what the God is like.

Who would like to hand me the picture with our eight Bible truths on it? It's in the Big Question Box/Briefcase."

*Choose a child to get it and hand it to you, then hold it up and show them the pictures of the eight truths they will be learning.*

*After everyone has had a good look say...*

"Ok, we've learned seven truths about what the LORD is like. They are: "He is a Glorious Spirit," "He Is the One, True God," "He Is Father, Son and Holy Spirit: Three Persons, but Just One God," "He Is Everywhere, All the Time," "He Knows Everything There Is to Know," "He Is Perfectly Holy, Purely Good," and "He Can Do Anything He Wants to Do" (point to pictures as you identify each Bible Truth). Now let's look at our Bible Truth Clue sign and see if we can figure out which of these eight truths we will be learning about today. Who would like to get it out of the Big Question Briefcase for me?"

*Choose a child to open the briefcase, take out the Bible Truth Clue sign and hand it to you.*

CAN YOU GUESS BIBLE TRUTH 8?

**Can Anybody Tell Me  
What the LORD Is Like?  
He's Not Like  
Anyone Else...**

**He Is Always ???  
through and through!**

**HINT:** "This word means someone who does what they promise they will do? It rhymes with "bathe pool." (That's a silly rhyme, isn't it?)

**ANSWER:  
He Is Always Faithful, through and through!**

VISUAL  
AID

#1



of BQB

take out



# Revealing the Bible Truth

## We Are Learning

*Hold up the front side for the children to see. Cover up the answer, written along the bottom, and say:*

**"Can Anybody Tell Me What the LORD Is Like?  
He's Not Like Anyone Else!  
He Is Always ????, Through and Through!"**

We're missing one word. Here's the hint to what the missing word is. It says: "This word means someone who does what they promise they will do? It rhymes with "bathe pool." (That's a silly rhyme, isn't it?)

Can you guess? It's "faithful."

So the Bible Truth we are learning today is:

*(uncover answer from bottom of sign, show it to them and say:)*

**"Can Anybody Tell Me What the LORD Is Like?  
He's Not Like Anyone Else!  
He Is Always FAITHFUL, Through and Through!"**

And here is what this Bible Truth means:

*(read the meaning off of the back of the sign, say:)*

God is faithful. We can count on Him to always do just what He says He will do. There are many times when we are scared or worried about things, but we know that God is faithful. We can trust Him and His good plans completely—no matter what! God has given His people many promises in His Word, the Bible. They learn these promises to help them remember how God will be faithful to them. One of the best promises God makes is to save whoever asks Him to forgive their sins, when they turn away from sinning and trust in Jesus to save them. God is faithful. If we ask Him for forgiveness, trusting in Jesus as our Savior, we know that He will forgive us, too.



**"The LORD is faithful to all his promises and loving toward all he has made.**

**The LORD is near to all who call on him, to all who call on him in truth.**

**He fulfills the desires of those who fear him; he hears their cry and saves them."**

**--psalm 145:13,18-19**



## Bible Truth 8 Bible Verse

*Remove the Bible Verse Picture from the "Bible" folder and hold it up for all the children to see, then say:*

Psalms 145:13, 18-19 tells us:

### **Psalms 145:13, 18-19**

"The LORD is faithful to all his promises and loving toward all he has made. The LORD is near to all who call on him, to all who call on him in truth. He fulfills the desires of those who fear him; he hears their cry and saves them."

**Learn a Little:** "The LORD is faithful to all his promises."

### **What does that mean?**

God's people are the people who fear Him. That is, those who know He is God and desire to love and obey Him with their whole lives. They know He promises to fulfill their desires with good things, that He hears their cries and will always save them. This is because they know that the LORD is always, completely faithful to all His promises.

*"We've said our Bible verse, now let's sing it!"*

## Faithful, He Is Faithful

### **Psalms 145:13, 18, 19**

*DDD NV Songs 4, track 27*

Faithful! He is faithful!

The LORD is faithful to all His promises.

Loving! He is loving!

The LORD is loving toward all He has made.

The LORD is near to all,

To all who call on Him in truth.

He fulfills the desires of those who fear Him,  
He hears their cries and saves them.

Faithful! He is faithful!

The LORD is faithful to all His promises.

Loving! He is loving!

The LORD is loving toward all He has made.

Psalms One-forty-five, verses thirteen,  
eighteen, and nineteen.

"Now it's time to do a bit more deep down investigating. Let's see what Detective Dan wants us to help him figure out. Would someone like to get it out for me?"

take out



of BQB

Place in



Visual Aid



# Detective Dan's Listening Assignment #1



# Detective Dan's

## Listening Assignment #1



Hi, Deep Down Detectives!

I'm working on a brand-new case called:

"The Case of the Never-Forgotten Food."

I need to find out:

1. Who needed bread? Why was it so hard to get it?
- AND
2. Who never forgot to give them bread? What was special about it?

Can you help me? Listen carefully to the story and you might just hear the answers!

Thanks!

Detective Dan

***Then say,*** "Ok, Deep Down Detectives! Put on your best listening ears and see if you can hear the answers to Detective Dan's questions. When I finish telling the story, we will see if we can answer all of his questions."

*Read the Bible Truth story, putting up the storyboard pictures as you tell it.*

*At the end of the story, repeat the questions and lead the children in answering them. Present the gospel and close in prayer.*

\*Answers to assignment questions, the gospel and ACTS prayer are also included at the end of the story text. \*

Answers:

**1. Who needed bread? Why was it so hard to get it?**

The people of Israel needed bread in the wilderness. It was so hard to get because the wilderness was dry and there were only weeds and rocks! No food!

**2. Who never forgot to give them bread? What was special about it?**


The LORD never forgot to give them bread. He gave them "manna"--special bread from heaven that they collected from the ground every morning.

**For You and Me:**

The LORD was faithful to take care of the people of Israel. He fed them bread and meat, even when it seemed impossible. The LORD has been faithful to us in an even more amazing way! He promised to send a Savior to save us from our sins and He kept His promise! He sent His Son, Jesus to live a perfect life and offer it up as the full payment for sins when He suffered and died on the cross. Then on the third day, Jesus rose up from the dead, showing He had really done it. He had really beaten sin and death for us! And now, all who turn away from their sins and trust in Jesus as their Savior, they will be forgiven their sins and become God's dearly loved people!

God gives them a brand new heart to know and love God. And one day, when they die, they will go to live with God and enjoy Him, as happy as anyone can ever be, forever! Jesus can be our Savior, too. Ask Him! He loves to help us! How faithful the LORD is to us!





# Detective Dan's Listening Assignment #2



# Detective Dan's

## Listening Assignment #2



Hi, Deep Down Detectives!

I'm still working on the case called:

"The Case of the Never-Forgotten Food."

Our Bible Verse is Psalm 145:13, 18-19:

"The LORD is faithful to all his promises and loving toward all he has made. The LORD is near to all who call on him, to all who call on him in truth. He fulfills the desires of those who fear him; he hears their cry and saves them."--

I need to find out:

1. What did the people of Israel think the LORD would NOT be faithful to provide for them?

AND

2. How did the LORD show He was faithful to His promises to take care of the people of Israel?

Can you help me? Listen carefully to the story and you might just hear the answers! Thanks for your help!

Detective Dan

***Then say,*** "Ok, Deep Down Detectives! Put on your best listening ears and see if you can hear the answers to Detective Dan's questions. When I finish telling the story, we will see if we can answer all of his questions."

*Read the Bible Truth story, putting up the storyboard pictures as you tell it. At the end of the story, repeat the questions and lead the children in answering them. Present the gospel and close in prayer.*

*\*Answers to assignment questions, the gospel and ACTS prayer are also included at the end of the story text.\**

Answers:

Our Bible Verse is Psalm 145:13, 18-19:

"The LORD is faithful to all his promises and loving toward all he has made. The LORD is near to all who call on him, to all who call on him in truth. He fulfills the desires of those who fear him; he hears their cry and saves them."--

1. What did the people of Israel think the LORD would NOT be faithful to provide for them? Food out in the wilderness.

2. How did the LORD show He was faithful to His promises to take care of the people of Israel?

He rescued them from Egypt and working for the mean king. He provided food for them in the wilderness every day until they reached the homeland He promised to give them.

**For You and Me:**

The people of Israel had so much to thank the LORD for doing for them! He rescued them from the mean king of Egypt. He took care of them as they traveled through the wilderness and gave them a wonderful, new homeland. How faithful the LORD was to them! The LORD gives us even more to be thankful for than the people of Israel. He offers to forgive our sins and make us His dearly-loved people, when we turn from our sins and trust in Jesus as our Savior. Then we will be His people and He will be our God. He will be faithful to always take care of us every day of our lives here on earth. Then one day, when we die, He will take us to the wonderful homeland of heaven to live with Him forever. That will be best of all! Ask Him to help you trust in Jesus as your Savior. He loves to help us!



take out




of BQB

Place in



Visual Aid



# Detective Dan's Listening Assignment #3



# Detective Dan's

## Listening Assignment #3



Hi, Deep Down Detectives!

I'm still working on the case called:

"The Case of the Never-Forgotten Food."

I found SIX clues, but TWO of them are NOT in the story.

They are: a pie, a rock, a hippo, a weed, a man named Moses, and manna.

*Hold up each of the six pictures for the children to see as you identify them. Better yet, put them up on your flannelgraph board, off to one side.*

I need to know:

1. Which FOUR pictures belong in the story and which TWO do NOT?
2. Who thanked the LORD for rescuing them from the mean king of Egypt?

Can you help me? Listen carefully to the story and you might just hear the answers!

Thanks!

Detective Dan

**Then say,** "Ok, Deep Down Detectives! Put on your best listening ears and see if you can hear the answers to Detective Dan's questions. When I finish telling the story, we will see if we can answer all of his questions."

*Read the Bible Truth story, putting up the storyboard pictures as you tell it. At the end of the story, repeat the questions and lead the children in answering them. Present the gospel and close in prayer.*

\*Answers to assignment questions, the gospel and ACTS prayer are also included at the end of the story text.\*

Answers:

**Our six clues were: a pie, a rock, a hippo, a weed, a man named Moses, and manna.**

**1. Which four belong in our story?**


The rock, the weed, Moses and manna belong in the story.

**2. Who thanked the LORD for rescuing them from the mean king of Egypt?** The people of Israel.

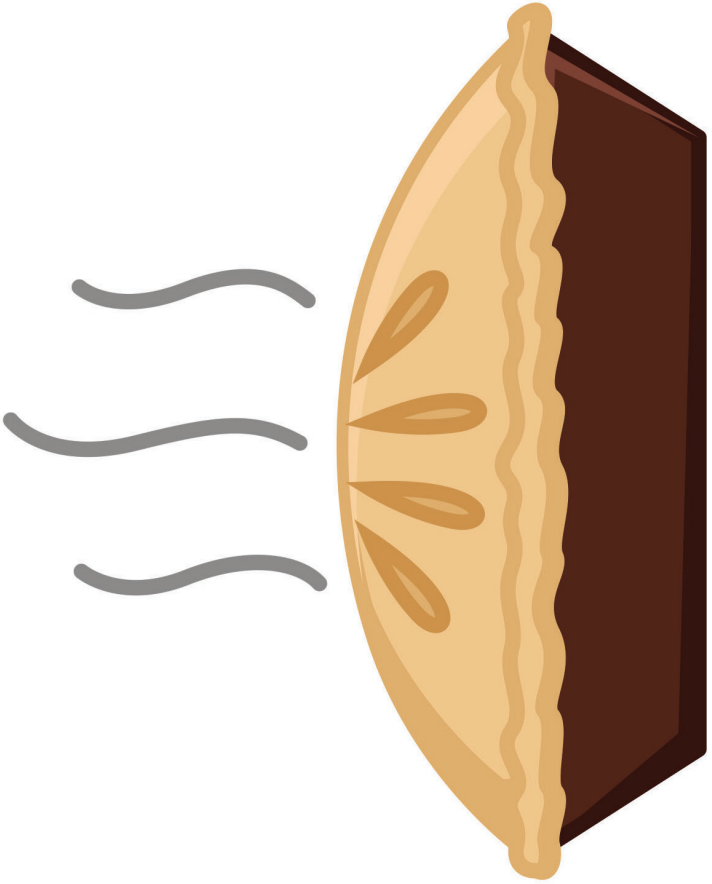
**For You and Me:**

The people of Israel had so much to thank the LORD for doing for them! He rescued them from the mean king of Egypt. He took care of them as they traveled through the wilderness and gave them a wonderful, new homeland. How faithful the LORD was to them! The LORD gives us even more to be thankful for than the people of Israel. He offers to forgive our sins and make us His dearly-loved people, when we turn from our sins and trust in Jesus as our Savior. Then we will be His people and He will be our God. He will be faithful to always take care of us every day of our lives here on earth. Then one day, when we die, He will take us to the wonderful homeland of heaven to live with Him forever. That will be best of all! Ask Him to help you trust in Jesus as your Savior. He loves to help us!

A Rock



A Pie





DDD 4.8 Lesson 3 Listening Assignment Clue Picture 2 for kids




DDD 4.8 Lesson 3 Listening Assignment Clue Picture1 for kids



A Weed



A Hippo






DDD 4.8 Lesson 3 Listening Assignment Clue Picture3 for kids




DDD 4.8 Lesson 3 Listening Assignment Clue Picture 4 for kids

## Manna



## A Man Named Moses





DDD 4.8 Lesson 3 Listening Assignment Clue Picture 5 for kids



DDD 4.8 Lesson 3 Listening Assignment Clue Picture 6 for kids

---

## Big Question 4, Bible Truth 8 Storyboard Background Pictures Key (BG)

---

Put these pictures in place on your storyboard BEFORE you tell your story.

**BG1 Egypt**



**BG2 Promised Land**

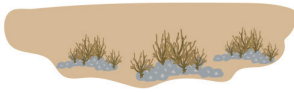




## Big Question 4, Bible Truth 8 Storyboard Pictures Key (SB)

Store these pictures in numerical order in your DDD Bible Folder.  
Add these to your story as you tell it. Numbers correspond to placement order.

**SB1 Weeds and Rocks**



**SB12 Not Trusting the LORD**



**SB2 People of Israel in Wilderness**



**SB13 Moses and Aaron Listening to Grumbling**



**SB3 People of Israel Working Hard in Egypt**



**SB14 Better Off in Egypt**



**SB4 King of Egypt**



**SB15 Moses and Aaron Gathering the People**



**SB5 Moses and Aaron Talking to King**



**SB16 The People of Israel Listening to Moses**



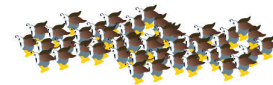
**SB17 The LORD Will Provide Bread and Meat**



**SB6 King of Egypt Refusing**



**SB18 Flock of Quail Flying**



**SB7 Sad Things on the People of Egypt**



**SB19 Flock of Quail on Ground**



**SB8 King of Egypt Freeing the People**



**SB20 Roasting the Quail**



**SB9 People of Israel Taking Things and Leaving with Moses**



**SB21 Seeing Manna in the Morning**



**SB10 People of Israel Rejoicing in What the LORD Has Done**



**SB22 Cooking with Manna**




**SB11 People of Israel Scared and Upset about Food**



**SB23 People of Israel in the Promised Land**



Note: Use sticky tac putty rather than velcro on back of pictures placed on top of other pictures.



BG1



BG2



SB3



SB4



SB5



SB6



SB7



SB8



SB10



SB11



SB12



SB13



SB14



SB15



SB16



SB17



SB18



SB19



SB20



SB21



SB22



SB23



SB24



SB25



SB26



SB27



SB28



SB29



SB30



SB31



SB32



SB33



SB34



SB35



SB36



SB37



SB38



SB39



SB40



SB41



SB42



SB43



SB44



SB45



SB46



SB47



SB48



SB49



SB50



SB51



SB52



SB53



SB54



SB55



SB56



SB57



SB58



SB59



SB60



SB61



SB62



SB63



SB64



SB65



SB66



SB67



SB68



SB69



SB70



SB71



SB72



SB73



SB74



SB75



SB76



SB77



SB78



SB79



SB80



SB81



SB82



SB83



SB84



SB85



SB86



SB87



SB88



SB89



SB90



SB91



SB92



SB93



SB94



SB95



SB96



SB97



SB98



SB99



SB100



SB101



SB102



SB103



SB104



SB105



SB106



SB107



SB108



SB109



SB110



SB111

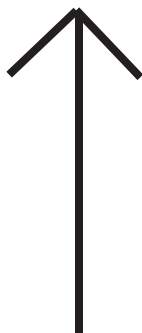


SB112





NOTE:

Some of the larger images are assembled from two or more pages. You can make these easier to fold by leaving a small gap in the lamination between the pieces. This allows you to fold the image along the gap.



leave slight gap here  
to create a “hinge” for  
easy folding






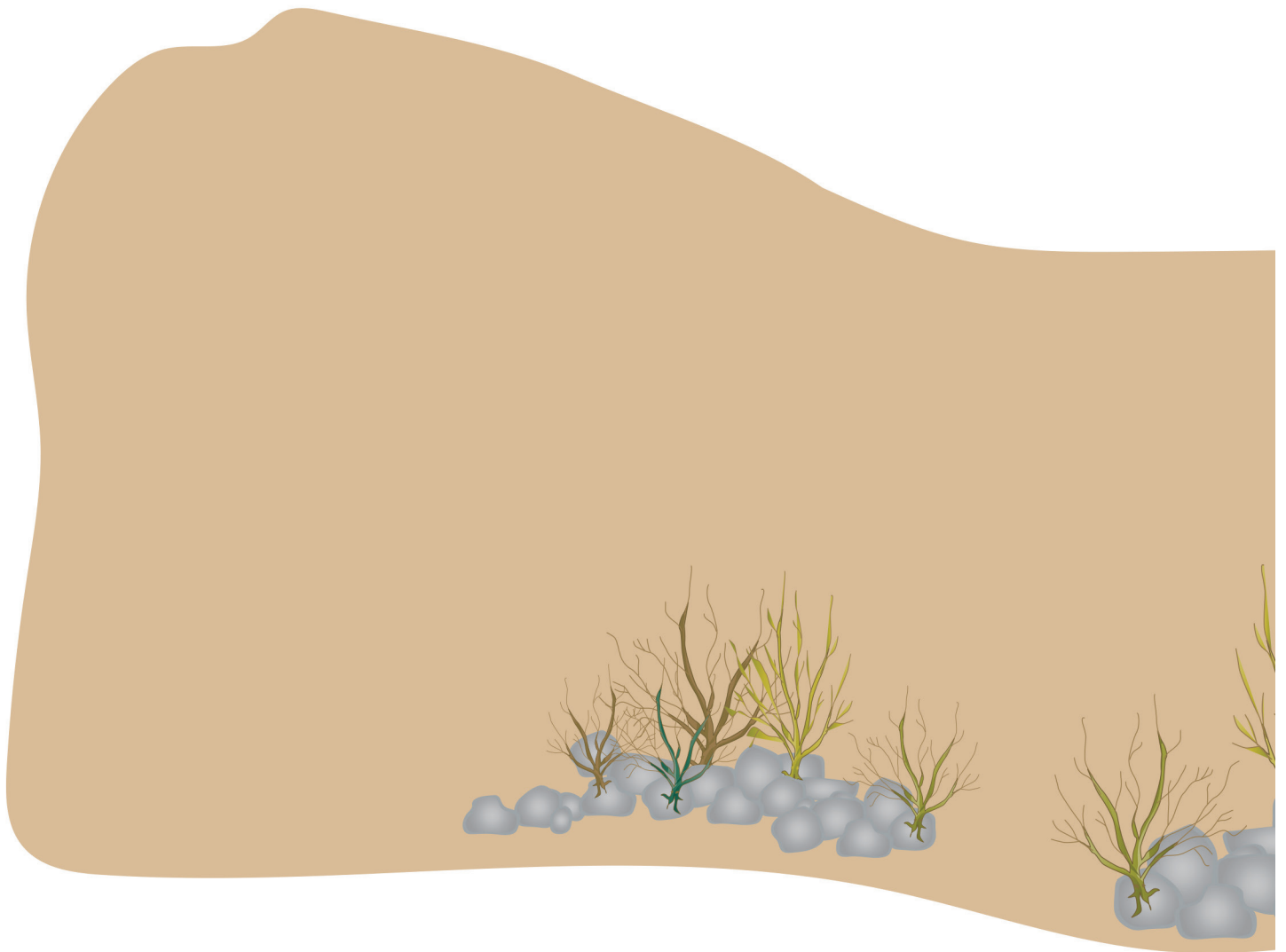
BG1 Egypt Pt 1 of 2  
DDD 4.8 Story  
Glue Together, then Laminate  
Place on Board BEFORE telling story

BG1 Egypt Pt 2 of 2  
DDD 4.8 Story  
Glue Together, then Laminate  
Place on Board BEFORE telling story





BG2 Promised Land  
DDD 4.8 Story  
Place on Board BEFORE telling story



SB1 Weeds and Rocks Pt 1 of 2  
DDD 4.8 Story  
Glue Together, then Laminate

SB1 Weeds and Rocks Pt 2 of 2  
DDD 4.8 Story  
Glue Together, then Laminate







SB6 King of Egypt Refusing  
DDD 4.8 Story


SB2 People of Israel in Wilderness  
DDD 4.8 Story

SB5 Moses and Aaron  
Talking to King  
DDD 4.8 Story



SB3 People of Israel  
Working Hard in Egypt Pt 1 of 2  
DDD 4.8 Story  
Glue Together and Laminate

SB3 People of Israel  
Working Hard in Egypt Pt 2 of 2  
DDD 4.8 Story  
Glue Together and Laminate





SB4 King of Egypt  
DDD 4.8 Story

SB8 King of Egypt Freeing  
the People  
DDD 4.8 Story

SB9 People of Israel Taking  
Things and Leaving with Moses  
DDD 4.8 Story








SB12 Not Trusting the LORD  
DDD 4.8 Story

SB7 Sad Things on the People of Egypt  
DDD 4.8 Story

SB10 People of Israel Rejoicing in  
What the LORD Has Done  
DDD 4.8 Story

SB11 People of Israel Scared and Upset  
about Food  
DDD 4.8 Story






SB14 Better Off in Egypt Pt 2 of 2  
DDD 4.8 Story  
Glue Together and Laminate

SB17 The LORD Will Provide  
Bread and Meat  
DDD 4.8 Story

SB15 Moses and Aaron  
Gathering the People  
DDD 4.8 Story

SB20 Roasting the Quail  
DDD 4.8 Story

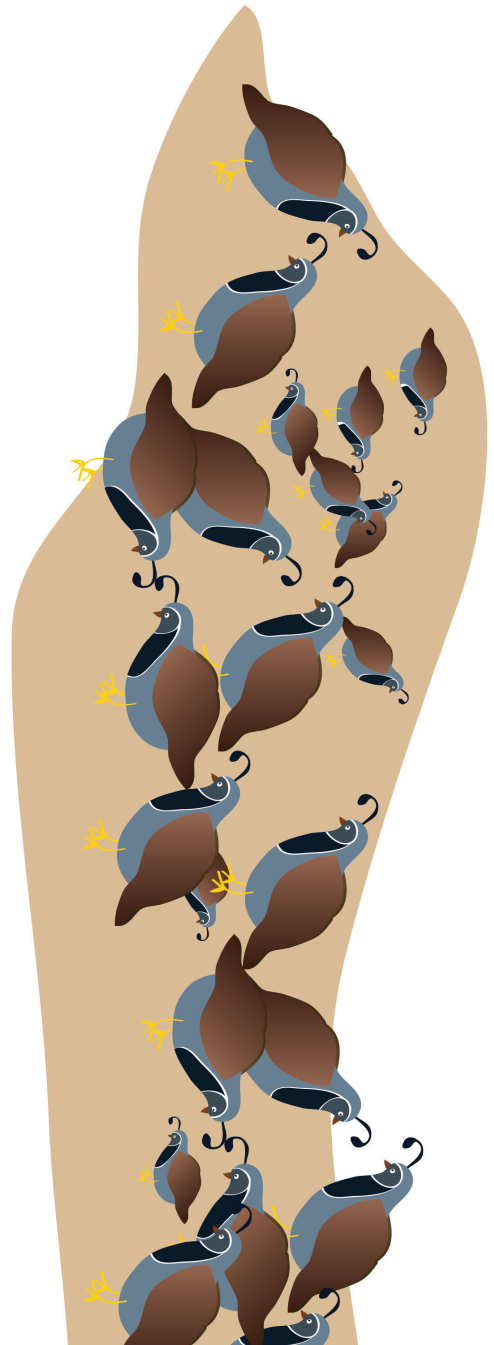




SB14 Better Off in Egypt Pt 1 of 2  
DDD 4.8 Story  
Glue Together and Laminate

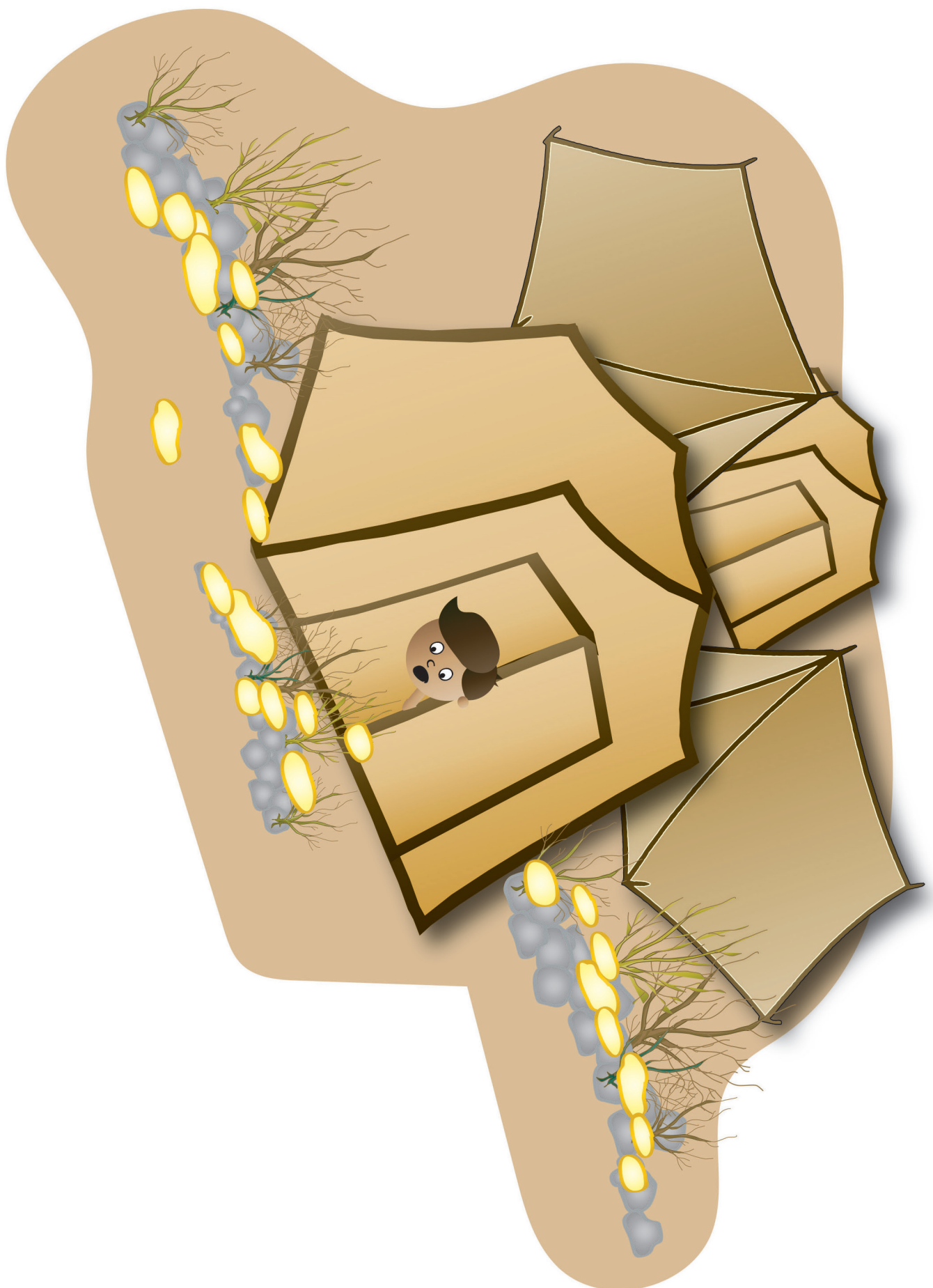
SB13 Moses and Aaron  
Listening to Grumbling  
DDD 4.8 Story

SB19 Flock of Quail  
on Ground Pt 1 of 2  
DDD 4.8 Story  
Glue Together and Laminate



SB19 Flock of Quail  
on Ground Pt 2 of 2  
DDD 4.8 Story  
Glue Together and Laminate

SB18 Flock of Quail Flying  
DDD 4.8 Story  
Glue Together and Laminate



SB21 Seeing Manna  
in the Morning  
DDD 4.8 Story  
Glue Together and Laminate





SB23 People of Israel  
in the Promised Land  
DDD 4.8 Story

SB22 Cooking with Manna  
DDD 4.8 Story



SB16 The People of Israel  
Listening to Moses  
DDD 4.8 Story  
Glue Together and Laminate

# DEEP DOWN DETECTIVES



**Other Visual Aids**



## Big Question Box/Briefcase

### What You Want

The Big Question Briefcase is a briefcase or other container with these characteristics:

- Ideally, this should be around 17" x 12", but needs to be at least big enough to fit a 8 ½" x 11" sheets of paper inside it.
- Have various pockets to put these sheets in
- Is attractive or curious looking to preschoolers
- Not necessary, but extremely fun, if it has a combination lock

### Finding a Briefcase:

You can certainly buy one new, but you always may find a used one at a thrift shop. Or, someone may have one they want to donate. We use one that stores valuables in it and is the 17" x 12" size. Very durable and has the lock feature that the kids love.

You also can move away from the briefcase idea and use a little trunk or other box for your substitute briefcase. Just change the name to the Big Question Box, if you use a box instead. A boot box or the cardboard box that 10 reams of copy paper comes in is a great size, if you are using a box.

If you use a box, but want a lock-like feature, that's easy to do. Simply cut "straps" out of felt or vinyl and glue in place to the top and bottom sides of the box on one side, with the top strap overlapping the bottom straps. Add velcro to the top and bottom pieces so that they meet and fasten. Make back "hinges" for the box with the felt/vinyl straps, too. Or, you can simply add a belt around the box that has to be unfastened before the box can be opened.

Here are some suggestions for decorating a box or even the outside of your briefcase to make it appealing.

### Supplies

Your box/briefcase

Plain white contact paper or white cardstock

Colorful wrapping paper

Glitter glue

Markers

Sequins, fake jewels, buttons, rick rack, etc.

Other decorating supplies

Stickers

Glue

Clear packing tape

### Directions

1. If you are using a box that has wording on it, you will first need to make plain surfaces for decorating and a hinge for the lid. Stick the white contact paper or white cardstock to each side of the box. On the other hand, you can also use colorful wrapping paper. Then, make a lid by sticking the clear packing tape along one long side of the box, attaching the lid to the box.

2. Use the craft decorating supplies to decorate the box. If desired, you can put a big question mark on top of the box, but remember that you are working with two and three year olds: the question mark symbol is not very meaningful to them yet.

## Making a Flannelgraph Storyboard

for use in story-telling and in playing the story review games

While you may decide to use sticky tac and stick your storyboard pictures to a white board, it is very easy to make a flannelgraph board. The advantage to the flannelgraph board is that the pictures stick very easily and there is no messing with the sticky-tac.

### Supplies

Large Format Pictures Board: AT LEAST a 36" x 48" foamboard or corkboard (We actually use a far bigger canvas and attach it to the wall) A science project board with the two sides that fold out makes a good 36" x 48" board.

Small Format Pictures Board: AT LEAST a 24" x 36" (to 36" x 48)" board

Large piece of neutral-colored felt to cover your board with extra to overlap over to the back, if desired.

Glue gun and glue sticks

### Directions

1. Center felt on front side of board. Turn over. Secure in place with glue.

## Making Durable Storyboard Pictures

for use in story-telling and in playing the story review games

Whether you purchase the Deep Down Detectives storyboard pictures from Amazon or print them off the website (included in the Deep Down Detectives Visual Aids book), you will want to find some way to make them more durable. They are used not only as a part of telling the story, but are integral in the story review games. Here's how we make ours durable enough to be used over and over again. **See note below for other simpler options for using these pictures.**

### Supplies

Deep Down Detectives Visual Aids book (purchased or downloaded)

White cardstock or printer paper (if downloading pictures)

Sticky-back velcro, circles or cut pieces; or sticky tac putty

Laminator or Self-laminating sheets

Sturdy Sheet Protectors, preferably the "Secure Top" kind, like offered by Avery

Flannelgraph pictures for the Bible stories found at [www.praisefactory.org](http://www.praisefactory.org) with each unit's resources.

### Directions

1. Purchase from Amazon or download and print out the storyboard figures.
2. Cut out flannelgraph figures.
3. Laminate the figures.

**Special tip:** When laminating the big background pictures that are two (and sometimes even three or four) pieces put together, leave a small gap between the two pieces before laminating together. This small space acts like a hinge and allows you to fold up pictures without hurting them into a manilla envelope that fits 8.5" x 11" sheets of paper along with all of the smaller, regular-sized storyboard pictures.

4. If using a flannelgraph board: Stick a piece of sticky backed velcro (ROUGH SIDE) onto the back of each figure. If using sticky tack and whiteboard: simply stick a small amount of sticky tack on the back of a picture when using it. Remove and store sticky tack in airtight container.

**Note:** Instead of using all of the pictures as separate flannelgraph pieces, you can choose to use only a few (helpful to have 10 for the story review game); you can clump them onto posterboard and make them into picture scenes; or, you can simply use the Storyboard Picture Guide as a single picture. At [praisefactory.org](http://praisefactory.org), go to DDD Bits and Pieces for a 22" x 28" poster size jpg of this picture guide if you want to create a large version.

## The Deep Down Detectives “Bible” Folder

This is a homemade folder that looks (kinda) like the cover of a Bible. You will use this to put the Bible verse, the Bible Story and storyboard pictures to help make the point that the truths you are teaching them come from the Bible.

### Supplies

1 piece of 22" x 28" posterboard (white is fine. Green or brown is nice)

Glue

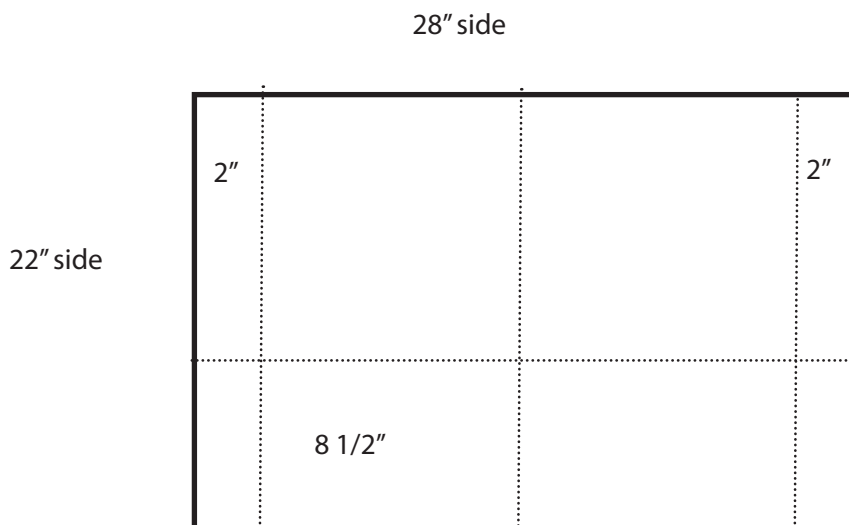
Stapler and staples or packing tape

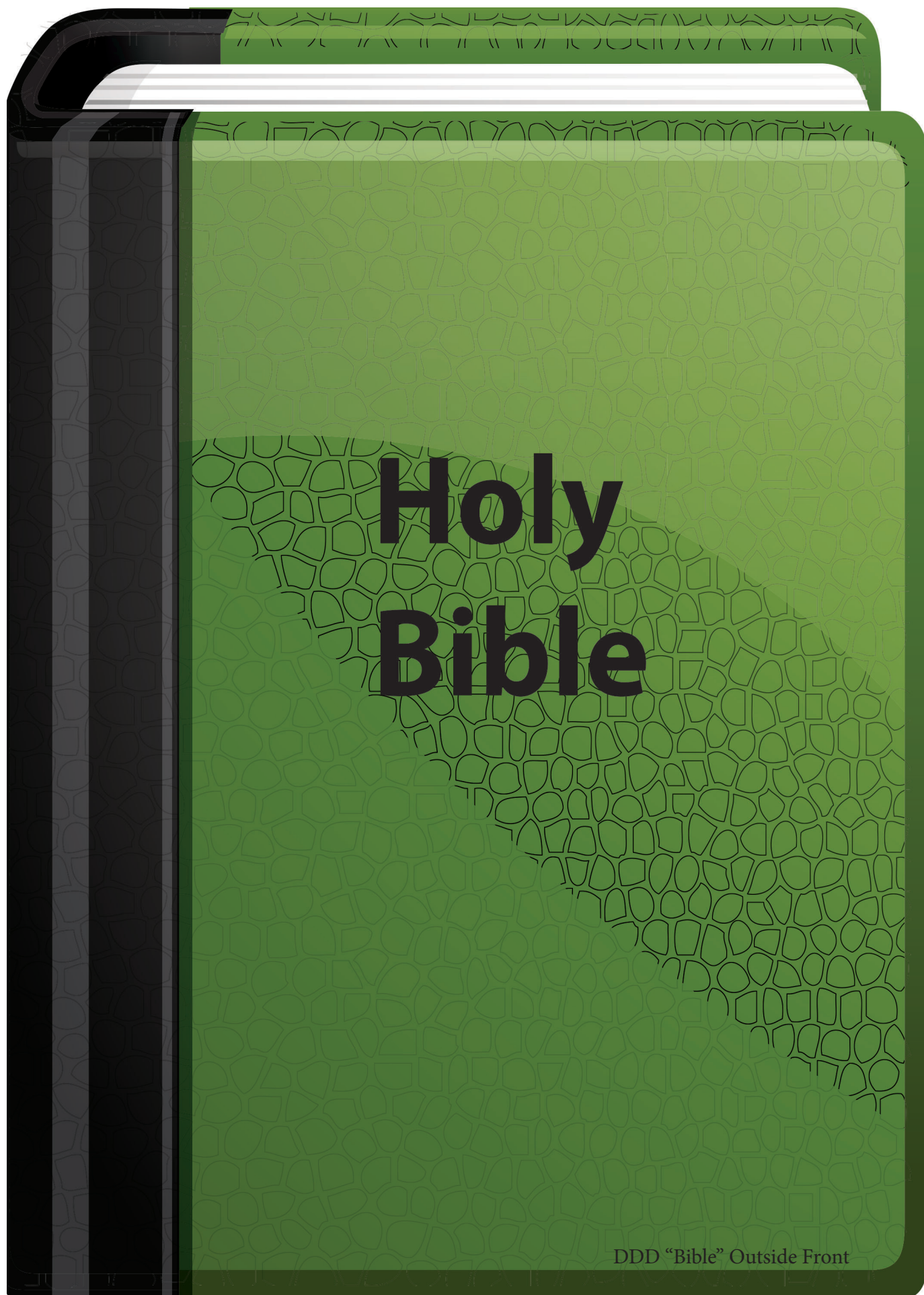
The Bible Cover pictures (see online with resources for this unit or from the back of each Deep Down Detectives Visual Aids book.)

NOTE: The Bible Cover pictures included in the Deep Down Detectives Visual Aids books cannot be created larger than 8.5" x 11". That means that they will be under-sized for a Bible Folder of the dimensions you are making. However, you can go online to the Deep Down Detectives curriculum and there is a pdf of a bigger version of these covers that will actually fit the size of this Deep Down Detectives “Bible” Folder.

### Directions

1. Lay out poster board with long side along the bottom.
2. Fold in 2" on each side.
3. Take packing tape and tape the folded in 2" flaps to the main section of the posterboard, all the way down.
3. Fold up 8 1/2" on the bottom of the poster board.
4. Use packing tape to tape this flap in place, all the way down.
5. Take scissors and snip through the tape where the flap is attached to the folder. This will give you a bit more room in the folder.
6. Fold the poster board in the middle to make the center fold.
7. Cut out the Bible Cover Pictures. If possible, laminate these. They will last longer.
- 8.. Glue the two cover pieces to the outside of the folder.





DDD "Bible" Outside Front







