

# **DEEP DOWN DETECTIVES**



**Unit 4, Volume 1**

**Small Format Visual Aids, ESV**

**The God Like None Other**

**Bible Truths 1-4**

**(with Small Format Storyboard Pictures)**



Curriculum for preschool and elementary age children,  
training tools, music and other resources  
are available for download or to order at:  
[www.praisefactory.org](http://www.praisefactory.org)

© 2017 Praise Factory Media all rights reserved. May be reproduced by licensed user for classroom purposes only.

This and many other resources are available online at [www.praisefactory.org](http://www.praisefactory.org)

Scripture quotations marked (NIV) are taken from the Holy Bible, New International Version®, NIV®. Copyright © 1973, 1978, 1984 by Biblica, Inc.™ Used by permission of Zondervan. All rights reserved worldwide.[www.zondervan.com](http://www.zondervan.com)

Scripture quotations marked (ESV) are from The Holy Bible, English Standard Version® (ESV®), copyright © 2001 by Crossway, a publishing ministry of Good News Publishers. Used by permission. All rights reserved.

Scripture quotations marked HCSB are taken from the Holman Christian Standard Bible®, Copyright © 1999, 2000, 2002, 2003, 2009 by Holman Bible Publishers. Used by permission. Holman Christian Standard Bible®, Holman CSB®, and HCSB® are federally registered trademarks of Holman Bible Publishers.



# Table of Contents

<b>About the Deep Down Detectives Visual Aids</b>	<b>5</b>
<b>Unit 4: The God Like None Other</b>	
<b>Can Anybody Tell Me What the LORD Is Like? He's Not Like Anyone Else!</b>	
<b>Bible Truth 1: He is a Glorious Spirit</b>	<b>7</b>
Story	9
Big Question and Answer Sign	15
Unit 4 All Bible Truths Sign	17
Bible Truth 1 Concept Sign	19
Bible Verse Sign	21
Detective Dan's Listening Assignment #1	23
Detective Dan's Listening Assignment #2	25
Detective Dan's Listening Assignment #3	27
Storyboard Pictures	35
<b>Bible Truth 2: He Is the One, True God</b>	<b>67</b>
Story	69
Big Question and Answer Sign	77
Unit 4 All Bible Truths Sign	79
Bible Truth 2 Concept Sign	81
Bible Verse Sign	83
Detective Dan's Listening Assignment #1	85
Detective Dan's Listening Assignment #2	87
Detective Dan's Listening Assignment #3	89
Storyboard Pictures	97
<b>Bible Truth 3: He is God the Father, Son and Holy Spirit: One God, But Three Persons</b>	<b>125</b>
Story	127
Big Question and Answer Sign	133
Unit 4 All Bible Truths Sign	135
Bible Truth 3 Concept Sign	137
Bible Verse Sign	139
Detective Dan's Listening Assignment #1	141
Detective Dan's Listening Assignment #2	143
Detective Dan's Listening Assignment #3	145
Storyboard Pictures	153

## Table of Contents, continued

<b>Bible Truth 4: Bible Truth 4: He Is Everywhere, All the Time</b>	<b>181</b>
Story	183
Big Question and Answer Sign	191
Unit 4 All Bible Truths Sign	193
Bible Truth 4 Concept Sign	195
Bible Verse Sign	197
Detective Dan's Listening Assignment #1	199
Detective Dan's Listening Assignment #2	201
Detective Dan's Listening Assignment #3	203
Storyboard Pictures	211
 <b>Other Visual Aids</b>	 <b>247</b>
Making a Big Question Box/Briefcase	248
Making a Flannelgraph Storyboard	249
Making Durable Storyboard Pictures	249
Making the Deep Down Detectives Bible Folder	250
Deep Down Detectives Bible Folder Picture Front Cover	251
Deep Down Detectives Bible Folder Picture Back Cover	253

## About Deep Down Detectives Visual Aids

### How Are They Used?



The Deep Down Detectives Visual Aids are a companion resource to be used alongside the Deep Down Detectives Core Curriculum book for each unit. These colorful pictures are used in presenting the key concepts, telling the Bible stories, and, in playing the Bible Story Review games.


### What Do They Include?



**There are six, different resources included in this book:**

- 1. Key Concept Visual Aids**-- colorful signs of the Big Question and Answer, the Bible Truths taught in each unit, the Bible verses, and the Listening Assignments used with the curriculum for each Bible Truth taught in the unit.
- 2. The Storyboard Picture Key**--a who's who of the pictures in thumbnail size.
- 3. Storyboard Suggested Picture Placement** page--how you can place your pictures up on your storyboard that works well with the story.
- 4. The Storyboard Pictures, themselves.** Notice that each picture is identified on the back for easy reference.
- 5. Directions** for how to make a homemade flannelgraph storyboard and sturdy storyboard pictures.
- 6. Directions** for making the Deep Down Detectives "Bible" Folder and the **back/front images** to paste in place when making it. (Larger back/front images are found online with the curriculum.)

### Ready, Set, Rip It Out!



This book is meant to be ripped up and made into your visual aid. The key concept signs can be cut out and laminated or slipped into sheet protectors. Cut out around the storyboard images and ideally, laminate these. Some of the biggest pictures actually need to be stuck together, before laminating.

### Store It!



Deep Down Detectives is a curriculum that can be used over and over. Store your visual aids and storyboard pictures after using them and they will serve you for many years. We store ours in manilla envelopes and then put them (along with all the rest of the curriculum) in magazine files, labeled by unit. If you have multiple classes using the curriculum, store each set of resources in separate manilla envelopes. This will make prep much simpler, second time around.

### Replacement Storyboard Pictures



You can always purchase this book again or simply go online to the [praisefactory.org](http://praisefactory.org) website (Deep Down Detectives section) and print out any pictures that go missing.





# **DEEP DOWN DETECTIVES**



**Visual Aids**

**Unit 4,**

**Bible Truth 1**

## About the Deep Down Detectives Visual Aids

### How Are They Used?



The Deep Down Detectives Visual Aids book is a companion resource to be used alongside the Deep Down Detectives Core Curriculum book for each unit. These colorful pictures are used in presenting the key concepts; telling the Bible stories; and, in playing the Bible Story Review games.

### What Do They Include?



**There are five, different resources included in this book:**

**1. Key Concept Visual Aids**-- colorful signs of the Big Question and Answer, the Bible Truth, the Bible verse, and the Listening Assignments to use with the 3 lessons for each Bible Truth.

**2. The Storyboard Picture Key**--a who's who of the pictures in thumbnail size. Some pictures are labeled "BG." These are your background pictures that you put on the storyboard before telling the story. The rest of the pictures are labeled "SB." These are pictures you put up on the storyboard as you tell the story.


**3. Storyboard Suggested Picture Placement** page--where to place the pictures on your storyboard.

**4. The pictures, themselves.** Notice that each picture is identified and numbered on the back for easy reference. The numbers correspond to the numbers in the Picture Placement Key and in the actually story script (found in the Core Curriculum book.)

**5. Directions** for making the Deep Down Detectives "Bible" Folder and the **back/front images** to paste in place when making it. (Larger back/front images are found online with the curriculum.)

**Directions** for how to make a homemade flannelgraph storyboard and sturdy storyboard pictures are found in **Appendix E in the Core Curriculum book.**

### Ready, Set, Rip It Out!



This book is meant to be ripped up and made into your visual aids. The key concept signs can be cut out and laminated or slipped into sheet protectors. Cut out around the storyboard images and ideally, laminate these. Some of the biggest pictures actually need to be stuck together, before laminating.

### Store It!



Deep Down Detectives is a curriculum that can be used over and over. Store your visual aids and storyboard pictures after using them and they will serve you for many years. We store ours in manilla envelopes and then put them (along with all the rest of the curriculum) in magazine files, labeled by Bible Truth. If you have multiple classes using the curriculum, store each set of resources in separate manilla envelopes. This will make prep much simpler, second time around.

### Replacement Storyboard Pictures



You can always purchase this book again or simply go online and print out any pictures that go missing.

### Two Sizes of Storyboard Pictures



There are two sizes of storyboard pictures to choose from: the standard, large format pictures; or, the smaller format pictures. The larger pictures are best for a big classroom and a storyboard that is at least 36" x 48." (We actually make a whole section of a wall into a felt storyboard!) The small format pictures are created to fit smaller storyboards--in the 24" x 36" to 36" by 48" range. They are most useful in the smaller class or for use at home.

**The Case of the Day of Blazing Brightness***1 Kings 6:8; 2 Chronicles 3-4,6-7*

of BQB

**Story-telling Tips**

Ahead of time:

1. Read the Bible verses and story. Pray!
2. Choose story action cues and/or prepare storyboard figures, if using. (Included in Visual Aids book)
3. Practice telling story with the storyboard pictures, timing your presentation. Shorten, if necessary.

During your presentation:

1. Maintain as much eye contact as possible as you tell the story.
2. Put up storyboard figures/add story action cues as you tell the story. Allow the children to help you put them on the board, if desired.
3. Include the children in your story with a few questions about what they think will happen or words/concepts that might be new to them.

**INTRODUCTION/ LISTENING ASSIGNMENTS**

**"Our story is called: The Case of the Day of Blazing Brightness. Here is your listening assignment."** Read from Detective Dan's Listening Assignment signs, but questions are summarized below:

**Detective Dan's Lesson #1 Listening Assignment:**

I need to find out:

- 1. What was the special celebration on the Day of Blazing Brightness?**
- 2. What caused the Blazing Brightness? What did it mean?**

**Detective Dan's Lesson #2 Listening Assignment:****Our Bible Verse is John 4:24, ESV***"God is spirit, and those who worship him must worship in spirit and truth."*

I need to find out:

- 1. What did God do on the Day of Blazing Brightness that showed the people He had come to meet with them in the new, worship house?**
- 2. What did the people do that showed they wanted to worship the LORD in spirit and truth?**

**Detective Dan's Lesson #3 Listening Assignment:**

I found six clues, but only 4 of them are in the story.

Our six clues were: gold; popcorn; a special box; a trumpet; a man named Hiram, and a ball.

*Hold each of them up for the children to see as you identify them.*

I need to figure out:

- 1. Which four belong in the story and which two don't?**
- 2. Who praised the LORD on the Day of Blazing Brightness? What did they ask Him to do?**

**Read the assignment questions, THEN SAY,**

*"Ok, Deep Down Detectives! Put on your best listening ears and see if you can hear the answers to Detective Dan's questions. When I finish telling the story, we will see if we can answer all the questions."*

*Read the Bible Truth story, answer questions, present the gospel and lead in prayer.**Answers to questions; the gospel; and, ACTS prayer are included with the story text.*

**The Case of the Day of Blazing Brightness** 1 Kings 6:8; 2 Chronicles 3-4,6-7

*Story with lines separating paragraphs (text in bold, optional interaction cues in italics) Numbers correspond to storyboard pictures and placement upon the storyboard. Always feel free to use less pictures, if it's best for your kids. Simply black out the numbers next to pictures you do not plan to use. All pictures are found in the Visual Aids book. Put BG (background) pictures on storyboard ahead of time. SB pictures (listed below in story text) are added to board as you tell the story. These numbers are also found on the back of each picture.*

*Tip: Stack pictures in numerical before telling story for easy use. Use sticky-back velcro to attach pictures to storyboard felt. Use sticky-tac putty to stick a picture on top of another picture.*

**(SB1) King David lived in a big, beautiful house made of the finest wood, but the (Take off BG3) Ark of the Covenant (the special, golden box where God would meet with His people) lived in a tent.**

**"Why should I live in a palace and God meet with us in just a tent! I want to (SB2) build a fine, worship house for the LORD," he told Nathan, God's messenger.**

**But (SB3) Nathan told King David, "The LORD says, "No, I don't want you to build the Worship House for Me. I want your son, Solomon to build it. He will build it when he becomes king, after you die."**

**David obeyed the LORD. He did not build the Worship House; BUT, he did do something to get ready for it.**

*Can you guess what he did?*

**King David saved up (SB4) lots of golden money. He would make sure that Solomon could buy everything needed to build the beautiful Worship House when he became king.**

**At last, David died and (SB5) Solomon became king. Solomon didn't forget that he was to build the Worship House for the LORD. He went right to work!**

**Solomon hired thousands of workers. He sent some of them to Lebanon, a nearby country where there were the best building supplies. "Go to the (SB6) forests of Lebanon and cut down lots of the tall, cedar trees. (SB7) Float them down the sea and bring them here to Jerusalem," the king told the workers.**

**Other workers he sent deep down to the stone quarries. "Go down to the (SB8) quarries and cut huge blocks of the beautiful, white, limestone. Drag them up here," Solomon told others. "This Worship House will be made from the best wood and the most beautiful stone!" he exclaimed.**

**The men worked hard. They brought all (SB9) the wood and the (SB10) stone to Jerusalem. Now it was time to build!**

**King Solomon searched for the best builder he could find. He chose (SB11) a man named Hiram. "Hiram, take all of this wood and limestone. Build the best Worship House you can. My workers will help you. (SB12) Carve it with beautiful designs. Decorate it with fine cloth. Cover it with gold, too. Nothing is too good for the LORD's Worship House. It will be His Temple," Solomon told him.**

**Hiram and the workers (SB13) worked for a long, long time. They used the wood and the stones, the fine cloth, and the gold to make the Temple. The LORD helped Hiram make it just right.**

**Hiram used the white limestone on (SB14) the outside of the Worship House. It glistened in the sun. It reminded the people of the LORD's glory--the beautiful shiny, brightness that shines out from His Spirit.**



*Story with lines separating paragraphs (text in bold, optional interaction cues in italics)*

**Hiram used the wood (SB15) inside the Temple to make walls. He carved angels and trees, fruits and flowers into it. He covered the floors and walls in gold and there were lots of beautiful, sparkly jewels. It would remind the people of the perfect Garden God had put people in, way back at the beginning of the world--the place where people had enjoyed special closeness with God before them disobeyed Him.**

**Best of all was the little room where the Ark of the Covenant would be. God would meet with His people there. It was hidden behind tall curtains decorated with angels and trees. Everything in the room was covered in gold! When Hiram finished everything, it was time to gather the people.**

---

**At last the Worship House was done. Can you guess what it was time for now?**

*Can you guess?*

**It was time for everyone to worship the LORD!**

---

**King Solomon sent (SB16) messages to the people, far and wide: "The Worship House is done. It's time to get ready to worship the LORD!"**

**"People, bring your worship gifts of sheep and goats and cows. Come and gather with me at the great altar outside the Worship House," the king told them. "Come, priests and Levites! You are the only ones allowed to carry the Ark and other special, worship things into the new, Worship House. It's time to put them in," the king ordered. "Come, worship leaders, get ready to lead us! Wash yourselves and put on your special, white, worship clothes. Get your musical instruments ready to play," Solomon told them. "You're going to lead us all in worshipping the LORD."**

---

**Everyone did what King Solomon told them to do. " (SB17) Maa, maa, baa, baa, moo, moo!" (SB18) The people came with thousands and thousands of worship gifts of sheep and goats and cows. They gathered together with the (SB19, SB20) King by the altar outside of the Temple, the new Worship House.**

**"(SB21) Wash, wash, scrub, scrub," the worship leaders washed themselves and put on their special, white clothes. They (SB22) got out their musical instruments and tuned them up. There were trumpets and cymbals and harps and lyres. Everyone waited by the altar. What were they waiting for?**

*Can you guess?*

**It was the Ark and all of the other special worship things! And here they came: (SB23) the priests and Levites carrying them all from the tent and to the new Worship House. And as they came, King Solomon and the people began to offer their worship gifts to the LORD.**

---

**Everyone watched as (SB24) the Levites and priests set all the golden, worship things in place in the big room. Then last of all, they put the Ark beneath the cherubim in its special, little room. As the priests and Levites came out of the Temple, the musicians picked up their instruments and began to play and sing, "(SB25) Praise to the LORD, for He is good, for His love goes on and on and on." How happy they were that the Ark of the Covenant had come home to the new Worship House!**

---

**King Solomon and the people kept offering their worship gifts (SB26). Higher and higher and higher the worship gifts piled up. Oh, how everyone wanted to honor the LORD!**

*Story with lines separating paragraphs (text in bold, optional interaction cues in italics)*

Then, shhhh! Everyone got very quiet as King Solomon led them in a prayer to the LORD.

(SB27) Solomon spread out his hands before God and prayed: "LORD, there is no God like you, in heaven or on earth. You are too great to live in this Worship House. The whole world isn't even big enough to hold You," the king prayed. "But please, LORD, make this a special, Worship House where all people can come and pray to You, and praise You, and bring their worship gifts to You. Please have Your special presence dwell here. Accept our prayers," he prayed.

The LORD heard King Solomon's prayer. He **WOULD** have His special presence dwell there at the Worship House. He **WOULD** listen to their prayers and receive their praises and worship gifts!

But how would King Solomon and the people know that the LORD answered their prayer? After all, the LORD is a Spirit. They could not see Him with their eyes. They could not touch Him with their hands. How would they know if His special presence had really come to dwell in the new Worship House?

*Can you guess what the LORD would do?*

King Solomon and the people did not have to wait long to find out. (SB28) Suddenly, there was a bright flash of light and a big wave of heat as the LORD sent a great fire down from heaven that whooshed down and burned up that huge pile of worship gifts on the altar. That was one, amazing "yes" answer to their prayers!

But that was not all. Next, the LORD did something even more amazing than that great fire from heaven. Something that would show the people **FOR SURE** that He had chosen the special, Worship House as His meeting place with them.

*Can you guess what He did?*

God showed the people some of His beautiful, shiny glory--the wonderful, shiny brightness that shines out from His Spirit.

Yes! King Solomon, the priests, Levites, worship leaders, and all the people watched (SB29) as God's beautiful glory came down from heaven like a great, sparkly cloud. It covered up the top of the whole Worship House. And inside, it filled (move SB29) so full that none of the worship leaders could even go in!

Now everyone really knew that the LORD had said "yes" to all of their prayers!

He had accepted all their worship gifts and showed them some of His glory. His presence would dwell in the worship house. He would meet with the people there.

Then, everyone including (SB30, SB31) the great, King Solomon, himself, fell down flat on his face and worshiped the LORD. They gave thanks to the LORD, saying, "Praise to the LORD, for He is good, for His love goes on and on and on."

And they stayed right there next to the Worship House for seven, whole days, (SB32) worshipping and celebrating with a big party.

**Cracking the Case:** (story wrap-up for Listening Assignments)

It's time to see how we did with our Listening Assignment.

**Detective Dan's Lesson 1 Listening Assignment:**

**1. What was the special celebration on the Day of Blazing Brightness?** The new Worship House was finished and ready to be used for worship.

**2. What caused the Blazing Brightness? What did it mean?** The blazing brightness was the glory of the LORD that came down from heaven and filled the special worship house. It was how the LORD showed the people that He would meet with them in the new Worship House.

**For You and Me:**

How wonderful it must have been to see the beautiful glory of the LORD's Spirit that day! But how more amazing it is that God's own Son, Jesus would come to earth to live among us, and to suffer and die for our sins! He can be our Savior, when we turn away from our sins and trust in Him as our Savior. Then, He will send the Holy Spirit to live inside our very hearts and meet with us, His dearly-loved people, there!

**Detective Dan's Lesson 2 Listening Assignment:**  
**Our Bible Verse is John 4:24**

"God is spirit, and those who worship him must worship in spirit and truth."

**1. What did God do on the Day of Blazing Brightness that showed He had come to meet with the people in the new Worship House? He** let them see the blazing brightness from the glory of His Spirit as it came down and filled the new Worship House.

**2. What did the people do that showed they wanted to worship the LORD in spirit and truth?** They brought their worship gifts to the LORD. They sang praises to Him. They prayed to Him and bowed before Him.

**For You and Me:**

God wants us to worship Him in spirit and truth, too. How can we do that? We can sing praises to Him and pray to Him, like those people did long ago. Most of all, we can turn away from our sins and trust in Jesus as our Savior. God can help us do this. Ask Him!

**Detective Dan's Lesson 3 Listening Assignment:**

Our six clues were: gold; popcorn; a special box; a trumpet; a man named Hiram, and a ball.

**1. Which four belong in our story?**

The gold; the special box; the trumpet; and, Hiram.

**2. Who praised the LORD on the Day of Blazing Brightness? What did they ask Him to do?** The King, the worship leaders and all the people praised the LORD. King Solomon asked the LORD to make the special, worship house the place where He would meet with them.

**For You and Me:**

Long ago, the people needed the special, worship house to meet with God, but no more! Jesus came and He made the way for us to meet with God and be His people without the special, worship house. Jesus paid for the sins of God's people when He suffered and died on the cross. He rose from the dead on the third day, showing He had done it! Now all who turn away from their sins and trust in Jesus as their Savior, can be saved. They can know special closeness with God in their hearts by His Holy Spirit. And one day, they will go to live with Him in all His glory forever! God can help us become His people. Ask Him!

**The Gospel** (story wrap-up if NOT using Listening Assignments)**Our Bible Truth is:**

**Can Anybody Tell Me What the LORD Is Like?**

**He's Not Like Anyone Else...**

**He is a Glorious Spirit!**

God is a glorious Spirit who we cannot see. But God sent Jesus, His Son to earth to be our Savior. He was still God, but now He was human, too. How amazing!

And what did Jesus have to do to be our Savior? He lived a perfect life, then He gave it up as He suffered and died on the cross. He took the punishment for sin that we deserve so we could be God's people. He was our special worship gift. The last one we would ever need. On the third day, Jesus rose from the dead, showing He had really beaten sin and death for us. Now all who turn away from their sins and trust in Jesus as their Savior will be forgiven. They will enjoy wonderful special closeness with God as His people, now. And when they die, they will go to live in His glorious presence forever. God can help you become one of His people, too. Ask Him! He loves to do this!

*Close in prayer.*

**Closing ACTS Prayer**


- A** We praise You, God, that You are the great and awesome God. There is no god like You. You are a glorious spirit!
- C** God, many times we forget how great You are. We cannot see You and we act like You are not there. We forget to praise You. Please forgive us.
- T** Thank You, God, for wanting us to know and love You, even though we are just little people and You are the great and awesome God, a glorious spirit. Thank You for giving us a spirit to know and love You.
- S** God, help us to tell others about You so they can know how great and awesome You are. Help us to know and love You truly from our hearts. In Jesus' name we pray, Amen.

***Go to Lesson Plan, p.9 for the script to the rest of the lesson.***





Can Anybody Tell Me What the  
LORD Is Like?



ANSWER:

He's Not Like Anyone Else!

VISUAL  
AID

#1

take out



of BQB

# The Big Question

*Hold up the Big Question sign for all the children to see, and say:*

The Big Question we are investigating today is  
Big Question Number 4:

**Can Anybody Tell Me What the LORD Is Like?**

and the Answer is:  
**He's Not Like Anyone Else!**

## Meaning:

There are many gods that people worship, but none is like the LORD. He is the one, true God. He's not like anyone else! He's always been alive--and He will never die. He's completely good and loving. He's all-powerful and all-wise. And that's just the beginning of what the LORD is like. He is so great! There will always be more of Him to know.

Let's sing our Big Question Song:"



## Big Q & A 4 Song

*DDD ESV Songs 4, track 12*

*(adapted version of "Have You Ever Seen a Lassie")*

Can anybody tell me,  
Tell me, tell me,  
Can anybody tell me,  
What the LORD is like?  
He's not like anyone else,  
Anyone else, anyone else,  
He's not like anyone else,  
That's what the LORD is like.

# BIG QUESTION 4: Eight truths about the LORD



8.



Visual  
Aid

#2

My  
Question  
Book

of BQB

## **This Unit's Bible Truths**

"He's not like anyone else" is a good beginning, but there's so more to learn. So it's time for us to dig down even deeper for more answers to our Big Question about God. We're going to be learning EIGHT Bible truths that all tell us more about what God is like.

Who would like to hand me the picture with our eight Bible truths on it? It's in the Big Question Box/Briefcase."

*Choose a child to get it and hand it to you, then hold it up and show them the pictures of the eight truths they will be learning.*

*After everyone has had a good look say...*

"Ok, now let's look at our Bible Truth Clue sign and see if we can figure out which of these four truths we will be learning about today. Who would like to get it out of the Big Question Briefcase for me?"

*Choose a child to open the briefcase, take out the Bible Truth Clue sign and hand it to you.*




CAN YOU GUESS BIBLE TRUTH I?

**Can Anybody Tell Me What  
the LORD Is Like?**

**He's Not Like Anyone Else...**

**He Is a Glorious ???!**

**HINT:** "What does God glory  
shine out from?  
It starts with an "s"  
and it rhymes with "hear it."



**ANSWER:**  
**He Is a Glorious SPIRIT!**

Visual Aid  
take out



#3

of BQB

# Revealing the Bible Truth

## We Are Learning

*Hold up the front side for the children to see. Cover up the answer, written along the bottom, and say:*

**"Can Anybody Tell Me What the LORD Is Like?  
He's Not Like Anyone Else!  
He Is a Glorious ????"**

We're missing one word. Here's the hint to what the missing word is. It says: "What does God glory shine out from? It starts with an "s" and it rhymes with "hear it."

Can you guess? It's "spirit!"

So the Bible Truth we are learning today is:

*(uncover answer from bottom of sign, show it to them and say:)*

**"Can Anybody Tell Me What the LORD Is Like?  
He's Not Like Anyone Else!  
He Is a Glorious SPIRIT!"**

And here is what this Bible Truth means:

*(read the meaning off of the back of the sign, say:)*

God is a spirit, great and glorious. We cannot see God's spirit with our eyes or touch His Spirit with our hands. So how can we know what God's Spirit is like? God's Word, the Bible tells us! The Bible tells us of times, long ago, when God let people see some of His glory--the shiny brightness of His pure goodness and greatness. And, it tells us that God made each of us with a spirit a bit like His great and glorious Spirit so that we can know and love Him.

Best of all, God sent His Son, Jesus to earth, giving Him a body so He could be our Savior. Jesus showed us what God is like. He was fully God AND fully a man, all together in one! How amazing!



**“God is spirit, and those who worship him  
must worship in spirit and truth.”**

**John 4:24, ESV**

Visual Aid

Place  
verse in

take out

#4

DDD  
“Bible”

Big  
Question  
Breadcrumbs

of BQB

## Bible Truth | Bible Verse

*Remove the Bible Verse Picture from the "Bible" folder and hold it up for all the children to see, then say:*

John 4:24 tells us:

**John 4:24, ESV**

"God is spirit, and those who worship him must worship in spirit and truth."

**Learn a Little:** "God is spirit."

**What does that mean?**

Jesus tells us in these verses that God, His Father, is spirit. He tells us that anyone who wants to be a true follower, a true worshipper of God, will worship God with the spirit He put inside of us. How do we do this? By turning from our sins, believing in Jesus, the Son of God, and trusting in Him as our Savior. When we do, God puts His Holy Spirit inside our spirit. He works powerfully inside us, helping us to live out our faith in Him by seeking to know Him more and more and love Him in everything we do in our lives.

"Now it's time to do a bit more deep down investigating. Let's see what Detective Dan wants us to help him figure out. Would someone like to get it out for me?"

"We've said our Bible verse, now let's sing it!"

"We've said our Bible verse, now let's sing it!"

### God Is Spirit:

## John 4:24

*DDD ESV Songs 4, track 22*

God is spirit, God is spirit,  
And those who worship him  
Worship in spirit and truth.  
God is spirit, God is spirit,  
And those who worship him  
Worship in spirit and truth.  
John Four, twenty-four.

"Now it's time to do a bit more deep down investigating. Let's see what Detective Dan wants us to help him figure out. Would someone like to get it out for me?"



of BQB

Place in  
DDD  
Bible"

Aid #5A

#5A

Big Question Briefcase  
of BQB



# Detective Dan's Listening Assignment #1



# Detective Dan's

## Listening Assignment #1



Hi, Deep Down Detectives!

I'm working on a brand-new case called:

"The Case of the Day of Blazing Brightness."

I need to find out:

1. **What was the special celebration on the Day of Blazing Brightness?**

AND

2. **What caused the Blazing Brightness? What did it mean?**

Can you help me? Listen carefully to the story and you might just hear the answers!

Thanks!

Detective Dan

**Then say,** "Ok, Deep Down Detectives! Put on your best listening ears and see if you can hear the answers to Detective Dan's questions. When I finish telling the story, we will see if we can answer all of his questions."

*Read the Bible Truth story, putting up the storyboard pictures as you tell it.*

*At the end of the story, repeat the questions and lead the children in answering them. Present the gospel and close in prayer.*

\*Answers to assignment questions, the gospel and ACTS prayer are also included at the end of the story text.\*

Answers:

1. **What was the special celebration on the Day of Blazing Brightness?**

The new Worship House was finished and ready to be used for worship.

2. **What caused the Blazing Brightness?** What did it mean? The blazing brightness was the glory of the LORD that came down from heaven and filled the special worship house. It was how the LORD showed the people that He would meet with them in the new Worship House.

**For You and Me:**

How wonderful it must have been to see the beautiful glory of the LORD's Spirit that day! But how more amazing it is that God's own Son, Jesus would come to earth to live among us, and to suffer and die for our sins! He can be our Savior, when we turn away from our sins and trust in Him as our Savior. Then, He will send the Holy Spirit to live inside our very hearts and meet with us, His dearly-loved people, there!





# Detective Dan's Listening Assignment #2



# Detective Dan's

## Listening Assignment #2



Hi, Deep Down Detectives!

I'm still working on the case called:

"The Case of the Day of Blazing Brightness."

Our Bible verse is John 4:24, ESV

"God is spirit, and those who worship him must worship in spirit and truth."

I need to find out:

1. What did God do on the Day of Blazing Brightness that showed the people He had come to meet with them in the new, worship house?

AND

2. What did the people do that showed they wanted to worship the LORD in spirit and truth?

Can you help me? Listen carefully to the story and you might just hear the answers!

Thanks for your help!

Detective Dan

**Then say,** "Ok, Deep Down Detectives! Put on your best listening ears and see if you can hear the answers to Detective Dan's questions. When I finish telling the story, we will see if we can answer all of his questions."

*Read the Bible Truth story, putting up the storyboard pictures as you tell it. At the end of the story, repeat the questions and lead the children in answering them. Present the gospel and close in prayer.*

*\*Answers to assignment questions, the gospel and ACTS prayer are also included at the end of the story text.\**

Answers:

**Our Bible Verse is John 4:24, ESV**

"God is spirit, and those who worship him must worship in spirit and truth."

1. **What did God do on the Day of Blazing Brightness that showed** He had come to meet with the people in the new Worship House? He let them see the blazing brightness from the glory of His Spirit as it came down and filled the new Worship House.

2. **What did the people do that showed they wanted to worship the LORD in spirit and truth?** They brought their worship gifts to the LORD. They sang praises to Him. They prayed to Him and bowed before Him.

**For You and Me:**

God wants us to worship Him in spirit and truth, too. How can we do that? We can sing praises to Him and pray to Him, like those people did long ago. Most of all, we can turn away from our sins and trust in Jesus as our Savior. God can help us do this. Ask Him!




take out



of BQB

Visual  
Aid



# Detective Dan's Listening Assignment #3



# Detective Dan's

## Listening Assignment #3



Hi, Deep Down Detectives!

I'm still working on the case called:

"The Case of the Day of Blazing Brightness."

I found SIX clues, but TWO of them are NOT in the story. They are: gold; popcorn; a special box; a trumpet; a man named Hiram, and a ball.

*Hold up each of the six pictures for the children to see as you identify them. Better yet, put them up on your flannelgraph board, off to one side.*

I need to know:

1. Which FOUR pictures belong in the story and which TWO do NOT?
2. Who praised the LORD on the Day of Blazing Brightness? What did they ask Him to do?

Can you help me? Listen carefully to the story and you might just hear the answers!

Thanks!

Detective Dan

**Then say,** "Ok, Deep Down Detectives! Put on your best listening ears and see if you can hear the answers to Detective Dan's questions. When I finish telling the story, we will see if we can answer all of his questions."

*Read the Bible Truth story, putting up the storyboard pictures as you tell it. At the end of the story, repeat the questions and lead the children in answering them. Present the gospel and close in prayer.*

\*Answers to assignment questions, the gospel and ACTS prayer are also included at the end of the story text.\*

Answers:

**1. Which four pictures belong in the story and which two do not?**

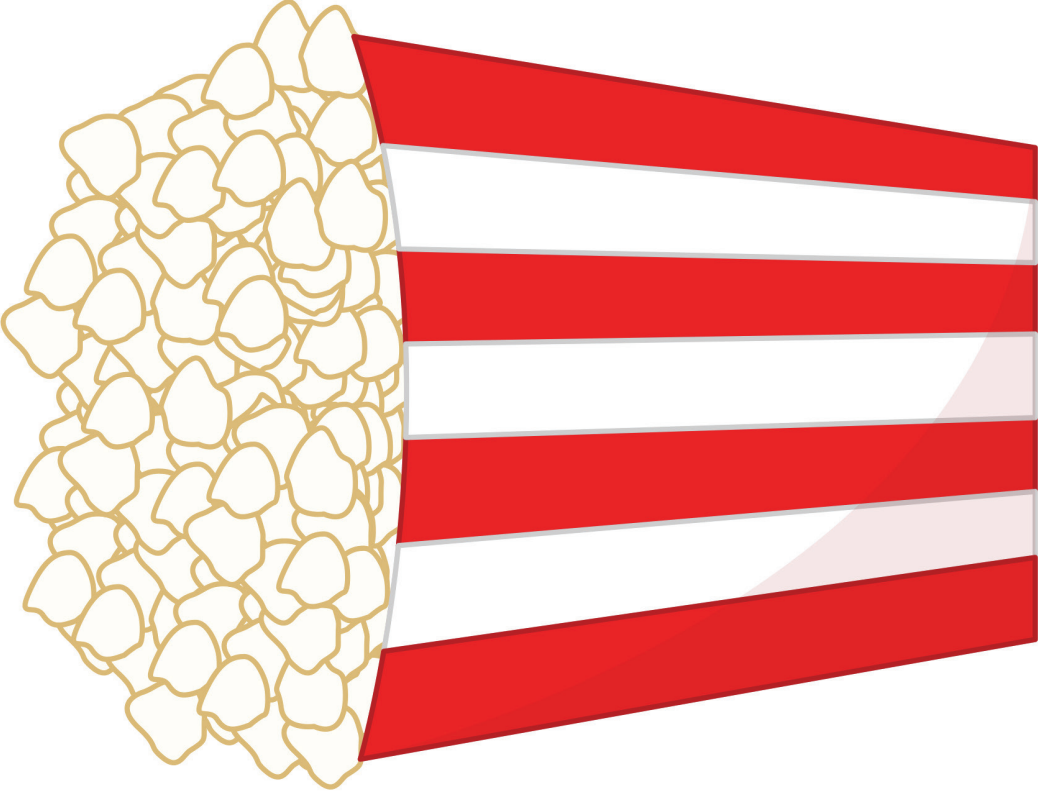
The gold; the special box; the trumpet; and, Hiram belong in the story. The popcorn and the ball do not.

**2. Who praised the LORD on the Day of Blazing Brightness?** What did they ask Him to do? The King, the worship leaders and all the people praised the LORD. King Solomon asked the LORD to make the special, worship house the place where He would meet with them.


**For You and Me:**

Long ago, the people needed the special, worship house to meet with God, but no more! Jesus came and He made the way for us to meet with God and be His people without the special, worship house. Jesus paid for the sins of God's people when He suffered and died on the cross. He rose from the dead on the third day, showing He had done it! Now all who turn away from their sins and trust in Jesus as their Savior, can be saved. They can know special closeness with God in their hearts by His Holy Spirit. And one day, they will go to live with Him in all His glory forever! God can help us become His people. Ask Him!

Popcorn



Gold





DDD 4.1 Lesson 3 Listening Assignment Clue Picture1 for kids



DDD 4.1 Lesson 3 Listening Assignment Clue Picture 2 for kids



## A Trumpet



## The Ark of the Covenant








DDD 4.1 Lesson 3 Listening Assignment Clue Picture3 for kids

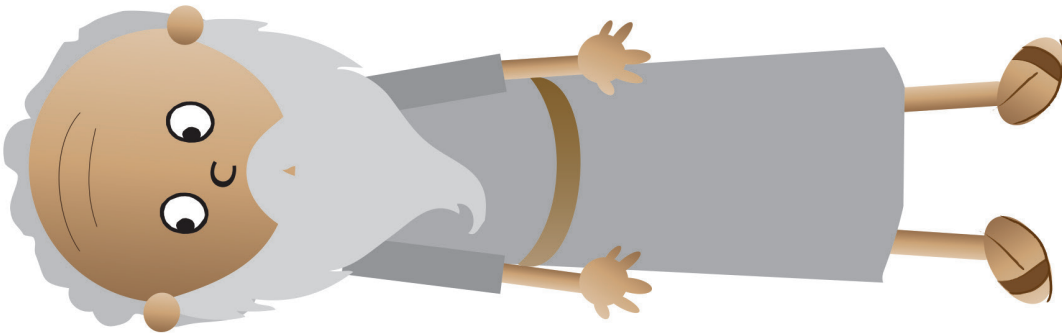


DDD 4.1 Lesson 3 Listening Assignment Clue Picture 4 for kids

A Ball



A Man Named Hiram





DDD 4.1 Lesson 3 Listening Assignment Clue Picture 6 for kids



DDD 4.1 Lesson 3 Listening Assignment Clue Picture 5 for kids


---

## Big Question 4, Bible Truth 1 Storyboard Background Pictures Key (BG)


---

Put these pictures in place on your storyboard BEFORE you tell your story.

**BG1 David's Palace**




**BG2 Tent of Meeting**



**BG3 Cut-out from Tent Roof**



**BG4 Lebanon  
and the Quarries**



## Big Question 4, Bible Truth 1 Storyboard Pictures Key (SB)

Store these pictures in numerical order in your DDD Bible Folder.

Add these to your story as you tell it. Numbers correspond to placement order.

**SB1 King David**



**SB2 Plan to Build a Worship House**



**SB3 Prophet Nathan Tells God's Plan**



**SB4 Golden Money David Saves Up**



**SB5 King Solomon Will Build Worship House**



**SB6 Workers Cut Down Trees**




**SB7 Float Lumber Down Sea**



**SB8 Workers Get Limestone**



**SB9 Workers Bring Lumber to Jerusalem**



**SB10 Workers Bring Limestone to Jerusalem**



**SB11 Hiram**



**SB12 Men to Help Hiram**



**SB13 Hiram and Helpers Work Hard**



**SB14 Outside of Worship House**



**SB15 Inside of Worship House**



**SB16 Messenger**



**SB17 People's Worship Gifts**



**SB18 People Gather**



**SB19 King Solomon at the Altar**




**SB20 Altar**



**SB21 Worship Leaders Wash**



**SB22 Worship Leaders Get Music Ready**



**SB23 Priests and Levites Get Special Box**



**SB24 Priests and Levites Take Special Box**



**SB25 Worship Leaders Praise God**



**SB26 People Give Worship Gifts**



**SB27 King Solomon Prays**



**SB28 The LORD's Fire from Heaven**



**SB29 The LORD's Glory Fills the Worship House**



**SB30 King and People Bow Down**




**SB31 Worship Leaders Bow Down**



**SB32 Everyone Celebrates**



Note: Use sticky tac putty rather than velcro on back of pictures placed on top of other pictures.



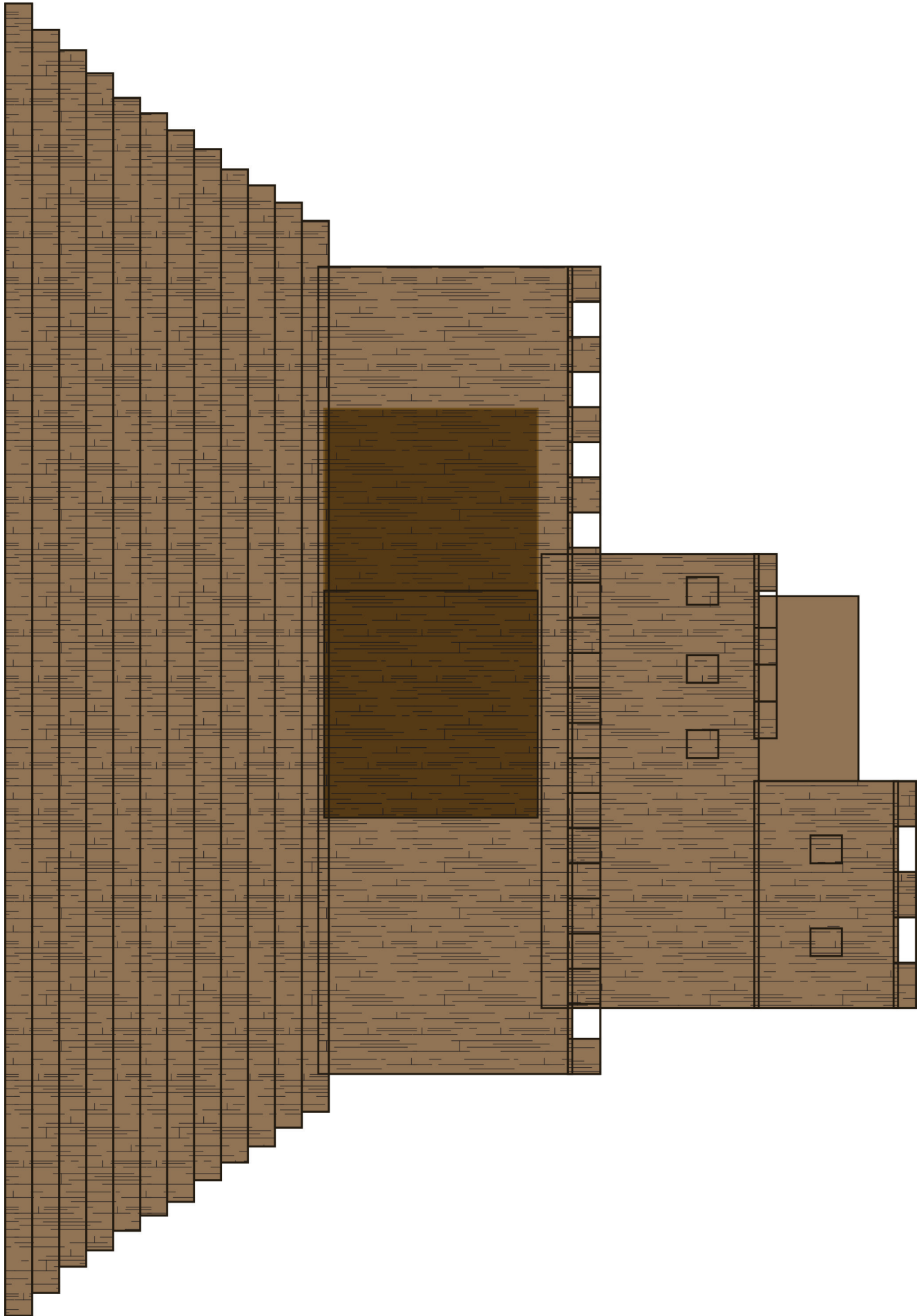


NOTE:

Some of the larger images are assembled from two or more pages. You can make these easier to fold by leaving a small gap in the lamination between the pieces. This allows you to fold the image along the gap.



leave slight gap here  
to create a “hinge” for  
easy folding





BG1 David's Palace  
DDD 4.1 Story  
Place on board before telling story



BG2 Tent of Meeting  
DDD 4.1 Story  
Place on board before telling story

BG3 Cut-out from Tent Roof  
DDD 4.1 Story  
Place on board before telling story


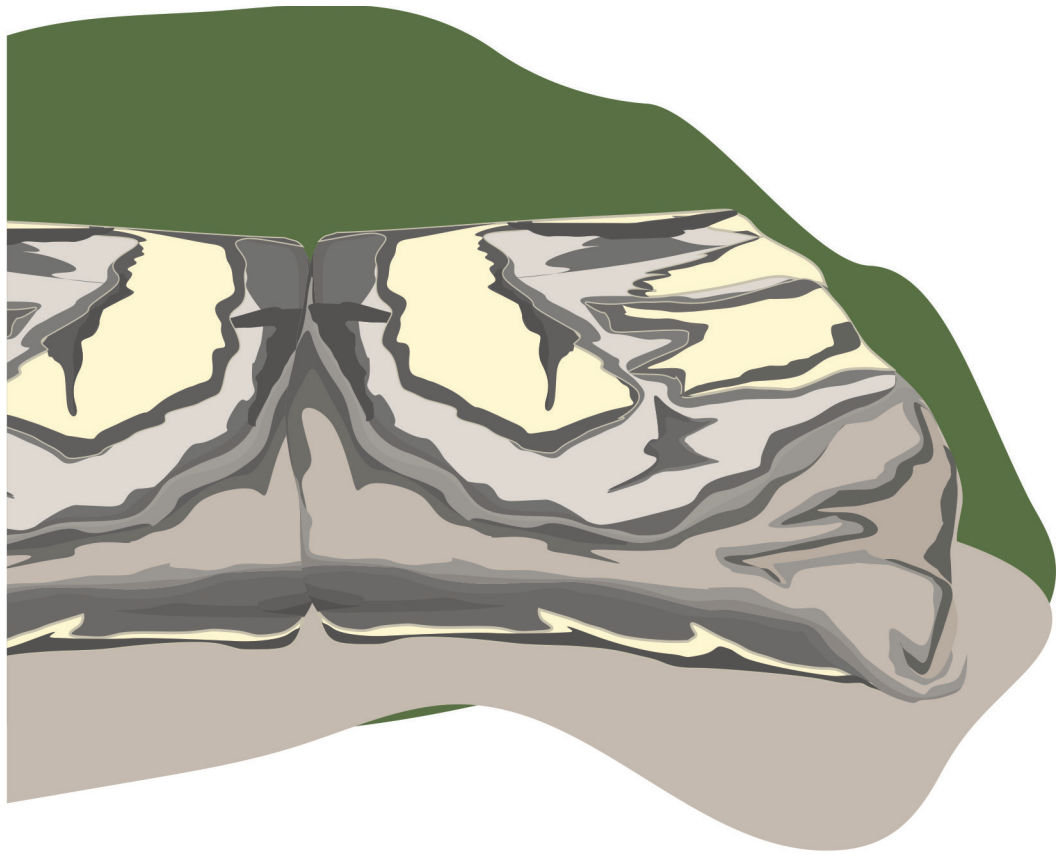




SB26 People Give  
Worship Gifts  
DDD 4.1 Story

SB20 Altar  
DDD 4.1 Story

BG4 Lebanon and Quarries Pt 1 of 2  
DDD 4.1 Story  
glue together, then laminate  
Place on board before telling story



BG4 Lebanon and Quarries Pt 2 of 2  
DDD 4.1 Story  
glue together, then laminate  
Place on board before telling story

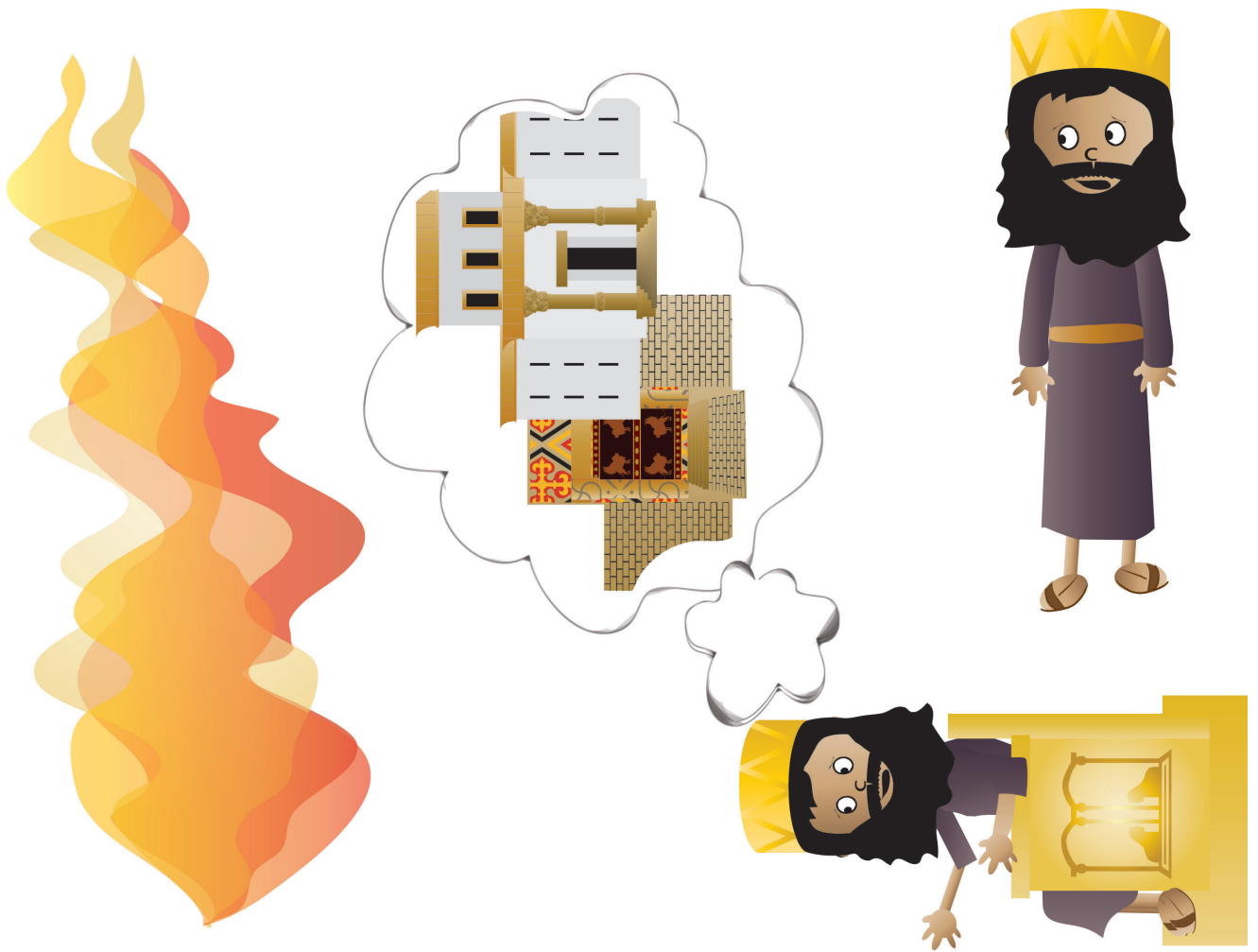
SB3 Prophet Nathan  
Tells God's Plan  
DDD 4.1 Story

SB2 Plan to Build  
a Worship House  
DDD 4.1 Story

SB16 Messenger  
DDD 4.1 Story

SB4 Golden Money  
David Saves Up  
DDD 4.1 Story

SB1 King David  
DDD 4.1 Story





SB28 The LORD's Fire from Heaven  
DDD 4.1 Story

SB5 King Solomon Will Build  
Worship House  
DDD 4.1 Story

SB24 Worship Leaders  
Take Special Box  
DDD 4.1 Story

SB19 King Solomon at the Altar  
DDD 4.1 Story






SB6 Workers Cut Down Trees  
DDD 4.1 Story


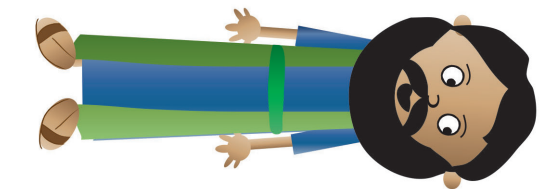



SB9 Workers Bring  
Lumber to Jerusalem  
DDD 4.1 Story

SB10 Workers Bring  
Limestone to Jerusalem  
DDD 4.1 Story



SB30 King and People Bow Down  
DDD 4.1 Story

SB8 Workers Get Limestone  
DDD 4.1 Story



SB23 Important Men  
Get Special Box  
DDD 4.1 Story


SB21 Priests and Levites  
Wash DDD 4.1 Story

SB13 Hiram and Helpers  
Work Hard  
DDD 4.1 Story

SB12 Men to Help Hiram  
DDD 4.1 Story

SB11 Hiram  
DDD 4.1 Story


SB27 King Solomon Prays  
DDD 4.1 Story



SB29 The LORD's Glory Fills  
the Worship House  
DDD 4.1 Story



SB18 People Gather  
DDD 4.1 Story





SB32 Everyone Celebrates  
DDD 4.1 Story



SB25 Worship Leaders  
Praise God  
DDD 4.1 Story



SB17 People's Worship Gifts Pt 1 of 2  
DDD 4.1 Story

SB17 People's Worship Gifts Pt 2 of 2  
DDD 4.1 Story





SB22 Worship Leaders  
Get Music Ready  
DDD 4.1 Story


SB7 Float Lumber Down Sea  
DDD 4.1 Story

SB31 Worship Leaders Bow Down  
DDD 4.1 Story



SB15 Inside of Worship House  
DDD 4.1 Story





SB14 Outside of Worship House  
DDD 4.1 Story

# **DEEP DOWN DETECTIVES**



**Visual Aids**

**Unit 4,**

**Bible Truth 2**

## About the Deep Down Detectives Visual Aids

### How Are They Used?



The Deep Down Detectives Visual Aids book is a companion resource to be used alongside the Deep Down Detectives Core Curriculum book for each unit. These colorful pictures are used in presenting the key concepts; telling the Bible stories; and, in playing the Bible Story Review games.

### What Do They Include?



**There are five, different resources included in this book:**

**1. Key Concept Visual Aids**-- colorful signs of the Big Question and Answer, the Bible Truth, the Bible verse, and the Listening Assignments to use with the 3 lessons for each Bible Truth.

**2. The Storyboard Picture Key**--a who's who of the pictures in thumbnail size. Some pictures are labeled "BG." These are your background pictures that you put on the storyboard before telling the story. The rest of the pictures are labeled "SB." These are pictures you put up on the storyboard as you tell the story.


**3. Storyboard Suggested Picture Placement** page--where to place the pictures on your storyboard.

**4. The pictures, themselves.** Notice that each picture is identified and numbered on the back for easy reference. The numbers correspond to the numbers in the Picture Placement Key and in the actually story script (found in the Core Curriculum book.)

**5. Directions** for making the Deep Down Detectives "Bible" Folder and the **back/front images** to paste in place when making it. (Larger back/front images are found online with the curriculum.)

**Directions** for how to make a homemade flannelgraph storyboard and sturdy storyboard pictures are found in **Appendix E in the Core Curriculum book.**

### Ready, Set, Rip It Out!



This book is meant to be ripped up and made into your visual aids. The key concept signs can be cut out and laminated or slipped into sheet protectors. Cut out around the storyboard images and ideally, laminate these. Some of the biggest pictures actually need to be stuck together, before laminating.

### Store It!



Deep Down Detectives is a curriculum that can be used over and over. Store your visual aids and storyboard pictures after using them and they will serve you for many years. We store ours in manilla envelopes and then put them (along with all the rest of the curriculum) in magazine files, labeled by Bible Truth. If you have multiple classes using the curriculum, store each set of resources in separate manilla envelopes. This will make prep much simpler, second time around.

### Replacement Storyboard Pictures



You can always purchase this book again or simply go online and print out any pictures that go missing.

### Two Sizes of Storyboard Pictures



There are two sizes of storyboard pictures to choose from: the standard, large format pictures; or, the smaller format pictures. The larger pictures are best for a big classroom and a storyboard that is at least 36" x 48." (We actually make a whole section of a wall into a felt storyboard!) The small format pictures are created to fit smaller storyboards--in the 24" x 36" to 36" by 48" range. They are most useful in the smaller class or for use at home.

**The Case of the Fight with Fire**

*1 Kings 18*



of BQB

**Story-telling Tips**

Ahead of time:

1. Read the Bible verses and story. Pray!
2. Choose story action cues and/or prepare storyboard figures, if using. (Included in Visual Aids book)
3. Practice telling story with the storyboard pictures, timing your presentation. Shorten, if necessary.

During your presentation:

1. Maintain as much eye contact as possible as you tell the story.
2. Put up storyboard figures/add story action cues as you tell the story. Allow the children to help you put them on the board, if desired.
3. Include the children in your story with a few questions about what they think will happen or words/concepts that might be new to them.

**INTRODUCTION/ LISTENING ASSIGNMENTS**

**"Our story is called: The Case of the Fight with Fire. Here is your listening assignment."** Read from Detective Dan's Listening Assignment signs, but questions are summarized below:

**Detective Dan's Lesson #1 Listening Assignment:**

I need to know:

- 1. What was the fight about?**
- 2. Who won the fight? How did He use fire to show He had won?**

**Detective Dan's Lesson #2 Listening Assignment:**

**Our Bible Verse is Psalm 86:8,10:**

"There is none like you among the gods, O Lord, nor are there any works like yours...For you are great and do wondrous things; you alone are God."

I need to know:

- 1. What wondrous thing did the LORD do with fire?**
- 2. Who had to agree that there is no god like the LORD?**

**Detective Dan's Lesson #3 Listening Assignment:**

I found six clues, but two of them are **NOT** in the story.

They are: a bull; a god named Baal; a bush; dancing men; a pan; and, fire.

*Hold each of them up for the children to see as you identify them.*

I need to know:

- 1. Which four belong in the story and which two don't?**
- 2. Who praised the Lord for being the one, true God?**

**Read the assignment questions, THEN SAY,**

"Ok, Deep Down Detectives! Put on your best listening ears and see if you can hear the answers to Detective Dan's questions. When I finish telling the story, we will see if we can answer all the questions."

*Read the Bible Truth story, answer questions, present the gospel and lead in prayer.*

*Answers to questions; the gospel; and, ACTS prayer are included with the story text.*



**The Case of the Fight with Fire** 1 Kings 18

**Story with lines separating paragraphs (text in bold, optional interaction cues in italics)** Numbers correspond to storyboard pictures and placement upon the storyboard. Always feel free to use less pictures, if it's best for your kids. Simply black out the numbers next to pictures you do not plan to use. All pictures are found in the Visual Aids book. Put BG (background) pictures on storyboard ahead of time. SB pictures (listed below in story text) are added to board as you tell the story. These numbers are also found on the back of each picture.

*Tip: Stack pictures in numerical before telling story for easy use. Use sticky-back velcro to attach pictures to storyboard felt. Use sticky-tac putty to stick a picture on top of another picture.*

---

**(SB1) The LORD and the (SB2) people of Israel made big promises to each other.**

**The LORD (SB3) promised that He would always love them and take care of them. He would keep them safe and give them everything they needed to be happy. Best of all, He would give them Himself to know and enjoy forever.**

**The people of Israel promised the LORD something in return, too. Can you guess what that might be?**

*Can you guess?*

**They promised to (SB4) love the LORD.**

---

**Now, that might sound very simple at first. But the love the LORD wanted His people to have for Him was not a little, tiny love—like a love that wakes up in the morning and says “Good morning, LORD! I love you,” but then forgets Him the rest of the day.**

**No, the kind of love the LORD wanted was a love that loved Him with their whole lives, through the whole day, in everything they did and said and even thought. It meant obeying (SB5) all of His good laws and worshipping Him as the One, True God. It meant obeying His good laws about loving others, too. So you see, this was a very BIG love that the LORD asked the people to promise Him... and they happily promised Him they would.**

---

**But it is one thing to make a promise and another thing to keep it, especially big promises like the LORD and the people of Israel made to each other. And while the LORD kept His promises to the people of Israel, the people did NOT.**

**They forgot Him as they lived each day. They (SB6) broke His good laws. They stopped worshipping Him as the One, True God and (SB7) turned to worship other, fake gods instead....especially the fake god that (SB8) their neighbors worshipped: a (SB9) fake god named Baal. And (SB10) their king--King Ahab--led the way.**

---

**Baal was supposed to be the god who gave people rain, good crops, and big families. Those were the three, big things that the people especially cared about then. Can you guess what the three things might be?**

*Can you guess?*

**There were (SB11) rain and big families and good food!**

---

**Now you might think of three OTHER things you especially care about, but back in those days there were no grocery stores or hospitals. You needed rain to grow your food and keep you and your animals alive. And since there weren't really doctors back then, getting sick was very scary. Rain, big families, and good crops meant LIFE to these people! Rain, big families and good food meant LIFE to these people! Who could want to worship Baal if he could give them that!**

*Story with lines separating paragraphs (text in bold, optional interaction cues in italics)*

---

**But what about the people of Israel? Didn't they need rain, big families, and good food to live, too? Yes, they did! But they didn't need to turn to Baal for these. Who SHOULD they have turned to instead?**

*Can you tell me?*

**They SHOULD have turned to the LORD. He had already made big promises to always love them and take care of them. Hadn't He always provided them with rain, big families, and good food in the past? Wouldn't He keep on giving these good gifts to them? Of course, He would! The LORD never breaks His promises!**

---

**But, the people of Israel chose to forget all of this. They chose to worship the fake god, Baal, instead. Their king,**

**This was sad news! This was BAD news! The people of Israel had turned away from the LORD. They had broken their promises to Him. What would the LORD do? Would He turn away from them and stop caring for them, as they deserved?**

*What do you think the LORD did?*

---

**The LORD COULD have done that, but He did not. He chose to go on loving them. He would bring them back to Him. He would show them in a mighty way that Baal was just a fake, and that He, the LORD, was the one, true God. And He would do it by stopping the very thing that Baal was supposed to be in charge of: the rain.**

---

**The LORD sent (SB12) His special messenger, Elijah, to tell King Ahab and the people what He was going to do.**

**"The LORD says: 'You have broken your promise to love Me,'" Elijah told them. "'You have chosen to worship Baal as giver of rain, big families, and good food, but he isn't. He is just a fake god. He is not the One True God. I am, as I am going to show you!'" the LORD told the people.**

**"I am going to take away all the rain. I am going to take away all the good food from you...the food you need so you can have big families. And no matter how much anyone prays to Baal, there will be no more rain or good food until I say so. Then you will see that I, not Baal, am the One True God," the LORD warned the people through Elijah.**

---

**Those were big words. Could the LORD really do this? Could He really stop Baal's power? Everyone waited and watched.**

*What do you think happened?*

---

**Sure enough, day after day after day went by and there was no rain.**

**The (SB13) water in the streams dried up. The good food that should have grown in the fields, died. The big families and their animals grew hungry and thirsty. They took their worship gifts to Baal and prayed, "Oh, Baal, send us the rain we need to grow good food and feed our big families."**

**But for one, two, THREE whole years, no matter how much anyone prayed to Baal, there was no rain or good food. Oh, how sad the neighbors were! Oh, how sad the people of Israel were!**

*Story with lines separating paragraphs (text in bold, optional interaction cues in italics)*

---

At last, the LORD knew the people had learned enough from their suffering. They were ready for the great showdown. The big fight with fire that would make it clear to them and their neighbors who really was the one, true God.

(SB14) Elijah went back to King Ahab with a new message: “The LORD says: ‘For three years I’ve taken away your rain and good food. It has been hard to feed your big families. I did this because the people and you chose to stop worshipping Me and obeying My good laws. I wanted you to see that I am the one, true God, not Baal,’” the LORD said.

“I’m not done yet. There’s more thing I want to do. Gather all of the people and all of the messengers of Baal on top of Mount Carmel. There, you will see who really is the One, True God,” the LORD promised.

---

King Ahab obeyed. Up, up, up to the top of dry Mount Carmel went (SB15) Elijah, with King Ahab, the people of Israel, and (SB16) the messengers of Baal. It was time for the big showdown.

Elijah gathered them all together and said, “The time has come to see who is the One, True God. If it is Baal, follow him. If it is the LORD, follow Him.”

---

“I am the only messenger of the LORD here, but Baal has (SB17) many messengers,” Elijah told them. “We will each give a worship gift of a bull to our god. Baal’s messengers will give Baal their worship gift; and I will give my worship gift to the LORD,” Elijah explained.

“But we’re going to make this a fight with fire between the LORD and Baal,” Elijah said. “We won’t light the wood under the worship gifts, like we usually do. We will leave that to the One, True God. We will ask Him to send down fire from heaven to burn up the worship offering,” Elijah told them.

“This shouldn’t be hard for Baal. He’s the rain god. He can throw down one of his lightning bolts and set the worship gift on fire,” Elijah said. “I will even let the messengers of Baal go first.”

---

Everyone agreed. The messengers of Baal (SB18) took a bull and set it on top of some stones and firewood. Their worship offering was ready. They (SB19) began shouting their prayers to Baal: “O great Baal, show that you are the One, True God! Accept our worship gift! Send fire to burn it up!” they prayed.

*What do you think happened?*

Nothing happened at all. But Baal’s messengers didn’t give up. Next, they tried (SB20) shouting louder and dancing a worship dance to Baal. But still, nothing happened. On and on, all day, Baal’s messengers tried many things; but still no fire came down.

---

At last they gave up. it was Elijah’s turn. With (SB21) twelve, big stones, Elijah rebuilt the altar to the LORD. He put lots of wood. on it, and the bull on top of the wood. He had (SB22, SB23) men pour lots and lots of water on the everything to make it even harder to burn up.

*Story with lines separating paragraphs (text in bold, optional interaction cues in italics)*

---

Then (SB24) Elijah prayed to the LORD: **"O LORD, let it be known today that You are the God of Israel and I am Your servant. Answer me that the people may know that You, O LORD, are the One, True God, and that You have turned their hearts back to loving and obeying You."**

**What do you think happened? Would the LORD send down fire?**

*What do you think?*

**Yes, He would! (SB25) Suddenly, a huge, hot, blaze of fire down from heaven. WHOOSH! It burned up the bull, the wood, the water, the stones, and even the soil. Can you imagine! Fire so hot that it could burn up stones!**

---

**When all the people saw this, they (SB26) fell down on their faces and said, "The LORD, He is God; the LORD, He is the One True God!"**

**Then they turned on the messengers of Baal and got rid of them all. At last, the people of Israel had turned back to obeying and worship the LORD! And at last, it was time for rain.**

---

**(SB27) Elijah bowed down low to the ground, with his face between his knees, and prayed to the LORD. The skies soon grew (SB28A,B) black with clouds and a great rain began to fall. All the people rejoiced in the rain and the good food that would grow again now. And which God did they thank?**

*Can you tell me?*

**They thanked the LORD! For now it was very, very clear: Baal was only a fake god; and the LORD was the One, True God. There was no other God, and there never will be.**

**Cracking the Case:** (story wrap-up for Listening Assignments)

It's time to see how we did with our Listening Assignment.

**Detective Dan's Lesson #1 Listening Assignment:**

I need to know:

**1. What was the fight about?** Who was the real One, True God.

**2. Who won the fight?** How did He use fire to show He had won? The LORD won. He sent down fire from heaven and burned up the worship gifts.

**For You and Me:**

The LORD was the one, true God long ago when this story took place. He is STILL the one, true God today! He wants us to know Him and obey Him, just like He wanted the people of Israel to, long ago. How can we do this? By turning away from our sins and trusting in Jesus as our Savior. Ask God to help you! He loves to answer these prayers!

**Detective Dan's Lesson #2 Listening Assignment:****Our Bible Verse is Psalm 86:8,10:**

"There is none like you among the gods, O Lord, nor are there any works like yours...For you are great and do wondrous things; you alone are God."

I need to know:

**1. What wondrous thing did the LORD do with fire?** He sent down fire from heaven and burned up the worship gifts.

**2. Who had to agree that there is no god like the LORD?** Everyone!

**For You and Me:**

Everyone was amazed when the LORD sent fire down to burn up the worship gifts and even the rocks around the altar! The people had to agree that there was no god like the LORD. He was the one, true God, then and He is still, today! And the LORD is still doing amazing deeds. The most amazing of all is His offer to be our Savior. Yes! Even though we have all disobeyed Him and deserve His punishment, He offers us His forgiveness and to make us His people. How? When we turn from our sins and trust in Jesus as our Savior. Ask Him to help you! He loves to do this!

**Detective Dan's Lesson #3 Listening Assignment:**

I found six clues, but two of them are **NOT** in the story. They are: a bull; a god named Baal; a bush; dancing men; a pan; and, fire.

*Hold each of them up for the children to see as you identify them.*

I need to know:

**1. Which four belong in the story and which two don't?** The bull, the god named Baal, the dancing men and the fire belong. The bush and the pan do not.

**2. Who praised the LORD for being the one, true God?** Elijah and all the people of Israel.

**For You and Me:**

The people of Israel turned away from worshipping Baal and returned to praise the LORD after they saw Him sent fire down from heaven. He was the one, true God. There was no other god they should ever worship besides Him! There is no god we should worship other than the LORD, too. We can start to worship Him by turning away from our sins and trusting in Jesus as our Savior. Ask God to help you! He loves to answer these prayers!

**The Gospel** (story wrap-up if NOT using Listening Assignments)**Our Bible Truth is:**

**Can Anybody Tell Me What the LORD Is Like?**

**He's Not Like Anyone Else...**

**He Is the One, True God!**

The people of Israel are not the only people who disobey the LORD and choose to worship other things. We have all chosen to disobey Him. We have all chosen to worship other things besides Him. How we deserve His punishment!

But how kind is the LORD! He offers us forgiveness through His Son, Jesus! Jesus suffered and died on the cross as the perfect payment for our sins. He rose from the dead on the third day, showing He had really beaten sin and death for us. How can Jesus be OUR Savior? By turning away from our sins and trusting in Jesus as our Savior. If we do, we become God's people. We will know special closeness with Him in our hearts now. And one day, we will go to live with Him forever. God loves to help us trust in Jesus! Ask Him!

*Close in prayer.*



**Closing ACTS Prayer**

- A** We praise You, LORD, that You are the great and awesome God. There is no god like You!
- C** LORD, we should love and worship You alone, but many times we choose to worship other gods. We don't live for You. We don't honor You as best and most important. We don't depend on You to take care of us. Please forgive us! We need a Savior!
- T** Thank You, LORD, making us to know and worship You. Thank You for making the way for us to be forgiven of our sins through Jesus. Thank You that now we can know and worship You because of Him.
- S** Work in our hearts! Help us to turn away from other things we are tempted to worship. Help us to trust in Jesus as our Savior. Help us to worship only You!


In Jesus' name we pray, Amen.

***Go to Lesson Plan, p.9 for the script to the rest of the lesson.***





Can Anybody Tell Me What the  
LORD Is Like?



ANSWER:

He's Not Like Anyone Else!

VISUAL  
AID

#1

take out



of BQB

## The Big Question

*Hold up the Big Question sign for all the children to see, and say:*

The Big Question we are investigating today is  
Big Question Number 4:

**Can Anybody Tell Me What the LORD Is Like?**

and the Answer is:  
**He's Not Like Anyone Else!**

### **Meaning:**

There are many gods that people worship, but none is like the LORD. He is the one, true God. He's not like anyone else! He's always been alive--and He will never die. He's completely good and loving. He's all-powerful and all-wise. And that's just the beginning of what the LORD is like. He is so great! There will always be more of Him to know.

Let's sing our Big Question Song: "



## Big Q & A 4 Song

*DDD ESV Songs 4, track 12*

*(adapted version of "Have You Ever Seen a Lassie")*

Can anybody tell me,  
Tell me, tell me,  
Can anybody tell me,  
What the LORD is like?  
He's not like anyone else,  
Anyone else, anyone else,  
He's not like anyone else,  
That's what the LORD is like.

# BIG QUESTION 4: Eight truths about the LORD



8.



Visual  
Aid

#2

My  
Question  
Bible

of BQB



## This Unit's Bible Truths

"He's not like anyone else" is a good beginning, but there's so more to learn. So it's time for us to dig down even deeper for more answers to our Big Question about God. We're going to be learning EIGHT Bible truths that all tell us more about what God is like.

Who would like to hand me the picture with our eight Bible truths on it? It's in the Big Question Box/Briefcase."

Who would like to hand me the picture with our eight Bible truths on it? It's in the Big Question Box/Briefcase."

*Choose a child to get it and hand it to you, then hold it up and show them the pictures of the eight truths they will be learning.*

*After everyone has had a good look say...*

"Ok, we've learned one truth about the LORD. It's this one: "He is a Glorious Spirit" (point to pictures as you identify each Bible Truth). Now let's look at our Bible Truth Clue sign and see if we can figure out which of these four truths we will be learning about today. Who would like to get it out of the Big Question Briefcase for me?"

*Choose a child to open the briefcase, take out the Bible Truth Clue sign and hand it to you.*

CAN YOU GUESS BIBLE TRUTH 2?

Can Anybody Tell Me What  
the LORD Is Like?

He's Not Like Anyone Else...

He is the ???  
True God!

HINT: "How many true Gods are there?  
It starts with an "o" and  
it rhymes with "done."



ANSWER:

**He is the One, True God!**

Visual  
Aid

take out



#3

of BQB

# Revealing the Bible Truth We Are Learning

*Hold up the front side for the children to see. Cover up the answer, written along the bottom, and say:*

**"Can Anybody Tell Me What the LORD Is Like?  
He's Not Like Anyone Else!  
He Is the ??? True God!"**

We're missing one word. Here's the hint to what the missing word is. It says: "How many true Gods are there? It starts with an "o" and it rhymes with "done."

Can you guess? It's "One."

So the Bible Truth we are learning today is:

*(uncover answer from bottom of sign, show it to them and say:)*

**"Can Anybody Tell Me What the LORD Is Like?  
He's Not Like Anyone Else!  
He Is the ONE, True God!"**

And here is what this Bible Truth means:  
*(read the meaning off of the back of the sign, say:)*

People look for a god to worship: someone or something that they honor as best; who is most important to them; who they will love most of all, and serve. And, someone or thing they can depend on to take care of them.

Sometimes, people make their own gods. They cut them out of wood or stone and worship them. Sometimes, people make things their god. They make having many nice things most important. They trust in their money to take care of them. They never seem to have enough of it. Sometimes people worship other people or even themselves! People are most important to them. They change what they say and do to please them, even if it's wrong. What others think of them matters to them too much.

Money, people, and even wood and stone are all good things, but they were not meant to be worshipped. There is really only one SOMEONE we are made to worship: it is the LORD, the one, true God. The LORD made heaven and earth and everything in it... even us! He is all-loving and all-good. He knows everything there is to know and He can do whatever He wants to do. He's the one who can we can depend on to take care of us. He is the only one who is really worthy of our worship. There is no one like Him.

Seek after the LORD! Live for Him! He promises that all who seek Him will find Him. How wonderful it is to know and live for the LORD, the one, true God!

**"There is none like you among the gods, O Lord,  
nor are there any works like yours..."**



**For you are great and do wondrous things;  
you alone are God." Psalm 86:8,10, ESV**



**THE  
LORD**

Visual  
Aid  
#4

Place  
verse in  
DDD  
Bible"

take out  
? of BQB

DDD 4.2 Bible Verse Picture--front



# Bible Truth 2 Bible Verse

*Remove the Bible Verse Picture from the "Bible" folder and hold it up for all the children to see, then say:*

Psalm 86:8,10 tells us:

## **Psalm 86: 8,10, ESV**

"There is none like you among the gods, O Lord, nor are there any works like yours...For you are great and do wondrous things; you alone are God."

**Learn a Little:** "O LORD ... you alone are God."

## **What does that mean?**

This verse tells us that there is no one like the LORD. If we compare anyone else's deeds to the LORD's, it is easy to see just how great He is. He alone is God and worthy of our worship!

"We've said our Bible verse, now let's sing it!"

## **Among the Gods:**

### **Psalm 86:8,10**

*DDD ESV Songs 3, track 24*

Among the gods, there is none like you, O Lord;  
Nor are there works like yours.  
For you are great  
and do wondrous things, O Lord,  
You alone are God.  
Psalm Eighty-six, eight and ten.

"Now it's time to do a bit more deep down investigating. Let's see what Detective Dan wants us to help him figure out. Would someone like to get it out for me?"



of BQB

Place in  
DDD  
Bible"

Aid #5A

#5A

DDD  
Bible"



# Detective Dan's Listening Assignment #1



# Detective Dan's

## Listening Assignment #1



Hi, Deep Down Detectives!

I'm working on a brand-new case called:

"The Case of the Fight with Fire."

I need to find out:

1. What was the fight about?

AND

2. Who won the fight? How did He use fire to show He had won?

Can you help me? Listen carefully to the story and you might just hear the answers!

Thanks!

Detective Dan

***Then say,*** "Ok, Deep Down Detectives! Put on your best listening ears and see if you can hear the answers to Detective Dan's questions. When I finish telling the story, we will see if we can answer all of his questions."

*Read the Bible Truth story, putting up the storyboard pictures as you tell it.*

*At the end of the story, repeat the questions and lead the children in answering them. Present the gospel and close in prayer.*

\*Answers to assignment questions, the gospel and ACTS prayer are also included at the end of the story text.\*

Answers:

**1. What was the fight about?** Who was the real One, True God.

**2. Who won the fight?** How did He use fire to show He had won? The LORD won. He sent down fire from heaven and burned up the worship gifts.

**For You and Me:**

The LORD was the one, true God long ago when this story took place. He is STILL the one, true God today! He wants us to know Him and obey Him, just like He wanted the people of Israel to, long ago. How can we do this? By turning away from our sins and trusting in Jesus as our Savior. Ask God to help you! He loves to answer these prayers!



take out



of BQB

Place in



Visual Aid



# Detective Dan's Listening Assignment #2



# Detective Dan's

## Listening Assignment #2



Hi, Deep Down Detectives!

I'm still working on the case called:

"The Case of the Fight with Fire."

Our Bible verse is Psalm 86:8,10, ESV:

"There is none like you among the gods, O Lord, nor are there any works like yours...For you are great and do wondrous things; you alone are God."

I need to find out:

1. What wondrous thing did the LORD do with fire?

AND

2. Who had to agree that there is no god like the LORD?

Can you help me? Listen carefully to the story and you might just hear the answers!

Thanks for your help!

Detective Dan

**Then say,** "Ok, Deep Down Detectives! Put on your best listening ears and see if you can hear the answers to Detective Dan's questions. When I finish telling the story, we will see if we can answer all of his questions."

*Read the Bible Truth story, putting up the storyboard pictures as you tell it. At the end of the story, repeat the questions and lead the children in answering them. Present the gospel and close in prayer.*

\*Answers to assignment questions, the gospel and ACTS prayer are also included at the end of the story text.\*

Answers:

**Our Bible Verse is: Psalm 86:8,10, ESV**

"There is none like you among the gods, O Lord, nor are there any works like yours...For you are great and do wondrous things; you alone are God."

**For You and Me:**

**1. What wondrous thing did the LORD do with fire?** He sent down fire from heaven and burned up the worship gifts.

**2. Who had to agree that there is no god like the LORD?** Everyone!

**For You and Me:**

Everyone was amazed when the LORD sent fire down to burn up the worship gifts and even the rocks around the altar! The people had to agree that there was no god like the LORD. He was the one, true God, then and He is still, today! And the LORD is still doing amazing deeds. The most amazing of all is His offer to be our Savior. Yes! Even though we have all disobeyed Him and deserve His punishment, He offers us His forgiveness and to make us His people. How? When we turn from our sins and trust in Jesus as our Savior. Ask Him to help you! He loves to do this!




take out



of BQB

Visual  
Aid



# Detective Dan's Listening Assignment #3



# Detective Dan's

## Listening Assignment #3



Hi, Deep Down Detectives!

I'm still working on the case called:

"The Case of the Fight with Fire."

I found SIX clues, but TWO of them are NOT in the story. They are: Jews; a jar; Gentiles; fake gods; a bear; and a house.

*Hold up each of the six pictures for the children to see as you identify them. Better yet, put them up on your flannelgraph board, off to one side.*

**I need to know:**

1. Which four belong in the story and which two don't?
2. Who praised the Lord for being the one, true God?

Can you help me? Listen carefully to the story and you might just hear the answers!

Thanks!

Detective Dan

***Then say,*** "Ok, Deep Down Detectives! Put on your best listening ears and see if you can hear the answers to Detective Dan's questions. When I finish telling the story, we will see if we can answer all of his questions."

*Read the Bible Truth story, putting up the storyboard pictures as you tell it. At the end of the story, repeat the questions and lead the children in answering them. Present the gospel and close in prayer.*

*\*Answers to assignment questions, the gospel and ACTS prayer are also included at the end of the story text.\**

Answers:

**1. Which four belong in the story and which two don't?**

The bull, the god named Baal, the dancing men and the fire belong. The bush and the pan do not.


**2. Who praised the Lord for being the one, true God?**

Elijah and all the people of Israel.

**For You and Me:**

The people of Israel turned away from worshipping Baal and returned to praise the LORD after they saw Him sent fire down from heaven. He was the one, true God. There was no other god they should ever worship besides Him! There is no god we should worship other than the LORD, too. We can start to worship Him by turning away from our sins and trusting in Jesus as our Savior. Ask God to help you! He loves to answer these prayers!

A (Fake) God Named Baal



A Bull






DDD 4.2 Lesson 3 Listening Assignment Clue Picture 2 for kids



DDD 4.2 Lesson 3 Listening Assignment Clue Picture1 for kids

Dancing Men



A Bush






DDD 4.2 Lesson 3 Listening Assignment Clue Picture3 for kids




DDD 4.2 Lesson 3 Listening Assignment Clue Picture 4 for kids





Fire



A Pan



DDD 4.2 Lesson 3 Listening Assignment Clue Picture 6 for kids



DDD 4.2 Lesson 3 Listening Assignment Clue Picture 5 for kids


---

## Big Question 4, Bible Truth 2 Storyboard Background Pictures Key (BG)

---

Put these pictures in place on your storyboard BEFORE you tell your story.

**BG1 Mt. Carmel**



**Note on BG1 Mt. Carmel:**

Create Mt Carmel from felt. Overlay the felt pieces on the base felt on your flannelgraph board. Velcro on the back of the pieces will hold the pieces securely in place. Finish off the background by adding the additional background pieces provided in this book on top of the felt.

## Big Question 4, Bible Truth 2 Storyboard Pictures Key (SB)

Store these pictures in numerical order in your DDD Bible Folder.

Add these to your story as you tell it. Numbers correspond to placement order.

SB1 The LORD



SB2 The People of Israel



SB3 The LORD's Big Promises



SB4 The People's Promise



SB5 God's Laws



SB6 The People Break Their Promise



SB7 The People Worship Baal Instead



SB8 The Neighbors



SB9 Fake God Baal



SB10 King Ahab



SB11 Rain, Big Families and Good Food



SB12 Elijah Warning King Ahab



SB13 No Rain for 3 Years



SB14 Elijah Telling Ahab to Meet Up on Mount Carmel



SB15 Elijah, King Ahab and People of Israel Gather



SB16 Messengers of Baal



SB17 Lots More Messengers of Baal



SB18 Altar with Worship Gift to Baal



SB19 Messengers of Baal Praying



SB20 Messengers of Baal Dancing



SB21 Altar with Worship Gift to the LORD



SB22 Men Put Water on Everything



SB23 Water



SB24 Elijah Prays



SB25 Fire from Heaven



SB26 People Bow Down and Confess the LORD Is God



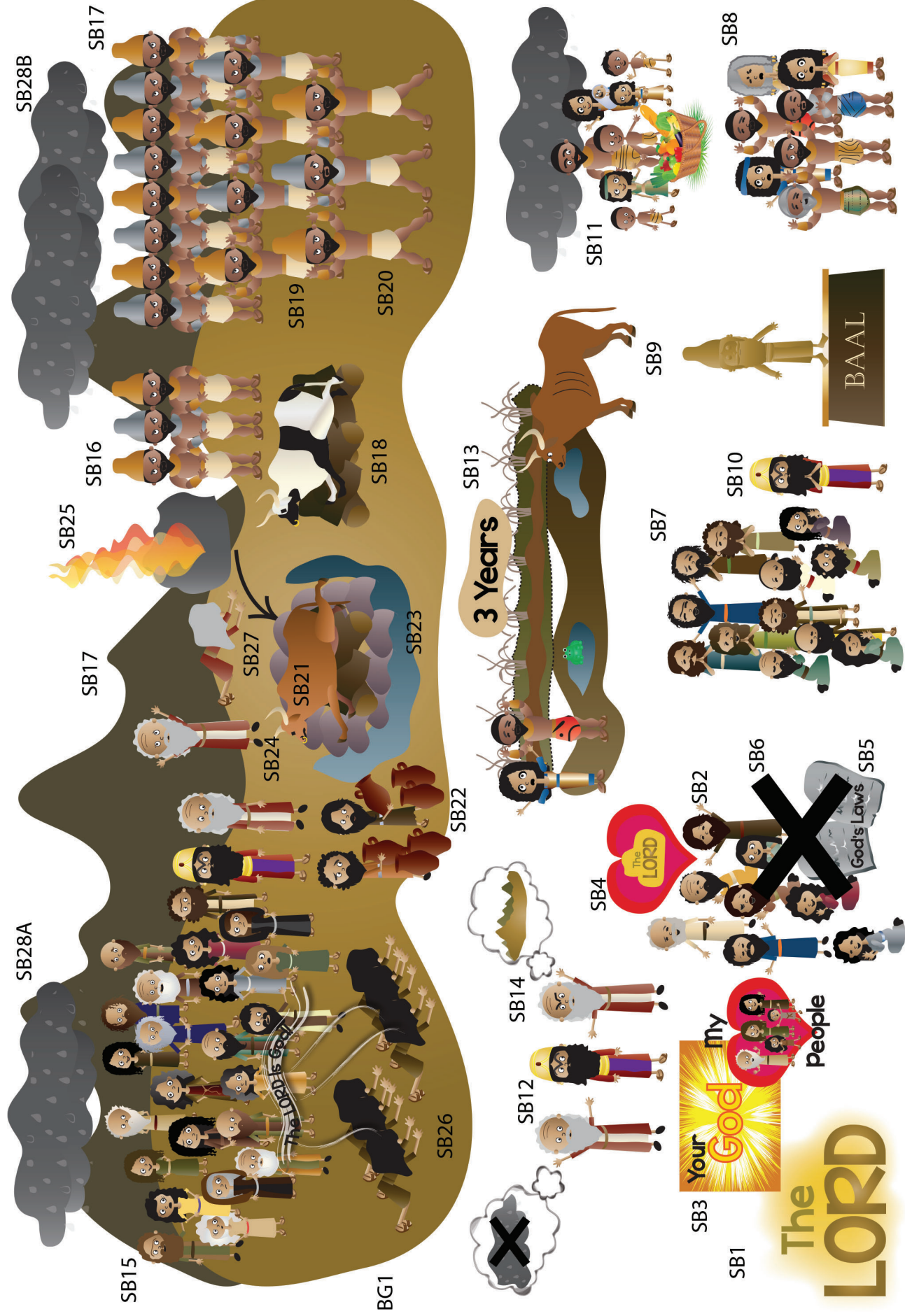
SB27 Elijah Bows Down and Prays



SB28A,B Rain Clouds with Rain



Note: Use sticky tac putty rather than velcro on back of pictures placed on top of other pictures.





NOTE:

Some of the larger images are assembled from two or more pages. You can make these easier to fold by leaving a small gap in the lamination between the pieces. This allows you to fold the image along the gap.



leave slight gap here  
to create a “hinge” for  
easy folding



The  
LORD

SB3 The LORD's Big Promises  
Story 4.2

SB1 The LORD  
Story 4.2



SB5 God's Laws  
Story 4.2

SB2 The People of Israel  
Story 4.2

SB4 The People's Promise  
Story 4.2

SB6 The People Break  
Their Promise  
Story 4.2

SB10 King Ahab  
Story 4.2






SB24 Elijah Prays  
Story 4.2

SB7 The People Worship Baal Instead  
Story 4.2

SB8 The Neighbors  
Story 4.2



SB9 Fake God Baal  
Story 4.2


SB21 Altar with Worship Gift to the LORD  
Story 4.2





SB11 Rain, Big Families and Good Food  
Story 4.2



SB18 Altar with Worship Gift to Baal  
Story 4.2



SB12 Elijah Warning  
King Ahab  
Story 4.2

SB27 Elijah Bows Down and Prays  
Story 4.2

SB19 Messengers of Baal Praying  
Story 4.2




SB14 Elijah Telling Ahab to  
Meet Up on Mount Carmel  
Story 4.2

SB16 Messengers of Baal  
Story 4.2


SB13 No Rain for 3 Years  
Pt 2 of 2  
Story 4.2  
Glue Together and Laminate






SB15 Elijah, King Ahab  
and People of Israel Gather  
Pt 1 of 2  
Story 4.2  
Glue together and laminate

SB20 Messengers of Baal Dancing  
Story 4.2



SB15 Elijah, King Ahab  
and People of Israel Gather  
Pt 2 of 2  
Story 4.2  
Glue together and laminate

SB17 Lots More Messengers of Baal  
Story 4.2





SB22 Men Put Water on Everything  
Story 4.2

SB23 Water  
Story 4.2

SB25 Fire from Heaven pt 2 of 2  
Story 4.2  
Glue together and laminate

SB28A Rain Clouds with Rain  
Story 4.2



SB25 Fire from Heaven pt 1 of 2  
Story 4.2  
Glue together and laminate

SB28B Rain Clouds with Rain  
Story 4.2

The LORD Is God!



3 Ye



SB26 People Bow Down and  
Confess the LORD Is God  
Story 4.2

SB13 No Rain for 3 Years  
Pt 1 of 2  
Story 4.2  
Glue Together and Laminate



# **DEEP DOWN DETECTIVES**



**Visual Aids**

**Unit 4,**

**Bible Truth 3**

## About the Deep Down Detectives Visual Aids

### How Are They Used?



The Deep Down Detectives Visual Aids book is a companion resource to be used alongside the Deep Down Detectives Core Curriculum book for each unit. These colorful pictures are used in presenting the key concepts; telling the Bible stories; and, in playing the Bible Story Review games.

### What Do They Include?



**There are five, different resources included in this book:**

**1. Key Concept Visual Aids**-- colorful signs of the Big Question and Answer, the Bible Truth, the Bible verse, and the Listening Assignments to use with the 3 lessons for each Bible Truth.

**2. The Storyboard Picture Key**--a who's who of the pictures in thumbnail size. Some pictures are labeled "BG." These are your background pictures that you put on the storyboard before telling the story. The rest of the pictures are labeled "SB." These are pictures you put up on the storyboard as you tell the story.


**3. Storyboard Suggested Picture Placement** page--where to place the pictures on your storyboard.

**4. The pictures, themselves.** Notice that each picture is identified and numbered on the back for easy reference. The numbers correspond to the numbers in the Picture Placement Key and in the actually story script (found in the Core Curriculum book.)

**5. Directions** for making the Deep Down Detectives "Bible" Folder and the **back/front images** to paste in place when making it. (Larger back/front images are found online with the curriculum.)

**Directions** for how to make a homemade flannelgraph storyboard and sturdy storyboard pictures are found in **Appendix E in the Core Curriculum book.**

### Ready, Set, Rip It Out!



This book is meant to be ripped up and made into your visual aids. The key concept signs can be cut out and laminated or slipped into sheet protectors. Cut out around the storyboard images and ideally, laminate these. Some of the biggest pictures actually need to be stuck together, before laminating.

### Store It!



Deep Down Detectives is a curriculum that can be used over and over. Store your visual aids and storyboard pictures after using them and they will serve you for many years. We store ours in manilla envelopes and then put them (along with all the rest of the curriculum) in magazine files, labeled by Bible Truth. If you have multiple classes using the curriculum, store each set of resources in separate manilla envelopes. This will make prep much simpler, second time around.

### Replacement Storyboard Pictures



You can always purchase this book again or simply go online and print out any pictures that go missing.

### Two Sizes of Storyboard Pictures



There are two sizes of storyboard pictures to choose from: the standard, large format pictures; or, the smaller format pictures. The larger pictures are best for a big classroom and a storyboard that is at least 36" x 48." (We actually make a whole section of a wall into a felt storyboard!) The small format pictures are created to fit smaller storyboards--in the 24" x 36" to 36" by 48" range. They are most useful in the smaller class or for use at home.

**The Case of the Savior, from Start to Finish***Genesis, The Gospels*

of BQB

**Story-telling Tips**

Ahead of time:

1. Read the Bible verses and story. Pray!
2. Choose story action cues and/or prepare storyboard figures, if using. (Included in Visual Aids book)
3. Practice telling story with the storyboard pictures, timing your presentation. Shorten, if necessary.

During your presentation:

1. Maintain as much eye contact as possible as you tell the story.
2. Put up storyboard figures/add story action cues as you tell the story. Allow the children to help you put them on the board, if desired.
3. Include the children in your story with a few questions about what they think will happen or words/concepts that might be new to them.
4. Watch the kids for signs that their attention span has been reached. Shorten, if necessary.

**INTRODUCTION/ LISTENING ASSIGNMENTS**

**"Our story is called: The Case of the Savior, from Start to Finish. Here is your listening assignment."** Read from Detective Dan's Listening Assignment signs, but questions are summarized below:

**Detective Dan's Lesson #1 Listening Assignment:**

I need to know:

- 1. Who was the Three-in-One?**
- 2. When was His plan?**

**Detective Dan's Lesson #2 Listening Assignment:****Our Bible Verse is 2 Corinthians 13:14, ESV**

"The grace of the Lord Jesus Christ and the love of God and the fellowship of the Holy Spirit be with you all."

I need to know:

- 1. How did God the Father show His love to people?**
- 2. What wonderful gift of grace did Jesus give us? How did He make it possible for us to have the fellowship of the Holy Spirit in our hearts?**

**Detective Dan's Lesson #3 Listening Assignment:**I found six clues, but two of them are **NOT** in the story.

They are: a guitar, a hammer, a tomato, a soldier, a dove, and a man named John.

*Hold each of them up for the children to see as you identify them.*

I need to know:

- 1. Which four belong in the story and which two don't?**
- 2. What did God give John to help people repent of their sins and get ready for Jesus?**

**Read the assignment questions, THEN SAY,**

"Ok, Deep Down Detectives! Put on your best listening ears and see if you can hear the answers to Detective Dan's questions. When I finish telling the story, we will see if we can answer all the questions."

*Read the Bible Truth story, answer questions, present the gospel and lead in prayer.*

*Answers to questions; the gospel; and, ACTS prayer are included with the story text.*

**The Case of the Amazing Plan of the Three-in-One***Matthew 3:11-17; Mark 1:7-11; Luke 3:15-18, 21-23; John 1:19-34*

**Story with lines separating paragraphs** (text in **bold**, optional interaction cues in italics) Numbers correspond to storyboard pictures and placement upon the storyboard. Always feel free to use less pictures, if it's best for your kids. Simply black out the numbers next to pictures you do not plan to use. All pictures are found in the Visual Aids book. Put BG (background) pictures on storyboard ahead of time. SB pictures (listed below in story text) are added to board as you tell the story. These numbers are also found on the back of each picture.

*Tip: Stack pictures in numerical order before telling story for easy use. Use sticky-back velcro to attach pictures to storyboard felt. Use sticky-tac putty to stick a picture on top of another picture.*

---

**Long, long ago, there was a time before this world was made.**

**There were no mountains, no stars, no oceans, no plants. There were no birds, no animals, no fish, and no people. There was just the LORD, the one, true God.**

**Now that might sound very lonely, but actually it was (SB1) Perfect Wonderfulness—the most wonderful thing anyone can ever know. Why? Because while the LORD IS just one, true God, He is something else that is very, very special. He is God the Father, Son and Holy Spirit: three Persons, but just one God. Three-in-One. And the friendship—the fellowship—that He enjoyed in Himself was better than anything we can ever imagine. And that's why I call it "Perfect Wonderfulness."**

---

**The LORD did not need this world or anything in it to be happy. He was perfectly happy in Himself. But nonetheless, He wanted to make this world. He had a plan for it. A plan to create (SB2) a people for Himself. A people to share in His Perfect Wonderfulness with Him forever.**

**So way back in the beginning, God began His plan for the world and for His people. He created it all beautifully and perfectly--both the heavens and the earth (SB3,SB4). And last of all, He made (SB5) the first people who would share in that Perfect Wonderfulness with Him.**

---

**Do you know the names of those first people who God created?**

*What are their names?*

**They were named Adam and Eve.**

---

**How wonderful life was for Adam and Eve! God placed them in a beautiful garden with everything they needed. Best of all, He gave them Himself. (SB6) He gave them a spirit--a special heart. And through this spirit, Adam and Eve knew and loved God. They enjoyed His Perfect Wonderfulness. They obeyed Him and trusted Him. They loved their beautiful home. Yes, life was very wonderful with nothing wrong in it at all!**

**But then (SB7) God's enemy came. He tricked Adam and Eve into disobeying God. They thought they would be happier doing things their own way; but, oh, they were not! They lost their beautiful home and the perfect love they had for each other. Now, their bodies would get sick and one day would die. (SB8) Now, they and all their children after them would live in world broken with sin. Worst of all, they lost the bit of God's Perfect Wonderfulness they had in their hearts... and they deserved to stay separated from God forever. Oh, what a very, very sad day!**

---

**But God is so kind. He knew what people would do even before He even created them. And back then, before the beginning, He had already woven their RESCUE into His plans for the world. And what an amazing rescue it would be! Can you guess who He would send?**

*Can you guess?*

**He planned to send (SB9) Jesus, the Son of God. Yes, Jesus would choose to leave heaven and the full, close fellowship of Perfect Wonderfulness with God, His Father and the Holy Spirit. Down, down, down to earth He would go. He would make the way to save God's people. He would rescue them, so they could share in God's Perfect Wonderfulness once more.**

*Story with lines separating paragraphs (text in bold, optional interaction cues in italics)*

---

**So, at just the right time, (SB10) Jesus was born a baby in Bethlehem. He was still the Son of God, but now He was a human, too.**

---

**Life on earth was not like the Perfect Wonderfulness Jesus fully enjoyed in heaven. Can you imagine what it would be like to leave behind all that Perfect Wonderfulness and live in this broken world? Oh, how God must love us, that He would choose to do this to save us!**

---

**Every day, Jesus prayed to His Father and was helped by the Holy Spirit. But He looked forward to the day when He would once more enjoy that full, Perfect Wonderfulness with God, His Father and the Holy Spirit in heaven. And Jesus knew that because of what He was doing for God's people on earth, that they would get to be in heaven with Him, knowing and enjoying God fully. That was worth it all!**

---

**So for thirty, long years, (SB11) Jesus lived here on earth. He grew up, up, up until He was a man. He slept and he played. He did His chores and learned a job. And all the while, Jesus never, ever did anything wrong. He was preparing to be our perfect Savior.**

---

**Then one day, Jesus was done playing. He stopped doing His chores and put down His tools. He left His home in Galilee and He (SB12, SB13) headed to the River Jordan, far away in the wilderness.**

---

**Why did Jesus leave His home and go to the River Jordan? Was He hot and wanted to cool off? Did He want to go fishing? Was He going on vacation?**

---

*Why do you think Jesus went to the River Jordan?*

---

**No, Jesus wasn't going there for any of those reasons. Jesus was going down to the River Jordan because it was time to complete God's amazing rescue plan. And, it would start out there, at the River Jordan, with His funny-looking, funny-living cousin who lived there.**

---

*Do you know his name?*

---

**It was (SB14) a man named John.**

---

**Yes, John certainly looked funny! He never cut his hair or his beard. And he wore camel's hair for clothes!**

---

**John certainly lived funny, too...out there in the desert-y wilderness, eating nothing but (SB15) wild honey and hoppy, bumpy, crunchy locusts for food. Yum! Yum!**

---

**But John looked this way and lived this way for a very good reason: God had told him, too. God was preparing John for a special job. God would use him to get the people ready for Jesus.**

---

**John started preaching the message God gave him: (SB16) "It's time! The LORD is sending His Savior! Repent! Stop disobeying God and turn back to Him! Be baptized! Show that you want to live for God! Make sure you are ready for the Savior when He comes!" John told all who came out to the River Jordan to listen to him.**

---

**(SB17) All kinds of people came. Strong, army soldiers. Bad, cheating men like tax collectors. Other people came to listen, too. What do you think happened as they listened to this funny-looking, funny-living man?**

---

*What do you think happened?*

---



*Story with lines separating paragraphs (text in bold, optional interaction cues in italics)*

**(SB18) God used John's words to work in the hearts of many and help them repent of their sins. (SB19) Down into the water they waded with John and were baptized. They wanted to be ready for the Savior!**

**At last came the day everyone was waiting for--the day when Jesus left his home and (SB20) went down to the Jordan River.**

**"(SB21)He's here! The Savior I told you about," John exclaimed to the crowd down at the river that day. "He's come to take away God's punishment for your sins!"**

**"I've come for you to baptize Me," Jesus told John.**

**"Why should I baptize you, Jesus? You don't need to be baptized. You never disobey God," John told Jesus.**

**"Yes, but this is something I must do to be the Savior." Jesus replied. At last, John agreed.**

**(SB22) Into the water John and Jesus waded. John lowered Jesus down under the water, then brought Him back up again.**

**Then (SB23) Jesus prayed to God, His Father. And as He prayed, something amazing happened. (SB24) The heavens opened up and Someone came down. Can you guess who?**

**The Holy Spirit came down like a dove and rested upon Jesus. Then from heaven, God the Father spoke: (SB25) "This is my dear Son whom I love so much! I am so very pleased with Him," He said. Together, God the Father, Son and Holy Spirit--the great God who was Three-in-One-- would carry out God's amazing plan to save His people!**

**Now it was time for Jesus' work to begin. Now He would begin to tell people how they could be saved. Soon He would suffer and die for their sins. It would be so very hard to complete God's good plan, but Jesus was willing to do it. From start to finish He would be the Savior! He would make the way for us to share in the Perfect Wonderfulness of God once more.**

**Over the next, three years, everything worked out just exactly as it was supposed to. (SB26) Jesus taught the people about God, His Father. He did amazing things, showing them that He was the Son of God, come to save them. And He promised to one day send the Holy Spirit to live in their hearts as their Helper.**

**Then came the saddest and hardest and most amazing part of God's plan: (SB27) the day when Jesus chose to suffer and die on the cross as the full payment for the sins of God's people. Yes, for all who would every turn from their sins and trust in Him as their Savior, Jesus took their punishment that day so that they could be FORGIVEN once and for all!**

**Then, on the third day, Jesus rose from the dead, showing He had really beaten sin and death for them.**

**Jesus' work was done. It was time to go back home-- (SB28) back up to heaven to enjoy all of the Perfect Wonderfulness of fellowship with God, the Father and Holy Spirit again. What a wonderful day that was!**

**And what special helper did Jesus remember to send to God's people?**

*Can you remember who it is?*

**(SB29) Jesus sent the Holy Spirit to live in the hearts of God's people. Now, they could share in a little bit of the Perfect Wonderful of fellowship with God, right here on earth! But this was only a beautiful, tiny taste of the life they would have with God forever in heaven. (SB30) There, at last, they will get to enjoy all of the Perfect Wonderfulness of God that they possibly can! Oh, how wonderful!**

**Cracking the Case:** (story wrap-up for Listening Assignments)

It's time to see how we did with our Listening Assignment.

**Detective Dan's Lesson 1 Listening Assignment:**

**1. Who was the Three-in-One?** The LORD, the one, true God, is the Three-in-One. He is one God, but three persons—God the Father, Son and Holy Spirit.

**2. When was His plan?** It was a plan to love a people for Himself and save them through Jesus.

**For You and Me:**

We can be some of those people who God loves and saves when we turn away from our sins and trust in Jesus as our Savior. Ask God to help you! He loves to do this!

**Detective Dan's Lesson 2 Listening Assignment:  
Our Bible Verse is 2 Corinthians 13:14**

"The grace of the Lord Jesus Christ and the love of God and the fellowship of the Holy Spirit be with you all."

**I need to find out:****1. How did God the Father show His love to people?**

God the Father showed His love by always planning to save them through His Son, Jesus.

**2. What wonderful gift of grace did Jesus give us?**

**How did He make it possible for us to have the fellowship of the Holy Spirit in our hearts?** Jesus gave us the gift of paying for our sins by He suffering and dying on the cross. When we turn from our sins and trust in Jesus as our Savior, God will forgive our sins and give us a new heart. The Holy Spirit comes to live in this brand-new heart. Without Jesus, no one would ever get to know God, have the Holy Spirit in their hearts, or go to live with God in heaven.

**For You and Me:**

Jesus can be our Savior, too, when we turn away from our sins and trust in Him as our Savior. Then, the Holy Spirit will come and live in our hearts and we will get to enjoy a little of the Perfect Wonderfulness of God now. And one day, when we go to live with God, we will get to enjoy as much of God's Perfect Wonderfulness that we can possibly know.

**Detective Dan's Lesson 3 Listening Assignment:**

Our six clues were: a guitar, a hammer, a tomato, a soldier, a dove, and a man named John.

**1. Which four belong in our story?**

The hammer, soldier, dove and John belong. The guitar and the tomato do not.

**2. What did God give John to help people repent of their sins and get ready for Jesus?**

God used the message He gave John.

**For You and Me:**

God still uses His messages to help us, today. His messages are written down in His Word, the Bible. He loves to work in our hearts as we hear His Word. He can help us to repent of our sins and trust in Jesus as our Savior. Ask Him to help you! He loves to answer this prayer!

**The Gospel** (story wrap-up if NOT using Listening Assignments)**Our Bible Truth is:****How Can I Know What God Is Like?****He's Not Like Anyone Else!****He is God the Father, Son and Holy Spirit:  
One God, but Three Persons!**

What an amazing plan the LORD, the great Three-in-One, had to save us! How wonderful that Jesus would come to earth to be our Savior! And He will most certainly be our Savior, when we turn away from our sins and trust in Him to save us. And if we do, God will not only forgive us and make us His special, dearly-loved people, but He will send the Holy Spirit to live in our hearts. He will help us enjoy a little of the Perfect Wonderfulness of fellowship with God. He will help us know God and live for Him. But the Holy Spirit inside our hearts is only a little of what it will be like when God's people go to live with God. There, they will know all of His Perfect Wonderfulness that they can possibly know. Ask God to help you trust in Jesus as your Savior and become one of His people! He loves to answer this prayer!

*Close in prayer.*

**Closing ACTS Prayer**


- A** We praise You, God, that You are the great and awesome God. There is no god like you. You are God the Father, God the Son and God the Holy Spirit: three Persons, but just one God!
  
- C** God, there is nothing as wonderful as knowing You and living for You, but too many times we choose to turn away from You. We choose to not trust You. We choose to do things our own way, instead of Your good way. We need a Savior!
  
- T** Thank You, God, for sending Jesus to forgive our sins. Thank You that because of Him, we can enjoy knowing You.
  
- S** God, work in our hearts. Help us to turn away from our sins and trust in Jesus as our Savior. Help us to know Your wonderful love. Give us what we need to live for You, through Jesus. Send the Holy Spirit to live in our hearts and change us.

In Jesus' name we pray, Amen.

***Go to Lesson Plan, p.9 for the script to the rest of the lesson.***



Can Anybody Tell me What the  
LORD Is Like?



ANSWER:

He's Not Like Anyone Else!

VISUAL  
AID

#1

take out



of BQB

# The Big Question

*Hold up the Big Question sign for all the children to see, and say:*

The Big Question we are investigating today is  
Big Question Number 4:

**Can Anybody Tell Me What the LORD Is Like?**

and the Answer is:  
**He's Not Like Anyone Else!**

## Meaning:

There are many gods that people worship, but none is like the LORD. He is the one, true God. He's not like anyone else! He's always been alive--and He will never die. He's completely good and loving. He's all-powerful and all-wise. And that's just the beginning of what the LORD is like. He is so great! There will always be more of Him to know.

Let's sing our Big Question Song: "

## Big Q & A 4 Song

*DDD ESV Songs 4, track 12*

*(adapted version of "Have You Ever Seen a Lassie")*

Can anybody tell me,  
Tell me, tell me,  
Can anybody tell me,  
What the LORD is like?  
He's not like anyone else,  
Anyone else, anyone else,  
He's not like anyone else,  
That's what the LORD is like.



# BIG QUESTION 4: Eight truths about the LORD

1.

2.

3.

4.

5.

6.

7.

8.

Visual Aid #2 of BQB

135

DDD 4 Unit All Bible Truths--Front

## **This Unit's Bible Truths**

"He's not like anyone else" is a good beginning, but there's so more to learn. So it's time for us to dig down even deeper for more answers to our Big Question about God. We're going to be learning EIGHT Bible truths that all tell us more about what the God is like.

Who would like to hand me the picture with our eight Bible truths on it? It's in the Big Question Box/Briefcase."

*Choose a child to get it and hand it to you, then hold it up and show them the pictures of the eight truths they will be learning.*

*After everyone has had a good look say...*

"Ok, we've learned two truths about the what the LORD is like. They are: "He is a Glorious Spirit" and, "He Is the One, True God" (point to pictures as you identify each Bible Truth). Now let's look at our Bible Truth Clue sign and see if we can figure out which of these four truths we will be learning about today. Who would like to get it out of the Big Question Briefcase for me?"

*Choose a child to open the briefcase, take out the Bible Truth Clue sign and hand it to you.*

CAN YOU GUESS BIBLE TRUTH 3?

Can Anybody Tell Me What  
the LORD Is Like?

He's Not Like Anyone Else...

He Is God the Father,  
Son and Holy Spirit:


??? Persons,  
But Just ??? God!"

HINT: Count "Father, Son,  
and Holy Spirit: how many  
persons is that?

And: How many true  
Gods are there?

ANSWER:

He Is God the Father, Son and Holy Spirit:  
**THREE** Persons, But Just ONE God!



# Revealing the Bible Truth We Are Learning

*Hold up the front side for the children to see. Cover up the answer, written along the bottom, and say:*

**"Can Anybody Tell Me What the LORD Is Like?**

**He's Not Like Anyone Else!**

**He Is the God the Father, Son and Holy Spirit:**

**??? Persons, But Just ??? God!"**

We're missing two words. Here are the hints for the missing words. It says: "Count "Father, Son, and Holy Spirit: how many persons is that? And: How many true Gods are there?

Can you guess? The answers are: "THREE" persons and "ONE" true God.

So the Bible Truth we are learning today is:

*(uncover answer from bottom of sign, show it to them and say:)*

**"Can Anybody Tell Me What the LORD Is Like?**

**He's Not Like Anyone Else!**

**He Is the God the Father, Son and Holy Spirit:**

**Three Persons, but just one God!"**

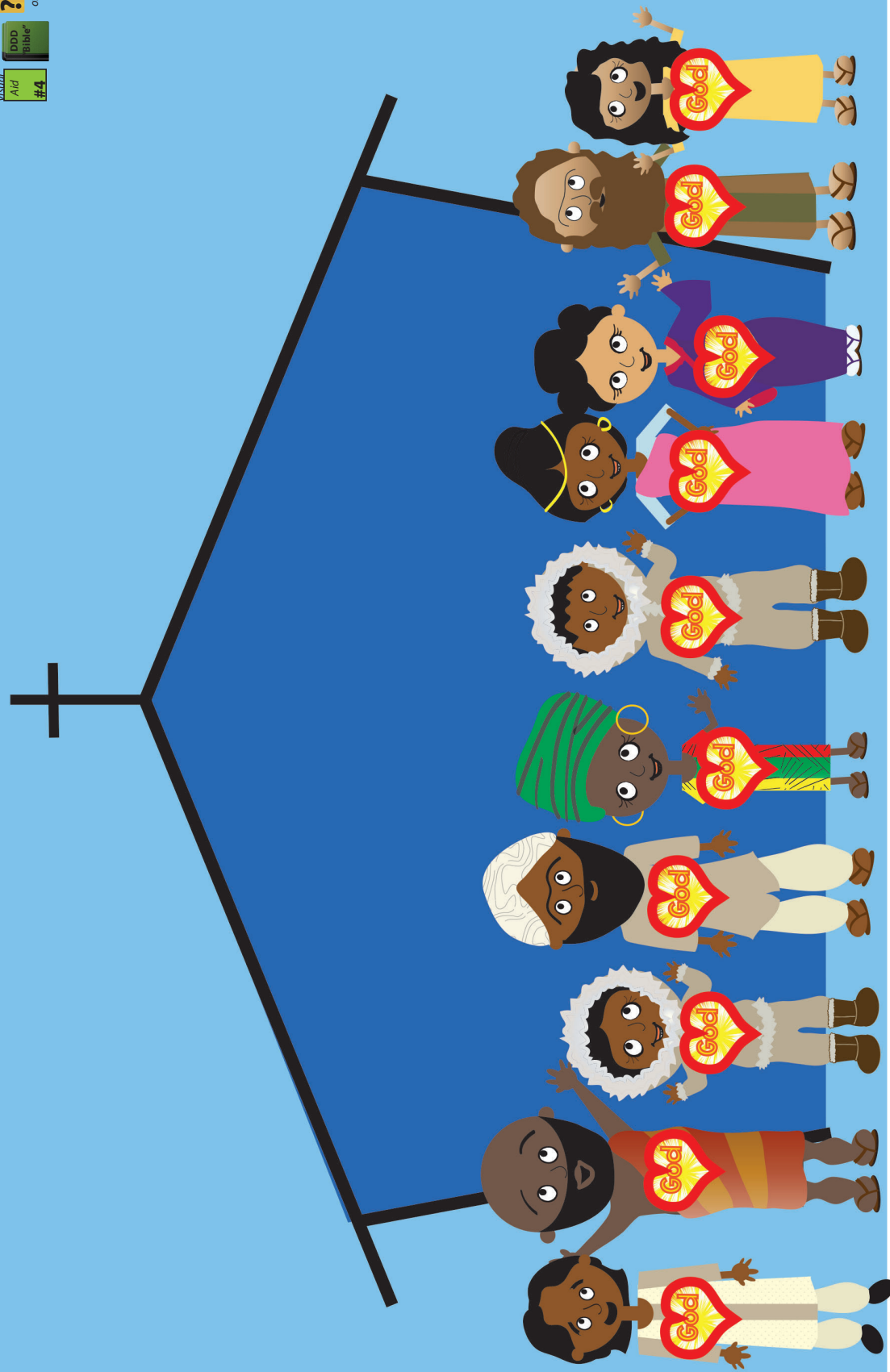
And here is what this Bible Truth means:

*(read the meaning off of the back of the sign, say:)*

God is just one God, but He is three Persons—Father, Son and Holy Spirit. God has always enjoyed perfect love and happiness within Himself. He has never needed anyone else to be happy.

The Father, Son and Holy Spirit work together to do wonderful and mighty things. God the Father has plans for the world. Jesus is God's Son. He does what the Father plans. He came to earth to save God's people. The Holy Spirit is God, too. He also does what the Father plans. He works in God's people's hearts so they can know God and live for Him. One God, but three Persons! Who has ever heard of that? God is not like anyone else, is He!





“The grace of the Lord Jesus Christ and the love of God  
and the fellowship of the Holy Spirit be with you all.”  
2 Corinthians 13:14, ESV



## Bible Truth 3 Bible Verse

*Remove the Bible Verse Picture from the "Bible" folder and hold it up for all the children to see, then say:*

2 Corinthians 13:14, ESV tells us:

### **2 Corinthians 13:14, ESV**

"The grace of the Lord Jesus Christ and the love of God and the fellowship of the Holy Spirit be with you all."

#### **What does that mean?**

What wonderful gifts God the Father, Son and Holy Spirit give to God's people! Jesus gives them the free, undeserved gift of salvation through faith in Him. God, the Father loves His people so much that He gave Jesus to die for them. And, He continues to love them every day of their lives. The Holy Spirit lives inside them, giving them closeness with God (fellowship). He helps them to know, love and obey God better.

"Now it's time to do a bit more deep down investigating. Let's see what Detective Dan wants us to help him figure out. Would someone like to get it out for me?"

"We've said our Bible verse, now let's sing it!"

"We've said our Bible verse, now let's sing it!"

## May the Grace:

### **2 Corinthians 13:14**

*DDD ESV Songs 4, track 26*

May the grace of the Lord Jesus Christ,  
And the love of God,  
And the fellowship of the Holy Spirit,  
Be with you all.

May the grace of Lord (Jesus Christ),  
And the love of God (God the Father)  
And the fellowship of the Holy Spirit,  
Be with you all.

Second Corinthians Thirteen, fourteen.

"Now it's time to do a bit more deep down investigating. Let's see what Detective Dan wants us to help him figure out. Would someone like to get it out for me?"

take out



of BQB

Place in



Visual



# Detective Dan's Listening Assignment #1



# Detective Dan's

## Listening Assignment #1



Hi, Deep Down Detectives!

I'm working on a brand-new case called:

**"The Case of the Amazing Plan of the Three-in-One."**

I need to find out:

**1. Who was the Three-in-One?**

**AND**

**2. When was His plan?**

**Can you help me? Listen carefully to the story and you might just hear the answers!**

**Thanks!**

**Detective Dan**

**Then say,** "Ok, Deep Down Detectives! Put on your best listening ears and see if you can hear the answers to Detective Dan's questions. When I finish telling the story, we will see if we can answer all of his questions."

*Read the Bible Truth story, putting up the storyboard pictures as you tell it.*

*At the end of the story, repeat the questions and lead the children in answering them. Present the gospel and close in prayer.*

*\*Answers to assignment questions, the gospel and ACTS prayer are also included at the end of the story text.\**

Answers:


**1. Who was the Three-in-One?** The LORD, the one, true God, is the Three-in-One. He is one God, but three persons—God the Father, Son and Holy Spirit.

**2. When was His plan?** It was a plan to love a people for Himself and save them through Jesus.

**For You and Me**

We can be some of those people who God loves and saves when we turn away from our sins and trust in Jesus as our Savior. Ask God to help you! He loves to do this!





# Detective Dan's Listening Assignment #2



# Detective Dan's

## Listening Assignment #2



Hi, Deep Down Detectives!

I'm still working on the case called:

**"The Case of the Amazing Plan of the Three-in-One."**

**Our Bible Verse is 2 Corinthians 13:14, ESV**

**"The grace of the Lord Jesus Christ and the love of God and the fellowship of the Holy Spirit be with you all."**

**I need to find out:**

**1. How did God the Father show His love to people?**

**AND**

**2. What wonderful gift of grace did Jesus give us? How did He make it possible for us to have the fellowship of the Holy Spirit in our hearts?**

**Can you help me? Listen carefully to the story and you might just hear the answers!**

**Thanks for your help!**

**Detective Dan**

**Then say,** "Ok, Deep Down Detectives! Put on your best listening ears and see if you can hear the answers to Detective Dan's questions. When I finish telling the story, we will see if we can answer all of his questions."

*Read the Bible Truth story, putting up the storyboard pictures as you tell it. At the end of the story, repeat the questions and lead the children in answering them. Present the gospel and close in prayer.*

*\*Answers to assignment questions, the gospel and ACTS prayer are also included at the end of the story text.\**

**Answers:**

**Our Bible Verse is 2 Corinthians 13:14, ESV**

**"The grace of the Lord Jesus Christ and the love of God and the fellowship of the Holy Spirit be with you all."**

**I need to find out:**

**1. How did God the Father show His love to people?**

God the Father showed His love by always planning to save them through His Son, Jesus.

**2. What wonderful gift of grace did Jesus give us? How did He make it possible for us to have the fellowship of the Holy Spirit in our hearts?**

Jesus gave us the gift of paying for our sins by He suffering and dying on the cross. When we turn from our sins and trust in Jesus as our Savior, God will forgive our sins and give us a new heart. The Holy Spirit comes to live in this brand-new heart. Without Jesus, no one would ever get to know God, have the Holy Spirit in their hearts, or go to live God in heaven.

**For You and Me:**

Jesus can be our Savior, too, when we turn away from our sins and trust in Him as our Savior. Then, the Holy Spirit will come and live in our hearts and we will get to enjoy a little of the Perfect Wonderfulness of God now. And one day, when we go to live with God, we will get to enjoy as much of God's Perfect Wonderfulness that we can possibly know.



take out




of BQB

Place in



Visual Aid



# Detective Dan's Listening Assignment #3



# Detective Dan's

## Listening Assignment #3



Hi, Deep Down Detectives!

I'm still working on the case called:

**"The Case of the Amazing Plan of the Three-in-One."**

I found SIX clues, but TWO of them are NOT in the story. They are: a guitar, a hammer, a tomato, a soldier, a dove, and a man named John.

*Hold up each of the six pictures for the children to see as you identify them. Better yet, put them up on your flannelgraph board, off to one side.*

**I need to know:**

1. Which FOUR pictures belong in the story and which TWO do NOT?
2. What did God give John to help people repent of their sins and get ready for Jesus?

Can you help me? Listen carefully to the story and you might just hear the answers!

Thanks!

Detective Dan

***Then say,*** "Ok, Deep Down Detectives! Put on your best listening ears and see if you can hear the answers to Detective Dan's questions. When I finish telling the story, we will see if we can answer all of his questions."

*Read the Bible Truth story, putting up the storyboard pictures as you tell it. At the end of the story, repeat the questions and lead the children in answering them. Present the gospel and close in prayer.*

*\*Answers to assignment questions, the gospel and ACTS prayer are also included at the end of the story text.\**

Answers:

**1. Which four belong in our story?**

The hammer, soldier, dove and John belong. The guitar and the tomato do not.

**2. What did God give John to help people repent of their sins and get ready for Jesus?** God used the message He gave John.

**For You and Me:**

God still uses His messages to help us, today. His messages are written down in His Word, the Bible. He loves to work in our hearts as we hear His Word. He can help us to repent of our sins and trust in Jesus as our Savior. Ask Him to help you! He loves to answer this prayer!

A Hammer



A Guitar






DDD 4.3 Lesson 3 Listening Assignment Clue Picture1 for kids




DDD 4.3 Lesson 3 Listening Assignment Clue Picture 2 for kids

A Soldier



A Tomato








DDD 4.3 Lesson 3 Listening Assignment Clue Picture 4 for kids




DDD 4.3 Lesson 3 Listening Assignment Clue Picture3 for kids

A Man Named John



A Dove





DDD 4.13 Lesson 3 Listening Assignment Clue Picture 5 for



DDD 4.3 Lesson 3 Listening Assignment Clue Picture 6 for kids

---

## Big Question 4, Bible Truth 3 Storyboard Background Pictures Key (BG)

---

Put these pictures in place on your storyboard BEFORE you tell your story.

**BG1 The LORD**



## Big Question 4, Bible Truth 3 Storyboard Pictures Key (SB)

Store these pictures in numerical order in your DDD Bible Folder.

Add these to your story as you tell it. Numbers correspond to placement order.

**SB1**  
**Perfect Wonderfulness**



**SB2** A People for  
the LORD



**SB3** Heavens



**SB4** Earth



**SB5** The First People



**SB6** Knew and Loved God



**SB7** Sin Comes When  
God's Enemy Tempts



**SB8** World Broken with Sin



**SB9** God's Plan to  
Send a Savior



**SB10** Birth of Jesus



**SB11** Jesus Grows Up



**SB12** Jesus Going Down  
to Jordan River



**SB13** Jordan River



**SB14** John



**SB15** John's Food



**SB16** John's Message



**SB17** People Listening  
to John



**SB18** God Working in Hearts



**SB19** John Baptizing People



**SB20** Jesus at the Jordan River



**SB21** The Savior Is Here!



**SB22** John Baptizing Jesus



**SB23** Jesus Praying



**SB24** The Holy Spirit  
Like a Dove



**SB25** God the Father Speaks



**SB26** Jesus Teaches and  
Does Amazing Things



**SB27** Jesus Suffers, Dies  
and Rises



**SB28** Jesus in Heaven




**SB29** The Holy Spirit in  
God's People



**SB30** God's People in Heaven



**SB31** Enjoying Perfect  
Wonderfulness in Heaven





Note: Use sticky tac putty rather than velcro on back of pictures placed on top of other pictures.



NOTE:

Some of the larger images are assembled from two or more pages. You can make these easier to fold by leaving a small gap in the lamination between the pieces. This allows you to fold the image along the gap.




leave slight gap here  
to create a “hinge” for  
easy folding





SB10 Birth of Jesus  
DDD 4.3 Story







SB3 Heavens  
DDD 4.3 Story


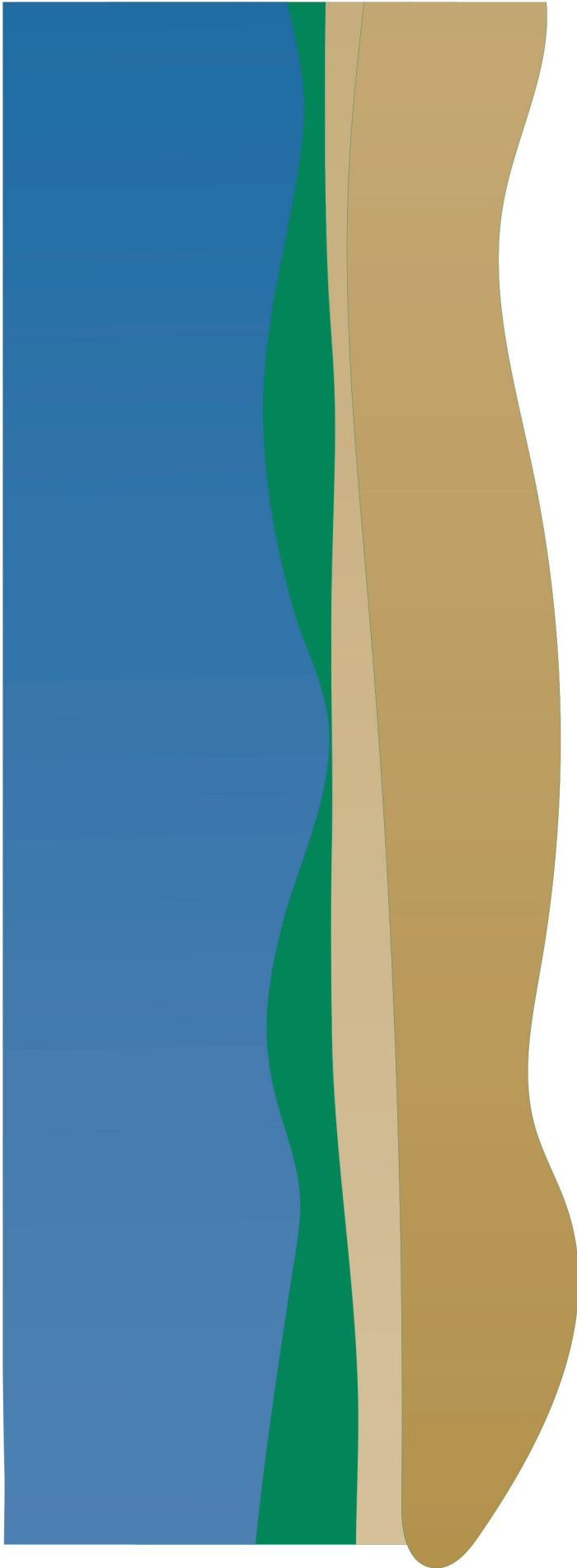


SB31 Enjoying Perfect  
Wonderfulness in Heaven

SB13 Jordan River pt 1 of 3  
DDD 4.3 Story  
Glue Pieces Together and Laminate

BG 1 The LORD  
DDD 4.3 Story  
Place on storyboard BEFORE telling  
story


SB2 A People for  
the LORD  
DDD 4.3 Story



SB13 Jordan River pt 2 of 3  
DDD 4.3 Story  
Glue Pieces Together and Lamine

SB13 Jordan River pt 3 of 3  
DDD 4.3 Story  
Glue Pieces Together and Lamine





SB1 Perfect Wonderfulness  
DDD 4.3 Story


SB4 Earth  
DDD 4.3 Story

SB5 The First People  
DDD 4.3 Story

SB6 Know and Love God  
DDD 4.3 Story



Savior



SB7 Sin Comes When  
God's Enemy Tempts  
DDD 4.3 Story

SB22 John Baptizing Jesus  
DDD 4.3 Story

SB9 God's Plan to  
Send a Savior  
DDD 4.3 Story




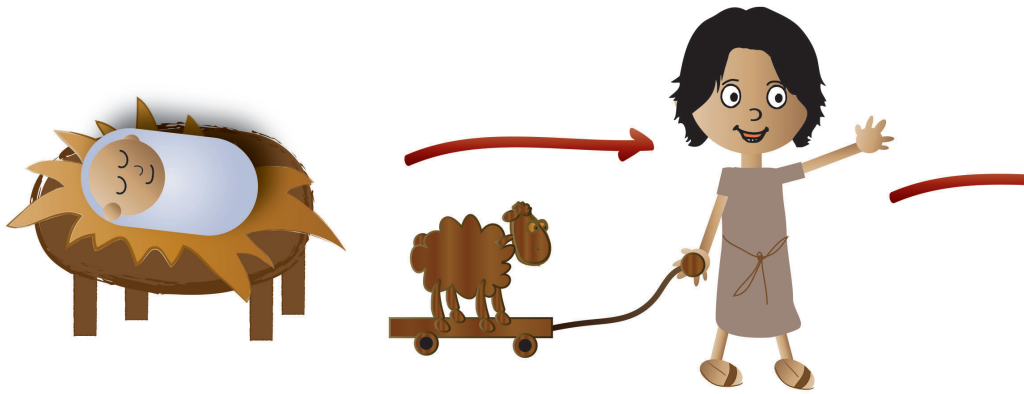



SB8 World Broken with Sin  
DDD 4.3 Story

SB21 The Savior Is Here!  
DDD 4.3 Story

SB15 John's Food  
DDD 4.3 Story

SB19 John Baptizing People  
DDD 4.3 Story



SB11 Jesus Grows Up Pt 1 of 2  
DDD 4.3 Story  
Glue Together and Laminate



SB11 Jesus Grows Up Pt 2 of 2  
DDD 4.3 Story  
Glue Together and Laminate

SB14 John  
DDD 4.3 Story

SB12 Jesus Going Down  
to Jordan River DDD 4.3 Story

SB16 John's Message  
DDD 4.3 Story

SB20 Jesus at the Jordan River  
DDD 4.3 Story



SB18 God Working in Hearts  
DDD 4.3 Story

SB24 The Holy Spirit  
Like a Dove  
DDD 4.3 Story

SB23 Jesus Praying  
DDD 4.3 Story

SB17 People Listening  
to John  
DDD 4.3 Story





"This Is My Dear Son"



SB25 God the Father Speaks  
DDD 4.3 Story

SB28 Jesus in Heaven  
DDD 4.3 Story

SB26 Jesus Teaches and  
Does Amazing Things  
DDD 4.3 Story



SB27 Jesus Suffers, Dies  
and Rises  
DDD 4.3 Story

SB30 God's People in Heaven  
DDD 4.3 Story





SB29 The Holy Spirit in  
God's People  
DDD 4.3 Story

# **DEEP DOWN DETECTIVES**



**Visual Aids**

**Unit 4,**

**Bible Truth 4**

## About the Deep Down Detectives Visual Aids

### How Are They Used?



The Deep Down Detectives Visual Aids book is a companion resource to be used alongside the Deep Down Detectives Core Curriculum book for each unit. These colorful pictures are used in presenting the key concepts; telling the Bible stories; and, in playing the Bible Story Review games.

### What Do They Include?



**There are five, different resources included in this book:**

**1. Key Concept Visual Aids**-- colorful signs of the Big Question and Answer, the Bible Truth, the Bible verse, and the Listening Assignments to use with the 3 lessons for each Bible Truth.

**2. The Storyboard Picture Key**--a who's who of the pictures in thumbnail size. Some pictures are labeled "BG." These are your background pictures that you put on the storyboard before telling the story. The rest of the pictures are labeled "SB." These are pictures you put up on the storyboard as you tell the story.


**3. Storyboard Suggested Picture Placement** page--where to place the pictures on your storyboard.

**4. The pictures, themselves.** Notice that each picture is identified and numbered on the back for easy reference. The numbers correspond to the numbers in the Picture Placement Key and in the actually story script (found in the Core Curriculum book.)

**5. Directions** for making the Deep Down Detectives "Bible" Folder and the **back/front images** to paste in place when making it. (Larger back/front images are found online with the curriculum.)

**Directions** for how to make a homemade flannelgraph storyboard and sturdy storyboard pictures are found in **Appendix E in the Core Curriculum book.**

### Ready, Set, Rip It Out!



This book is meant to be ripped up and made into your visual aids. The key concept signs can be cut out and laminated or slipped into sheet protectors. Cut out around the storyboard images and ideally, laminate these. Some of the biggest pictures actually need to be stuck together, before laminating.

### Store It!



Deep Down Detectives is a curriculum that can be used over and over. Store your visual aids and storyboard pictures after using them and they will serve you for many years. We store ours in manilla envelopes and then put them (along with all the rest of the curriculum) in magazine files, labeled by Bible Truth. If you have multiple classes using the curriculum, store each set of resources in separate manilla envelopes. This will make prep much simpler, second time around.

### Replacement Storyboard Pictures



You can always purchase this book again or simply go online and print out any pictures that go missing.

### Two Sizes of Storyboard Pictures



There are two sizes of storyboard pictures to choose from: the standard, large format pictures; or, the smaller format pictures. The larger pictures are best for a big classroom and a storyboard that is at least 36" x 48." (We actually make a whole section of a wall into a felt storyboard!) The small format pictures are created to fit smaller storyboards--in the 24" x 36" to 36" by 48" range. They are most useful in the smaller class or for use at home.

**The Case of the God Who Would Never Leave***Genesis 27-28***Story-telling Tips**

Ahead of time:

1. Read the Bible verses and story. Pray!
2. Choose story action cues and/or prepare storyboard figures, if using. (Included in Visual Aids book)
3. Practice telling story with the storyboard pictures, timing your presentation. Shorten, if necessary.

During your presentation:

1. Maintain as much eye contact as possible as you tell the story.
2. Put up storyboard figures/add story action cues as you tell the story. Allow the children to help you put them on the board, if desired.
3. Include the children in your story with a few questions about what they think will happen or words/concepts that might be new to them.

**INTRODUCTION/ LISTENING ASSIGNMENTS****"Our story is called: The Case of the God Who Would Never Leave. Here is your listening assignment."***Read from Detective Dan's Listening Assignment signs, but questions are summarized below:***Detective Dan's Lesson #1 Listening Assignment:**

I need to find out:

- 1. Who ran away from home? Why?**
- 2. Who was the God who didn't leave him? Why was it so amazing that He didn't leave him?**

**Detective Dan's Lesson #2 Listening Assignment:****Our Bible Verse is Psalm 139:1-3,7-10:**

"O LORD, you have searched me and known me! You know when I sit down and when I rise up; you discern my thoughts from afar...and are acquainted with all my ways... Where shall I go from your Spirit? Or where shall I flee from your presence? If I ascend to heaven, you are there! If I make my bed in Sheol, you are there! If I take the wings of the morning and dwell in the uttermost parts of the sea, even there your hand shall lead me, and your right hand shall hold me."

I need to find out:

- 1. Who went far away from his home?**
- 2. How did the LORD show him that He was still with him, guiding him and helping him?**

**Detective Dan's Lesson #3 Listening Assignment:**

I found six clues, but only 4 of them are in the story.

They are: a brother named Esau, a ladder, a pair of glasses, an angel, a snake, and a rock. *Hold each of them up for the children to see as you identify them.*

I need to figure out:

- 1. Which four belong in our story?**
- 2. Who praised the LORD for taking care of him, everywhere he went?**

**Read the assignment questions, THEN SAY,**

"Ok, Deep Down Detectives! Put on your best listening ears and see if you can hear the answers to Detective Dan's questions. When I finish telling the story, we will see if we can answer all the questions."

*Read the Bible Truth story, answer questions, present the gospel and lead in prayer.*

*Answers to questions; the gospel; and, ACTS prayer are included with the story text.*

**The Case of the God Who Would Never Leave** *Genesis 27-28*

**Story with lines separating paragraphs** (text in bold, optional interaction cues in italics) Numbers correspond to storyboard pictures and placement upon the storyboard. Always feel free to use less pictures, if it's best for your kids. Simply black out the numbers next to pictures you do not plan to use. All pictures are found in the Visual Aids book. Put BG (background) pictures on storyboard ahead of time. SB pictures (listed below in story text) are added to board as you tell the story. These numbers are also found on the back of each picture.

*Tip: Stack pictures in numerical before telling story for easy use. Use sticky-back velcro to attach pictures to storyboard felt. Use sticky-tac putty to stick a picture on top of another picture.*

Jacob (SB1) was about to be in big trouble! He was up to his tricky tricks again and what big tricky tricks they were! Jacob had (SB2) tricked his big brother, Esau, out of the special, firstborn gift he was supposed to get from their father. And now, Jacob wanted to trick their father into giving him the special, firstborn-blessing Esau was supposed to get from him, too. But time was running out. Jacob needed to think fast, if he was to get Esau's blessing.

Jacob and Esau's father, (SB3) Isaac, was a very old man who lay in bed. Before he died, he would give each of his sons a special blessing.

Isaac called for (SB4) Esau first. Esau was the oldest son in the family. Isaac would give him the best blessing—the special, firstborn blessing. That's what fathers did back then. "Esau, come here. I want to give you my special, firstborn blessing," Isaac told him. "But first, go hunting and bring me back some meat and make it into my favorite stew," Isaac said.

Esau happily obeyed. He (SB5) picked up his bow and arrows and set off into the fields. He hoped God would help him find good food for his father quickly. How he was looking forward to getting that special, firstborn blessing!

Rebekah, their mother, hurried to Jacob with the news. She and Jacob (SB6) wanted Jacob to have that best blessing, not Esau. It would take tricky tricks to get it. Could Rebekah and Jacob trick Isaac into giving Jacob the firstborn blessing instead?

This wasn't going to be easy. You see, Esau and Jacob might have been brothers (they were even twins!), but they were very, very different, as their father, Isaac, knew.

(SB7) Esau loved to work and hunt outdoors. He smelled of the fresh air and the fields. But Jacob loved to stay near the family tent and help his mother, Rebekah cook and do other chores. He smelled more like smoke from the fire and food. Esau had very hairy arms and legs, but Jacob had silky smooth skin. Jacob and Esau's voices were very different, too.

So, yes, indeed, it was going to take a particularly good tricky trick to fool Isaac into thinking Jacob was really Esau.

Before long, Jacob (SB8) had come up with just the trick...and it all depended on his father's bad eyes.

*What do you think Jacob did?*

Here's what Jacob did: (SB9) First, he dressed up in Esau's best clothes. Now he would smell like Esau. Then, he put goat's fur on his neck and hands. Now he would feel hairy, like Esau. Would this be enough to fool their father? Jacob hoped so.



*Story with lines separating paragraphs (text in bold, optional interaction cues in italics)*

---

**While Esau was still hunting far from the tents, Jacob put his tricky trick into action. (SB10) He filled up a bowl with his mother's yummy goat stew and went to his father pretending to be his brother: (SB11) "Here I am father. It's your son, Esau," Jacob lied.**

Jacob thought this was odd. "Hmmm...Esau has come back from hunting very quickly! Too quickly. And this voice. It doesn't sound like Esau. It sounds like Jacob! Could this be Jacob up to another of his tricky tricks?" Isaac wondered.

**"Are you really my son, Esau?" Isaac asked the son standing before him.**

**"Yes, Father, it is I. The LORD helped me get some meat quickly. Eat your delicious stew and bless me. "Please bless me!" Jacob lied again.**

**Something still didn't seem right to Isaac. Since his old eyes didn't work very well, Isaac decided to use his nose and hands to make sure this son standing before him was really Esau.**

*What do you think Isaac used his hands and his nose to do?*

---

**(SB12) Isaac stretched out his arm and placed it on his son. He felt lots of hair. Yes, this felt like Esau all right!**

**Then Isaac leaned over to kiss his son and smell his son's clothes. They smelled like the outdoors. Yes, this smelled like Esau smelled all right. Now Isaac was sure. Yes, this really was Esau! So he stretched out his arm, put his hand on his son's head and gave him the special, firstborn blessing.**

**Ha! Jacob's tricky trick had worked! His father had given him the best blessing! How pleased Jacob was as he hurried away from his tent!**

---

**Yes, Jacob was very happy...but there was someone else who soon wouldn't be happy at all. Someone who came back from hunting and went into his father with his favorite stew, only to find out that his brother had been there before him with his tricky trick. Can you guess who it was?**

*Can you guess?*

---

**(SB13) It was Esau..the REAL Esau! And he was furious! Jacob had tricked him out of his father's firstborn gift to him and now he had tricked him out of his father's special, firstborn blessing to him, too! BOTH of his father's best gifts that should have been his were both GONE!**

**So, now it was Esau's turn for a tricky trick. As soon as old, father Isaac died, Esau (SB14) would get rid of Jacob and take back those best gifts for himself! That would take care of him once and for all!**

*Uh, oh! What should Jacob do?*

---

**There was only one thing Jacob could do: run away. But to where? Rebekah had an idea: "(SB15) Run away to the far away country where my family lives. They will take care of you and you can find a wife there," she told Jacob. So that's just what Jacob did. With the blessing of his father and mother, he packed up his little bundle of things and set off at once.**

---

**The trip to Rebekah's family was long and hard. They lived faraway. Jacob would have to (SB16) walk many days through the lonely, dry wilderness to get there. Each day, the hot sun would beat down on him. He would have to find his own water and food. He could easily get lost.**

*Story with lines separating paragraphs (text in bold, optional interaction cues in italics)*

---

The (SB17) nights could be as hard as the days, out in that deep, deep darkness, all alone. The desert-y wilderness could be windy and cold at night. The ground was bumpy and hard. Jacob had only a rock for a pillow and his coat for a blanket. Ooh...ouch... brrrr...Cover up, Jacob!

The desert-y wilderness was home to lots of (SB18) creepy crawly bugs. Spiders and scorpions and other little wiggling, biting creatures could wriggle their way inside his clothes as he lay on the ground. Wriggle... wriggle...nip...nip...snap...snap...Watch out, Jacob!

There were (SB19) lions and bears and other creatures around. They had hungry tummies and sharp teeth. They prowled around in the dark, looking for food to eat. Roar....growl...chomp, chomp.... Hide, Jacob!

Why, there might even be (SB20) bad guys who would sneak up on him and take his bundle of things. Whoo, whoo...ha, ha! Beware, Jacob!

---

Jacob had never been away from home like this before, so very all alone, in the middle of nowhere. Who would be with him, as he traveled so far from home? Could anyone help him?

*Can you think of anyone?*

Yes, there was who someone could. The LORD could help Jacob! He is the God who is everywhere, all the time. He had been there when Jacob tricked his father and took his brother's special firstborn blessing. He had been there when Esau wanted to kill him and he had to run away. And He was right there, in the middle of that nowhere in the deep darkness where Jacob camped that night.

---

Now, Jacob's tricky tricks were very bad things and he deserved nothing but the LORD's punishment for them. After all, the LORD is good. He hates wrong-doing... and Jacob had most certainly done wrong!

But the LORD is also so very kind and merciful to sinners, even sinners like Jacob. And many times, the LORD takes very bad things and does very good things, things that we could never, ever deserve. And so it was that the LORD chose to be very kind and merciful to Jacob. The LORD chose to use the bad things that Jacob did to do some very good things. Things that would one day bring good to all people, everywhere... even to people like you and me.

So right there, in the middle of nowhere, in that deep darkness, on that cold ground, with that hard, rock pillow. Right there, with those bugs wriggling, those wild animals prowling, (and maybe even bad guys lurking), the LORD helped (SB21) Jacob fall asleep. And as he slept, the LORD gave Jacob a special dream about the good things He would do through Jacob and his family.

---

In his dream, Jacob saw (SB22) a VERY tall ladder. It was so tall that it stretched from the ground all the way up to (SB23) heaven.

And who did Jacob see climbing up and down that amazing ladder? Lots and lots of God's angels! Amazing! But even more amazing than all those angels on the ladder was who he saw at the very top of the ladder in heaven.

*Who do you think Jacob saw?*

It was (SB24) the LORD, Himself!

*Story with lines separating paragraphs (text in bold, optional interaction cues in italics)*

The LORD spoke to Jacob and said, “I am the LORD, the God of your father, Isaac, and your grandfather, Abraham. I made big promises to them and now I’m making them to you. (SB25) The land you are sleeping on I will give to you and all your family after you. Your family is going to grow and grow and grow until it’s so big, you can’t even count everyone. And one day, I will bless the whole world through your family when the Savior, Jesus, is born into your family. He will be the greatest blessing of all,” the LORD said.

“Jacob, you may be far away from your family, all alone, in the dark, but I am with you. I will take care of you wherever you go. I will bring you back to this land one day. I will do everything I’ve promised you,” the LORD told him.

Jacob woke up from the dream. He was excited and a little scared. “Surely the LORD is in this place, and I did not know it. How awesome it is! This is none other than the house of God, and this is the gate of heaven,” he exclaimed.

Jacob never wanted to forget what had happened that night. So the next morning, he took the stone that had been his pillow and (SB26) he stood it up on end like a tower. Then he poured oil on the stone as a sign that God had done something special.

He named the place, “Bethel,” which means “House of God.” Then Jacob made a big promise to the LORD:

“If You will be with me and will keep me as I go far away from home; if You will give me food to eat and clothes to wear, so that I come home one day to my father’s house safely, and with no one mad at me, then You shall be my God. And this stone, which I have set up as a tower, shall be a special place where people come to worship You and meet with You. And I will give You worship gifts from everything You give me,” Jacob promised. The LORD was pleased with Jacob’s promise and accepted it.

Then (SB27) Jacob picked up his bundle and went on his way. Day after day, he traveled on through the desert-y wilderness--under the hot sun, looking for food and water, and trusting that he wasn’t lost. Night after night, he lay down in the deep darkness, on the cold ground, with the creepy, crawlies wriggling, the growling, animals prowling, and maybe even the bad guys lurking near by. Jacob went farther and farther away from home and everything he had known, but now everything was better. Now he knew who was with him.

*Who was with him?*

The LORD, the God who was everywhere, all the time. HE was always with Jacob. He would make sure Jacob had everything he needed. He would keep all of his promises to him.

And so He did! The LORD helped Jacob get all the way to his mother’s family in the faraway country. He (SB28) blessed Jacob with a big family and many good things. He worked inside Jacob, too. He changed Jacob into a man who loved Him and trusted in Him. And many years later, the LORD led (SB29) Jacob safely back home to his family... where everyone was happy to see him—even his brother, Esau!

Jacob praised God for taking care of him. He truly was the God who is everywhere, all the time.

God also kept His promise to bless all peoples through Jacob’s family. At just the right time, (SB30) Jesus, God’s Son, was born--Jacob’s great, great, etc. grandson. He was called Emmanuel, God with us. He came to give us the greatest blessing of all: forgiveness of our sins, when we turn from our sins and trust in Him as our Savior. If we do, the LORD will be OUR God who is with US, everywhere, all the time, bringing good to us. No matter where we go or what we do, He will be right there with us: loving us, taking care of us, and working inside of our hearts, helping us to love Him and trust in Him. How kind the LORD has been to us through Jacob and his family!

**Cracking the Case:** (story wrap-up for Listening Assignments)

It's time to see how we did with our Listening Assignment.

**Detective Dan's Lesson 1 Listening Assignment:**

**1. Who ran away from home? Why?** Jacob ran away from home because he cheated his brother out of their father's special blessing.

**2. Who was the God who didn't leave him? Why was it so amazing that He didn't leave him?** The LORD was the God who didn't leave Jacob. It was amazing that the LORD didn't leave Jacob because the LORD hates wrong-doing (sin) and Jacob had done a very bad thing by tricking his father to get the special, firstborn blessing

**For You and Me:**

Isn't the LORD amazing! He is good and He hates wrong-doing (sin); but, He is so merciful, too. The LORD stayed with Jacob and promised to bless him. He changed Jacob into a man who loved Him and lived for Him. The LORD even used Jacob to bless us, too. How? By sending Jesus through Jacob's family to be the Savior for our sins. When we turn away from our sins and trust in Jesus, the LORD will forgive our sins, too. He will make us His special people who He will bless every day of our lives. And one day, He will take us to live with Him forever. That will be the greatest blessing of all!

**Detective Dan's Lesson 2 Listening Assignment:**  
**Our Bible Verse is Psalm 139:1-3,7-10:**

"O LORD, you have searched me and known me! You know when I sit down and when I rise up; you discern my thoughts from afar...and are acquainted with all my ways... Where shall I go from your Spirit? Or where shall I flee from your presence? If I ascend to heaven, you are there! If I make my bed in Sheol, you are there! If I take the wings of the morning and dwell in the uttermost parts of the sea, even there your hand shall lead me, and your right hand shall hold me."

**1. Who went far away from his home?** Jacob did.

**2. How did the LORD show him that He was still with him, guiding him and helping him?** The LORD helped Jacob find the way to the country where his mother used to live. He took care of Jacob while he lived there and then He brought Jacob back home. He worked inside of Jacob, changing him into a man who loved and trusted in Him. He helped Esau forgive Jacob and He blessed Jacob with all of the good things He promised him. Best of all, He kept His promise came to

save us from our sins. He can be our Savior when we turn away from our sins and trust in Him as our Savior. Then we will be the LORD's special people who have Him to care for everywhere we go, every day of our lives now. And one day, will live with Him forever in heaven.

**For You and Me:**

The LORD knew Jacob's thoughts. He was familiar with all of his ways. He knew Jacob was a sinner and did not deserve His loving-kindness. But the LORD treated Jacob better than he deserved. The LORD loved Jacob and helped him. He took care of his needs and changed his life into one that wanted to love and obey Him. Like Jacob, we are sinners, too. The LORD offers His loving-kindness to us, too. He wants us to turn away from our sins and trust in Jesus as our Savior. He can be the God who is taking care of us as His special people, everywhere, all the time, too. Ask Him to help you!

**Detective Dan's Lesson 3 Listening Assignment:**

Our six clues were: a brother named Esau, a ladder, a pair of glasses, an angel, a snake, and a rock.

**1. Which four belong in our story?**

The brother named Esau, the ladder, the angel, and the rock belong.

**2. Who praised the LORD for taking care of him, everywhere he went?** Jacob did.

**For You and Me:**

The LORD was not just with Jacob, long ago when this story took place. He is still the God who is everywhere, all the time. He is with us, too. He knows everything we think and do and say. And, if we turn away from our sins and trust in Jesus as our Savior, not only will He be with us, He will make us His special people. We will get to know Him in our hearts now. And one day, we will get to go and live with Him forever. That will be best of all! Ask Him to help you do this! He loves to answer this prayer!

**The Gospel** (story wrap-up if NOT using Listening Assignments)**Our Bible Truth is:****Can Anybody Tell Me What the LORD Is Like?****He's Not Like Anyone Else...****He Is Everywhere, All the Time!**

How good the LORD was to Jacob! He took care of him everywhere he went. He kept all of the promises He made to Jacob...even the promise to bless all peoples through his family one day. How did the LORD bless all people through Jacob's family? By sending Jesus to save us through Jacob's family. At just the right time, Jesus came to die on the cross and be the perfect payment for our sins. On the third day, He rose from the dead, showing He had beaten sin and death for us. Now all who turn away from their sins and trust in Jesus as their Savior can be saved! They become God's special people. He will be with them, helping them and caring for all of their needs, everywhere they go. And, He will prepare them for the great day when they will go to live with Him forever.

*Close in prayer.*

**Closing ACTS Prayer**

- A** We praise You, God, that You are the great and awesome God. There is no God like you. You are everywhere, all the time. You see everything there is to see. You are always with us.
- C** God, You are always with us. Nothing is hidden from You. We know You see us disobey You every single time. We need a Savior! Please forgive us through Jesus!
- T** Thank You, God, for always being with us wherever we are. Thank You that even when we feel very alone, You are there. We can always turn to You and ask You for help.
- S** Help us to turn away from our sins and trust in Jesus as our Savior. Help us to live to please You as You watch us. Help us to depend on You to take care of us.

In Jesus' name we pray, Amen.

***Go to Lesson Plan, p.9 for the script to the rest of the lesson.***






**BIG QUESTION 4**



**Can Anybody Tell Me What the  
LORD Is Like?**



**ANSWER:**

**He's Not Like Anyone Else!**

**VISUAL  
AID**

**#1**

take out



of BQB

## The Big Question

*Hold up the Big Question sign for all the children to see, and say:*

The Big Question we are investigating today is  
Big Question Number 4:

**Can Anybody Tell Me What the LORD Is Like?**

and the Answer is:  
**He's Not Like Anyone Else!**

### Meaning:

There are many gods that people worship, but none is like the LORD. He is the one, true God. He's not like anyone else! He's always been alive--and He will never die. He's completely good and loving. He's all-powerful and all-wise. And that's just the beginning of what the LORD is like. He is so great! There will always be more of Him to know.

Let's sing our Big Question Song:"



## Big Q & A 4 Song

*DDD ESV Songs 4, track 12*

*(adapted version of "Have You Ever Seen a Lassie")*

Can anybody tell me,  
Tell me, tell me,  
Can anybody tell me,  
What the LORD is like?  
He's not like anyone else,  
Anyone else, anyone else,  
He's not like anyone else,  
That's what the LORD is like.

# BIG QUESTION 4: Eight truths about the LORD



8.



Visual  
Aid

#2

My  
Question  
Book

of BQB

## **This Unit's Bible Truths**

"He's not like anyone else" is a good beginning, but there's so more to learn. So it's time for us to dig down even deeper for more answers to our Big Question about God. We're going to be learning EIGHT Bible truths that all tell us more about what the God is like.

Who would like to hand me the picture with our eight Bible truths on it? It's in the Big Question Box/Briefcase."

*Choose a child to get it and hand it to you, then hold it up and show them the pictures of the eight truths they will be learning.*

*After everyone has had a good look say...*

"Ok, we've learned three truths about the gospel. They are: "He is a Glorious Spirit", "He Is the One, True God", and, "He is God the Father, Son and Holy Spirit: One God, but Three Persons." (point to pictures as you identify each Bible Truth). Now let's look at our Bible Truth Clue sign and see if we can figure out which of these four truths we will be learning about today. Who would like to get it out of the Big Question Briefcase for me?"

*Choose a child to open the briefcase, take out the Bible Truth Clue sign and hand it to you.*



CAN YOU GUESS BIBLE TRUTH 4?

Can Anybody Tell Me What  
the LORD Is Like?  
He's Not Like Anyone Else...


He Is ???,

All the Time!

HINT: "It's a word that  
means all places?  
It rhymes with "teddy bear."

ANSWER:

**He Is EVERYWHERE, All the Time!**



VISUAL

AID

#1



take out

of BQB

# Revealing the Bible Truth

## We Are Learning

*Hold up the front side for the children to see. Cover up the answer, written along the bottom, and say:*

**"Can Anybody Tell Me What the LORD Is Like?  
He's Not Like Anyone Else!  
He Is ????, All the Time!"**

We're missing one word. Here's the hint to what the missing word is. It says: "It's a word that means all places? It rhymes with "teddy bear."

Can you guess? It's "Everywhere."

So the Bible Truth we are learning today is:

*(uncover answer from bottom of sign, show it to them and say:)*

**"Can Anybody Tell Me What the LORD Is Like?  
He's Not Like Anyone Else!  
He Is EVERYWHERE, All the Time!"**

And here is what this Bible Truth means:

*(read the meaning off of the back of the sign, say:)*

How many places can you be at once? Can you be here with us and out on the playground at the same time? Can you hear what your parents are saying in the kitchen and what the king in a faraway country is saying at the same time? No, you can't and neither can I!

But God is very different from us. He is everywhere, all the time. He is with you and me right here. He is with your friends and family in their homes and at work. He is even with all the people who live far away in other parts of the world.... and all at the same time! There is nowhere we can go, where God will not be, too. He sees everything everyone is doing, all the time. He is always there to comfort us, to help us and to save us when we trust Jesus as our Savior.



"O LORD, you have searched me and known me! You know when I sit down and when I rise up; you discern my thoughts from afar...and are acquainted with all my ways... Where shall I go from your Spirit? Or where shall I flee from your presence? If I ascend to heaven, you are there! If I make my bed in Sheol, you are there! If I take the wings of the morning and dwell in the uttermost parts of the sea, even there your hand shall lead me, and your right hand shall hold me."

**Psalms 139:1-3, 7-10, ESV**

# Bible Truth 4 Bible Verse

*Remove the Bible Verse Picture from the "Bible" folder and hold it up for all the children to see, then say:*

Psalms 139:1-3, 7-10 tells us:

## **Psalms 139:1-3, 7-10, ESV**

"O LORD, you have searched me and known me! You know when I sit down and when I rise up; you discern my thoughts from afar...and are acquainted with all my ways... Where shall I go from your Spirit? Or where shall I flee from your presence? If I ascend to heaven, you are there! If I make my bed in Sheol, you are there! If I take the wings of the morning and dwell in the uttermost parts of the sea, even there your hand shall lead me, and your right hand shall hold me."

**Learn a Little:** "O LORD... You are acquainted with all my ways."

## **What does that mean?**

These verses tell us that God is everywhere, all the time. There is no where we can flee from God's Spirit. Everywhere we are, He is, too. God knows us inside and out. He hears all of our prayers. He will help and protect those who trust in Him, no matter where they are. He will always be guiding them according to His perfect plans.

*"We've said our Bible verse, now let's sing it!"*

## **Where Shall I Go?**

### **Psalms 139:7-10**

*DDD ESV Songs 4, track 27*

Where shall I go from your Spirit? (No where!)  
Where shall I flee from your presence? (No where!)  
If I ascend to heaven, you are there!  
If I make my bed in Sheol, you are there!  
If I take the wings of the morn,  
Dwell in the utmost parts of the sea,  
Even there your hand shall lead me,  
Your right hand shall hold me.  
Where shall I go from your Spirit? (No where!)  
Where shall I flee from your presence? (No where!)  
Psalms One-thirty-nine, seven through ten.

"Now it's time to do a bit more deep down investigating. Let's see what Detective Dan wants us to help him figure out. Would someone like to get it out for me?"



take out



of BQB

Place in



Visual



# Detective Dan's Listening Assignment #1



# Detective Dan's

## Listening Assignment #1



Hi, Deep Down Detectives!

I'm working on a brand-new case called:

"The Case of the God Who Would Not Leave."

I need to find out:

1. Who ran away from home? Why?

AND

2. Who was the God who didn't leave him? Why was it so amazing that He didn't leave him?

Can you help me? Listen carefully to the story and you might just hear the answers!

Thanks!

Detective Dan

***Then say,*** "Ok, Deep Down Detectives! Put on your best listening ears and see if you can hear the answers to Detective Dan's questions. When I finish telling the story, we will see if we can answer all of his questions."

*Read the Bible Truth story, putting up the storyboard pictures as you tell it.*

*At the end of the story, repeat the questions and lead the children in answering them. Present the gospel and close in prayer.*

\*Answers to assignment questions, the gospel and ACTS prayer are also included at the end of the story text. \*

Answers:


**1. Who ran away from home? Why?** Jacob was running away from home because he cheated his brother out of their father's special blessing.

**2. Who was the God who didn't leave him? Why was it so amazing that He didn't leave him?** The LORD was the God who didn't leave Jacob. It was amazing that the LORD didn't leave Jacob because the LORD hates wrong-doing (sin) and Jacob had done a very bad thing by tricking his brother to get his father's special blessing.

**For You and Me:**

Isn't the LORD amazing! He is good and He hates wrong-doing (sin); but, He is so merciful, too. The LORD stayed with Jacob and promised to bless him. He changed Jacob into a man who loved Him and lived for Him. The LORD even used Jacob to bless us, too. How? By sending Jesus through Jacob's family to be the Savior for our sins. When we turn away from our sins and trust in Jesus, the LORD will forgive our sins, too. He will make us His special people who He will bless every day of our lives. And one day, He will take us to live with Him forever. That will be the greatest blessing of all!





# Detective Dan's Listening Assignment #2



# Detective Dan's

## Listening Assignment #2



Hi, Deep Down Detectives!

I'm still working on the case called:

"The Case of the God Who Would Not Leave."

Our Bible Verse is Psalm 139:1-3,7-10, ESV:

"O LORD, you have searched me and known me! You know when I sit down and when I rise up; you discern my thoughts from afar...and are acquainted with all my ways... Where shall I go from your Spirit? Or where shall I flee from your presence? If I ascend to heaven, you are there! If I make my bed in Sheol, you are there! If I take the wings of the morning and dwell in the uttermost parts of the sea, even there your hand shall lead me, and your right hand shall hold me."

I need to find out:

1. Who went far away from his home?

AND

2. How did the LORD show him that He was still with him, guiding him and helping him?

Can you help me? Listen carefully to the story and you might just hear the answers! Thanks for your help!

Detective Dan

***Then say,*** "Ok, Deep Down Detectives! Put on your best listening ears and see if you can hear the answers to Detective Dan's questions. When I finish telling the story, we will see if we can answer all of his questions."

*Read the Bible Truth story, putting up the storyboard pictures as you tell it. At the end of the story, repeat the questions and lead the children in answering them. Present the gospel and close in prayer.*

*\*Answers to assignment questions, the gospel and ACTS prayer are also included at the end of the story text.\**

Answers:

Our Bible Verse is: Psalm 139:1-3,7-10, ESV

"O LORD, you have searched me and known me! You know when I sit down and when I rise up; you discern my thoughts from afar...and are acquainted with all my ways... Where shall I go from your Spirit? Or where shall I flee from your presence? If I ascend to heaven, you are there! If I make my bed in Sheol, you are there! If I take the wings of the morning and dwell in the uttermost parts of the sea, even there your hand shall lead me, and your right hand shall hold me."

1. Who went far away from his home? Jacob did.

2. How did the LORD show him that He was still with him, guiding him and helping him? The LORD helped Jacob find the way to the country where his mother used to live. He took care of Jacob while he lived there and then He brought Jacob back home. He helped Esau forgive Jacob and He blessed Jacob with all of the good things He promised him. Best of all, He kept His promise to make Jacob's family the family through whom the Savior would come to us. Yes, at just the right time Jesus came to save us from our sins. He can be our Savior when we turn away from our sins and trust in Him as our Savior. Then we will be the LORD's special people who have Him to care for everywhere we go, every day of our lives now. And one day, we will live with Him forever in heaven.

**For You and Me:**

The LORD knew Jacob's thoughts. He was familiar with all of his ways. He knew Jacob was a sinner and did not deserve His loving-kindness. But the LORD treated Jacob better than he deserved. The LORD loved Jacob and helped him. He took care of his needs and changed his life into one that wanted to love and obey Him. Like Jacob, we are sinners, too. The LORD offers His loving-kindness to us, too. He wants us to turn away from our sins and trust in Jesus as our Savior. He can be the God who is taking care of us as His special people, everywhere, all the time, too. Ask Him to help you!



take out




of BQB

Place in



Visual Aid



# Detective Dan's Listening Assignment #3



# Detective Dan's

## Listening Assignment #3



Hi, Deep Down Detectives!

I'm still working on the case called:

"The Case of the God Who Would Not Leave."

I found SIX clues, but TWO of them are NOT in the story. They are: a brother named Esau, a ladder, a pair of glasses, an angel, a snake, and a rock.

*Hold up each of the six pictures for the children to see as you identify them. Better yet, put them up on your flannelgraph board, off to one side.*

**I need to know:**

1. Which FOUR pictures belong in the story and which TWO do NOT?
2. Who praised the LORD for taking care of him, everywhere he went?

Can you help me? Listen carefully to the story and you might just hear the answers!

Thanks!

Detective Dan

**Then say,** "Ok, Deep Down Detectives! Put on your best listening ears and see if you can hear the answers to Detective Dan's questions. When I finish telling the story, we will see if we can answer all of his questions."

*Read the Bible Truth story, putting up the storyboard pictures as you tell it. At the end of the story, repeat the questions and lead the children in answering them. Present the gospel and close in prayer.*

*\*Answers to assignment questions, the gospel and ACTS prayer are also included at the end of the story text.\**

Answers:

**Our six clues were: a brother named Esau, a ladder, a pair of glasses, an angel, a snake, and a rock.**

**1. Which four belong in our story?**

The brother named Esau, the ladder, the angel, and the rock belong.

**2. Who praised the LORD for taking care of him, everywhere he went?** Jacob did.

**For You and Me:**


The LORD was not just with Jacob, long ago when this story took place. He is still the God who is everywhere, all the time. He is with us, too. He knows everything we think and do and say. And, if we turn away from our sins and trust in Jesus as our Savior, not only will He be with us, He will make us His special people. We will get to know Him in our hearts now. And one day, we will get to go and live with Him forever. That will be best of all! Ask Him to help you do this! He loves to answer this prayer!




## A Ladder



## A Brother Named Esau






DDD 4.4 Lesson 3 Listening Assignment Clue Picture1 for kids



DDD 4.4 Lesson 3 Listening Assignment Clue Picture 2 for kids

An Angel



A Pair of Glasses





DDD 4.4 Lesson 3 Listening Assignment Clue Picture3 for kids




DDD 4.4 Lesson 3 Listening Assignment Clue Picture 4 for kids

A Rock



A Snake







DDD 4.4 Lesson 3 Listening Assignment Clue Picture 5 for kids



DDD 4.4 Lesson 3 Listening Assignment Clue Picture 6 for kids

## Big Question 4, Bible Truth 4 Storyboard Background Pictures Key (BG)

Put these pictures in place on your storyboard BEFORE you tell your story.

**BG1 Isaac's Tent**



**BG2 Other Tent**



**BG3 Campfire**



**BG4 Fields**



**BG5 Wilderness by Day**



**BG6 Wilderness by Night**



**BG7 Faraway Land of Rebekah's Family**



## Big Question 4, Bible Truth 4 Storyboard Pictures Key (SB)

Store these pictures in numerical order in your DDD Bible Folder.

Add these to your story as you tell it. Numbers correspond to placement order.

**SB1 Jacob's Tricky Plans**



**SB2 Jacob Takes Esau's Special Firstborn Gift**



**SB3 Old Isaac in Bed**



**SB4 Esau Comes to Isaac**




**SB5 Esau Goes Hunting**



**SB6 Jacob Doesn't Want Esau to Get Firstborn Blessing**



**SB7 Jacob and Esau Are Very Different**



**SB8 Jacob's Tricky Trick Using His Father's Bad Eyes**



**SB9 Jacob Dressing Up Like Esau**



**SB10 Getting Stew For Isaac**



**SB11 Jacob Goes to Fool Isaac**



**SB12 Isaac Checking for Esau, But Blessing Jacob**



**SB13 Angry Esau**



**SB14 Get Rid of Jacob**



**SB15 Run Away to Aram**

**SB16 Jacob in Wilderness during Day**



**SB17 Jacob in Wilderness at Night**



**SB18 Creepy Crawly Bugs**




**SB19 Lions and Bears**



**SB20 Lurking Bad Guys**



**SB21 Jacob Falls Asleep**



**SB22 Ladder with Angels**



**SB23 Heaven**



**SB24 The LORD**



**SB25 The LORD's Promise**



**SB26 The Stone Tower**



**SB27 The LORD with Jacob**



**SB28 Jacob's Large Family in Aram**




**SB29 Jacob and Family Back Home**



**SB30 Jesus, the Savior, Comes**



Note: Use sticky tac putty rather than velcro on back of pictures placed on top of other pictures.



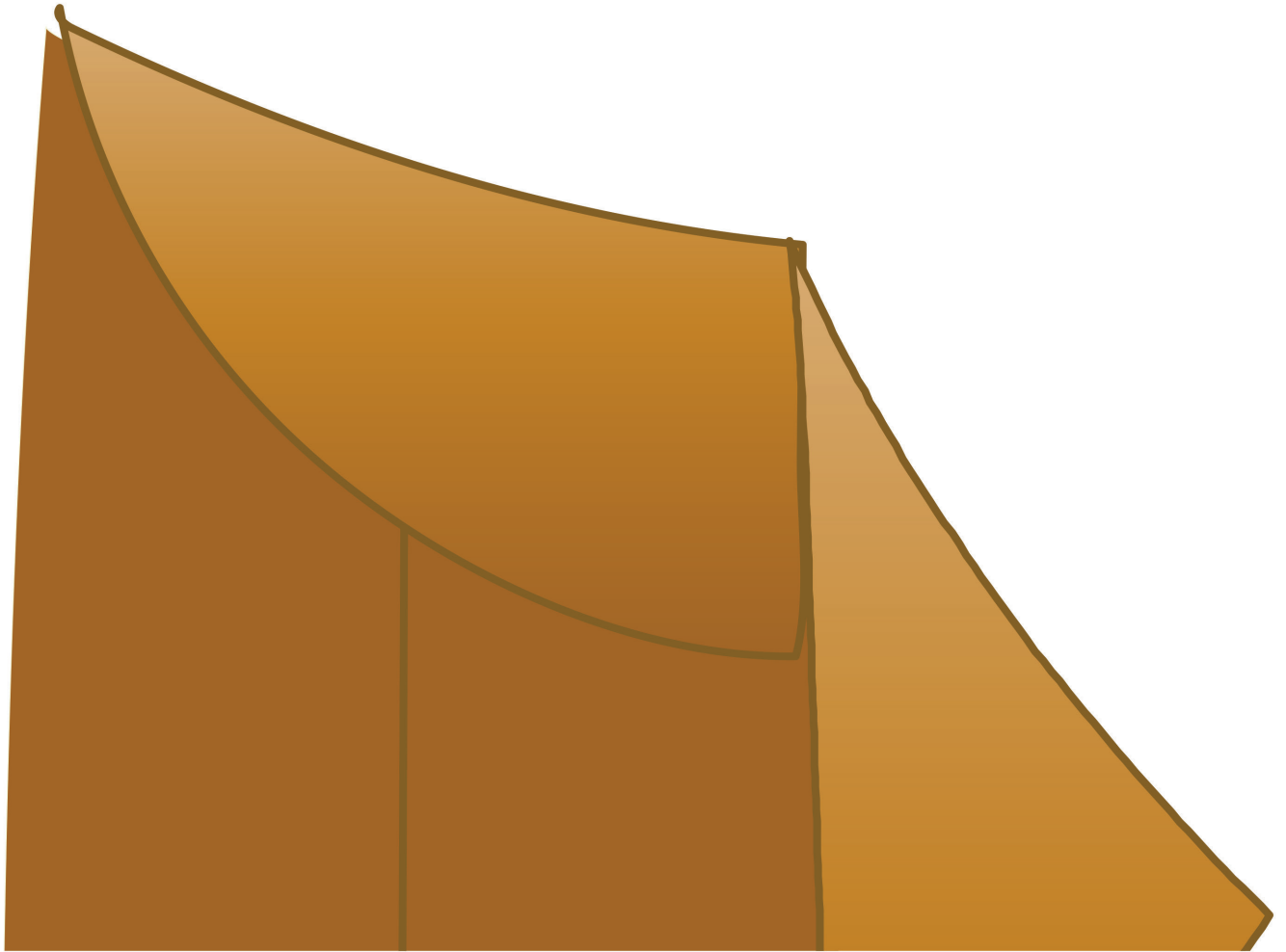
NOTE:

Some of the larger images are assembled from two or more pages. You can make these easier to fold by leaving a small gap in the lamination between the pieces. This allows you to fold the image along the gap.



leave slight gap here  
to create a “hinge” for  
easy folding



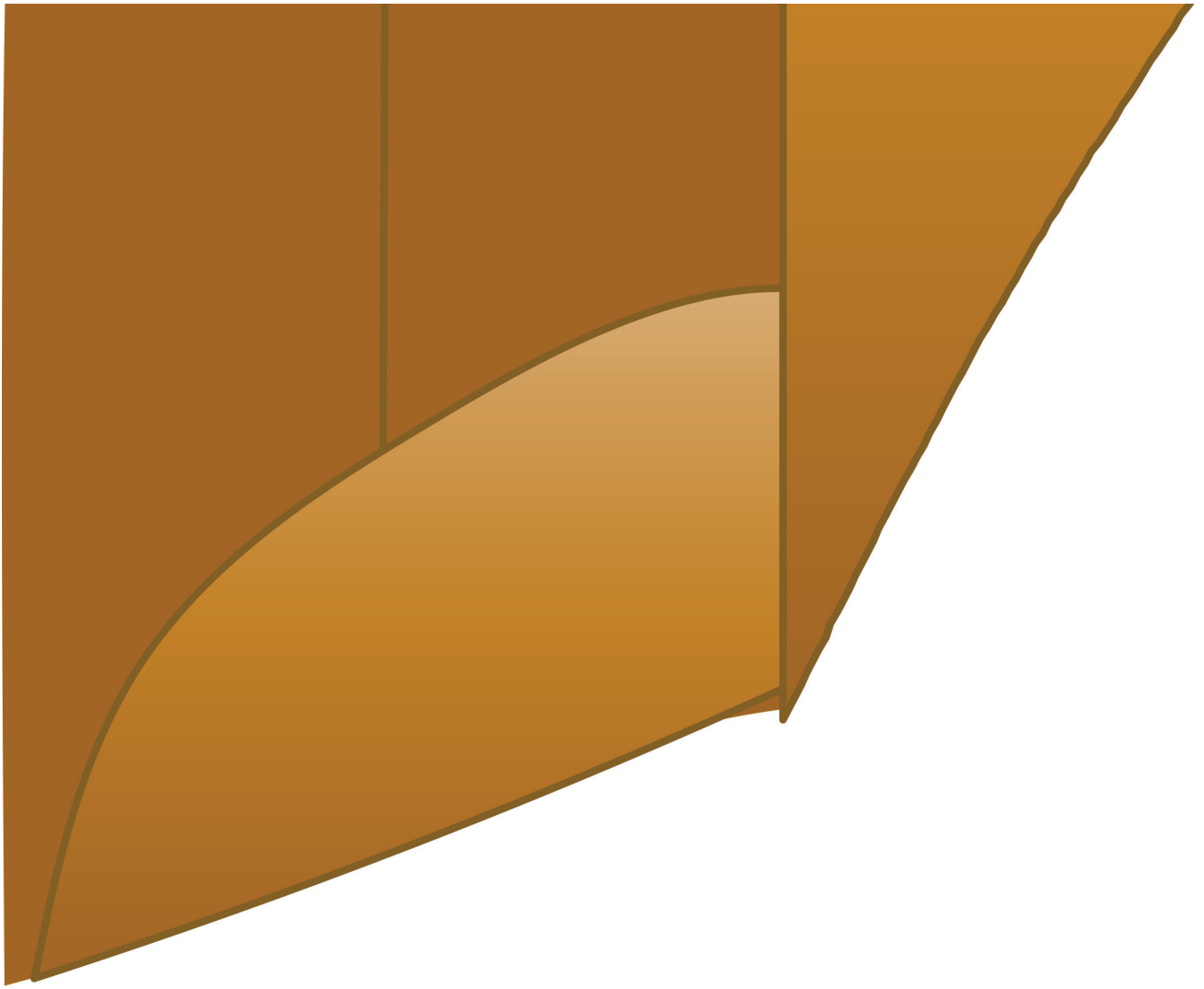


The LORD

SB24 The LORD  
DDD 4.4 Story

BG1 Isaac's Tent Pt 1 of 2  
DDD 4.4 Story  
Place on Board BEFORE telling story

SB20 Lurking Bad Guys  
DDD 4.4 Story


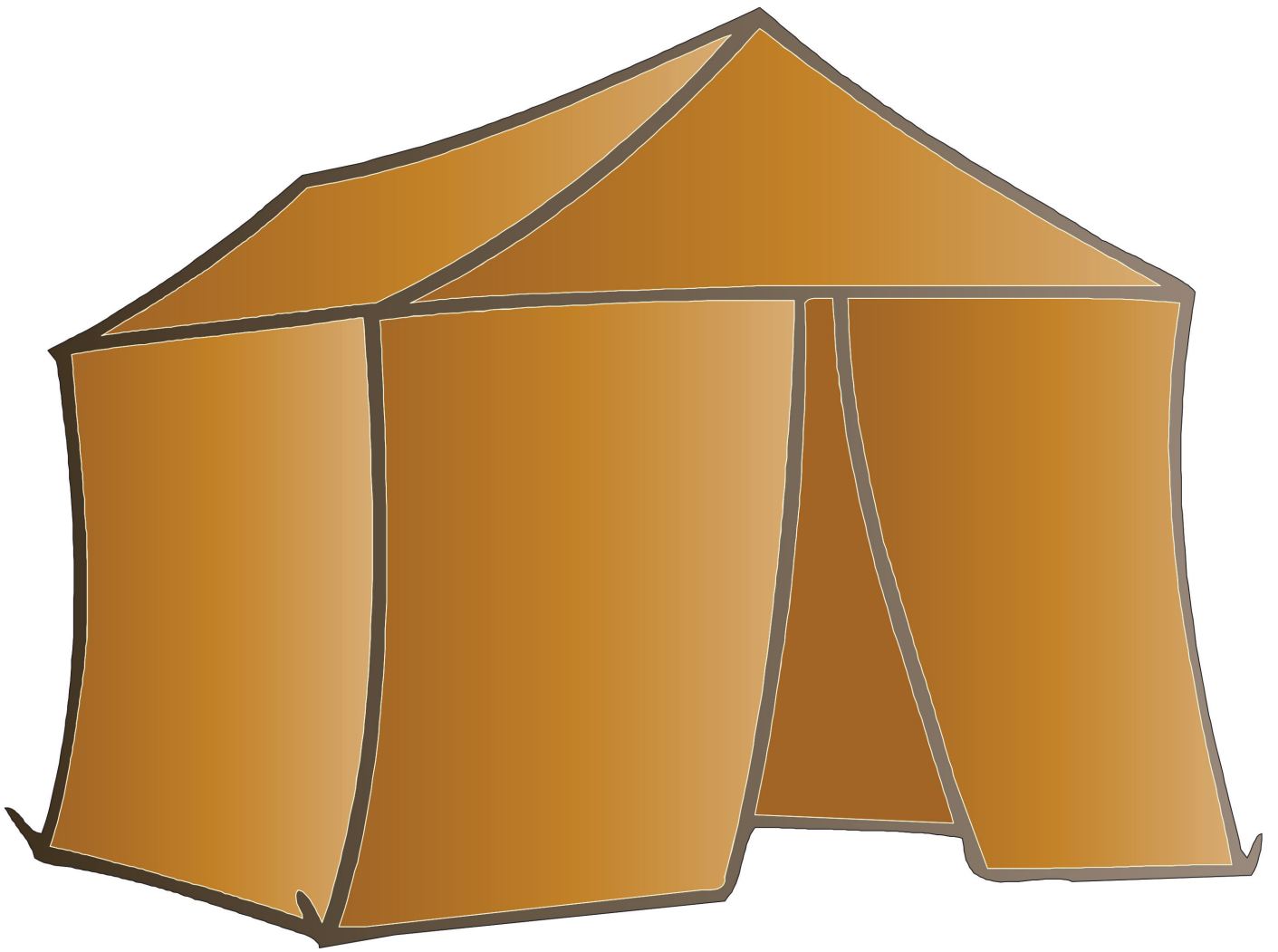


SB2 Jacob Takes Esau's  
Special Firstborn Gift  
DDD 4.4 Story

BG1 Isaac's Tent Pt 2 of 2  
DDD 4.4 Story  
Place on Board BEFORE telling story

SB10 Getting Stew For Isaac  
DDD 4.4 Story

SB1 Jacob's Tricky Plans  
DDD 4.4 Story








BG2 Other Tent  
DDD 4.4 Story  
Place on Board BEFORE telling story

SB21 Jacob Falls Asleep  
DDD 4.4 Story

SB19 Lions and Bears  
DDD 4.4 Story




SB6 Jacob Doesn't Want  
Esau to Get Firstborn  
Blessing  
DDD 4.4 Story

SB3 Old Isaac in Bed  
DDD 4.4 Story

SB4 Esau Comes to Isaac  
DDD 4.4 Story

BG3 Campfire  
DDD 4.4 Story  
Place on Board BEFORE telling story

SB26 The Stone Tower  
DDD 4.4 Story




BG4 Fields pt 1 of 2  
DDD 4.4 Story  
Place on Board BEFORE telling story

SB5 Esau Goes Hunting  
DDD 4.4 Story

BG4 Fields pt 2 of 2  
DDD 4.4 Story  
Place on Board BEFORE telling story





BG5 Wilderness by Day Pt 1 of 2  
DDD 4.4 Story  
Place on Board BEFORE telling story

BG5 Wilderness by Day Pt 2 of 2  
DDD 4.4 Story  
Place on Board BEFORE telling story

SB22 Ladder with Angels  
DDD 4.4 Story



BG6 Wilderness by Night pt 1 of 2  
DDD 4.4 Story  
Place on Board BEFORE telling story









BG6 Wilderness by Night pt 2 of 2  
DDD 4.4 Story  
Place on Board BEFORE telling story



BG7 Faraway Land of  
Rebekah's Family  
DDD 4.4 Story  
Place on Board BEFORE telling story



SB7 Jacob and Esau Are  
Very Different  
DDD 4.4 Story

SB11 Jacob Goes to Fool Isaac  
DDD 4.4 Story

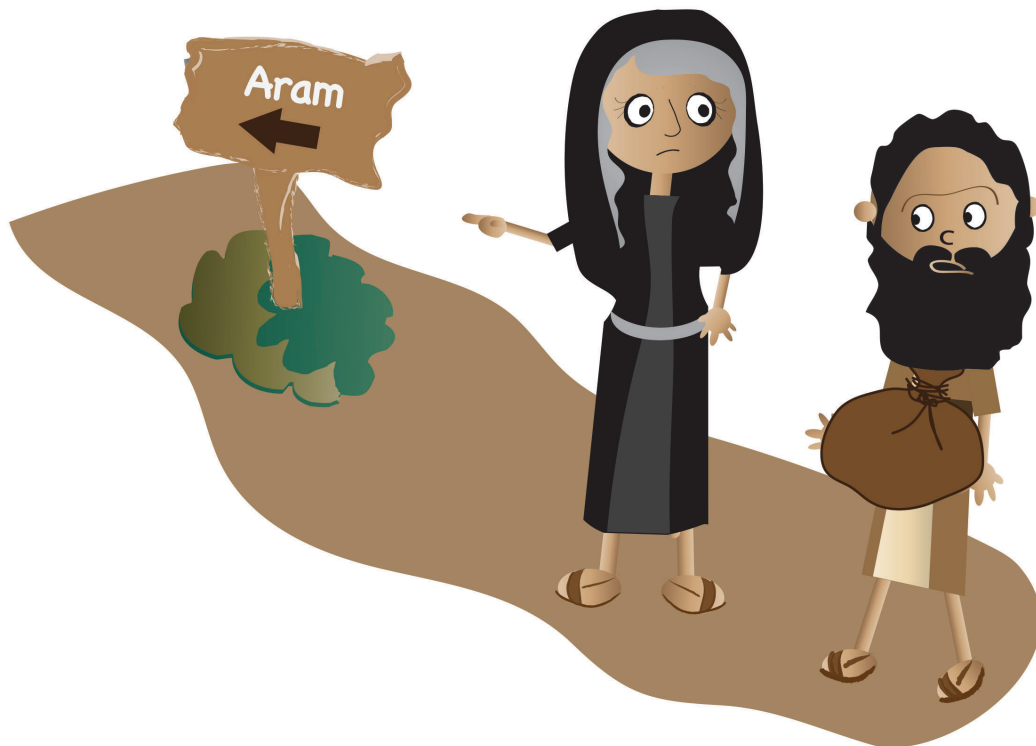

SB9 Jacob Dressing Up  
Like Esau DDD 4.4 Story

SB17 Jacob in Wilderness  
at Night DDD 4.4 Story

SB16 Jacob in Wilderness  
during Day  
DDD 4.4 Story

SB18 Creepy Crawly Bugs  
DDD 4.4 Story





SB12 Isaac Checking for  
Esau, But Blessing Jacob  
DDD 4.4 Story

SB8 Jacob's Tricky Trick  
Using His Father's Bad Eyes  
DDD 4.4 Story

SB14 Get Rid of Jacob  
Like EsauDDD 4.4 Story


SB13 Angry Esau  
DDD 4.4 Story

SB15 Run Away to Aram  
DDD 4.4 Story




SB27 The LORD with Jacob  
DDD 4.4 Story

SB25 The LORD's Promise  
DDD 4.4 Story






SB23 Heaven  
DDD 4.4 Story



SB28 Jacob's Large Family in Aram  
DDD 4.4 Story



SB29 Jacob and Family  
Back Home  
DDD 4.4 Story





SB30 Jesus, the Savior, Comes  
DDD 4.4 Story

# DEEP DOWN DETECTIVES



**Other Visual Aids**

## Big Question Box/Briefcase

### What You Want

The Big Question Briefcase is a briefcase or other container with these characteristics:

- Ideally, this should be around 17" x 12", but needs to be at least big enough to fit a 8 ½" x 11" sheets of paper inside it.
- Have various pockets to put these sheets in
- Is attractive or curious looking to preschoolers
- Not necessary, but extremely fun, if it has a combination lock

### Finding a Briefcase:

You can certainly buy one new, but you always may find a used one at a thrift shop. Or, someone may have one they want to donate. We use one that stores valuables in it and is the 17" x 12" size. Very durable and has the lock feature that the kids love.

You also can move away from the briefcase idea and use a little trunk or other box for your substitute briefcase. Just change the name to the Big Question Box, if you use a box instead. A boot box or the cardboard box that 10 reams of copy paper comes in is a great size, if you are using a box.

If you use a box, but want a lock-like feature, that's easy to do. Simply cut "straps" out of felt or vinyl and glue in place to the top and bottom sides of the box on one side, with the top strap overlapping the bottom straps. Add velcro to the top and bottom pieces so that they meet and fasten. Make back "hinges" for the box with the felt/vinyl straps, too. Or, you can simply add a belt around the box that has to be unfastened before the box can be opened.

Here are some suggestions for decorating a box or even the outside of your briefcase to make it appealing.

### Supplies

Your box/briefcase

Plain white contact paper or white cardstock

Colorful wrapping paper

Glitter glue

Markers

Sequins, fake jewels, buttons, rick rack, etc.

Other decorating supplies

Stickers

Glue

Clear packing tape

### Directions

1. If you are using a box that has wording on it, you will first need to make plain surfaces for decorating and a hinge for the lid. Stick the white contact paper or white cardstock to each side of the box. On the other hand, you can also use colorful wrapping paper. Then, make a lid by sticking the clear packing tape along one long side of the box, attaching the lid to the box.

2. Use the craft decorating supplies to decorate the box. If desired, you can put a big question mark on top of the box, but remember that you are working with two and three year olds: the question mark symbol is not very meaningful to them yet.

## Making a Flannelgraph Storyboard

for use in story-telling and in playing the story review games

While you may decide to use sticky tac and stick your storyboard pictures to a white board, it is very easy to make a flannelgraph board. The advantage to the flannelgraph board is that the pictures stick very easily and there is no messing with the sticky-tac.

### Supplies

Large Format Pictures Board: AT LEAST a 36" x 48" foamboard or corkboard (We actually use a far bigger canvas and attach it to the wall) A science project board with the two sides that fold out makes a good 36" x 48" board.

Small Format Pictures Board: AT LEAST a 24" x 36" (to 36" x 48)" board

Large piece of neutral-colored felt to cover your board with extra to overlap over to the back, if desired.

Glue gun and glue sticks

### Directions

1. Center felt on front side of board. Turn over. Secure in place with glue.

## Making Durable Storyboard Pictures

for use in story-telling and in playing the story review games

Whether you purchase the Deep Down Detectives storyboard pictures from Amazon or print them off the website (included in the Deep Down Detectives Visual Aids book), you will want to find some way to make them more durable. They are used not only as a part of telling the story, but are integral in the story review games. Here's how we make ours durable enough to be used over and over again. **See note below for other simpler options for using these pictures.**

### Supplies

Deep Down Detectives Visual Aids book (purchased or downloaded)

White cardstock or printer paper (if downloading pictures)

Sticky-back velcro, circles or cut pieces; or sticky tac putty

Laminator or Self-laminating sheets

Sturdy Sheet Protectors, preferably the "Secure Top" kind, like offered by Avery

Flannelgraph pictures for the Bible stories found at [www.praisefactory.org](http://www.praisefactory.org) with each unit's resources.

### Directions

1. Purchase from Amazon or download and print out the storyboard figures.
2. Cut out flannelgraph figures.
3. Laminate the figures.

**Special tip:** When laminating the big background pictures that are two (and sometimes even three or four) pieces put together, leave a small gap between the two pieces before laminating together. This small space acts like a hinge and allows you to fold up pictures without hurting them into a manilla envelope that fits 8.5" x 11" sheets of paper along with all of the smaller, regular-sized storyboard pictures.

4. If using a flannelgraph board: Stick a piece of sticky backed velcro (ROUGH SIDE) onto the back of each figure. If using sticky tack and whiteboard: simply stick a small amount of sticky tack on the back of a picture when using it. Remove and store sticky tack in airtight container.

**Note:** Instead of using all of the pictures as separate flannelgraph pieces, you can choose to use only a few (helpful to have 10 for the story review game); you can clump them onto posterboard and make them into picture scenes; or, you can simply use the Storyboard Picture Guide as a single picture. At [praisefactory.org](http://praisefactory.org), go to DDD Bits and Pieces for a 22" x 28" poster size jpg of this picture guide if you want to create a large version.



## The Deep Down Detectives “Bible” Folder

This is a homemade folder that looks (kinda) like the cover of a Bible. You will use this to put the Bible verse, the Bible Story and storyboard pictures to help make the point that the truths you are teaching them come from the Bible.

### Supplies

1 piece of 22" x 28" posterboard (white is fine. Green or brown is nice)

Glue

Stapler and staples or packing tape

The Bible Cover pictures (see online with resources for this unit or from the back of each Deep Down Detectives Visual Aids book.)

NOTE: The Bible Cover pictures included in the Deep Down Detectives Visual Aids books cannot be created larger than 8.5" x 11". That means that they will be under-sized for a Bible Folder of the dimensions you are making. However, you can go online to the Deep Down Detectives curriculum and there is a pdf of a bigger version of these covers that will actually fit the size of this Deep Down Detectives “Bible” Folder.

### Directions

1. Lay out poster board with long side along the bottom.
2. Fold in 2" on each side.
3. Take packing tape and tape the folded in 2" flaps to the main section of the posterboard, all the way down.
3. Fold up 8 1/2" on the bottom of the poster board.
4. Use packing tape to tape this flap in place, all the way down.
5. Take scissors and snip through the tape where the flap is attached to the folder. This will give you a bit more room in the folder.
6. Fold the poster board in the middle to make the center fold.
7. Cut out the Bible Cover Pictures. If possible, laminate these. They will last longer.
- 8.. Glue the two cover pieces to the outside of the folder.

