

DEEP DOWN DETECTIVES

**70 Bible Truths
for Inquisitive 4-7's**



Unit 2

Core Curriculum, ESV

God's Wonderful Word, the Bible



Curriculum for preschool and elementary age children,
training tools, music and other resources
are available for download or to order at:
www.praisefactory.org

© 2015 Praise Factory Media

This and many other resources are available online at www.praisefactory.org

Scripture quotations marked (NIV) are taken from the Holy Bible,
New International Version®, NIV®. Copyright © 1973, 1978, 1984 by
Biblica, Inc.™ Used by permission of Zondervan. All rights reserved worldwide.www.zondervan.com

Scripture quotations marked (ESV) are from The Holy Bible, English
Standard Version® (ESV®), copyright © 2001 by Crossway,
a publishing ministry of Good News Publishers. Used by permission. All rights reserved.

Scripture quotations marked HCSB are taken from the
Holman Christian Standard Bible®, Copyright © 1999, 2000, 2002, 2003, 2009
by Holman Bible Publishers. Used by permission. Holman Christian Standard Bible®,
Holman CSB®, and HCSB® are federally registered trademarks of Holman Bible Publishers.

Psalm 100

the psalm behind the name



(v.1) Make a joyful noise to the LORD, all the earth!

(v.2) Serve the LORD with gladness!

Come into His presence with singing!

(v.3) Know that the LORD, He is God!

It is He who made us, and we are His;

We are His people, and the sheep of His pasture.

(v.4) Enter His gates with thanksgiving,

And His courts with praise!

Give thanks to Him; bless His name!

(v.5) For the LORD is good;

His steadfast love endures forever,

And His faithfulness to all generations.

May this curriculum help you to be manufacturers of noisy joy unto the LORD (v.1). To sing (v.2), to know (v.3), and to worship Him with thanksgiving and praise (v.4), that the witness of His great faithfulness might continue through all generations (v.5).

The LORD is amazing! He's not like anyone else!

Constance Dever
June 27, 2016

Table of Contents

Getting to Know the Deep Down Detectives Curriculum	7
Getting Started with Deep Down Detectives	7
Deep Down Detectives Overview Flyer	9
Session Prep	11
Learning More about Deep Down Detectives Curriculum, by Resource	12
Learning More about Deep Down Detectives Curriculum, by Activity	14
Customizing the Curriculum: Know Yourself to Know What You Need	19
Customizing the Curriculum: Build-Your-Own-Curriculum Sandwich	20
Common Customizations: by Age Groups	21
Common Customizations: Teaching Situations	24
Maiden Voyage: Testing Out the Curriculum	25
The Real Launch: Implementing the Curriculum in Your Situation	26
Protect Your Investment: Tips on Storing the Curriculum for Future Use	27
Master Supplies List for All Deep Down Detectives Games (this list also included in Appendix B)	31
VBS, Camps and Other Programs	34
The Praise Factory Bible Truths across the Three Curriculums	39
CORE CURRICULUM FOR UNIT 2: God’s Wonderful Word, the Bible	
What’s So Special about the Bible? It Alone Is God’s Word...	
Bible Truth 1: God Made Sure It Was Written Down Just Right	43
Session Prep	44
Unit Overview	45
Bible Truth Overview Sheet	47
Songs Track Numbers	48
Lesson Plan	49
Bible Story	61
Discussion Sheet	67
Bible Truth 2: It Tells Us about God and His Plans	69
Session Prep	70
Unit Overview	71
Bible Truth Overview Sheet	73
Songs Track Numbers	74
Lesson Plan	75
Bible Story	87
Discussion Sheet	93
Bible Truth 3: God Uses It to Save His People	95
Session Prep	96
Unit Overview	97
Bible Truth Overview Sheet	99
Songs Track Numbers	100
Lesson Plan	101
Bible Story	111
Discussion Sheet	119
Bible Truth 4: God Uses It to Change His People	121
Session Prep	122
Unit Overview	123
Bible Truth Overview Sheet	125
Songs Track Numbers	126
Lesson Plan	127
Bible Story	139
Discussion Sheet	145

APPENDIX A: Songs	147
Index of Songs	148
Track Numbers	150
General Classroom Songs (Used every lesson, every unit)	151
Lyrics	153
Sheet Music	157
Unit 2 Songs (Used every lesson throughout the unit)	
Lyrics	163
Sheet Music	172
Bible Truth 1 Songs	
Lyrics	183
Sheet Music	186
Bible Truth 2 Songs	
Lyrics	191
Sheet Music	193
Bible Truth 3 Songs	
Lyrics	195
Sheet Music	196
Bible Truth 4 Songs	
Lyrics	197
Sheet Music	199
APPENDIX B: Games	201
Games Index	202
Master Supplies List for All Deep Down Detectives Games	203
Bible Verse Games	207
Music, Movement & Memory Activities	220
Bible Story Review Games	233
APPENDIX C: Crafts and Take Home Sheets	247
Bible Truth 1 Crafts	249
Bible Truth 2 Crafts	269
Bible Truth 3 Crafts	289
Bible Truth 4 Crafts	309
APPENDIX D: Free Time Activity Suggestions	331
APPENDIX E: Resources to Make or Buy	337
Making a Big Question Box/Briefcase	338
Making a Flannelgraph Storyboard	339
Making Durable Storyboard Pictures	339
Making Durable Story Scene Pictures	339
Making the Deep Down Detectives Bible Folder	340

Deep Down Detectives Curriculum Resources

There are five companion resources for each of the sixteen units of Deep Down Detectives. Use whichever resources are useful to your setting. Deep Down Detectives resources are available as free, digital downloads at praisefactory.org, or for purchase as hard copies through amazon.com.

Make sure to check out the “Bits and Pieces” section of the Deep Down Detectives curriculum online. It has all of the resources separated out making it easy for you simply to pick, choose and print out whatever you want.

Deep Down Detectives Core Curriculum Book, ESV/NIV for each unit

The Deep Down Detectives Core Curriculum book contains the curriculum introduction, the lesson plans, stories, music, activities and take home sheets for each of the units.

Deep Down Detectives Visual Aids with Simple Story Scenes, ESV/NIV for each unit

This resource provides large, colorful signs of the key concepts used in the unit, PLUS, easy-to-use, colorful scenes that you hold up in sequence as you tell the story. The story text for each scene is printed on the bottom of each scene.

Deep Down Detectives Simple Story Scenes, ESV/NIV for each volume

This resource includes only 2-page overview for Bible Truth, the story scenes, and take home sheets. This is a great, basic resource for use at home and in many classroom teaching situations.

Deep Down Detectives Small Format Visual Aids, ESV/NIV (Small Format Storyboard Pictures) for each volume

This resource provides large, colorful signs of the key concepts used in the unit, PLUS, colorful storyboard (flannelgraph) pictures to cut out and use as you tell each story. These storyboard pictures are for use with storyboards at least 24" x 36" in size.

Deep Down Detectives Large Format Visual Aids, ESV/NIV (Large Format Storyboard Pictures) for each volume

This resource provides large, colorful signs of the key concepts used in the unit. It also provides colorful storyboard (flannelgraph) pictures to cut out and use as you tell each story. These storyboard pictures are for use with storyboards 36" x 48" in size.

All of these materials may be photocopied for non-commercial church, classroom or school use by licensed users.


Other Resources in the Praise Factory Family of Curriculum

Deep Down Detectives is the second in a family of three, inter-related curriculums:

- Hide 'n' Seek Kids (focus group: ages 2-4; adaptable range: ages 2-pre-K 5's)
- Deep Down Detectives (focus group: ages 4--6's; adaptable range: ages 3-2nd grade)
- PFI: (focus group: grades K-5th grade; adaptable range: pre-K 5's-6th grade)

Each curriculum teaches the same biblical themes, but are presented in greater depth as the children grow and develop. Together, the curriculums work like an expanding spiral of truth that returns to reinforce the same truths with each curriculum, yet leading the children to deeper understanding with each step up.

Learn more about these curriculums as well as other resources and ideas for reaching children with the gospel at: www.praisefactory.org.

 <h1 style="text-align: center;">DEEP DOWN DETECTIVES</h1> <p style="text-align: center;">designed for ages 4-6, often used with ages 3-7</p> <p style="text-align: center;">the second of 3 curriculums in the Praise Factory family</p> <p style="text-align: center;">downloads and hard-copies available through www.praisefactory.org</p>	<h2 style="text-align: center;">DEEP DOWN DETECTIVES SESSION OVERVIEW</h2> <p>Session Format: Circle Times, Free Play and Your Choice of Activities Each session is structured around Circle Time and Free Play Time. Circle Times are used to introduce and review the concept, Bible verse, Bible story, and the ACTS prayer. (A prayer including <u>A</u>doration, <u>C</u>onfession, <u>T</u>hanksgiving, and <u>S</u>upplication related to the Bible truth they are learning.) Free play is not only enjoyable, but also helps to replenish attention spans and prepare the children for more group listening later in the session. Every session also includes lots of response activities that you may choose to use during free play time to add as much reinforcement as best suits your children. Each Deep Down Detectives session follows the same four-part format, as described here:</p> <p>PART 1: Getting Started A time to welcome the children to the class, enjoy free play, music, and/or play a Bible verse game.</p> <p>PART 2: Opening Circle Time The children are gathered together for their primary teaching time. The Big Question and Bible Truth (and related songs) are introduced. A listening assignment* is given, the Bible story told, then the listening assignment answered at the end of story time.</p> <p>PART 3: Free Play/Activity Time The children participate in free play and/or response activities.</p> <p>PART 4: Closing Circle Time The children gather together for a brief review of what they have learned and a closing prayer. Teachers give out take home sheets as children are dismissed.</p> <p>*As with the other two Praise Factory curriculums, Deep Down Detectives has a few detective-ish elements to it. (1) There is the "Big Question Briefcase" that contains the key concept visual aids and the Bible storyboard pictures that the teacher uses as he teaches. And (2), Each story is called "The Case of the" and comes with "Detective Dan's Listening Assignments." These are listening assignments to be solved as the children listen to the story. There are 3 different listening assignments--one for each of the 3 sessions of curriculum included with each Deep Down Detectives Bible Truth. These questions are especially good for use with three-year-olds or older preschoolers.</p> <p>Session Length The resources for each Deep Down Detectives session--as described in the lesson plan--are designed for a 60 to 90 minutes session. However, they can be easily tailored to fit a shorter or longer session.</p>
<h2 style="text-align: center;">DEEP DOWN DETECTIVES... AT A GLANCE</h2> <ul style="list-style-type: none"> Teaches the 16 Biblical (theological) themes used in all three Praise Factory curriculums, but in greater depth than in Hide 'n' Seek Kids. Each of these themes is presented as a "Big Question and Answer." Each theme is taught as a series of Bible truths that develop the theme. There are 69 Bible truths in all. There is one Bible story and one Bible verse for each of the 69 Bible truths. All of the Bible verses are set to music, which can be a great aid in learning and remembering them. There are three sessions of curriculum per Bible truth. Use as few or as many as you want. Each is jam-packed with activities. The multiple sessions give children the time they need to really learn each truth. The new activities keep the learning fresh each session. The curriculum for each Bible truth comes with a fully-scripted lesson plan, beautiful storyboard pictures, games, crafts, take-home sheets, and lots of music. The curriculum is flexible and is easily adaptable to many different teaching settings. Both downloads and hard copies available. 	

Note: *If desired, you can start out each of the 16 units of Deep Down Detectives with one session (or more) from Hide 'n' Seek Kids curriculum. This creates a nice introduction to the over-arching theme for each unit. It would also add 16 or more sessions to the curriculum.

DEEP DOWN DETECTIVES SCOPE AND SEQUENCE			
UNIT	BIBLE TRUTHS TAUGHT	UNIT	BIBLE TRUTHS TAUGHT
Unit 1: The God Who Reveals Himself Q: How Can I Know What God Is Like? A: He Shows Me What He's Like!	1. By the Heart He Gave Me to Know and Love Him 2. In Everything I See All Around Me 3. In the Bible, the Perfect Word of God 4. Through His Very Own Son, Jesus Christ	Unit 9: Jesus Christ, Immanuel, God with Us Q: What Did Jesus Come to Do? A: Jesus Came to Bring Us to God!	1. He Left His Home in Heaven to Save Us 2. He Never, Ever Disobeyed God 3. He Taught about God and Did Amazing Things 4. He Died on the Cross for His People's Sins 5. He Rose from the Dead 6. He Went Up to Rule in Heaven
Unit 2: God's Wonderful Word, the Bible Q: What's So Special about the Bible? A: It Alone Is God's Word!	1. God Made Sure It Was Written Down Just Right 2. It Tells Us about God and His Plans 3. God Uses It to Save His People 4. God Uses It to Change His People	Unit 10: The Holy Spirit: The Indwelling God Q: What Does the Holy Spirit Do in God's People? A: He Changes Their Hearts!	1. The Holy Spirit Lives in God's People 2. The Holy Spirit Gives God's People Courage 3. The Holy Spirit Gives God's People Wisdom 4. The Holy Spirit Builds God's Church
Unit 3: The Good News of God, the Gospel Q: What Is the Gospel? A: Salvation through Faith in Jesus Christ!	1. God Made Us and We Should Obey Him 2. We Have All Disobeyed God and Deserve His Punishment 3. God Sent Jesus to Pay for God's People's Sins 4. God Saves All Who Repent of Their Sins and Trust in Jesus	Unit 11: The God Who Saves Q: How Can We Be Saved? A: It Is God's Free Gift!	1. When We Trust in Jesus as Our Own Savior 2. When We Tell God Our Sins and Turn Away from Them 3. When the Holy Spirit Works in Our Hearts
Unit 4: The God Like None Other Q: Can Anybody Tell Me What the LORD Is Like? A: He's Not Like Anyone Else!	1. He Is a Glorious Spirit 2. He Is the One, True God 3. He Is God the Father, Son and Holy Spirit: One God, but Three Persons 4. He Is Everywhere, All the Time 5. He Knows Everything There is to Know 6. He Is Perfectly Holy, Purely Good 7. He Can Do Anything He Wants to Do 8. He Is Always Faithful, Through and Through	Unit 12: God's People Live for Him Q: How Should God's People Live? A: They Should Live Like Jesus!	1. By Asking God for His Help 2. By Loving Him Most of All 3. By Loving Other People as God Has Loved Them 4. By Trusting God and Being Happy with What He Wants 5. By Learning God's Word and Obeying It 6. By Saying "No" to Disobeying God 7. By Telling the Good News of Jesus 8. By Making Much of God
Unit 5: God, the Good Creator Q: Can You Tell Me What God Made? A: God Made All Things Good!	1. He Made Everything Good in Heaven and Earth 2. He Made People in a Special Way	Unit 13: The Sustaining God Q: Why Do God's People Keep Believing in Him? A: It Is God's Sustaining Grace!	1. God Alone Sustains His People 2. God the Father Promises to Help His People 3. Jesus Provides God's People with Everything They Need to Live for Him 4. The Holy Spirit Works in His People 5. The Word of God Grows God's People 6. God Uses His People to Strengthen and Comfort Each Other
Unit 6: God, the Just and Merciful Q: How Did Bad Things Come into God's Good World? A: Bad Things Came Through Sin!	1. When Adam and Eve Chose to Disobey God 2. When It Spread to the Whole World	Unit 14: The God Who Delights in Our Prayers Q: How Does God Want Us to Pray? A: Every Night and Day!	1. He Wants Us to Praise Him 2. He Wants Us to Confess Our Sins to Him 3. He Wants Us to Thank Him 4. He Wants Us to Ask Him to Do Great Things
Unit 7: The God Who Saves Q: How Can We Be Saved? A: It Is God's Free Gift!	1. When We Tell God Our Sins and Turn Away from Them 2. When We Trust in Jesus As Our Own Savior 3. When the Holy Spirit Works in Our Hearts	Unit 15: God's People Gather Together Q: Why Do God's People Go to Church? A: To Worship God and Love One Another!	1. By Praising God for Jesus' Win over Death 2. By Learning from God's Word, the Bible 3. By Caring for Each Other's Needs 4. By Telling What God Has Done and Praying 5. By Baptizing People Who Trust in and Live for Jesus 6. By Remembering Jesus Died to Save Them
Unit 8: The God Who Loves Q: What Is God's Love for His People Like? A: It's More than They Could Ever Deserve!	1. He Gave His Son, Jesus to Save Them 2. He Always Takes Care of Them 3. He Uses Their Sadnesses for Good 4. He Will Never Stop Loving His People	Unit 16: Jesus, the Returning King Q: What Will Happen When Jesus Comes Back? A: God Will Make Everything New!	1. Jesus Will Judge All People Fairly 2. God's People Will Live Happily with God Forever

Session Prep (especially good for newbies!)

Pray!



Pray for the Holy Spirit to be at work in your and the children's hearts.

Review



If new to the curriculum, look at the **Getting Started with Deep Down Detectives section of the Core Curriculum book**. (p.5) It will be especially helpful to read through the Deep Down Detectives section of **The Praise Factory Tour: Extended Version Book**. This is a visual way to understand what goes on in the classroom. (A pdf of the book is found in the samples section on the website.)

Look through and Learn the Lesson



Read over **lesson plan**. Practice any **songs or action rhymes** you are using. Choose/make up motions to go with these. Choose less with younger children and more with older preschoolers. **Practice the lesson with the visual aids** and using the Big Question Box/Briefcase.

Read and Rehearse the Bible Story with Pictures



Read the Bible story from the Bible. Read the curriculum version. Practice telling it with the storyboard pictures. (If you have not previously laminated the story pictures, do that now.) Or, rehearse it from the Simple Story Scenes, if you are using those.

Let There Be Music



Download the music and listen to the songs. Choose which of the songs you will use with the children. If using live musicians, make sure they have the sheet music (Appendix A, Core Curriculum book).

Put the Props in Place



1. Prepare your Visual Aids. Put the Big Question, Unit Bible Truths, Bible Truth, Bible Verse, and Listening Assignment signs, as well as the Bible Story script in one side of the Bible folder.
2. Get out your storyboard. If using Simple Story Scenes, put these in your Bible Folder. Or, if using the individual storyboard figures, put all background pictures in place (they have a BG by the number). Put the rest of the storyboard pictures (these have a SB by the number) in order of use in the other side of the Bible folder.
3. Put the DDD Bible Folder as well as the Big Question sign in the Big Question Box/Briefcase and shut it. If your box/briefcase has locks and you want to use the unlocking the box as part of your session, lock it now....but make sure you have the key or know the code first.
4. Prepare the music CD or sheet music or mp3 device for use in your session.

Set Out Free Play Activities



Choose and set up free time activities you will use with the children. Choose a variety of different activities that will be enjoyed by different types of children. Rotate the activities you provide to keep them interesting and fresh to your children. (Suggestions in Appendix D, Core Curriculum books.)

Prepare Any Activities



Choose which (if any) of the Bible Truth games and crafts activities you want to use in the session. Bear in mind your time frame as well as the developmental abilities and attention span of your children as you decide which/how many to prepare. **Look over the Discussion Sheet** and choose a few questions you might use to spark discussion with the children as they do their activities (especially good for ages 3's+). Pray for God to give you opportunities to talk about these things with the children.

Let Them Take It with Them



Make copies of the craft/take home sheets, if you are not already using them as one of your activities. You may also want to make copies of the story (see take-home version of each story included in Appendix C with the other take home resources) to have for parents to use with their children at home. There's a link on each craft/take home sheet to the story, if you don't make hard copies.

Store It



After your session is over, collect the resources and store them for future use. This curriculum can be used over and over for years to come.

Learning More about Deep Down Detectives Curriculum, by Resource

The extra-depth information starts here! This section will describe important features of the Deep Down Detectives curriculum. Look at each resource in the Deep Down Detectives Core Curriculum and Visual Aid books as you read below. **This first section takes a look at the major resources used in presenting the curriculum.**

<p>Scripted Lesson Plan</p>  <p><i>Found in the Core Curriculum books</i></p>	<p>There are three lessons of curriculum provided for each Bible Truth. Since much of the text is the same for all three lessons, only one lesson plan is needed. The different activities for each lesson are noted where they occur. The lesson plans are fully-scripted. This helps even the most inexperienced teacher to know what to say and do. They train your teachers in what to say and do, every step of the way. Notice the green squares with numbers found in the left side bar of the lesson plan. These are references to the visual aids the teacher can use with the children as she teaches.</p>
<p>Visual Aids</p>  <p><i>Resources found in the Deep Down Detectives Visual Aids books</i></p>	<p>Visual aids are very important in the Deep Down Detectives curriculum. They help the children learn, and keep them focused and interested. Visual aids also help even the newest teacher teach with greater ease. All of the visual aids are used with the Big Question Box/Briefcase and are revealed as the lesson progresses. They include the Big Question and Answer sign, the Unit Bible Truths sign, the Bible Truth sign, the Bible Verse sign, the Listening Assignments (used as the children listen to the Bible story), and the storyboard pictures used with the Bible story.</p>
<p>Big Question Box/Briefcase</p>  <p><i>Directions for making this are found in the back of the Deep Down Detectives Core Curriculum books</i></p>	<p>The Big Question Box/Briefcase is a simple box with a lid that you buy or make; or, you can use a briefcase with a combination lock (kids love this!). Inside the Big Question Box/Briefcase are the props for key teaching concepts (Big Question and Answer; Unit Bible Truths, the Bible Truth concept, the Bible verse and Bible story. While not absolutely necessary, the Big Question Box adds a lot of interest to the lesson.</p>
<p>Deep Down Detectives "Bible" Folder</p>  <p><i>Directions for making this are found in the back of the Deep Down Detectives Core Curriculum and Visual Aids books</i></p>	<p>The Deep Down Detectives "Bible" Folder is a large, homemade folder made from a 22" x 28" piece of poster board. Images for the front and back of this mock Bible can be glued in place. 8.5" x 11" front and back cover images are included in the Deep Down Detectives Visual Aids in the back. Larger versions of the front and back covers are found online for download with the resources for each unit.</p> <p>Inside this over-sized folder, the teacher places the Bible Verse, the Listening Assignment for the Bible story, the text to the Bible story and the storyboard pictures. The point of this Bible folder is for children to begin to grasp that the truths they are learning come from the Bible.</p>
<p>Simple Story Scenes, Storyboard & Storyboard Pictures</p>  <p><i>Directions for making these are found in the back of the Deep Down Detectives</i></p>	<p>Beautiful storyboard pictures have been created for you to put up on a feltboard to bring the story alive. (These figures are also used in the Bible Story Review Game.) The storyboard pictures are found in the Deep Down Detectives Visual Aids Book for each unit. See Core Curriculum Appendix E for preparation instructions.</p> <p>Simple Story Scenes are the easiest way to use the pictures. Each story is simply told with book-like illustrations and story text along the bottom.</p> <p>If you want a more traditional flannelgraph approach, choose the Storyboard Pictures. These are individual figures that let you build your own scene and allow kids to help put up the pictures. Fun, but they are more work. There are two, different sizes of storyboard pictures you can choose from. Small Format for the smaller class or home setting. Large Format, for a larger class.</p>

Learning More about Deep Down Detectives Curriculum, by Resource

Two, Colorful Ways to Present the Story: Story Scenes OR Storyboard (Flannelgraph) Pictures



Directions for making these are found in the back of the Deep Down Detectives Core Curriculum and in the Visual Aids books

Beautiful **pictures** have been created to help you bring the story alive.

The Deep Down Detectives Visual Aids and Story Scenes Book for each unit is the easiest way to access these pictures. Ten, colorful, 11" x 17" scenes with text on back can be held up as you tell the story. Each comes as two, 8.5" x 11" sheets which are taped together to create each 11" x 17" scene. Quick to prepare. Easy to use.

Or, you can use the **Storyboard Pictures**, which are individual, flannelgraph pieces that you put up on a felt storyboard as you tell the story. There are **two, different sizes of storyboard pictures** you can choose from. **The pictures in the Deep Down Detectives Small Format Visual Aids books fit on 24" x 36" to 36" x 48" storyboards.** Plenty for a smaller class or home setting. Or, for **larger classroom settings**, choose **The pictures in the Deep Down Detectives Visual Aids (Large Format Storyboard pictures) books work best on a storyboard that is AT LEAST 36" x 48".**

Those with less prep time or with less experience teaching may feel more at ease with the Storybook Scenes. The storyboard pictures do take time to cut out and laminate. You do need to take time to learn to tell the story with them. But, the children love watching the story unfold as you put up the storyboard pictures. And, they can take an active role in helping put them up, which is of great, educational benefit. We (CHBC) actually use both. We love to tell the story with the Story Scenes; then, we have the children review the story by reconstructing it with the Storyboard Pictures. They are like a big puzzle that kids love to put together. Either or both are all great options.

Deep Down Detectives Music



Songs for each unit found in the back of the Core Curriculum book

Lyrics and sheet music for the songs used with each unit are actually included within the Deep Down Detectives Core Curriculum books in Appendix A.

Deep Down Detectives Audio mp3's



Resources found online only with the resources for each unit

The audio music for each unit is **included in a zip file** found on the Praise Factory website with the resources for each Deep Down Detectives unit.

Download the zip file from the website to a desired location on your computer. Open the zip file by choosing the "extract" option (often shows up when you right click your mouse over the file.) Once they are extracted, you can access them.

You also can play the songs right off of the website from the Deep Down Detectives "Just Music" section.


Or, you can download the QR code sheet of songs used with each Bible Truth.

Learning More about Deep Down Detectives Curriculum, by Activity

This section describes the activities offered in the Deep Down Detectives curriculum, in order of use. Look at them in the Deep Down Detectives Core Curriculum and Visual Aids books as you read below.

<p>Intake Activities</p> 	<p>These are activities that help the children settle in their class and get ready for learning. They are open-ended so that any child can join in as they are checked into class. Younger children typically do a free time activity.</p> <p>Older children typically play a Bible Verse Memory Game or take part in the Sing-along Music Time. Adding the Music, Movement & Memory Activity to the singing can be especially enjoyable for these children.</p> <p>Both the Bible Verse Memory Game and the Music, Movement & Memory Activity are some of the games included in the Response Activities section of the lesson plan. There are three sets of these games suggested, enough for a new set of game for each of the three lessons included with each Bible Truth. Game directions are found in Appendix B of each Deep Down Detectives Core Curriculum book.</p>
<p>The Classroom Song</p> 	<p>Transitions between activities can be difficult, particularly for preschoolers. The Classroom Song is a simple song with four verses used at transition times to make transitions easy and fun.</p> <p>Verse 1: The Gathering Verse invites the children to gather together to worship God. Verse 2: The Go and Play Verse dismisses the children to play time. Verse 3: Time to Go & Tell Verse transitions the children to Closing Circle Time,. It is used not only to help them remember what they have learned in class , but also to go and tell others what they've learned Verse 4: What's Our Big News Verse asks the children to think about what they will go and tell others as they are dismissed.</p> <p>The lyrics to the Classroom Song are included in the lesson plan. Large format lyrics and sheet music are included in Appendix A of each Deep Down Detectives Core Curriculum book. An audio version of each verse is included in the unit music.</p>
<p>The Deep Down Detectives Theme Song</p> 	<p>Circle Time opens with the curriculum theme song. It reminds the children what their learning time is about. The lyrics to the Classroom Song are included in the lesson plan. Large format lyrics and sheet music are included in Appendix A of each Deep Down Detectives Core Curriculum book. The song audio included with the rest of the unit songs.</p>
<p>The Classroom Rules Song</p> 	<p>A major challenge and important goal with preschoolers is teaching them how to act in a more formal, group teaching setting. Remember this and do not let yourself become frustrated. Your work with the children now will make way for easier teaching as they get older. Reviewing simple and clear classroom rules, then praying for God's help with the children is a great way to start every session During the rest of the session, you may want to refer back to the rules, praising the children when they are keeping them well or reminding them of the rules when addressing problems.</p> <p>The Classroom Rules Song provides a simple, fun to sing/say chant of class rules. It helps remind children of the behavior expected of them in class.</p> <p>The lyrics to the Classroom Rules Song are included in the lesson plan. Large format lyrics and sheet music are included in Appendix A of each Deep Down Detectives Core Curriculum book. The audio for this song is included in the unit music.</p>

Prayers



Two prayers are used in each session: **an Opening Prayer and an Unit ACTS** prayer.

The Opening Prayer stays the same for every session of Deep Down Detectives. It is a prayer asking for God’s help to keep the class rules and to learn about Him.

The Opening Prayer can be introduced with the **“Let’s Pray!” Song/rhyme**.

The ACTS Prayer changes with each Bible Truth. It is called an ACTS prayer because it incorporates four elements of prayer: Adoration (praising God for who He is); Confession (asking forgiveness for our sins); Thanksgiving (thanking God for what He’s done, especially through Jesus); and, Supplication (asking God to do great things). It centers around the Bible Truth the children are learning. The ACTS prayer for each Bible Truth can be introduced by the **ACTS Prayer Song**, which helps familiarize the children with the four elements of prayer represented by A,C,T, and S.

The lyrics to “Let’s Pray” and the “ACTS Prayer Song” **are included in the lesson plan. Large format lyrics and sheet music are included in Appendix A of each Deep Down Detectives Core Curriculum book. The audio for these songs is in the unit music.**

The Big Question & Answer



The Big Question Box Song



The Big Question and Answer is introduced by the use of a 8½”x 11” two-sided **Big Question and Answer sign**. This sign is hidden in **The Big Question Box/Briefcase**, a simple box with a lid you can buy or make; or, a briefcase. (Suggestions for making or buying one included in the Core Curriculum books in Appendix E).

The children sing/say the **Big Question Box/Briefcase Song**, then the teacher or a designated child opens the box/briefcase and gives it to the teacher to hold up and read to the children. The teacher and children then sing the **Big Q & A Song**: the Big Question and Answer set to the tune of a familiar nursery rhyme.

The words to the Big Question Box Song **are included in the lesson plan. Large format lyrics and sheet music are included in Appendix A of each Deep Down Detectives Core Curriculum book. The audio for this song is included the unit music.**

Big Question Action Rhyme and Song



The meaning of the Big Question and Answer is explained by use of an action rhyme. The action rhyme includes actions that you can do as you say it. Use as few or as many of the actions as you deem appropriate for your children.

Or, you can sing the **Big Question Song**, which incorporates the same concepts into a song.

The lyrics to the Big Question Song **are included in the lesson plan. Large format lyrics and sheet music are included in Appendix A of each Deep Down Detectives Core Curriculum book. The audio for this song is in the unit music.**

Unit Bible Truths



Having learned the Big Question and Answer for the unit, now it’s time to introduce the Bible Truths about this Big Question that the children will be learning. The teacher holds up the **Unit Bible Truths sign** that show all the Bible Truths in the unit. (There are anywhere from two to eight truths in a unit). He tells the class that these are the truths they will be learning about the Big Question, one by one. This helps the children to group the truths together and review what they are as they progress through the unit.

The Bible Truth Clue Sign



Having shown the children all the Bible Truths, the teacher is now ready to focus in on the one of the Bible Truths. The teacher/designated child will take the **Bible Truth Clue sign out of the Big Question Box/Briefcase** and show it to the class. At first, he only shows them the words on the top of the sign (use one hand to cover up the answer along the sign's bottom). He reads the words along the top, emphasizing the word that is missing. The class listens to the clue hint and works together to come up with the missing word. The teacher reveals the answer, then reads the meaning of the Bible Truth off of the back of the sign (or from the lesson plan.) There are three lessons for each Bible Truth, allowing the children to learn and master the concept before moving onto the next one.

The Bible Chant



The kids prepare to hear teaching from the Bible by singing/saying **the Bible Chant Song**. This is a simple jingle that reminds the kids that the Bible is very special because it alone is God's Word.

The lyrics to the Bible Chant **are included in the lesson plan. Large format lyrics and sheet music are included in Appendix A of each Deep Down Detectives Core Curriculum book. The audio for this song is in the unit music.**

The Deep Down Detectives "Bible" Folder



After singing the Bible Chant song, the teacher/designated child pulls out the **Deep Down Detectives "Bible" Folder** from the **Big Question Box/Briefcase**. As explained previously, the point of this Bible folder is for children to begin to grasp that the truths they are learning come from the Bible. The Deep Down Detectives "Bible" Folder is a large, homemade folder made from a 22" x 28" piece of poster board. Images for the front and back of this mock Bible can be glued in place. Inside this over-sized folder, the teacher places **the Bible Verse, the Listening Assignment for the Bible story, the text to the Bible story and the storyboard pictures.**

The Bible Verse and Song



The first thing that the teachers pulls out of the "Bible" folder in the Bible verse. Only one Bible verse is taught with each Bible truth. This gives the children three lessons to really learn the verse and its meaning--not just hear it and forget it. The Bible verse is reinforced even more through **the Bible Verse Song**. This song is used as part of the regular teaching time in Circle Time, as well as in the **Music, Movement and Memory activities**, described next. These activities provide even more opportunities for learning the verse.

The lyrics to the Bible Verse Song **are included in the lesson plan. Large format lyrics and sheet music are included in Appendix A of each Deep Down Detectives Core Curriculum book. The audio for this song is in the unit music.**

The Bible Story and Resources



Only one Bible story is used in each Bible truth. Instead of tiring of hearing the same story for three lessons, the children are delighted to have a chance to master it.

Optional actions/questions are woven into the story text. Beautiful **storyboard pictures** have been created for you to put up on a feltboard to bring the story alive. (These figures are also used in the **Bible Story Review Game**.) The storyboard pictures are found in the **Deep Down Detectives Visual Aids books. Or, use Simple Story Scenes.**

Directions for making a homemade storyboard board and for making durable storyboard pictures are found in the Core Curriculum books.

While the same Bible story is used for all three lessons, there is a different "listening assignment" for each lesson. These are called **"Detective Dan's Listening Assignments."** (These listening assignments will probably be **too much for two year olds; can be useful in developing a three year olds listening skills; and, and are great for children older than this.**

Finish your story time by answering the listening assignment; sharing the gospel, and praying the ACTS (Adoration, Confession, Thanksgiving, Supplication) prayer; and, two response songs.

Story Response Songs



There is a hymn and a praise song that you may choose to close Opening Circle Time with. Each unit features a different pair of response songs, related to the unit Big Question and Answer. This gives the children many lessons to learn these songs. A short unit tie-in description is included with each song.

The words to these two songs **are included in the lesson plan. Large format lyrics and sheet music are included in Appendix A of each Deep Down Detectives Core Curriculum book. The audio for this song is in the unit music.**

Response Activities: Games and Crafts



After Opening Circle Time, the children can either enjoy free play (**see Core Curriculum Appendix D for suggestions**) or one of the many game or craft activities. The games and crafts are all created to help reinforce the truths the children have just learned in Circle Time. These are all created to help reinforce the truths the children have just learned in Circle Time.

There are **three, different games suggested for each lesson:** the Bible Verse Game, the Bible Story Game, and the Music, Movement & Memory Activity. And, there is a **simple coloring craft/take home sheet for each of the three lessons, as well as three extra crafts that can be used at any time.**

Because there are so many response activities, some teachers like to incorporate some of them as Intake Activities at the beginning of a session.

Let's look at each of these activities, starting on the next page.

**Response
Activities:
Games**



When Opening Circle Time ends, the children can either enjoy free play or one of the many game or craft activities. **The games are referenced in the lesson plans, but are listed in Appendix B at the back of each Deep Down Detectives Curriculum book. The crafts are referenced in the lesson plan, but instructions and any pages to be photocopied are found in Appendix C at the back of each Deep Down Detectives Curriculum book.**

Let's look at the games, then the crafts.

**The Bible Verse
Game**



The Bible Verse Game helps the children learn the Bible verse and think about what it means. **The Bible verse games are referenced in the curriculum, but listed in Appendix B in each Deep Down Detectives Core Curriculum book.**

**The Bible Story
Review Game**



The **Bible Story Review Game** helps the children think about what they learned in the story. It uses the **Storyboard Pictures** from the Bible story. **The Bible Story games are referenced in the curriculum, but listed in Appendix B in each Deep Down Detectives Core Curriculum book.**

**Music,
Movement &
Memory
Activity**



The Music, Movement & Memory Activities have the children do certain movement or use **simple homemade (or store bought) musical instruments**, as they sing songs or say the Bible verse. A **simple hymn** and **praise song** as well as the **Bible Verse Songs** and **Big Question Song** are suggested for use. A short blurb describing how each song ties in with the Bible Truth concept is given. **The Music, Movement & Memory Activities are referenced in the curriculum, but listed in Appendix B in each Deep Down Detectives Core Curriculum book.**

The lyrics and sheet music to these songs are included in the Core Curriculum books. The audio for these songs is found with each unit's music.

All three of these activities are part of a **collection of games that can be assembled ahead of time, then stored** for use throughout the curriculum on a rotation basis. This makes it easy to keep each lesson active and fun, but with less prep work. **A complete list of supplies need to make the games is included in later in this chapter and in Appendix B of each Core Curriculum book.**

**Response
Activities:
Crafts**

There are both coloring pages/take home sheets as well as a few extra crafts available with each Bible Truth. **The crafts are referenced in the lesson plan, but instructions and any pages to be photocopied are found in Appendix C at the back of each Deep Down Detectives Core Curriculum book.**






**Coloring Pages/
Take Home
Sheets**



A coloring page is provided for each of a Bible Truth's three lessons. On the back of each page are the key concepts, a few questions; an ACTS prayer; and, a song/s for parents to use with their children that act as a take home sheet. There is a different emphasis for each lesson's coloring sheet that corresponds with the listening assignment for the lesson:




- Lesson 1 Coloring Sheet Emphasis: The Bible Truth
- Lesson 2 Coloring Sheet Emphasis: The Bible Verse
- Lesson 3 Coloring Sheet Emphasis: The ACTS Prayer

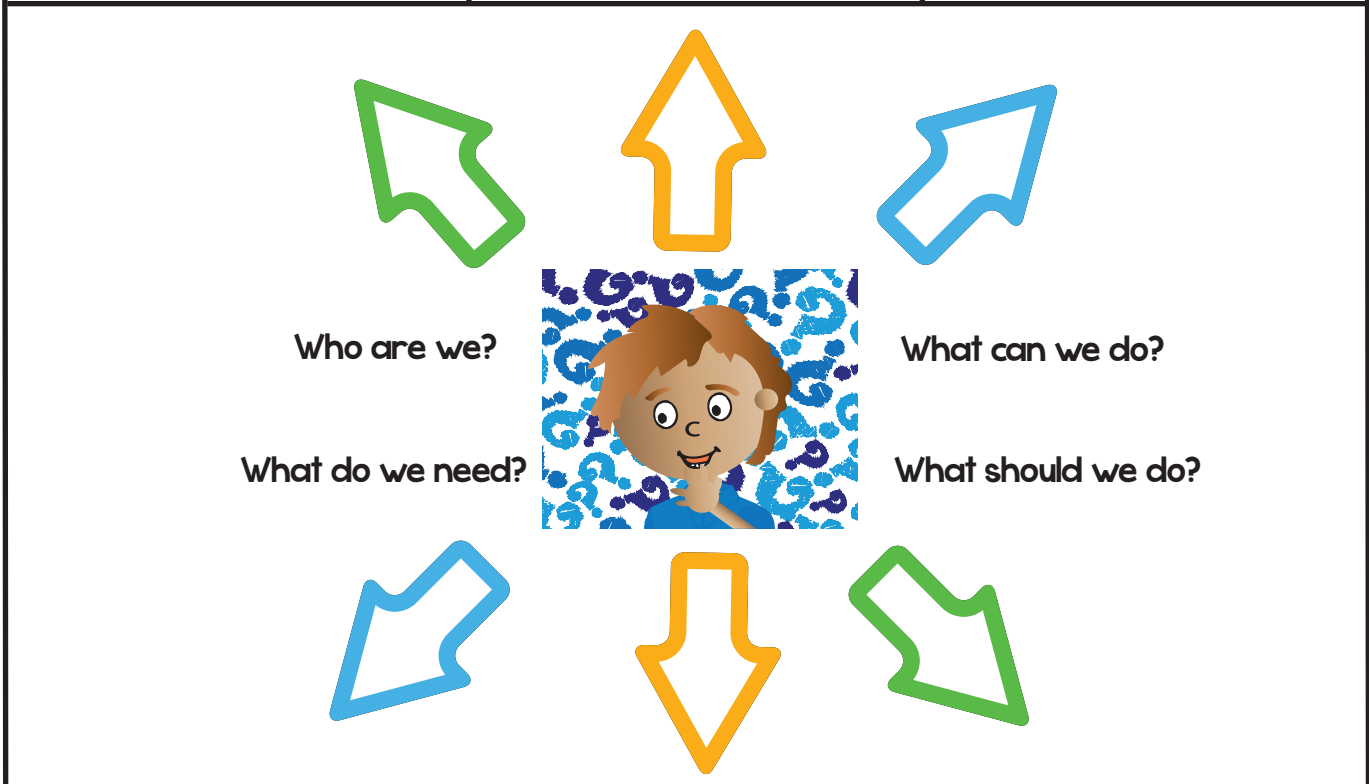
While these are simple, coloring sheets, they can be easily turned into something more. Upgrade your coloring sheet to a more interesting craft by offering simple embellishments, such as jiggly eyes, craft sand, glitter, glitter glue, colored paper dots (made with a hole punch), fabric scraps, etc. Make cut-to-size glued-on clothes, hair, etc. for characters by using a copy of the coloring sheet, cutting out the selected portions and making them the patterns for whatever you want to cut out of fabric, paper, foil, etc.




<p>Response Activities: Crafts</p> <p>Extra Crafts</p> 	<p>With each Bible Truth, there are three extra crafts included for use at any time.</p> <p>These are a Go-and-Tell Craft; a Bible Story Coloring Picture and a Bible Story Puzzle (which is the Storyboard Picture Placement page from the story, which you can cut out into the appropriate number of puzzle pieces for your children, then re-assembled by them).</p> <p>Like the other crafts in the curriculum, these extra crafts are referenced in the lesson plan, but instructions and any pages to be photocopied are found in Appendix C at the back of each Deep Down Detectives Core Curriculum book.</p>
<p>Response Activities: Discussion Sheet</p> 	<p>The discussion sheet contains questions about the key concepts used in the Bible Truth. These can be used to spark good conversation as the children are coloring. They can also be used as part of the games and other activities to add even more depth.</p> <p>They are most appropriate for use with children ages 3 and up.</p>
<p>Take Home Resources</p> <p>Coloring Pages/ Take Home Sheets</p>  <p>Take Home Version of the Bible Story</p> 	<p>There is a different coloring page/take home sheet for each of the three lessons provided for every Bible Truth. Each take home sheet has a slightly different emphasis, but they all include the key concepts and a few questions. They also tell parents where they can find the full script to Bible story and other resources on the Praise Factory website (in the Parents' Resource section for the curriculum), if they want to use them at home with their children.</p> <p>The front side is the coloring page and the back side is the take home sheet. The coloring pages/take home sheets are referenced in the lesson plan, but the pages to be photocopied are found in Appendix C at the back of each Deep Down Detectives Core Curriculum book.</p> <p>There is also a take home version of the story that you can give out along with the take home sheets. This is also available online in the Deep Down Detectives parents' resources section.</p> <p>This version of the Bible story is referenced in the lesson plan, but is included in Appendix C at the back of each Deep Down Detectives Core Curriculum book. It is also available online in the Deep Down Detectives Parent Resource section, as parents are reminded on each take home sheet along the bottom.</p>
<p>Music Resources</p> <p>Lyrics and Sheet Music</p>  <p>audio mp3's of the songs</p>	<p>Lyrics and sheet music for the songs used with each Bible Truth are included within the Deep Down Detectives Core Curriculum books.</p> <p>Each lesson plan includes the lyrics to the core songs used with each Bible Truth. Large format lyrics and sheet music for the songs is included in Appendix A of each Core Curriculum book.</p> <p>Frequently, the lesson plan references extra songs. The lyrics and sheet music to these extra songs are only found in Appendix A with the other unit songs.</p> <p>The songs can be downloaded from the praisefactory.org website. There are 16 zip files of mp3s of songs, one for each of the 16 Deep Down Detectives units. Or, you can download the QR code sheets of links to the songs.</p>

Customizing the Curriculum: Know Yourself to Know What You Need









A good, curriculum custom-fit starts with thinking carefully about those involved. Here are six, key factors to consider. (The Children's Ministry Questionnaire will guide you through these issues in much greater depth.)

 <p>Your Children's Abilities</p>	 <p>Your Teachers' Agility</p>	 <p>Your Time Capacity</p>
<ul style="list-style-type: none"> + readers/pre-readers? + age groupings in the same class + attention span + exposure to the gospel? + etc. 	<ul style="list-style-type: none"> + teaching experience + experience with children + classroom experience + their own spiritual maturity + etc. 	<ul style="list-style-type: none"> + Thirty minutes or one hour? + Once a week/five days a week? + A camp session/a V.B.S + School year/a full year? + etc.



 <p>Your Teaching Locality</p>	 <p>Your Ministry Priorities</p>	 <p>Your Practicalities</p>
<ul style="list-style-type: none"> + Home, church or school? + Urban, suburban or rural? + Storage space available? + Classroom size? + etc. 	<ul style="list-style-type: none"> + Who gives you spiritual oversight? + What do they want you to teach? + Are they willing to look over the curriculum/help find and screen teachers? + etc. 	<ul style="list-style-type: none"> + What is your budget? + Who will prepare the curriculum? + How much time do they have? + Is there anyone willing/able to oversee the start up and implementation of a new curriculum?

Customizing the Curriculum: Build-Your-Own-Curriculum Sandwich

			<p>You've thought about who you are, what you need, what you can do, and what you can should do. Now it's time to customize your own curriculum version. We like to think of this process as similar to creating your favorite sandwich. Start with what you know has to be there, then add in extras until you get just what you want. You might be a "meat-only" sandwich, needing only the very basics of the curriculum. Or, you want "the works"--the whole curriculum, just as it is written. Many people use something in between. The important thing is to keep in mind the specifics of your teachers; your children; your time constraints; and, your ministry situation. Then build your own version of Deep Down Detectives that works best for you. Bon appetit!</p>		
<p>1. Start with the Meat: Core Curriculum</p> 	<p>Resources:</p> <ul style="list-style-type: none"> • Big Question and Answer • Bible Truth • Bible Verse • Bible Story 	<p>These are the backbone of biblical truth for the curriculum. You really only have to have these. Everything else is extra!</p>			
<p>2. Choose Your Cheese: Response Activities</p> 	<p>Resources:</p> <ul style="list-style-type: none"> • Bible Memory Game • Bible Story Review Game • Music, Movement & Memory • Crafts 	<p>Response activities are second in importance only to the "meat." They are enjoyable, hands-on activities that help the children learn and retain the "meat" of biblical truths.</p>			
<p>3. Add the Lettuce: Intake Activities</p> 	<p>Resources:</p> <ul style="list-style-type: none"> • Free Play • Activity Centers • Unit Songs • Bible Memory Game 	<p>Intake Activities are a nice addition to your curriculum "sandwich", but you don't have to have them. They often help the children settle better in class and prepare them for learning.</p>			
<p>4. Throw on Extra Veggies: Zesty Extras</p> 	<p>Resources:</p> <ul style="list-style-type: none"> • Deep Down Detectives Song • Classroom Rules Chant • The Big Question Box Song • The Bible Song • Let's Pray Song • ACTS Prayer Song 	<p>These are few extras that add zest to the curriculum. The Classroom Rules Song is especially helpful for reminding the children of expected classroom behavior in a fun way.</p>			
<p>5. Spread on Condiments: Transitions</p> 	<p>Resources:</p> <ul style="list-style-type: none"> • The Classroom Song (4 verses) 	<p>Harnessing the transition points in your curriculum can make teaching much easier for your teachers and actually fun for your kids. The Deep Down Detectives curriculum uses music to structure and teach the children through every transition.</p>			
<p>6. Choose Your Bread: Curriculum Presentation Features</p> 	<p>Resources:</p> <ul style="list-style-type: none"> • Big Question Box/Briefcase • Storyboard Flannelgraph Pictures or Story Scenes 	<p>These are resources that are used to present the curriculum to the children. They help keep the children focus and make the learning more visual and interactive.</p>			
<p>7. Prepare It for Carry Out Take Home Resources</p> 	<p>Resources:</p> <ul style="list-style-type: none"> • Coloring Sheet/Take Home Sheet for each lesson • Take Home version of each story 	<p>Take home resources are a great way for parents to know what their children are learning and to provide them with a tool for further discussion.</p>			

Common Customizations: Age Groups

Having considered these questions, put this information to work to build your version of the curriculum.

Here are some ways we have customized the curriculum or seen it customized by others:

CUSTOMIZE BY: Age Group	
2 year olds	<p>GENERAL OBSERVATIONS: You are doing well just to get these children to begin to sit as a group. Build up to this, as they get adjusted to a classroom setting. Set your expectations LOW! Helping the children learn how to be a group prepares them for learning more later and even more being able to join in the church service better. This, by itself, is a job well-done.</p> <p>NUMBER OF LESSONS OF A BIBLE TRUTH USED: All three lessons for sure! Repetition is great for these kids! But, if you go at this rate, you will not get very far through the 69 Bible Truths in a year. Consider using Hide 'n' Seek Kids instead.</p> <p>SUGGESTIONS FOR HOW TO USE THE CURRICULUM:</p> <p>Opening Activity Time:</p> <ul style="list-style-type: none"> • Free play time as they come to class • You can have unit music playing in the background • Use the Classroom Songs to begin to teach them about transitions <p>Opening Circle Time:</p> <ul style="list-style-type: none"> • Use the Big Question Box/Briefcase • Teach them the Big Question • Sing the Big Question Song (short, nursery rhyme version) • Teach them the Bible Truth • Tell them the Bible Verse (maybe sing the song) • Tell the Bible story, using the storyboard • Do not expect these children to be able to do the listening assignment. • End with the ACTS prayer or an even shorter prayer, if attention is lagging. <p>Response Activity Time:</p> <ul style="list-style-type: none"> • Dismiss to free play time. • You can have unit music playing in the background. • Offer the coloring sheet/take home sheet craft after they have played for a while. • You MIGHT be able to weave a few of the discussion questions into your conversations with the children as they play or do their coloring sheet... but don't count on it. It's just fine if they don't! They are only two years old! <p>Closing Circle Time:</p> <ul style="list-style-type: none"> • Use the Classroom Songs to gather them back together. • Ask them the Big Question and Answer, tell them the Bible Truth, and sing the short Big Question Song again. • End with the ACTS prayer or an even shorter prayer, if attention is lagging. <p>Dismissal:</p> <ul style="list-style-type: none"> • Give out the take home version of the Bible Story, the day you start a new Bible Truth. • Give out coloring sheet/take home sheet for the lesson.

Common Customizations: Age Groups

CUSTOMIZE BY: Age Group	
3 year olds	<p>GENERAL OBSERVATIONS: This age group can enjoy much of this curriculum.</p> <p>NUMBER OF LESSONS OF A BIBLE TRUTH USED: All three lessons for sure! Repetition is great for these kids! But, if you go at this rate, you will not get very far through the 69 Bible Truths in a year. Consider using Hide 'n' Seek Kids instead.</p> <p>HOW TO USE THE CURRICULUM: As written, except... the listening questions will be a new concept to this children of this age. This is the new skill you will be working on to give the children. It may take a while to get them used to holding on to a question or two as they listen. You might even want to remind them of the questions as you read the story. (This is another way we help these children prepare to gather with the congregation and be ready to learn from a sermon. And, be careful not to overwhelm them with too many discussion questions. Choose a few and repeat them when playing the games. Add in more as they master the answers to your initial ones.</p>
4-5 year olds OR 2-5 year olds as one class	<p>GENERAL OBSERVATIONS: 4-5 year olds: The concepts of the curriculum were especially created with this age group in mind.</p> <p>2-5 year olds as one class: You are combining children with fairly different developmental abilities. While one teacher is teaching, the other teacher may need to be quietly tending to the 2 year olds as their attention span fades.</p> <p>NUMBER OF LESSONS OF A BIBLE TRUTH USED: These children will do best with 2-3 lessons of the three included with each Bible Truth. We do two concepts per month of Sundays. That 2 lessons from Bible Truth, then 2 lessons from the next Bible Truth. Or, in months with five Sundays, you would choose to do 2 lessons from one Bible Truth and 3 lessons from the next. You will complete the curriculum in about 2 1/2 years at this rate.</p> <p>HOW TO USE THE CURRICULUM: As written. You can introduce the longer, full Big Question Songs, not just the short nursery songs with children.</p> <p>And, for those who have combined 2-5 year olds, having the children do the suggested actions that go with the full, Big Question Songs can be a great chance for the little 2-year-olds to get some wiggles out.</p>

Common Customizations: Age Groups

CUSTOMIZE BY: Age Group

pre-K & K

GENERAL OBSERVATIONS:

The concepts of the curriculum were especially created with this age group in mind.

NUMBER OF LESSONS OF A BIBLE TRUTH USED:

These children will do best with 2 lessons of the three included with each Bible Truth. We do two concepts per month of Sundays. That 2 lessons from Bible Truth, then 2 lessons from the next Bible Truth. Or, in months with five Sundays, you would choose to do 2 lessons from one Bible Truth and 3 lessons from the next. **You will complete the curriculum in about 2 1/2 years at this rate.**

HOW TO USE THE CURRICULUM:

As written. You can introduce the longer, full Big Question Songs, not just the short nursery songs with children.

K-2nd grade

GENERAL OBSERVATIONS:

The concepts of the curriculum can still very good for this age group, but you are bumping up against its outer limits. I would move on to Praise Factory Investigators, if I was using Deep Down Detectives with the preschoolers. However, if this curriculum is being introduced with this age group, it will be great for them.

NUMBER OF LESSONS OF A BIBLE TRUTH USED:

These older children will do best with 1 to 2 lessons of the three included with each Bible Truth. You will probably bore them if you repeat beyond this point.

HOW TO USE THE CURRICULUM:

Definitely introduce the longer, full Big Question Songs, not just the short nursery songs with this group.

I would either do:

two, full lessons per Bible Truth;

OR,

I would do one full lesson per Bible Truth, then use the Opening Activity time of the next session to review the previous session's concepts by playing the Bible Story game/ Bible Verse Review Game/singing the songs). I would then introduce the next Bible Truth concepts in Opening Circle Time.

Common Customizations: Teaching Situations

CUSTOMIZE BY: Teaching Situation	How to Structure the Curriculum
<p>Single Session One, 60-90 minute session on a lesson, in one day, once a week examples: Sunday School, Church Hour, Mid-week programs</p>	<p>As written. If you do not really have 60 minutes of actual teaching time, you will need to choose what not to use. Choose what you think is most important to have in your session, then continue to add in elements until you have filled up your time budget.</p>
<p>Double Session Two 60-90 minute sessions, on the same lesson, in one day, once a week examples: Sunday School PLUS Church Hour OR, Sunday Morning PLUS Sunday Evening OR, Sunday Morning PLUS Wednesday Evening</p>	<p><i>(This is how we use the curriculum here at CHBC)</i></p> <p>First session of the Double:</p> <ul style="list-style-type: none"> • Use Opening Activity • Opening Circle Time • And choose an activity • Fill in extra time with free play activities <p>snack and potty break</p> <p>Second session of the Double:</p> <ul style="list-style-type: none"> • Review Opening Circle Time • Choose another activity • Fill in extra time with free play activities
<p>Daycare/Schools Bible Class</p>	<p>Schools vary in how many days they teach Bible. Some will have a daily Bible class. Others, will have it only certain days.</p> <p>Here's a suggestion for one Bible Truth a week, 5 days a week Bible class for preschoolers:</p> <p>Typically, each session you will be:</p> <ul style="list-style-type: none"> • Reminding the children of the Big Question and Bible verse; • Telling them the Bible story (or asking them questions to review it); • Singing the songs; and, • Following up with a response activity. <p>There are three lessons in each Bible Truth, with a listening assignment for each lesson. each with a coloring page, and three games; plus, three extra crafts.</p> <ul style="list-style-type: none"> • That makes 12 activities, plus the three extra crafts. Plenty for a week of Bible classes for little preschoolers. • You could read the story on Monday, Wednesday and Friday, using a different listening activity each time. Use the coloring sheet corresponds to the listening activity on those days. • Then, the other two days of the week, use the games to review what they have learned. <p>With 16 units of 67 Bible truths, this gives you about two academic years of curriculum.</p>
<p>Camps, VBS and Short-term Missions Trips</p>	<p>Since camps, VBS and mission trips usually involve both preschoolers and elementary school children, you will do best use two or three of the Praise Factory family of curriculum to meet everyone's needs. At the end of this introduction section, we provide suggested schedules for these ministry situations. We also have included how the Bible Truths across all three curriculums line up so you can coordinate the truths you are teaching across all of the age groups/curriculums.</p>

Maiden Voyage: Testing Out the Curriculum

Making a Test Run

At last it's time to try out the curriculum on your kids. As mentioned before, our favorite way to try out a new curriculum is with a smaller group of children (of the more-likely-to-be-well-behaved variety), when there is an opportunity to do so. This gives the curriculum its best test-run. Ideally, you want to give any curriculum a few sessions trial period. New curriculum is new curriculum. Teachers will be getting used to it as will the kids.

You may choose to dive in the deep end and introduce the whole curriculum to the children at once. As you introduce the curriculum to your children, also remember that everything will be new to them at first. New ideas and structures use up a lot more attention and energy than when they are familiar and routine...and it takes time for them to become routine. Be patient! Expect this!

Or, you may take the gradual approach, deciding on lesson elements to introduce gradually, then adding more in as you go. Think about the routine the children are used to in your classroom already. What works? What doesn't work? Slot Deep Down Detectives resources into the parts of your current framework that work best with your children, then gradually build from there.

For example, you might want to start with just the Bible story and Bible verse the first lesson, adding other elements the second lesson, and so on. Also, realize that the children will be doing a lot more watching and a lot less direct participation at first as they are learning the routine.

Give yourself and the children a few lessons to settle into the routine before deciding what is the right amount of activities to include each week. As the children get used to the lesson routine, you will find the children have more attention and energy to devote to the learning activities.

Evaluate and Adjust It

As you test-run the curriculum, you will probably want to evaluate and make changes. Reflect on how the teaching session goes, after each of your test runs and make any necessary changes. As you get closer to a good fit, add in more conditions like the typical classroom--such as your crazier kids, etc.. See how the curriculum works with these new elements. Make more changes until you feel good about your fit.

The Real Launch: Implementing the Curriculum in Your Situation

Sign Post It	Once you have figured out what works best for your children and those teaching the curriculum, put sign posts in place in the classroom. If you found that certain activities work better in a certain part of the room (such as games or craft time), put up a sign on the wall near that area indicating that. Or, put down a rug where you want to have Circle Time.
Choose and Train Your Load-Bearers	<p>If the curriculum follows a set time schedule, display the schedule on the wall in large print so a teacher can with just a glance know what he/she should be doing.</p> <p>Signpost where you store your curriculum resources (games, curriculum, music, craft supplies, etc), too, so that even the newest teacher can easily find what he/she needs.</p> <p>Once you feel that you have adjusted the curriculum to a good fit for teacher and children, begin to train others in how to teach it, too. Ideally, this starts as a mentoring experience between you and another teacher (preferably two). You are looking for people who are willing to learn the curriculum inside-out until they can teach it well themselves and can later train others in it, too. I call these teachers, "load-bearers," because they will share the weight of implementing the new curriculum.</p> <p>First, have your load-bearers come observe you as you teach the curriculum. Have them read the introductory materials and the curriculum lesson plan before they observe. After class, de-brief with them about the session. Have them continue to come for a number of session, gradually handing over the teaching responsibilities until they are comfortable and confident.</p>
Bring the Parents Up to Speed	Make sure to include parents in your launch! Communicate with them about the change in curriculum that is happening. Hold a meeting. Send out an email. Hand out the Deep Down Detectives flyer (pgs. 7-8, Core Curriculum books). Ask them to parents. Invite their feedback. Make them your partners, after all, it is them and their kids you hope to help.
Add Others	With your load-bearers in place and confident in the curriculum, you can now begin to look for more potential teachers to be trained. The load-bearers will then follow the same steps as you took with them: having them observe, then gradually take teaching responsibilities, de-briefing after each session. Continue until they are confident.
Want to See More?	<p>Three times a year (the third Saturday/Sunday of March, May and September), we hold a free lunch, learn-and-look workshop and observation time here at Capitol Hill Baptist Church in Washington, D.C.</p> <p>On Saturday, we gather for lunch and talk philosophy; child protection policy; encouraging parents; recruiting teachers; dealing with discipline issues; etc; and, of course, curriculum. After finishing up our group session, we are happy to talk to individual churches about their particular situations.</p> <p>Then on Sunday, we offer an opportunity to see Deep Down Detectives and the other Praise Factory curriculum in action in our classes. This can be a great way to help others understand and get excited about the curriculum.</p> <p>The registration form for these workshops can be found on the Praise Factory website.</p>

Protect Your Investment: Tips on Storing the Curriculum for Future Use

This is a curriculum that keeps on giving year after year. Everything is re-used. If you do a good job storing the curriculum, it will serve your church well and at little cost for many years.

Here are two ideas to help you:

Idea #1: If you are teaching only a small group of children:




Then, store all of these resources together in a magazine file



Protect Your Investment: Tips on Storing the Curriculum for Future Use

Idea #2: If you are teaching a large group of children (like we do at CHBC), you may want to have a separate envelope for each resource type.

Copies of Unit Lesson Plan, and Story with Listening Assignments



CDs, Song Track Lists, Lyrics & Sheet Music



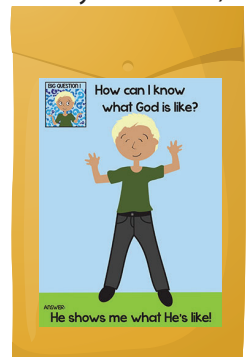
Bible Story Pictures, Pictures Key and Placement Guide



Discussion Sheet



Visual aids, (except for Bible Storyboard Pics)



Craft/Take Home Sheet 1



Craft/Take Home Sheet 2



Craft/Take Home Sheet 3



Extra Craft 1



Extra Craft 2



Extra Craft 3

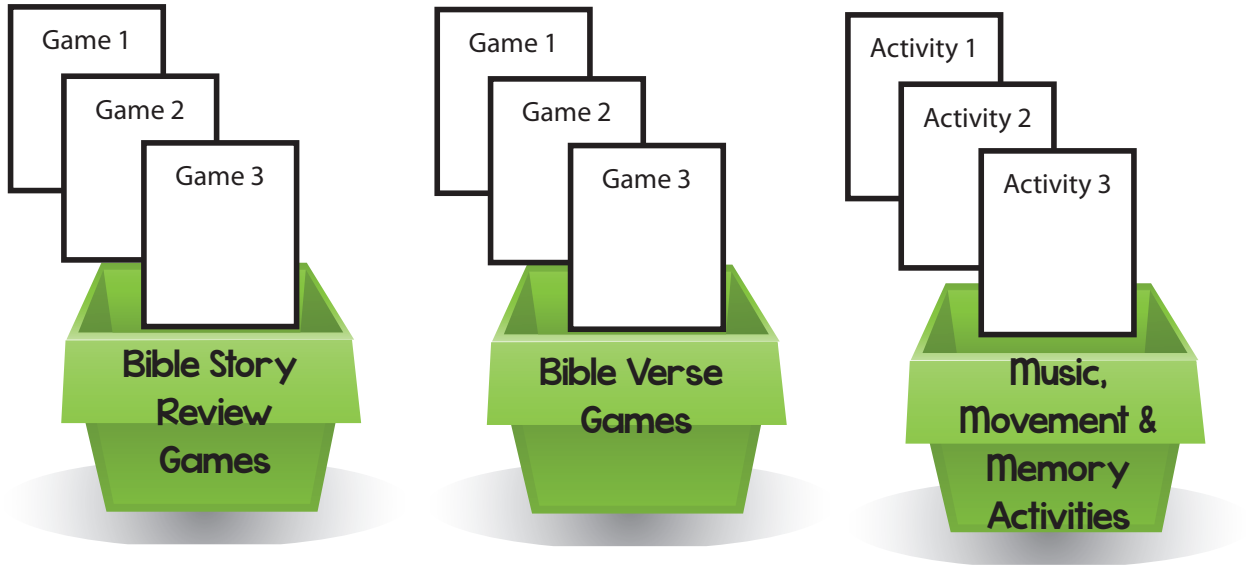


Then, store all of these
resources together in a
magazine file



Protect Your Investment: Tips on Storing the Curriculum for Future Use

Store your games in separate ziploc bags and put them in bins.:



Master Supplies List for All Deep Down Detectives Games

Deep Down Detectives uses many games. The good news is, they are simply made and they are re-used throughout the whole curriculum. Make sure you save the games you make and it will save you a lot of time later.

This is the full list of the games and the supplies needed in the Deep Down Detectives Curriculum. While you only need to make whatever games you choose to use with each lesson, **I strongly recommend that you make all the games before you start using the curriculum.** Get the prep work over with at the beginning and coast your way through years of enjoyment! Store them in ziploc bags or baskets and pull them out when needed. So simple!

THIS LIST IS ALSO INCLUDED IN APPENDIX B: GAMES

Bible Verse Games

Lily Pad Jump

- Cube-shaped cardboard box,
- paper,
- glue,
- marker

Animal Cube

- Cube-shaped cardboard box,
- paper,
- glue,
- marker

Simon Says How

- Cube-shaped Cardboard box
- Paper, glue, and a marker

Bean Bag Catch

- 1 bean bag per every 2 children (or every child)
- NOTE: Can also fill socks with beans and tie open end to make beanbags.

Slap, Clap and Stack

- 10 or 12 Blocks or other stackable objects

Freeze 'n' Say

- Music and CD/Tape player

Fill 'er Up

- 1 bean bag per child
- NOTE: Can also fill socks with beans and tie open end to make beanbags.
- Cardboard box or laundry basket
- Carpet squares, 1 per child

Loud and Soft, Big and Little

- none

Bible Verse Games

Roll 'n' Toss

- Cube-shaped Cardboard box
- Paper, glue, and a marker
- 1 bouncy ball per 2 children

Duck, Duck, Goose

- none

Deep Down Detective Mission Madness Practice

- Detective Gear, such as a trench coat, sunglasses, and a hat

Block Clapping

- 2 wooden blocks per child, preferably about 3"x 2", as found in many children's block sets

Meet, Greet, and Keep It Up

- 16 oz cups, 1 per child (with some extras)
- 2 pieces of rope as long as a line of children
- Masking tape

Master Supplies List for All Deep Down Detectives Games, continued

Music, Movement & Memory

Thumping Drums

- 1 Oatmeal container/coffee can with lid per drum
- Tape
- Popcorn, rice, beans, etc.
- Wooden spoons, dowels, unsharpened pencils, if desired, for mallets

Say, Spring Up and Shout

- Bean bags, one per child

Freeze Frame

- Some kind of fun hat or clothing for the leader to wear

Egg Shakers

- Empty Easter eggs
- Rice, beans, buttons, pennies, popcorn, beads, small nails or bolts, etc.
- Glue and glue gun OR strong packing tape

Jingle Bell Hands

- 1 6" piece of sturdy string
- 4 or 5 jingle bells, available in most craft shops

Sing, Dance, and Fall Down

- Optional: Bean bags, one per child

Big Voice, Little Voice

- none

Bottle Shakers

- 1 empty 16 oz. soda bottle per shaker
- Rice, beans, buttons, pennies, popcorn, beads, small nails or bolts, etc.
- Glue and glue gun OR strong packing tape

March 'n' Say

- Optional: A fun hat for the leader of the march, or for everyone in the march

Clap, Tap and Say

- none

Lullabies, Bells and Lions

- Bell

Music, Movement & Memory

Musical Squares

- Carpet Squares, enough for all of the children (or chairs)

Block Clappers

- 2 wooden blocks per child, preferably about 3"x 2", as found in many children's block sets

Master Supplies List for All Deep Down Detectives Games, continued

Story Review Games

Going Fishing

- One long wooden dowel, yardstick, etc. per fishing pole
- Yarn
- Paper clip per fishing pole
- Rope
- Two chairs
- Blanket
- Box/bucket/container
- Bucket

Pony Express

- Small manila envelopes, one per flannel graph figure
- Kid's small backpack or a tote bag with a strap
- Basket
- Cowboy hat
- Stick horse or a broom

Fix Up the Mix Up

- None

Can You Remember?

- Index cards

Deep Down Detectives Clue Hunt

- Variety of interesting items that have one or more places to hide a storyboard picture
- Detective Hat
- 4 False Clues (included on the next page)
- CD Player and Deep Down Detectives Theme Song

Clothespin Line Up and Drop

- Rope
- Clothespins, the hinged type
- Shoe box
- Tape

Who's in the Basket?

- Blanket
- Basket

Run to the Grocery Store

- Grocery bag or kid's grocery cart
- Empty food cartons

Story Review Games

Treasure Hunt

- 10 small lidded plastic containers or boxes (like from a jewelry store) or wooden, hinged boxes from a craft store
- Various decorating supplies, such as fake craft jewels, glitter, glitter glue, foil paper, gold spray paint
- glue

Take Me Through the Tunnel

- Chairs or Table
- Sheet or blanket
- Box

Missing in Action

- None

Who's Inside?

- 10 different containers with lids

Look Who's Coming Down the Tracks

- Two shoe boxes
- 6' or so of rope
- Optional: Engineer's hat

VBS, Camps and other Programs

Programs like camps, VBS and short-term missions Children's Ministry usually involve such a wide, age-range of children that it's best to use two or three curriculums, instead of just one, to meet everyone's learning level. This is easy to do with the Praise Factory family of curriculum, since you are using the same, sixteen Big Question Units in all three curriculums.

There are so many ways to do these programs. Here are the most common ones I've heard of:

- One, half day
- One, full day
- One evening
- Friday Night-Saturday
- Five, half days
- Five, full days
- Five evenings in a row
- Five one-day evenings (such as five Wednesday nights in a row)
- Two, five-day weeks in a row

Although these programs take place at many different times, they typically run one of three, standard lengths of time:

- 1 1/2 hour programs
- 2 1/2 hour programs
- 6 hour programs

Here are session suggestions for each of these three lengths of programs:

NOTE: I have put some place holder times in schedules. You change them to your actual times.

1 1/2 Hour Multi- Age Programs

1 1/2 Hour Program (for 2 year olds):

- 9:00 Free Play/Activity Centers
- 9:15 Opening Circle Time (Singing, Big Question, Bible Verse and Bible Story)
- 9:30 Free Play/Activity Centers
- 9:45 Activities: Game, Craft and/or Music
- 10:20 Closing Circle Time
- 10:30 Dismissal

1 1/2 Hour Program (for ages 3-5):

Hide 'n' Seek Kids or Deep Down Detectives Session, as written

1 1/2 Hour Program (for elementary age kids):

Praise Factory Investigators Session, as written

VBS, Camps and other Programs: 1 1/2 Hour Schedule

1 1/2 Hour Program (for 2 year olds): (Hide 'n' Seek Kids or Deep Down Detectives)

- (9:15 – Early Arriver Activity – a few puzzles or paper and crayons on a table)
- 9:30 – Activity Centers
- 9:40 – Clean Up Toys
- 9:45 – Opening Circle Time (Add actions to songs to make this time more active)
- 10:05 – Craft Time (Use one of the Extra Crafts)
- 10:15 – Play with Toys /Check Diapers/Potty Break
- 10:25 – Clean Up Toys
- 10:30 – Memory Verse Time: Music, Movement & Memory; Bible Verse Review Game
- 10:40 – Snack Time
- 10:50 – Closing Time/Take Home Sheet/Coloring Time (Ask them the Closing Time questions as they are coloring at the tables)
- 11:00 – Parents come

1 1/2 Hour Program (for 3-preK 5 year olds): (Hide 'n' Seek Kids or Deep Down Detectives)

- (9:15 – Early Arriver Activity – a few puzzles or paper and crayons on a table)
- 9:30 – Activity Centers
- 9:40 – Clean Up Toys
- 9:45 – Opening Circle Time (Add actions to songs to make this time more active)
- 10:05 – Craft Time (Use one of the Extra Crafts)
- 10:15 – Play with Toys /Check Diapers/Potty Break
- 10:25 – Clean Up Toys
- 10:30 – Memory Verse Time: Music, Movement & Memory; Bible Verse Review Game
- 10:40 – Snack Time
- 10:50 – Closing Time/Take Home Sheet/Coloring Time (Ask them the Closing Time questions as they are coloring at the tables)
- 11:00 – Parents come

1 1/2 Hour Program--elementary school (Praise Factory Investigators)

- 9:00 Opening Large Group Time: Welcome, Singing
- 9:15 Opening Large Group Time: Big Question, Bible Truth, Bible Verse and Bible Story
- 9:45 Small Group Activities (Discussion and Games/Music/Craft Activities) If desired, each small group can prepare their activity for Small Group Presentations in Closing Large Group.
- 10:15 Closing Large Group Time: Small Group Presentations and/or Singing
- 10:30 Dismissal

VBS, Camps and other Programs: 2 1/2 Hour Schedule

2 1/2 Hour Program (for 2 year olds): (Hide 'n' Seek Kids or Deep Down Detectives)

- (8:45 Early Arriver Activity – a few puzzles or paper and crayons on a table)
- 9:00 Activity Centers (first set)
- 9:10 Clean Up Toys
- 9:15 Opening Circle Time (Add actions to songs to make this time more active)
- 9:25 Activity Centers (first set)
- 9:35 Craft Time (Use one of the Extra Crafts)
- 9:45 Play with Toys /Check Diapers/Potty Break 2
- 9:55 Clean Up Toys
- 10:00 Snack Time
- 10:10 Memory Verse Time: Music, Movement & Memory; Bible Verse Review Game
- 10:20 Activity Centers (second set)
- 10:30 Clean Up Toys
- 10:45 Craft Time (one of the extra crafts)
- 10:55 Play with Toys /Check Diapers/Potty Break 2
- 11:00 Clean up Toys
- 11:05 Active Indoor/Outdoor Play
- 11:25 Closing Time Circle Time
- 11: 15 Coloring Time/Take Home Sheet
- 11:30 Parents come

2 1/2 Hour Program (for 3-preK 5 year olds): (Hide 'n' Seek Kids or Deep Down Detectives)

- (8:45 Early Arriver Activity – a few puzzles or paper and crayons on a table)
- 9:00 Activity Centers (first set)
- 9:15 Clean Up Toys
- 9:20 Opening Circle Time (Add actions to songs to make this time more active)
- 9:40 Craft Time (Use one of the Extra Crafts)
- 9:55 Activity Centers (first set)
- 10:10 Clean Up Toys
- 10:15 Potty Break/Wash Hands
- 10:25 Snack Time
- 10:35 Active Indoor/Outdoor Play OR Activity Centers (second set)
- 10:50 Clean Up Toys
- 10:55 Memory Verse Time: Music, Movement & Memory; Bible Verse Review Game
- 11:10 Closing Time Circle Time
- 11:20 Coloring Time/Take Home Sheet
- 11:30 Parents come

2 1/2 Hour Program--elementary school (Praise Factory Investigators)

- 9:00 Opening Large Group Time: Welcome, Singing
- 9:15 Opening Large Group Time: Big Question, Bible Truth, Bible Verse and Bible Story
- 9:45 Small Group Activity 1: Discussion and Craft Activity
- 10:15 Active Outdoor/Indoor Play
- 10:30 Snack (Story-related snack) ACTS and Discussion Time (related to activity they are about to do 10:45 Small Group Activity 2: (Prepare this one for presentation to the rest of the children during Closing Large Group Time, if desired)
- 11:15: Closing Large Group Time: Small Group Presentations and/or Singing
- 11:30 Dismissal

VBS, Camps and other Programs: 6 Hour Schedule

6 Hour (Full Day) Program (for 3-preK 5 year olds): (Hide 'n' Seek Kids or Deep Down Detectives)

Use one Bible Truth and Bible story for the whole day's session. Afternoon provides an opportunity for reinforcement.

Morning Schedule

- 8:45 Early Arriver Activity – a few puzzles or paper and crayons on a table)
- 9:00 Activity Centers (first set)
- 9:15 Clean Up Toys
- 9:20 Opening Circle Time (Add actions to songs to make this time more active)
- 9:50 Active Indoor/Outdoor Play (Playground or organized games)
- 10:30 Potty Break/Wash Hands/Snack Time
- 10:45 Music, Movement & Memory Game and Singing
- 11:00 Craft Time (Use one of the Extra Crafts)
- 11:30 Activity Centers (second set)
- 12:00 - 1:00 Lunch and Play Time/Rest Time

Afternoon Schedule

- 1:00 Bible Story Review & Bible Verse Review (repeat story and storyboard or use games to review)
- 1:20 Craft Time (Use one of the take home sheet coloring activities of the Extra Crafts)
- 1:40 Activity Centers (second set)
- 2:00 Snack and Potty Break
- 2:30 Closing Circle Time Review/Singing
- 2:40 Free play, games, possibility outdoors
- 3:00 Dismissal

6 Hour (Full Day) Program--elementary school (Praise Factory Investigators)

Use two stories from same Bible Truth: one in the morning, one in the afternoon.

- 8:45 Greet children and parents as they arrive
- 9:00 Small Group Time: Introduce Big Question, Bible Truth, Bible Verse, etc.
- 9:15 Large Group Singing and Bible Story
- 9:45 Small Group Activity 1: Bible Truth Game
- 10:15 Small Group Activity 2: Craft
- 10:45 Snack and ACTS Prayer Time
- 11:00 Outdoor Fun - Active Game 1
- 12:00 Lunch and Free Play Time

Afternoon Schedule

- 1:00 Large Group Singing and Second Story (Other Bible Story or Story of the Saints)
- 1:30 Small Group Activity 1: Presentation Activity (Choose a different activity for each small group to work on during this time. They will present it to the rest of the children at the end of the session, if desired.)
- 2:15 Snack Time
- 2:30 Closing Large Group Time: Small Group Presentations and/or Singing
- 3:00 Dismissal

VBS, Camps and other Programs: Choosing Curriculum

You've figured out how many sessions your program will run and how long each session will last. Next, you need to figure out which curriculum you want to use. We suggest using Hide 'n' Seek Kids and/or Deep Down Detectives with your pre-schoolers and Praise Factory Investigators for your elementary school kids.

Find a unit you want to become the theme of your VBS. Choose the Bible Truths you want to teach. The charts of the following pages should help you see how the Bible Truths match up in the three curriculums. You've got tons of resources within each concept to fill up your schedule.

Here's a reminder of what you have in each:

Each Hide 'n' Seek Kids unit has:

- There is just one Bible Story and one Bible verse per unit.
 - There are 5 lessons of curriculum in each unit.
 - There is tons of music.
 - The activities in each of the 5 lessons include:
 - 1 Bible Story Review Game
 - 1 Bible Verse Game
 - 1 Music, Movement & Memory Activity (especially good for Bible Memory)
 - 1 Coloring Sheet/Take Home Sheet
- There are also 3 extra crafts
-

Each Deep Down Detective unit has:

- There are multiple Bible truths within each unit.
 - There are three lessons of curriculum, per Bible Truth, within each unit.
 - There is one Bible story for each Bible Truth.
 - There are 3 lessons of curriculum for each Bible Truth.
 - There is tons of music
 - The activities in each of the 3 lessons include:
 - 1 Bible Story Review Game
 - 1 Bible Verse Game
 - 1 Music, Movement & Memory Activity (especially good for Bible Memory)
 - 1 Coloring Sheet/Take Home Sheet
- There are also 3 extra crafts
-

Each Praise Factory Investigators unit has:

- Multiple Bible truths within it.
- There are three lessons of curriculum, per Bible Truth
- There are 3 stories for each Bible Truth: 1 Old Testament, 1 New Testament, and one Church History/missions.
- There are 3 lessons of curriculum for each Bible Truth--one for each of the three stories.
- There is tons of music.
- Each of the 3 lessons includes:
 - 1 Bible Story Review Game with Discussion Questions
 - 1 Bible Verse Game with Discussion Questions
 - 1 Bible Truth Game with Discussion Questions
 - 1 Craft with Discussion Questions
 - 1 Bible Verse Game with Discussion Questions
 - 1 Bible Verse Song with Discussion Questions, Sign Language and Song Game
 - 1 Hymn with Discussion Questions, Sign Language and Song Game
 - 1 Story-related Snack
 - 1 Take home sheet with the key concepts, the story and some discussion questions

Bible Truths that Match Up Across the Curriculums		
Hide 'n' Seek Kids	Deep Down Detectives	Praise Factory Investigators
Unit 1: The God Who Reveals Himself Q: How Can I Know What God Is Like? A: He Shows Me What He's Like!	1. By the Heart He Gave Me to Know and Love Him	1. God Made Our Hearts to Know and Love Him
	2. In Everything I See All Around Me	2. God's Creations Tell Us about Him
	<i>included in DDD Unit 1 Bible Truth 3, below</i>	3. God Spoke to His People through Prophets Long Ago
	3. In the Bible, the Perfect Word of God	4. God Speaks through His Word, the Bible
Unit 2: God's Wonderful Word, the Bible Q: What's So Special about the Bible? A: It Alone Is God's Word!	4. Through His Very Own Son, Jesus Christ	5. God Reveals Himself Most Completely through His Son, Jesus
	1. God Made Sure It Was Written Down Just Right	1. God Inspired Many People to Write Down His Word Perfectly
	2. It Tells Us about God and His Plans	2. God's Word Tells God's Way and Plans for His People, Past, Present and Future
	3. God Uses It to Save His People	3. God Uses His Word to Save His People
Unit 3: The Good News of God, the Gospel Q: What Is the Gospel? A: Salvation through Faith in Jesus Christ!	4. God Uses It to Change His People	4. God Uses His Word to Change His People
	1. God Made Us and We Should Obey Him	1. God Is the Good Creator and King of the World
	2. We Have All Disobeyed God and Deserve His Punishment	2. All Have Rejected God and Deserve His Eternal Punishment
	3. God Sent Jesus to Pay for God's People's Sins	3. God Sent Jesus to Bear the Punishment for Sin
Unit 4: The God Like None Other Q: Can Anybody Tell Me What the LORD Is Like? A: He's Not Like Anyone Else!	4. God Saves All Who Repent of Their Sins and Trust in Jesus as Their Savior	4. God Saves Those Who Repent and Trust in Jesus
	1. He Is a Glorious Spirit	1. The LORD is a Glorious Spirit
	2. He Is the One, True God	2. The LORD is the Only True God
	3. He Is God the Father, Son and Holy Spirit: One God, But Three Persons	3. The LORD Is God the Father, Son and Holy Spirit: One God, But Three Persons
	4. He Is Everywhere, All the Time	4. The LORD Is Everywhere, All the Time
	5. He Knows Everything There Is to Know	5. The LORD Knows Everything There Is to Know
	6. He Is Perfectly Holy, Purely Good	6. The LORD is Holy
	7. He Can Do Anything He Wants to Do	7. The LORD is Omnipotent
	8. He Is Always Faithful, Through and Through	8. The LORD is Faithful
<i>included in DDD Unit 4 Bible Truth 2, above</i>	9. The LORD's Names Tell Us About Him	
Unit 5: God, the Good Creator Q: Can You Tell Me What God Made? A: God Made All Things Good!	1. He Made Everything Good in Heaven and Earth	1. God Created All Things Good in the Beginning
	2. God Made People in a Special Way	2. God Created People Good in the Beginning
	<i>included in DDD Unit 5 Bible Truth 1, above</i>	3. God Created the World to Praise and Glorify Him
	<i>included in DDD Unit 5 Bible Truth 1, above</i>	4. God's Plans For His Creation Are Good and Unfailing
Unit 6: God, the Just and Merciful Q: How Did Bad Things Come into God's Good World? A: Bad Things Came Through Sin!	1. When Adam and Eve Chose to Disobey God	1. Angels and People Rebelled against God in the Beginning
	<i>included in DDD Unit 6 Bible Truth 1, above</i>	2. God Treated the First Sinners with Justice and Mercy
	2. When It Spread to the Whole World	3. All People Are Born Sinful, All People Need God's Mercy
Unit 7: The Law-Giving God Q: What Are God's Laws Like? A: God's Laws Are Perfect!	1. They are Written in the Bible, God's Word	1. God's Laws Are Written in the Bible
	<i>included in DDD Unit 7 Bible Truth 2, below</i>	2. God Created Us Perfect Law Keepers, But We Are All Lawbreakers
	<i>included in DDD Unit 7 Bible Truth 2, below</i>	3. God Gave Us His Laws to Convict Us of Our Sin that We Might Be Saved
	2. They Show Us that We Need God to Save Us	4. Jesus Kept God's Law Perfectly to Save God's People by His Grace
	3. They Tell Us How to Love God and Others	5. The Heart of God's Law is Love

Bible Truths that Match Up Across the Curriculums		
Hide 'n' Seek Kids	Deep Down Detectives	Praise Factory Investigators
Unit 8: The God Who Loves Q: What Is God's Love for His People Like? A: It's More than They Could Ever Deserve!	<i>included in DDD Unit 8, Bible Truth 1, below</i>	1. God Blesses All People with Many Good Gifts
	<i>included in DDD Unit 8, Bible Truth 4, below</i>	2. God Loved His People Before They Loved Him
	1. He Gave His Son, Jesus, to Save Them	3. God Showed the Depths of His Love by Giving His Son to Save His People
	2. He Always Takes Care of Them	4. God Loves His People by Caring for Their Needs
	3. He Uses Their Sadnesses for Good	5. God Uses Everything in His People's Lives for Their Good and His Glory
	4. He Will Never Stop Loving His People	6. God Will Never Stop Loving His People
Unit 9: Jesus Christ, Immanuel, God with Us Q: What Did Jesus Come to Do? A: Jesus Came to Bring Us to God!	1. He Left His Home in Heaven to Save Us	1. Jesus, the Servant King
	2. He Never, Ever Disobeyed God	2. Jesus, the Obedient Son
	3. He Taught about God and Did Amazing Things	3. Jesus, the Amazing Teacher
	<i>included in DDD Unit Bible Truth 3, above</i>	4. Jesus, the Ruler of All Creation
	<i>included in DDD Unit 9, Bible Truth 5, above</i>	5. Jesus, the Lord over Life and Death
	<i>included in DDD Unit 9, Bible Truth 4, below</i>	6. Jesus, the Forgiver of Sins
	<i>included in DDD Unit 9, Bible Truth 2, above</i>	7. Jesus, the Christ, the Son of the Living God
	<i>included in DDD Unit 9, Bible Truth 1</i>	8. Jesus, the Glory of God
	4. He Died on the Cross for God's People's Sins	9. Jesus, the Ransom for Sinners
	5. He Rose from the Dead	10. Jesus, the Conqueror of Death
	<i>included in DDD Unit 9, Bible Truth 5, above</i>	11. Jesus, the Firstborn of the Resurrection
	6. He Went Up to Rule in Heaven	12. Jesus, the Reigning Son in Heaven
Unit 10: The Holy Spirit: The Indwelling God Q: What Does the Holy Spirit Do in God's People? A: He Changes Their Hearts!	1. The Holy Spirit Lives in God's People	1. The Holy Spirit Lives in God's People
	2. The Holy Spirit Gives God's People Courage	2. The Holy Spirit Gives God's People Courage
	3. The Holy Spirit Gives God's People Wisdom	3. The Holy Spirit Gives God's People Wisdom
	4. The Holy Spirit Builds God's Church	4. The Holy Spirit Builds God's Church
Unit 11: The God Who Saves Q: How Can We Be Saved? A: It Is God's Free Gift!	1. When We Tell God Our Sins and Turn Away from Them	1. God Saves Sinners Who Confess Their Sins
	<i>included in DDD Unit 11, Bible Truth 2, below</i>	2. Jesus Is the Only Way to Be Saved
	2. When We Trust in Jesus As Our Own Savior	3. We Must Trust in Jesus as Our Savior
3. When the Holy Spirit Works in Our Hearts	4. The Holy Spirit Changes Our Hearts so We Can Be Saved	
Unit 12: God's People Live for Him Q: How Should God's People Live? A: They Should Live Like Jesus!	1. By Asking God for His Help	1. God's People Grow to Be More Like Jesus
	2. By Loving Him Most of All	2. God's People Love Him with All of Themselves
	3. By Loving Other People As God Has Loved Them	3. God's People Love Others
	4. By Trusting God and Being Happy With What He Wants	4. God's People Trust Him
	<i>included in DDD Unit 12 Bible Truth 8, below</i>	5. God's People Are Good Stewards of His Gifts
	<i>included in DDD Unit 12 Bible Truth 5, below</i>	6. God's People Obey Him
	<i>included in DDD Unit 12 Bible Truth 5, below</i>	7. God's People Do Good Works God Has Prepared for Them
	5. By Learning God's Word and Obeying It	8. God's People Read His Word, the Bible
	<i>included in DDD Unit 12 Bible Truth 2, above</i>	9. God's People Think about Him
	6. By Saying "No" to Disobeying God	10. God's People Say "No" to Temptation
	7. By Telling the Good News of Jesus	11. God's People Tell Others about Him
	<i>included in DDD Unit 12 Bible Truth 4, above</i>	12. God's People Suffer According to His Plan
	<i>included in DDD Unit 12 Bible Truth 4, above</i>	13. God's People Know Heaven Is Their Home
	8. By Making Much of God	14. God's People Delight in His Glory

Bible Truths that Match Up Across the Curriculums		
Hide 'n' Seek Kids	Deep Down Detectives	Praise Factory Investigators
Unit 13: The Sustaining God Q: Why Do God's People Keep Believing in Him? A: It Is God's Sustaining Grace!	1. God, Alone, Sustains God's People	1. God, Alone, Sustains God's People
	2. God the Father Promises to Help His People	2. God the Father Promises to Help His People
	3. Jesus Provides God's People with Everything They Need	3. Jesus Provides God's People with Everything They Need
	4. The Holy Spirit Works in God's People	4. The Holy Spirit Works in God's People
	5. The Word of God Grows God's People	5. The Word of God Grows God's People
	6. God Uses His People to Strengthen and Comfort Each Other	6. God Uses His People to Strengthen and Comfort Each Other
Unit 14: The God Who Delights in Our Prayers Q: How Does God Want Us to Pray? A: Every Night and Day!	1. God Wants Us to Praise Him	1. God Delights in Our Adoration of Him
	2. God Wants Us to Confess Our Sins	2. God Delights in Our Humble Confession of Sin
	3. God Wants Us to Thank Him	3. God Delights in Our Thanksgiving to Him
	4. God Wants Us to Ask Him to Do Great Things	4. God Delights in Our Supplications to Him
	<i>included in DDD Unit 14 Bible Truth 4, above</i>	5. God Always Answers Prayers
	<i>included in DDD Unit 14 Bible Truth 4, above</i>	6. Jesus Is Why God Answers God's People's Prayers
Unit 15: God's People Gather Together Q: Why Do God's People Go to Church? A: To Worship God and Love One Another!	1. By Praising God for Jesus' Win over Death	1. God's People Gather Together for a Special, Weekly Worship Day
	<i>included in DDD Unit 15 Bible Truth 2, below</i>	2. God's People Are Led by Godly Leaders
	2. By Learning from God's Word, the Bible	3. God's People Gather to Hear God's Word
	<i>included in DDD Unit 15 Bible Truth 3, below</i>	4. God's People Are Called the Body of Christ
	3. By Caring for Each Other's Needs	5. God's People Love One Another with a Covenant Love
	<i>included in DDD Unit 15 Bible Truth 3, above</i>	6. God's People Gather to Give
	4. By Telling What God Has Done and Praying	7. God's People Gather for Fellowship
	<i>included in DDD Unit 15 Bible Truth 4, above</i>	8. God's People Invite Others to Gather with Them
	<i>included in DDD Unit 15 Bible Truth 4, above</i>	9. God's People Gather to Pray
	5. By Baptizing People Who Trust in and Live for Jesus	10. God's People Proclaim Their New Life in Christ through Baptism
	6. By Remembering Jesus Died to Save Them	11. God's People Celebrate Christ's Redeeming Sacrifice for Them
Unit 16: Jesus, the Returning King Q: What Will Happen When Jesus Comes Back? A: God Will Make Everything New!	1. Jesus Will Judge All People Fairly	1. King Jesus Will Return to End the World
	<i>included in DDD Unit 16 Bible Truth 1, above</i>	2. King Jesus Will Return When God's Work on Earth is Done
	<i>included in DDD Unit 16 Bible Truth 1, above</i>	3. When King Jesus Returns, God's People Will Be Made Like Him
	<i>included in DDD Unit 16 Bible Truth 1, above</i>	4. King Jesus Will Return to Bring the Wicked to Just and Final Punishment
	<i>included in DDD Unit 16 Bible Truth 1, above</i>	5. King Jesus Will Return to Judge God's People, Too
	<i>included in DDD Unit 16 Bible Truth 2, below</i>	6. King Jesus Will Be United with His Bride, God's People, Forever
	2. God's People Will Live Happily with God Forever	7. King Jesus Will Reign Forever

DEEP DOWN DETECTIVES

**Curriculum Resources
for Unit 2, Bible Truth 1:**



What's So Special about the Bible?

It Alone Is God's Word...

God Made Sure It Was

Written Down Just Right!

Session Prep (especially good for newbies!)

Pray!



Pray for the Holy Spirit to be at work in your and the children's hearts.

Review



If new to the curriculum, look at the **Getting Started with Deep Down Detectives section of the Core Curriculum book.** (p.5) It will be especially helpful to read through the Deep Down Detectives section of **The Praise Factory Tour: Extended Version Book.** This is a visual way to understand what goes on in the classroom. (A pdf of the book is found in the samples section on the website.)

Look through and Learn the Lesson



Read over **lesson plan.** Practice any **songs or action rhymes** you are using. Choose/make up motions to go with these. Choose less with younger children and more with older preschoolers. **Practice the lesson with the visual aids** and using the Big Question Box/Briefcase.

Read and Rehearse the Bible Story with Pictures



Read the Bible story from the Bible. Read the curriculum version. Practice telling it with the storyboard pictures. (If you have not previously laminated the story pictures, do that now.) Or, rehearse it from the Simple Story Scenes, if you are using those.

Let There Be Music



Download the music and listen to the songs. Choose which of the songs you will use with the children. If using live musicians, make sure they have the sheet music (Appendix A, Core Curriculum book).

Put the Props in Place



1. Prepare your Visual Aids. Put the Big Question, Unit Bible Truths, Bible Truth, Bible Verse, and Listening Assignment signs, as well as the Bible Story script in one side of the Bible folder.
2. Get out your storyboard. If using Simple Story Scenes, put these in your Bible Folder. Or, if using the individual storyboard figures, put all background pictures in place (they have a BG by the number). Put the rest of the storyboard pictures (these have a SB by the number) in order of use in the other side of the Bible folder.
3. Put the DDD Bible Folder as well as the Big Question sign in the Big Question Box/Briefcase and shut it. If your box/briefcase has locks and you want to use the unlocking the box as part of your session, lock it now....but make sure you have the key or know the code first.
4. Prepare the music CD or sheet music or mp3 device for use in your session.

Set Out Free Play Activities



Choose and set up free time activities you will use with the children. Choose a variety of different activities that will be enjoyed by different types of children. Rotate the activities you provide to keep them interesting and fresh to your children. (Suggestions in Appendix D, Core Curriculum books.)

Prepare Any Activities



Choose which (if any) of the Bible Truth games and crafts activities you want to use in the session. Bear in mind your time frame as well as the developmental abilities and attention span of your children as you decide which/how many to prepare. **Look over the Discussion Sheet** and choose a few questions you might use to spark discussion with the children as they do their activities (especially good for ages 3's+). Pray for God to give you opportunities to talk about these things with the children.

Let Them Take It with Them



Make copies of the craft/take home sheets, if you are not already using them as one of your activities. You may also want to make copies of the story (see take-home version of each story included in Appendix C with the other take home resources) to have for parents to use with their children at home. There's a link on each craft/take home sheet to the story, if you don't make hard copies.

Store It



After your session is over, collect the resources and store them for future use. This curriculum can be used over and over for years to come.

Unit 2: God's Wonderful Word, the Bible

UNIT OVERVIEW

There are millions of books in the world, but none is like the Bible. It alone is God's perfect Word! God made sure it was written down just right. It tells us everything we need to know God and to live for Him. It is powerful to do everything God wants it to do. Everything else in this world may come and go, but God's Word will last forever. It will always prove true.

In this unit we will learn four truths about God's wonderful word, the Bible.

UNIT BIBLE VERSE: Psalm 18:30,46

"This God--His ways are perfect. The word of the LORD proves true. The Lord lives, and blessed be my rock, and exalted be the God of my salvation."

BIG QUESTION UNDER INVESTIGATION: What's So Special about the Bible?

ANSWER: It Alone Is God's Word...

OPTIONAL Big Question 2 INTRODUCTION LESSON (Use Hide 'n' Seek Kids Unit 2 Material)

Story: The Case of the Women's Best Gift *1 Timothy*

Bible Verse: Psalm 18:30,46

➔ BIBLE TRUTH 1: God Made Sure It Was Written Down Just Right (3 Lessons Available)

Story: The Case of the Words that Were Always Right

Exodus 24; Deuteronomy 5,31; 2 Timothy 3:16

Bible Verse: 2 Timothy 3:16-17

BIBLE TRUTH 2: It Tells Us about God and His Plans (3 Lessons Available)

Story: The Case of the New King *Acts 14*

Bible Verse: Matthew 2

BIBLE TRUTH 3: God Uses It to Save His People (3 Lessons Available)

Story: The Case of the Fishermen Who Followed

Matthew 4:18-22; 27-28; Mark 1:16-20; Luke 5:1-11; John 20:30-31; 21:24-25

Bible Verse: 1 Peter 1:23

BIBLE TRUTH 4: God Uses It to Change His People (3 Lessons Available)

Story: The Case of the Marvelous Mess *Acts 19; Ephesians*

Bible Verse: Psalm 119:97-98

Deep Down Detectives ESV Songs 2 Track Numbers

This is a listing of all songs mentioned in the unit curriculum. You may or may not choose to use all of the songs. They are listed in easy-reference order--NOT in the order used in the curriculum.

You may choose to simply burn a CD/load them onto an mp3 device in this order. Or, you may want to do what we do: choose the songs we want to use and create a play list of them in that order. Then, we burn a CD/upload the play list onto an mp3 device. A teacher only has to click forward to the next song, instead of hunting for the right track. The track number have been included as part of the title. Work deep into each song, so teachers will still have a reference to the track number listed in the curriculum (same as those listed below), even if you change the order on your customized play list.

SONGS USED EVERY UNIT OF THE CURRICULUM

- 1 The Classroom Song v.1
- 2 The Classroom Song v.2
- 3 The Classroom Song v.3
- 4 The Classroom Song v.4
- 5 Deep Down Detectives Theme Song
- 6 The Classroom Rules Song
- 7 Let's Pray Song
- 8 The Big Question Box Song
- 9 The Bible Chant Song
- 10 ACTS Prayer Song (Short Version)
- 11 ACTS Prayer Song (Full Version)

Why the Extra Songs?

Deep Down Detectives is a curriculum used by a wide age-span of kids. Sometimes one of the other songs is a better fit for your kids. Or, you may simply want to teach them more songs on the same Bible Truth. Use as many or as few as you want.

UNIT 2: GOD'S WONDERFUL WORD, THE BIBLE

- 12 Big Q & A 2 Song
- 13 Big Question 2 Song: What's So Special About God's Word?
- 14 Big Question 2 Bible Verse Song: Proves True Psalm 18:30,46, ESV
- 15 *Extra Big Question 2 Bible Verse Song: His Way Is Perfect Psalm 18:30, ESV*
- 16 *Extra Big Question 2 Bible Verse Song: This God, His Way Is Perfect Psalm 18:30,46, ESV*
- 17 *Extra Big Question 2 Bible Verse Song: The Word of the Lord 1 Peter 1:24,25, ESV*
- 18 Big Question 2 Hymn: How Precious Is the Book Divine, v.1
- 19 Big Question 2 Praise Song: The Best Book to Read Is the Bible

What's So Special about the Bible? It Alone Is God's Word...

Bible Truth 1: God Made Sure It Was Written Down Just Right

- 20 Bible Verse: All Scripture Is Breathed Out by God 2 Timothy 3:16-17, ESV

Bible Truth 2: It Tells Us about God and His Plans

- 21 Bible Verse: I Am God and There Is No Other Isaiah 46:9-11, ESV
- 22 *Extra Bible Verse: As the Rain Isaiah 55:10,11 ESV*
- 23 *Extra Bible Verse: For I Know the Plans Jeremiah 29:11,12 ESV*
- 24 *Extra Bible Verse: Even to Your Old Age Isaiah 46:4,10,11 ESV*
- 25 *Extra Song: God's One, Big Plan*

Bible Truth 3: God Uses It to Save His People

- 26 Bible Verse: For You Have Been Born Again 1 Peter 1:23, ESV

Bible Truth 4: God Uses It to Change His People

- 27 Bible Verse: O, How I Love Your Law Psalm 119:97-98, ESV
- 28 *Extra Bible Verse: For Whatever Was Written Romans 15:4, ESV*

Big Question 2, Bible Truth 1 Overview: Key Concepts

p.1

Unit 2: God's Wonderful Word, the Bible

Unit Big Question (and Answer): "What's so special about the Bible? It alone is God's Word!"

Unit Bible Verse: "This God--His ways are perfect. The word of the LORD proves true. The Lord lives, and blessed be my rock, and exalted be the God of my salvation." Psalm 18:30,46

Bible Truth 1 Concept: God Made Sure It Was Written Down Just Right

The Bible looks like one, big, thick book; but, it's really sixty-six books, all put together. Many people, over many years, wrote down these books. Some wrote down songs to God. Others wrote down His laws. Some wrote down God's promises and warnings. Others wrote down stories of the great things that God has done for His people; and, how He sent Jesus to save them.

But why do we call the Bible "God's Word", if all these people really wrote down the words? Because God did something very special inside each of those people as they wrote down those words. God's Holy Spirit worked inside of them so that their words weren't just their own words; they were God's perfect words, too. Isn't that amazing? There really is no other book like the Bible, is there?

Bible Truth 1 Bible Verse: 2 Timothy 3:16-17, ESV

"All Scripture is breathed out by God and profitable for teaching, for reproof, for correction, and for training in righteousness, that the man of God may be complete, equipped for every good work."

Learn a Little: "All Scripture is breathed out by God."

Meaning

Scripture is another word for the Bible. What does it mean for the Bible to be God-breathed? It does NOT mean that God really breathed air out onto the pages of the Bible. It means that God's Holy Spirit was there, working inside of each person as they wrote it to down. He made sure that it was written exactly as He wanted it to be. Every single bit of the Bible is useful to anyone who wants to be a man (or woman/boy or girl) of God. God can use it to teach us about Himself and how He wants us to live. God can use it to change us and help us be who He wants us to be. Ask God to use His Word in your life. He loves to answer this prayer!

Bible Truth 1 ACTS Prayer

- A** We praise you, God, for giving us Your Word, the Bible. We praise You for how Your Holy Spirit worked inside of so many people to write it down just right.
- C** God, You have given us Your Word, but often we don't want to listen to it or obey it. Please forgive us.
- T** Thank You for making sure Your Word was written down just right. Thank You that we can trust it to be true. And thank You for giving it to us, so we can better know You and how You want us to live.
- S** Work deep inside our hearts. Help us to understand Your Word and want to obey it. Help us to turn away from our sins and trust in Jesus as our Savior. In Jesus' name we pray. Amen.

Bible Truth 1 Story**The Case of the Words that Were Always Right**

Exodus 24; Deuteronomy 5,31; 2 Timothy 3:16

Big Question 2, Bible Truth 1 Overview: Key Concepts

p.2

Songs Used in Bible Truth 1

\Big Q & A 2 Song

Big Question 2 Song

Big Question 2 Bible Verse Song: Proves True Psalm 18:30,46, ESV

Extra Big Question 2 Bible Verse Song: His Way Is Perfect Psalm 18:30, ESV

Extra Big Question 2 Bible Verse Song: This God, His Way Is Perfect Psalm 18:30,46, ESV

Extra Big Question 2 (Unit) Bible Verse Song: The Word of the Lord 1 Peter 1:24,25, ESV

Big Question 2 Hymn: How Precious Is the Book Divine, v.1

Big Question 2 Praise Song: The Best Book to Read Is the Bible

Bible Truth 1 Bible Verse Song: All Scripture Is Breathed Out by God 2 Timothy 3:16-17, ESV

1. GETTING STARTED



= follow the stars for a short & simple lesson plan

<p>Intake Activity Ideas</p>	<p>Choose one of these open-ended activities to include children as they join the class:</p>	
<p>Free Play Time <i>suggestions in Appendix D</i></p>	<p>★ Offer your own or some of the easy-to-make, free play activities suggested in Appendix D.</p>	
<p>OR Sing-along Music Time <i>lyrics and sheet music, Appendix A</i></p>	<p>Music from Deep Down Detectives (DDD) ESV Songs 2: Big Q & A 2 Song Big Question 2 Song Big Question 2 (Unit) Bible Verse Song: Proves True Psalm 18:30,46, ESV Extra Big Question 2 (Unit) Bible Verse Song: <i>His Way Is Perfect Psalm 18:30, ESV</i> Extra Big Question 2 (Unit) Bible Verse Song: <i>This God, His Way Is Perfect Psalm 18:30,46, ESV</i> Extra Big Question 2 (Unit) Bible Verse Song: <i>The Word of the Lord 1 Peter 1:24,25, ESV</i> Big Question 2 Hymn: How Precious Is the Book Divine, v.1 Big Question 2 Praise Song: The Best Book to Read Is the Bible Bible Truth 1 Bible Verse Song: All Scripture Is Breathed Out by God 2 Timothy 3:16-17, ESV</p>	<p><i>DDD ESV Songs 2, track 12</i> <i>DDD ESV Songs 2, track 13</i> <i>DDD ESV Songs 2, track 14</i> <i>DDD ESV Songs 2, track 15</i> <i>DDD ESV Songs 2, track 16</i> <i>DDD ESV Songs 2, track 17</i> <i>DDD ESV Songs 2, track 18</i> <i>DDD ESV Songs 2, track 19</i> <i>DDD ESV Songs 2, track 20</i></p> <p><i>Add more fun to Sing-along Music Time by adding a Music, Movement & Memory Activity. These activities are listed on p.10 of this lesson plan with the Response Activities. Instructions found in Appendix B.</i></p>
<p>OR Bible Verse Memory Game <i>instructions found in Appendix B</i></p>	<p>Lesson 1 Game: Detective Mission Madness Practice Lesson 2 Game: Duck, Duck, Goose Lesson 3 Game: Slap, Clap and Stack</p> <p><i>These activities are also included on p.10 of this lesson plan with the Response Activities.</i></p>	
<p>2. OPENING CIRCLE TIME (introduce the Bible Truth and tell the related Bible story)</p>		
<p>Gathering the Children <i>lyrics and sheet music, Appendix A</i></p>	<p><i>Sing verse 1 of The Classroom Song to gather the children for Circle Time.</i></p> <p>The Classroom Song, verse 1 <i>DDD ESV Songs 2, track 1</i> Let's gather together to worship God, Let's gather together to worship God, Let's gather together to worship God, Come gather here with me!</p>	
<p>Welcome to Deep Down Detectives</p>	<p>★ "Welcome to Deep Down Detectives. We're so glad you've joined us! Detectives are people who look for answers to questions. In Deep Down Detectives, we look for answers to big questions about God. We dig deep down in the truths of God's Word to find them."</p>	

2. OPENING CIRCLE TIME, continued

★ = follow the stars for a short & simple lesson plan

<p>Deep Down Detectives Theme Song</p> <p><i>Lyrics and sheet music, Appendix A</i></p>	<p>“Let’s sing our Deep Down Detectives Theme Song.”</p> <p>★ Deep Down Detectives Theme Song <i>DDD ESV Songs 2, track 5</i></p> <p>We’re Deep Down Detectives, diggin’ deep in God’s Word, For truths about God and His plans for this world, We’re seeking to love Him, with all of our heart, We’re Deep Down Detectives! Come on! Let’s start!</p>
<p>Classroom Rules Song</p> <p><i>Lyrics and sheet music, Appendix A</i></p>	<p>There are two very important things that Deep Down Detectives do together: we worship God and we love one another. Our Classroom Rules Song reminds us how we should act. Let’s sing it.”</p> <p>Classroom Rules Song <i>DDD ESV Songs 2, track 6</i></p> <p>Shh, be quiet while someone is talking, Raise your hand, if you have something to say, Don’t touch your friend, sitting beside you, Obey your teachers, Be kind as you play. These are our classroom rules, These are our classroom rules, They help us worship God and love one another, These are our classroom rules.</p>
<p>Opening Prayer Time</p> <p><i>Lyrics and sheet music, Appendix A</i></p>	<p>“Children, we need God’s help to keep these rules. Let’s ask Him to help us right now. Let’s get ready and pray.”</p> <p>Let’s Pray <i>DDD ESV Songs 2, track 7</i></p> <p>1-2-3! Fold your hands, Bow your head, Close your eyes. Let’s pray! (<i>repeat</i>)</p> <p>“Let’s pray:”</p> <p>★ Opening Prayer</p> <p>Dear Lord, We’re so glad to get to gather together to worship You! Please help us keep the classroom rules. Please help us to love You and learn about You today. In Jesus’ name we pray. Amen.</p>

2. OPENING CIRCLE TIME, continued

★ = follow the stars for a short & simple lesson plan

Reveal the Big Question
Introduce the Big Question Box/Briefcase

lyrics and sheet music, Appendix A

“Detectives INVESTIGATE things. That means they ask questions and look for answers. Deep Down Detectives investigate big questions about God. The Big Question we are investigating today is right inside our Big Question Box/Briefcase.

The Big Question Box Song

DDD ESV Songs 2, track 8

We’ve got a big box,
All closed up and locked,
Filled with the truths of God’s Word.

We’ve got a brief case,
There’s no time to waste,
Come on, kids, let’s open it up!

The Big Question under Investigation

VISUAL AID take out



of BQB

Big Question & Answer Sign, front side

**found in the DDD Unit 2 Visual Aids, ESV Book*

Ok, who would like to open for me and pull out the Big Question?”

Choose a child to open the box/briefcase, take out the Big Question and hand it to you, then hold up the Big Question sign for all the children to see, and say:

★ The Big Question we are investigating today is Big Question Number 2:

What’s So Special about the Bible?

and the Answer is:

It Alone Is God’s Word!

Big Question Meaning

★ There are millions of books in the world, but none is like the Bible. It alone is God’s perfect Word! God made sure it was written down just right. It tells us everything we need to know God and to live for Him. It is powerful to do everything God wants it to do. Everything else in this world may come and go, but God’s Word will last forever. It will always prove true.

Big Question Songs

“Let’s sing our Big Question Song:

Big Q & A 2 Song

★ **Big Q & A 2 Song**

DDD ESV Songs 2, track 12

lyrics and sheet music, Appendix A

(adapted version of “Three Blind Mice”)

What’s so special about the Bible?
It alone is God’s Word!
It alone is God’s Word!
It’s always true,
It can make you wise,
It can work pow’r’ly in your life.
It alone is God’s Word!
It alone is God’s Word!

2. OPENING CIRCLE TIME, continued

★ = follow the stars for a short & simple lesson plan

Learning about the Big Question



Repeat the Big Question and Answer again:

“What’s So Special about the Bible? It Alone Is God’s Word!”

Say: “Hmmm, I wonder what that means... Let’s do our action rhyme/sing our song that explains it.”

Then do the action rhyme /sing song using any of the optional motions suggested, if desired.

Big Question (Action Rhyme) Song

lyrics and sheet music, Appendix A



Big Question 2 Action Rhyme/ Song

DDD ESV Songs 2, track 13

Refrain:

What’s so special about the Bible?
It alone is God’s Word,
What’s so special about the Bible?
It alone is God’s Word.

(POSSIBLE ACTIONS)

hold up a Bible and point to it
Point up to God
hold up a Bible and point to it
Point up to God

There are millions and millions of books
in the world,
But only the Bible is God’s perfect Word,
There are millions and millions of books
in the world,
But only the Bible is God’s perfect Word.

make “book” with your hands by placing your flat palms next to each other like an open book

Verse 1

God’s Word was written down perfectly,
By godly men long ago,
The Holy Spirit worked through them,
Inspiring every word they wrote.

hold up a Bible and point to it
Point up to God

use index of one hand to pretend to write on open palm of the other hand

Verse 2

God’s Word is powerful and living,
It changes us, deep inside,
The Holy Spirit uses it
To make God’s people like Christ.

hold open hands up to God, then bring them down and place on your head

flex arms
touch heart
hold open hands up to God, then bring them down and place over your heart

2. OPENING CIRCLE TIME, continued



= follow the stars for a short & simple lesson plan

Learning the Bible Truth

VISUAL take out

AID



of BQB

VISUAL AID

All the Bible Truths Sign

Knowing that the Bible alone is God's Word is a good beginning, but there's so more to learn. So it's time for us to dig down even deeper for more answers to our Big Question about God. We're going to be learning **FOUR** Bible truths that all tell us more about what makes the Bible so special.

Who would like to hand me the picture with our four Bible truths on it? It's in the Big Question Box/Briefcase? "Choose a child to get it out and hand it to you, then hold it up and show them the pictures of the four truths they will be learning.

Bible Truth Clue

VISUAL take out

AID



of BQB

Bible Truth Clue Sign,

front side

VISUAL AID

After everyone has had a good look, say...

"Ok, now let's look at our Bible Truth Clue sign and see if we can figure out which of these four truths we will be learning about today. Who would like to get it out of the Big Question Briefcase for me?"

Choose a child to open the briefcase, take out the Bible Truth Clue sign and hand it to you. Hold up the front side for the children to see. Cover up the answer, written along the bottom, and say:

**"What's So Special about the Bible?
It Alone Is God's Word...
God made sure it was written down just ???? !**

Hint

We are missing one word. Here's the hint to what the missing word is. It says: "What's the opposite of something being wrong? It rhymes with the word "light."

Can you guess? It's "right".

So the Bible Truth we are learning today is:

(uncover answer from bottom of sign, show it to them and say:)

**"What's So Special about the Bible?
It Alone Is God's Word...
God made sure it was written down just RIGHT !**

Bible Truth Meaning

And here is what this Bible Truth means:

(read the meaning off of the back of the sign, say:)

The Bible looks like one, big, thick book; but, it's really sixty-six books, all put together. Many people, over many years, wrote down these books. Some wrote down songs to God. Others wrote down His laws. Some wrote down God's promises and warnings. Others wrote down stories of the great things that God has done for His people; and, how He sent Jesus to save them.

But why do we call the Bible "God's Word", if all these people really wrote down the words? Because God did something very special inside each of those people as they wrote down those words. God's Holy Spirit worked inside of them so that their words weren't just their own words; they were God's perfect words, too. Isn't that amazing? There really is no other book like the Bible, is there?

2. OPENING CIRCLE TIME, continued

★ = follow the stars for a short & simple lesson plan

Learning the Bible Verse

"And how do I know this is true? God tells me so in His special book, the Bible."

The Bible Chant Song

Say or sing the Bible Chant Song.

lyrics and sheet music, Appendix A

The Bible Chant Song

DDD ESV Songs 2, track 9

The Bible, the Bible,
Let's get out the Bible.
Let's hear what God has to say.
The Bible, the Bible,
God's given us the Bible.
It's His Word for us to learn and obey! Yay!

Bible Verse

DDD 2.1 Bible Verse-front side (in the DDD Bible folder)

"Who would like to get our Bible folder out of the Big Question Briefcase for me?"

VISUAL AID

Place verse in take out



of BQB

DDD Bible Folder

Choose a child to open the briefcase, take out the "Bible" folder and hand it to you. Remove the Bible Verse Picture from the "Bible" folder and hold it up for all the children to see, then say:

2 Timothy 3:16-17 tells us:

★ **2 Timothy 3:16-17**

*found in the DDD Unit 2 Visual Aids, ESV Book

"All Scripture is breathed out by God and profitable for teaching, for reproof, for correction, and for training in righteousness, that the man of God may be complete, equipped for every good work."

Learn a Little: "All Scripture is breathed out by God."

Bible Verse Meaning

★ **What does that mean?**

Scripture is another word for the Bible. What does it mean for the Bible to be God-breathed? It does NOT mean that God really breathed air out onto the pages of the Bible. It means that God's Holy Spirit was there, working inside of each person as they wrote it to down. He made sure that it was written exactly as He wanted it to be. Every single bit of the Bible is useful to anyone who wants to be a man (or woman/boy or girl) of God. God can use it to teach us about Himself and how He wants us to live. God can use it to change us and help us be who He wants us to be. Ask God to use His Word in your life. He loves to answer this prayer!

2. OPENING CIRCLE TIME, continued



= follow the stars for a short & simple lesson plan

**Bible Verse
Song**

*lyrics and sheet music,
Appendix A*

We've said our Bible verse, now let's sing it!





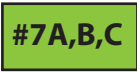


All Scripture Is Breathed Out by God

DDD ESV Songs 2, track 20

All Scripture is breathed out by God and profitable,
All Scripture is breathed out by God and profitable,
For teaching, reproof, correction,
For training in righteousness,
So that the man of God may be complete,
Equipped for every good work.
All Scripture is breathed out by God and profitable,
All Scripture is breathed out by God and profitable,
Second Timothy Three, sixteen and seventeen.

2. OPENING CIRCLE TIME, continued

★ = follow the stars for a short & simple lesson plan

<p>Getting into the Case</p>	<p>"Now it's time to do a bit more deep down investigating. Let's read what Detective Dan wants us to help him figure out. Would someone like to get it out for me?"</p>
<p>Listening Assignments</p> <p>Place in  take out  of BQB</p>	<p>NOTE: Listening assignments are most suitable for ages 3+. Skip straight to the Bible story (see bottom of this page), if working with 2 year olds.</p> <p>"Let's open up our listening assignment and see what we are supposed to figure out today.</p> <p>Choose a child to take out the Listening Assignment (from the DDD Bible Folder) and hand it to you. Read Detective Dan's letter to the children that includes the listening assignment. The listening assignments are summarized below:</p>
<p>VISUAL AID</p> <p></p> <p>DDD Unit 2 Visual Aids, ESV</p>	<p>Detective Dan's Lesson #1 Listening Assignment:</p> <p>I need to find out:</p> <ol style="list-style-type: none"> 1. Whose words were always right? 2. What's the name of the big book where these words were written down?
<p>VISUAL AID</p> <p></p> <p>DDD Unit 2 Visual Aids, ESV</p>	<p>Detective Dan's Lesson #2 Listening Assignment:</p> <p>Our Bible Verse is 2 Timothy 3:16-17:</p> <p>"All Scripture is breathed out by God and profitable for teaching, for reproof, for correction, and for training in righteousness, that the man of God may be complete, equipped for every good work."</p> <p>I need to find out:</p> <ol style="list-style-type: none"> 1. Scripture is another word for God's Word, the Bible. God-breathed means God made sure what people wrote down were His words. Who did God send to help people write down His words just right? 2. What kinds of things did God have people write down to help us live for Him?
<p>VISUAL AID</p> <p></p> <p>*Listening Assignment #3 includes the Assignment Sheet, plus 4 clue pictures*</p> <p>DDD Unit 2 Visual Aids, ESV</p>	<p>Detective Dan's Lesson #3 Listening Assignment:</p> <p>I found six clues, but only 4 of them are in the story. They are: a rainbow, an island, a man in a pit, a crown, a notebook, and two pieces of stone. Hold up each of them for the children to see as you identify them.</p> <p>I need to figure out:</p> <ol style="list-style-type: none"> 1. Which four belong in our story? 2. Which one did God Himself write on? Who did He use to write down the rest of His words for us?
<p>Tell the Bible Story</p> <p>Place story & pics in  take out  of BQB</p> <p>DDD Unit 2 Visual Aids, ESV</p> <p>Story text included in this book right after this lesson plan and in Visual Aids book</p>	<p>★ Then say, "Ok, Deep Down Detectives! Put on your best listening ears and see if you can hear the answers to Detective Dan's questions. When I finish telling the story, we will see if we can answer all the questions."</p> <p>★ Bible Story: The Case of the Words that Were Always Right <i>Exodus 24; Deuteronomy 5,31;2 Timothy 3:16</i></p> <p><i>Read the Bible Truth story, putting up the Storyboard Pictures/holding up the Story Scenes as you tell it. Then have the children answer the listening assignment, present the gospel and lead in prayer.</i></p> <p>*Answers to questions; the gospel; and, ACTS prayer are included with the story text.*</p>

2. OPENING CIRCLE TIME, continued



= follow the stars for a short & simple lesson plan

<p>Story Response Song(s)</p> <p>Hymn</p> <p><i>lyrics and sheet music, Appendix A</i></p>	<p><i>As attention span and time allow, you might want to end with one of the following songs which also tie in with the unit. If desired, use the Music and Movement activity ideas while singing (listed with the Response Activities).</i></p> <p>How Precious Is the Book Divine <i>DDD ESV Songs 2, track 18</i></p> <p>Verse 1 How precious is the book divine, By inspiration given; Bright as a lamp its doctrines shine, To guide our souls to heaven.</p> <p>Tie-in: "The Bible is precious. It is very special. There is no other book like it in the whole world. It is divine--that means it's from God. It's inspired--that means God's Holy Spirit helped godly people write it down just right. The Bible is such a great gift to us! God tells us about Himself in it. He tells us how He sent Jesus to save us from our sins. He tells us how He wants us to live for Him. He uses it to help us know how we can become His people and go to live with Him forever in heaven one day.</p>
--	---

<p>Praise Song</p> <p><i>lyrics and sheet music, Appendix A</i></p>	<p>Praise Song: The Best Book to Read Is the Bible <i>DDD ESV Songs 2, track 19</i></p> <p>Verse 1 The best book to read is the Bible, The best book to read is the Bible, It alone is God's true Word, With the best news ever heard! Yes! The best book to read is the Bible.</p> <p>Verse 2 The best book to read is the Bible, The best book to read is the Bible, If you read it ev'ry day, God will teach you His ways. Yes! The best book to read is the Bible.</p> <p>Tie-in: "The Bible is the best book to read, because only it alone is God's true word! In it, God tells us about Himself and the good news that He sent Jesus to save us from our sins. In it, He tells us how He wants us to live for Him. How God will bless and change us if we read His book, the Bible, every day!"</p>
--	---






3. TAKING ACTION: Response Activities *(choose from among these activities)*

<p>Transition to Activities</p>	<p>★ Well, Deep Down Detectives, you've done a great job diggin' deep down for answers in the truths of God's Word. Now it's time to enjoy some activities."</p> <p><i>Tell children what activity/s you are providing for them: either free play or some of the response activities listed below. When you are ready to dismiss them, Use this song to help the children to transition in an orderly fashion to their next activity.</i></p> <p>"Children, let's sing our Time to Play Song. When we are finished you may get up and walk over to our next activity."</p>
<p>Classroom Song, verse 2</p> <p><i>lyrics and sheet music, Appendix A</i></p>	<p>Classroom Song, verse 2 <i>DDD ESV Songs 2, track 2</i></p> <p>We've gathered together to worship God, We've gathered together to worship God, And now it's time to play.</p> <p><i>Dismiss the children to whatever activities you have prepared for them to do.</i></p>

Lesson Plan: Big Question 2, Bible Truth 1

use with all THREE lessons

3. TAKING ACTION: Response Activities (choose from among these activities) ★ = short & simple lesson plan

<p>Response Activities</p>	<p>Choose one or more activities appropriate for your children, based on classroom time and developmental needs. Add the Discussion Sheet to any activity for deeper learning. ★</p>
<p>Bible Verse Memory Game</p> <p><i>game directions, Appendix B</i></p>	<p>Though listed with the opening activities, you may choose to use this Bible verse game here instead (or as a repeat).</p> <ul style="list-style-type: none"> Lesson 1 Game: Detective Mission Madness Practice Lesson 2 Game: Duck, Duck, Goose Lesson 3 Game: Slap, Clap and Stack <p><i>Use the Discussion Sheet with this activity for even deeper learning</i> ★</p> <p> Discussion Questions</p>
<p>Music, Movement & Memory Activity</p> <p><i>game directions, Appendix B</i></p>	<p>A music activity that uses the songs from the Bible Truth and Big Question unit.</p> <ul style="list-style-type: none"> DDD Songs for this Bible Truth, plus: Lesson 1 Activity: Musical Squares Lesson 2 Activity: Thumping Drums Lesson 3 Activity: Say, Spring Up and Shout <p><i>Use the Discussion Sheet with this activity for even deeper learning</i> ★</p> <p> Discussion Questions</p>
<p>Bible Story Review Game</p> <p><i>game directions, Appendix B</i></p>	<p>A game that uses the storyboard pictures from the story to review the story.</p> <ul style="list-style-type: none"> Lesson 1 Game: Fix Up the Mix Up Lesson 2 Game: Take Me through the Tunnel Lesson 3 Game: Missing in Action <p><i>Use the Discussion Sheet with this activity for even deeper learning</i> ★</p> <p> Discussion Questions</p>
<p>Coloring Pages/ Take Home Sheets</p> <p><i>in Appendix C</i></p> <p>★</p>	<p>A coloring page related to the lesson assignment question is provided for each lesson. On the back of each are the key concepts, a few questions and a song for parents to use with their children.</p> <p>NOTE: Upgrade your coloring sheet to a more interesting craft by offering simple embellishments, such as jiggly eyes, craft sand, glitter, glitter glue, colored paper dots (made with a hole punch), fabric scraps, etc. Make cut-to-size glued-on clothes, hair, etc for characters by using a copy of the coloring sheet, cutting out the selected portions and making them the patterns for whatever you want to cut out of fabric, paper, foil, etc.</p> <ul style="list-style-type: none"> Lesson 1 Coloring Sheet Emphasis: Bible Truth Lesson 2 Coloring Sheet Emphasis: Bible Verse Lesson 3 Coloring Sheet Emphasis: ACTS Prayer <p><i>Use the Discussion Sheet with this activity for even deeper learning</i> ★</p> <p> Discussion Questions</p>
<p>Extra Crafts: Big Question Craft</p> <p><i>in Appendix C</i></p> <p>Bible Verse Craft</p> <p><i>in Appendix C</i></p> <p>Bible Story Puzzle</p> <p><i>in Appendix C</i></p>	<p>These crafts are slightly more complex than the coloring/take home sheets:</p> <p>The Bible Concept Go-and-Tell Craft is a craft that summarizes the Bible concept and includes the Bible verse. It is included for those desiring more than a coloring sheet. This more complex craft will involve gluing, sticking, etc. Can be used at any time.</p> <p>The Bible Story Coloring Sheet provides a tie in between the Bible story and the Bible truth they are learning.</p> <p>The Storyboard Picture Placement Page has been made into a puzzle that can be cut out and re-assembled by the children. This provides a nice summary of the Bible story.</p> <p><i>Use the Discussion Sheet with these activities for even deeper learning</i> ★</p> <p> Discussion Questions</p>
<p>Free Play Activities ★</p> <p><i>ideas in Appendix D</i></p>	<p>Offer your own or some of the easy-to-make, free play activities suggested in Appendix D.</p>

4. CLOSING CIRCLE TIME *(End-of-session activities for the last 5-10 minutes of class time)*

★ = short & simple lesson plan

<p>Transition to Closing Circle</p> <p>Classroom Song, verse 3</p> <p><i>lyrics and sheet music, Appendix A</i></p>	<p><i>Use this song to help the children to transition in an orderly fashion. Start singing this song and ask the children to gather with you for Closing Circle Time.</i></p> <p>Classroom Song, verse 3 <i>DDD ESV Songs 2, track 3</i></p> <p>It's time to get ready to go and tell, It's time to get ready to go and tell, Come gather here with me.</p>
<p>Closing Circle Time</p> <p>Classroom Song, verse 4</p> <p><i>lyrics and sheet music, Appendix A</i></p>	<p><i>When children are settled in the circle, say:</i></p> <p>"It's almost time for your parents to come pick you up. And do you know what that means? It means.... (draw this out to build anticipation and excitement)...that it's almost time to go home and....it's almost time to...Go and Tell! We have learned some big news about God today. God wants us to take and tell it to the whole world!"</p> <p>Classroom Song, verse 4 <i>DDD ESV Songs 2, track 4</i></p> <p>So what's our big news to go and tell, So what's our big news to go and tell, Can you tell me now?</p>
<p>Big News to Tell</p> <p>Big Question 2</p> <p><i>VISUAL AID</i></p> <p>#1</p> <p><i>*found in the DDD Unit 2 Visual Aids, ESV Book</i></p> <p><i>lyrics and sheet music, Appendix A</i></p> <p>Big Question 2, Bible Truth 1</p> <p><i>VISUAL AID</i></p> <p>#3</p>	<p>"Let's see....there's so much big news to tell! There's so much we've learned!</p> <p>First of all, can you tell me the answer to our Big Question: "What's so special about the Bible?" <i>Hold up the Bible Truth Clue Picture.</i></p> <p>Say the answer with me: "It alone is God's Word!"</p> <p><i>(If desired, you can sing one/both of the Big Question songs.)</i> <i>DDD ESV Songs 2, tracks 12,13</i></p> <p>And what's one way the Bible is special? What did we learn? <i>Point to the picture.</i></p> <p>God made sure that it was written down just right!"</p> <p>"And how do I know this is true? Can you tell me? Say it with me: "The Bible tells me so!" That's right!</p>
<p>Big Question 2 Bible Verse Bible Truth 1</p> <p><i>VISUAL AID</i></p> <p>#4</p> <p><i>*found in the DDD Unit 2 Visual Aids, ESV Book</i></p> <p><i>lyrics and sheet music, Appendix A</i></p>	<p>We learned: 2 Timothy 3:16-17:</p> <p>"All Scripture is breathed out by God and profitable for teaching, for reproof, for correction, and for training in righteousness, that the man of God may be complete, equipped for every good work."</p> <p>Learn a Little: "All Scripture is breathed out by God."</p> <p>Scripture is another word for the Bible. What does it mean for the Bible to be God-breathed? It does NOT mean that God really breathed air out onto the pages of the Bible. It means that God's Holy Spirit was there, working inside of each person as they wrote it to down. He made sure that it was written exactly as He wanted it to be. Every single bit of the Bible is useful to anyone who wants to be a man (or woman/boy or girl) of God. God can use it to teach us about Himself and how He wants us to live. God can use it to change us and help us be who He wants us to be. Ask God to use His Word in your life. He loves to answer this prayer!</p> <p><i>(If desired, you can sing the Bible verse song.)</i> <i>DDD ESV Songs 2, track 20</i></p>

4. CLOSING CIRCLE TIME, continued



= follow the stars for a short & simple lesson plan

<p>Closing ACTS Prayer Time</p> <p>ACTS Prayer Chant</p> <p><i>lyrics and sheet music, Appendix A</i></p>	<p><i>Let's ask God to help us to remember this and even tell others this good news. Let's get ready and pray our ACTS prayer.</i></p> <p><i>And what does ACTS mean? Let's sing/say our ACTS Prayer Chant!</i></p> <p>ACTS Prayer Chant Song <i>DDD ESV Songs 2, tracks 10,11</i></p> <p>A, Adoration: God, we praise You! C, Confession: Forgive us our sins. That's the ACTS prayer, my friend, T, Thanksgiving: Thank You for Jesus, Bow head, Close your eyes, Shhh, S, Supplication: Help us to live like Him. Let's begin!</p>
<p>Closing ACTS Prayer</p>	<p>"Let's pray!"</p> <p><i>Lead the children in the ACTS prayer for this Bible Truth.</i></p> <p>A We praise you, God, for giving us Your Word, the Bible. We praise You for how Your Holy Spirit worked inside of so many people to write it down just right.</p> <p>C God, You have given us Your Word, but often we don't want to listen to it or obey it. Please forgive us.</p> <p>T Thank You for making sure Your Word was written down just right. Thank You that we can trust it to be true. And thank You for giving it to us, so we can better know You and how You want us to live.</p> <p>S Work deep inside our hearts. Help us to understand Your Word and want to obey it. Help us to turn away from our sins and trust in Jesus as our Savior.</p> <p>In Jesus' name we pray. Amen.</p>
<p>5. TAKING IT HOME <i>(Take Home Sheet)</i></p>	
<p>Clean up and Dismissal</p>	<p>★ "Now it's time to work together and clean up." <i>Have the children join you in cleaning up the room.</i></p>
<p>Coloring Pages/ Take Home Sheets</p> <p><i>in Appendix C</i></p>	<p>★ <i>Give out the craft/take home sheet and any other papers from the session, as you dismiss children from class.</i></p> <p><i>(Reminder: The back side of the coloring page is the take home sheet for each lesson.)</i></p>
<p>Bible Story to Take-Home</p> <p><i>in Appendix C</i></p>	<p>You may also want to include a copy of the story along with the take home sheet. (However, each coloring sheet/take home sheet includes a note to parents telling them where they can download the story from the parents' resources section on the website.)</p>

The Case of the Words that Were Always Right*Exodus 24; Deuteronomy 5,31; 2 Timothy 3:16*

of BQB

Story-telling Tips

Ahead of time:

1. Read the Bible verses and story. Pray!
2. Choose story action cues and prepare storyboard figures/Story Scenes, if using. (In Visual Aids book)
3. Practice telling story with the storyboard figures/Story Scenes, timing your presentation. Shorten, if necessary.

During your presentation:

1. Maintain as much eye contact as possible as you tell the story.
2. Put up storyboard figures/add story action cues/hold up Story Scenes as you tell the story. Allow the children to help you put them on the board, if desired.
3. Include the children in your story with a few questions about what they think will happen or words/concepts that might be new to them.
4. Watch the kids for signs that their attention span has been reached. Shorten, if necessary.

INTRODUCTION/ LISTENING ASSIGNMENTS**“Our story is called: The Case of the Words that Were Always Right. Here is your listening assignment... ”***Read from Detective Dan’s Listening Assignment signs, but questions are summarized below:***Detective Dan’s Lesson #1 Listening Assignment:**

I need to find out:

1. **Whose words were always right?**
2. **What’s the name of the big book where these words were written down?**

Detective Dan’s Lesson #2 Listening Assignment:**Our Bible Verse is 2 Timothy 3:16-17:***“All Scripture is breathed out by God and profitable for teaching, for reproof, for correction, and for training in righteousness, that the man of God may be complete, equipped for every good work.”*

I need to find out:

1. **Scripture is another word for God’s Word, the Bible. God-breathed means God made sure what people wrote down were His words. Who did God send to help people write down His words just right?**
2. **What kinds of things did God have people write down to help us live for Him?**

Detective Dan’s Lesson #3 Listening Assignment:

I found six clues, but only 4 of them are in the story.

They are: a rainbow, an island, a man in a pit, a crown, a notebook, and two pieces of stone. Hold up each of them for the children to see as you identify them.

I need to figure out:

1. **Which four belong in our story?**
2. **Which one did God Himself write on? Who did He use to write down the rest of His words for us?**

Read the assignment questions, THEN SAY,*“Ok, Deep Down Detectives! Put on your best listening ears and see if you can hear the answers to Detective Dan’s questions. When I finish telling the story, we will see if we can answer all the questions.”**Read the Bible Truth story, answer questions, present the gospel and lead in prayer.**Listening Assignments answers; the gospel; and, an ACTS prayer are included with the story text at the end.*

The Case of the Words that Were Always Right *Exodus 24; Deuteronomy 5, 31; 2 Timothy 3:16*

Story with lines separating paragraphs (text in bold, optional interaction cues in italics)

High up on a mountaintop, **SOMETHING** was being written down by **SOMEONE**. Well, what's so special about that, you might ask. People write down things every day. Why, even **YOU** may have written down something today.

Ahhh...but, THIS SOMETHING being written down by this **SOMEONE** was very special.

Can you guess what the SOMETHING was that was being written down?

God's Word was the special **SOMETHING** that was being written down. And can you guess **WHO** the **SOMEONE** special was who was writing down God's Word? Was it a man? Was it a woman?

Who do you think was writing down God's Word?

It wasn't a man or a woman. It was the **LORD God, Himself!** He was writing down His Ten, Big Rules (Laws), called the 10 Commandments. And He was **NOT** writing them down on paper like we do, but **INTO** two, big pieces of stone. Isn't that amazing!

Now, when you or I write down something, we use a pencil with an eraser. That's because we make mistakes, or decide to change what we want to say. But not the **LORD!** He never needs an eraser. And He always knows just what He wants to say. He **NEVER, EVER** makes mistakes! So, the **LORD** just carved His Ten, Big Rules (Laws) into those pieces of stone and that was that! It was perfect! Just as perfect as He is! He made sure that it was written down just right.

When God finished writing His Ten, Big Rules (Laws) into stone that day was that the end? Was that all there would be to His Word? No, it was not! That was just the beginning! There was so much more that God planned to put down in writing. How much more? Can you count to sixty-six? That's how much more! The Bible would be big, and thick, and made up of sixty-six books when it was all finished.

Have you seen how many words there are in the Bible? It is a very big and thick book, isn't it?

But that **WAS** the only time that God wrote down His Word, Himself. All the rest of His words in the sixty-six books of the Bible would be written down by people.

Uh oh, **PEOPLE** writing down God's very special Words? That doesn't sound like a good idea. People make mistakes. All kinds of mistakes. Remember? They're the ones who need pencils with erasers! How could **THEY** ever write down God's Word on their own and get it just right? God knew the answer. Do you?

What do you think God would do for these people?

God wouldn't have people write down His Word by themselves. He would give them a Helper-- His very own, Holy Spirit. The Holy Spirit would work powerfully in their hearts and minds. He would make the words they wrote down just right. That's how He made each person's words to be not just their own words, but God's perfect Word, too.

Who were the people God used to write down His Word, the Bible? They were all kinds of people in all kinds of places. Let me tell you about some of them.

Story with lines separating paragraphs (text in bold, optional interaction cues in italics)

Out in the wilderness, God used an old man named Moses to write down His Word. And oh, what a lot of words God gave Moses to write down! Not tens or hundreds of words, but thousands and thousands of words! Here is some of what God had Moses write down:

Moses wrote down all of the hundreds of other good rules (laws) God gave His people to live by.

And, Moses wrote down the story of how God created the world so beautiful and perfect, back in the beginning of time. He told of the perfect closeness that the first people, Adam and Eve, had with God.

Then, Moses wrote down the sad story of how Adam and Eve disobeyed God and how all people after them chose to disobey Him, too. This was how sin came into God's good world, and why we need a Savior.

Moses wrote down the great promise God made to Abraham. The promise to use Abraham's family to bless the whole world with a Savior: the Savior, Jesus.

And, Moses wrote down God's amazing rescue of the people of Israel from their enemies, the Egyptians, and how He made promises with them to be His special people and He to be their God.

All this and more, Moses wrote down. These became the first five books in our Bibles.

Let's say the first five books of the Bible together.

Genesis, Exodus, Leviticus, Numbers and Deuteronomy. Say them with me. That's so many books! That's so many words! And every one was God's Word, written down just right! God's Holy Spirit at work inside of Moses made sure of that.

But Moses wasn't the only person God used to write down His Word. God used a lot more people, in a lot more places, to write down the rest of His Word. Let's hear about some more of them.

David sang songs to God everywhere he went. He sang songs to God as he watched his father's sheep at night under the stars. He sang songs to God as he gathered with God's people to worship God. He even sang songs as he hid from his enemies in a cave, sad and scared. God's Holy Spirit helped David as he sang the songs and as he wrote them down. Now we can read them in the part of the Bible called the Psalms.

Have you heard someone read, "The Lord is my shepherd, I shall not want?" Those are words to a song that David wrote down!

God made David's son, Solomon a very, very wise king. He lived in his beautiful, rich palace. God's Holy Spirit helped him write down God's wise ways for us to live. We can read them in the parts of the Bible we call Proverbs, Song of Solomon and Ecclesiastes.

A man named Jeremiah was thrown into a deep, dark, muddy pit by people who had stopped obeying God. God's Holy Spirit helped him write down God's warnings to these people. He urged them to stop sinning and turn back to Him. We can read what Jeremiah wrote down in the books of the Bible we call Jeremiah and Lamentations.

The people did not stop sinning. Enemies took God's people away from their homes in Judah and across the dry desert to Babylon. They forced them to be their workers. God's people were very sad. But God sent a man named Ezekiel with them, to give them His words of comfort. His Holy Spirit helped Ezekiel write down God's promises to rescue them from their enemies and bring them back home one day. He even promised to send a special new king who would save them. This king would be a man, but He would be God, too. (Can you guess who this would be? It's Jesus!) We can read what Ezekiel wrote down in the Bible book called Ezekiel.

Story with lines separating paragraphs (text in bold, optional interaction cues in italics)

God made sure all Ezekiel wrote down all of His promises just right. Every one of them came true. The LORD did rescue the people from their enemies in Babylon. They did get to go back home.

And best of all, at just the right time, the promised Savior was born.

Jesus, God's Son, was born in Bethlehem. He lived a perfect life, then gave it up on the cross as He suffered and died for the sins of God's people. On the third day, Jesus rose from the dead, showing that He had really beaten sin and death for them. This was such good news!

Everyone needed to hear how they could be saved. So what did God plan to do? He planned for His people to tell this good news; and, He planned to have it written down!

A doctor named Luke heard the good news of Jesus. He turned away from his sins and trusted in Jesus as his Savior. Dr. Luke put down his medicine and picked up his pen! First, he wrote down the amazing things that Jesus did and taught. Then he wrote down what Jesus' followers, the church, did after Jesus rose from the dead and went to heaven.

God's Holy Spirit helped Dr. Luke write down all the stories just right. Everyone needed to know the truth about Jesus that they might believe in Him, too. We can read what Luke wrote down in the two books of the Bible we call Luke and Acts.

Do you ever go to a doctor? Does she or he give you medicine? That's like what Dr. Luke did before he wrote down the stories of Jesus.

A man named Paul hated Jesus and put God's people in jail. But God changed Paul's heart and he believed in Jesus, too. Then people put PAUL in jail for telling others about Jesus!

As Paul sat in jail, the Holy Spirit helped him write words of encouragement to little churches of believers in faraway places. God used Paul to write down more than TEN books of the Bible!

John was one of Jesus' first disciples. He was another man who got in trouble for telling others about Jesus. Enemies sent him to live on an island in the middle of the Mediteranean Sea, so he would stop talking about Jesus. But John didn't stop! The Holy Spirit helped John write to God's people. He even wrote about the wonderful things that will happen when Jesus comes back to earth at the end of time. We can read what John wrote down in the Bible books we call 1,2,3 John and Revelation.

Moses, David, Solomon, Jeremiah, Ezekiel, Dr. Luke, Paul and John. That's just some of the people who God used to write down parts of His Word, the Bible. God used many other, too. And what did God do for all of them? He helped them write down the words just right, by His Holy Spirit.

Yes...in the wilderness, in a muddy pit. In a prison cell, in a faraway country, on an island, and everywhere else, God's Holy Spirit was at work inside each one of those people, helping them write what He wanted them to write down. All sixty-six books! And that's what so special about the Bible. It alone is God's perfect Word—written down just right.

Cracking the Case: (story wrap-up for Listening Assignments)

It's time to see how we did with our Listening Assignment.

Detective Dan's Lesson 1 Listening Assignment:

- 1. Whose words were always right?** God's words.
- 2. What's the name of the big book where these words were written down?** The Bible.

For You and Me:

How good of God to give us His words, written down just right! We can learn about Him, His good plans, and how He wants us to live, when we read them in the Bible. And that's just what God wants us to do!

**Detective Dan's Lesson 2 Listening Assignment:
Our Bible Verse is 2 Timothy 3:16-17:**

"All Scripture is breathed out by God and profitable for teaching, for reproof, for correction, and for training in righteousness, that the man of God may be complete, equipped for every good work."

- 1. Scripture is another word for God's Word, the Bible. God-breathed means God made sure what people wrote down were His words. Who did God send to help people write down His words just right?**

God's Holy Spirit helped people write them down just right.

- 2. What kinds of things did God have people write down to help us live for Him?** His good rules; words of wisdom; songs to praise Him with; stories about how God always helps His people; and, the good news of salvation through Jesus.

For You and Me:

We can trust that the Bible is really God's Word. He made sure it was written down just right. God gave it to us, so that we can know more about Him and how He wants us to live. Through it, He gives us everything we need to know. His Holy Spirit can help us understand it and obey it.

Detective Dan's Lesson 3 Listening Assignment:

Our six clues were: a rainbow, an island, a man in a pit, a crown, a notebook, and two pieces of stone.

1. Which four belong in our story?

The island, the man in a pit, the crown, and the pieces of stone.

2. Which one did God Himself write on? Who did He use to write down the rest of His words for us?

The two pieces of stone. He used people, helped by His Holy Spirit.

For You and Me:

God, Himself, wrote down His Ten, Big Rules on the stone tablets, but He sent His Holy Spirit to work powerfully in the people who wrote down the rest of His Word, the Bible. He made sure what they wrote down was written down just right, too. We can praise God for being the giver of His perfect Word to us.

The Gospel (story wrap-up if NOT using Listening Assignments)**Our Bible Truth is:****What's So Special about the Bible?****It Alone Is God's Word...****God made sure it was written down just right!**

The Bible tells us so many good and important things. But, the very, very, very best thing it tells us is how we can be saved from our sins. What does the Bible say? It tells us that even though we are sinners who deserve God's punishment for our sins, God sent His Son to save us. God promises to forgive the sins of all who turn away from disobeying Him and trust in Jesus as their Savior. God can help us to do this, if we ask Him. He loves to answer this prayer!

Close in prayer.

Closing ACTS Prayer

- A** We praise you, God, for giving us Your Word, the Bible. We praise You for how Your Holy Spirit worked inside of so many people to write it down just right.
- C** God, You have given us Your Word, but often we don't want to listen to it or obey it. Please forgive us.
- T** Thank You for making sure Your Word was written down just right. Thank You that we can trust it to be true. And thank You for giving it to us, so we can better know You and how You want us to live.
- S** Work deep inside our hearts. Help us to understand Your Word and want to obey it. Help us to turn away from our sins and trust in Jesus as our Savior.

In Jesus' name we pray. Amen.

Go to Lesson Plan, p.9 for the script to the rest of the lesson.

Deep Down Discussion Sheet

use with all THREE lessons

Use with all response activities for deeper learning



P.1

Questions to aid discussion of the key concepts and for use in games

Be familiar with these questions and answers. Look for opportunities to ask questions and discuss their answers, such as while the children work on their coloring pages, as part of their response games, or during play time. Remember: your goal isn't to ask all these questions or only talk to the children about these things. It is to be deliberate in having good conversations with the children as you are able.

<p>BIG QUESTION</p> <p>Meaning</p> <p>Discussion Questions</p>	<p>What's So Special about the Bible? It Alone Is God's Word!</p> <p>There are millions of books in the world, but none is like the Bible. It alone is God's perfect Word! God made sure it was written down just right. It tells us everything we need to know God and to live for Him. It is powerful to do everything God wants it to do. Everything else in this world may come and go, but God's Word will last forever. It will always prove true.</p> <p><i>choose a few</i></p> <ol style="list-style-type: none"> 1. What's so special about the Bible? <i>It alone is God's Word!</i> 2. How many books are there in the world? <i>Millions!</i> 3. How many books are like the Bible? <i>None!</i> 4. Why is the Bible different from all the other books in the world? <i>It alone is God's Word.</i> 5. What does the Bible tell us about God? <i>Everything we need to know.</i> 6. What does the Bible tell us about how we should live? <i>Everything we need to know.</i> 7. What is the Bible powerful to do? <i>Everything God wants it to do.</i> 8. Will the things in this world last forever? <i>No, they won't. They will come and go.</i> 9. How long will God's Word last? <i>Forever!</i> 10. What will always prove true? <i>The Bible! It is God's perfect Word.</i> 11. Who can help me to understand God's Word, the Bible? <i>God can.</i>
<p>BIBLE TRUTH</p> <p>Meaning</p> <p>Discussion Questions</p>	<p>The Bible Alone is God's Word...God made sure it was written down just right!</p> <p>The Bible looks like one, big, thick book; but, it's really sixty-six books, all put together. Many people, over many years, wrote down these books. Some wrote down songs to God. Others wrote down His laws. Some wrote down God's promises and warnings. Others wrote down stories of the great things that God has done for His people; and, how He sent Jesus to save them.</p> <p>But why do we call the Bible "God's Word", if all these people really wrote down the words? Because God did something very special inside each of those people as they wrote down those words. God's Holy Spirit worked inside of them so that their words weren't just their own words; they were God's perfect words, too. Isn't that amazing? There really is no other book like the Bible, is there?</p> <p><i>choose a few</i></p> <ol style="list-style-type: none"> 1. How many books are in the Bible? <i>Sixty-six, all put together in one, big book.</i> 2. Who did God use to write down the Bible? <i>Many people.</i> 3. What kinds of things did people write down? <i>Songs to God; God's rules; God's promises and warnings; stories of the great things God did for His people; and, how He sent Jesus to save them.</i> 4. Why is the Bible God's Word, if many people wrote it down? <i>God's Holy Spirit worked inside of each person so that their words were also His perfect words.</i>
<p>THE GOSPEL</p>	<p>What is God's good news for you and me that God gives us in His Word, the Bible? <i>The gospel! The Bible tells us so many good and important things. But, the very, very, very best thing it tells us is how we can be saved from our sins. What does the Bible say? It tells us that even though we are sinners who deserve God's punishment for our sins, God sent His Son to save us. Jesus lived a perfect life, then He offered it as full payment for sins, when He suffered and died on the cross. On Day Three, He rose from the dead. He had beaten sin and death for God's people! God invites us to become His people, by turning away from our sins and trusting in Jesus as our Savior. If we do, His Holy Spirit will come live in our hearts, so we can know and love God now. And one day, go to live with God in heaven forever. That will be best of all!</i></p>

Questions to aid discussion of the key concepts and for use in games

<p>BIBLE TRUTH BIBLE VERSE</p> <p>Meaning</p> <p>Discussion Questions</p>	<p>“All Scripture is breathed out by God and profitable for teaching, for reproof, for correction, and for training in righteousness, that the man of God may be complete, equipped for every good work.” -- 2 Timothy 3:16-17</p> <p>Learn a Little: “All Scripture is breathed out by God.”</p> <p>Scripture is another word for the Bible. What does it mean for the Bible to be God-breathed? It does NOT mean that God really breathed air out onto the pages of the Bible. It means that God’s Holy Spirit was there, working inside of each person as they wrote it to down. He made sure that it was written exactly as He wanted it to be. Every single bit of the Bible is useful to anyone who wants to be a man (or woman/boy or girl) of God. God can use it to teach us about Himself and how He wants us to live. God can use it to change us and help us be who He wants us to be. Ask God to use His Word in your life. He loves to answer this prayer!</p> <p>1. What book is Scripture another word for? <i>The Bible.</i></p> <p>2. Does God-breathed mean that God blew air on the Bible? <i>No. God-breathed means that God made sure it was written down just right.</i></p> <p>3. Who did God send to help people write down the Bible so it was written down just right? <i>He sent His Holy Spirit to work inside the people who wrote down the words.</i></p> <p>4. How much of the Bible is useful to us? <i>All of it! Every single word!</i></p> <p>5. Who does the Bible help us know? <i>God.</i></p> <p>6. The Bible help us know how to live for whom? <i>It tells us how we can live for God.</i></p>
<p>BIBLE STORY</p> <p>Discussion Questions</p>	<p>The Case of the Words that Were Always Right <i>Exodus 24; Deuteronomy 5,31; 2 Timothy 3:16</i> <i>choose a few</i></p> <p>1. Whose words were always right? <i>God’s.</i></p> <p>2. Where are God’s words written down for us? <i>The Bible.</i></p> <p>3. Who did God use to write down His words? <i>He used many people.</i></p> <p>4. What did God, Himself, write down? <i>His Ten, Big Rules on pieces of stone.</i></p> <p>5. What did God use Moses to write down? <i>The first, five books of the Bible.</i></p> <p>6. What did God use David to write down? <i>Songs of praise to God.</i></p> <p>7. What did God use King Solomon to write down? <i>Wise words for us to live by.</i></p> <p>8. What did God use Jeremiah to write down? <i>Words of warning to stop disobeying God.</i></p> <p>9. Who did God give words of comfort to write down for God’s people? <i>Ezekiel</i></p> <p>10. What did Doctor Luke do instead of medicine? <i>Write down stories about Jesus and how the good news of Jesus spread through churches.</i></p> <p>11. Where was Paul when he wrote letters to the believers in the little churches? <i>In jail.</i></p> <p>12. Who did God sent to help all these people write down His words just right? <i>God’s Holy Spirit.</i></p> <p>13. What does God want us to do with His Word? <i>Read it, learn it, and live by it.</i></p> <p>14. Who can help us understand God’s Word and live by it? <i>God’s Holy Spirit.</i></p> <p>15. What is the most important story of all written down in the Bible? <i>The story of Jesus coming to save us from our sins, then rising from the dead in victory. Through Him, we can be saved. Through Him we can become God’s people.</i></p> <p>16. How can we become God’s people? <i>By turning away from our sins and trusting in Jesus as our Savior.</i></p>

DEEP DOWN DETECTIVES

**Curriculum Resources
for Unit 2, Bible Truth 2:**



What's So Special about the Bible?

It Alone Is God's Word...

**It Tells Us about
God and His Plans!**

Session Prep (especially good for newbies!)

Pray!



Pray for the Holy Spirit to be at work in your and the children's hearts.

Review



If new to the curriculum, look at the **Getting Started with Deep Down Detectives section of the Core Curriculum book.** (p.5) It will be especially helpful to read through the Deep Down Detectives section of **The Praise Factory Tour: Extended Version Book.** This is a visual way to understand what goes on in the classroom. (A pdf of the book is found in the samples section on the website.)

Look through and Learn the Lesson



Read over **lesson plan.** Practice any **songs or action rhymes** you are using. Choose/make up motions to go with these. Choose less with younger children and more with older preschoolers. **Practice the lesson with the visual aids** and using the Big Question Box/Briefcase.

Read and Rehearse the Bible Story with Pictures



Read the Bible story from the Bible. Read the curriculum version. Practice telling it with the storyboard pictures. (If you have not previously laminated the story pictures, do that now.) Or, rehearse it from the Simple Story Scenes, if you are using those.

Let There Be Music



Download the music and listen to the songs. Choose which of the songs you will use with the children. If using live musicians, make sure they have the sheet music (Appendix A, Core Curriculum book).

Put the Props in Place



1. Prepare your Visual Aids. Put the Big Question, Unit Bible Truths, Bible Truth, Bible Verse, and Listening Assignment signs, as well as the Bible Story script in one side of the Bible folder.
2. Get out your storyboard. If using Simple Story Scenes, put these in your Bible Folder. Or, if using the individual storyboard figures, put all background pictures in place (they have a BG by the number). Put the rest of the storyboard pictures (these have a SB by the number) in order of use in the other side of the Bible folder.
3. Put the DDD Bible Folder as well as the Big Question sign in the Big Question Box/Briefcase and shut it. If your box/briefcase has locks and you want to use the unlocking the box as part of your session, lock it now....but make sure you have the key or know the code first.
4. Prepare the music CD or sheet music or mp3 device for use in your session.

Set Out Free Play Activities



Choose and set up free time activities you will use with the children. Choose a variety of different activities that will be enjoyed by different types of children. Rotate the activities you provide to keep them interesting and fresh to your children. (Suggestions in Appendix D, Core Curriculum books.)

Prepare Any Activities



Choose which (if any) of the Bible Truth games and crafts activities you want to use in the session. Bear in mind your time frame as well as the developmental abilities and attention span of your children as you decide which/how many to prepare. **Look over the Discussion Sheet** and choose a few questions you might use to spark discussion with the children as they do their activities (especially good for ages 3's+). Pray for God to give you opportunities to talk about these things with the children.

Let Them Take It with Them



Make copies of the craft/take home sheets, if you are not already using them as one of your activities. You may also want to make copies of the story (see take-home version of each story included in Appendix C with the other take home resources) to have for parents to use with their children at home. There's a link on each craft/take home sheet to the story, if you don't make hard copies.

Store It



After your session is over, collect the resources and store them for future use. This curriculum can be used over and over for years to come.

Unit 2: God's Wonderful Word, the Bible

UNIT OVERVIEW

There are millions of books in the world, but none is like the Bible. It alone is God's perfect Word! God made sure it was written down just right. It tells us everything we need to know God and to live for Him. It is powerful to do everything God wants it to do. Everything else in this world may come and go, but God's Word will last forever. It will always prove true.

In this unit we will learn four truths about God's wonderful word, the Bible.

UNIT BIBLE VERSE: Psalm 18:30,46

"This God--His ways are perfect. The word of the LORD proves true. The Lord lives, and blessed be my rock, and exalted be the God of my salvation."

BIG QUESTION UNDER INVESTIGATION: What's So Special about the Bible?

ANSWER: It Alone Is God's Word...

OPTIONAL Big Question 2 INTRODUCTION LESSON (Use Hide 'n' Seek Kids Unit 2 Material)

Story: The Case of the Women's Best Gift *1 Timothy*

Bible Verse: Psalm 18:30,46

BIBLE TRUTH 1: God Made Sure It Was Written Down Just Right (3 Lessons Available)

Story: The Case of the Words that Were Always Right

Exodus 24; Deuteronomy 5,31; 2 Timothy 3:16

Bible Verse: 2 Timothy 3:16-17

➔ BIBLE TRUTH 2: It Tells Us about God and His Plans (3 Lessons Available)

Story: The Case of the New King *Acts 14*

Bible Verse: Matthew 2

BIBLE TRUTH 3: God Uses It to Save His People (3 Lessons Available)

Story: The Case of the Fishermen Who Followed

Matthew 4:18-22; 27-28; Mark 1:16-20; Luke 5:1-11; John 20:30-31; 21:24-25

Bible Verse: 1 Peter 1:23

BIBLE TRUTH 4: God Uses It to Change His People (3 Lessons Available)

Story: The Case of the Marvelous Mess *Acts 19; Ephesians*

Bible Verse: Psalm 119:97-98

Deep Down Detectives ESV Songs 2 Track Numbers

This is a listing of all songs mentioned in the unit curriculum. You may or may not choose to use all of the songs. They are listed in easy-reference order--NOT in the order used in the curriculum.

You may choose to simply burn a CD/load them onto an mp3 device in this order. Or, you may want to do what we do: choose the songs we want to use and create a play list of them in that order. Then, we burn a CD/upload the play list onto an mp3 device. A teacher only has to click forward to the next song, instead of hunting for the right track. The track number have been included as part of the title. Work deep into each song, so teachers will still have a reference to the track number listed in the curriculum (same as those listed below), even if you change the order on your customized play list.

SONGS USED EVERY UNIT OF THE CURRICULUM

- 1 The Classroom Song v.1
- 2 The Classroom Song v.2
- 3 The Classroom Song v.3
- 4 The Classroom Song v.4
- 5 Deep Down Detectives Theme Song
- 6 The Classroom Rules Song
- 7 Let's Pray Song
- 8 The Big Question Box Song
- 9 The Bible Chant Song
- 10 ACTS Prayer Song (Short Version)
- 11 ACTS Prayer Song (Full Version)

Why the Extra Songs?

Deep Down Detectives is a curriculum used by a wide age-span of kids. Sometimes one of the other songs is a better fit for your kids. Or, you may simply want to teach them more songs on the same Bible Truth. Use as many or as few as you want.

UNIT 2: GOD'S WONDERFUL WORD, THE BIBLE

- 12 Big Q & A 2 Song
- 13 Big Question 2 Song: What's So Special About God's Word?
- 14 Big Question 2 Bible Verse Song: Proves True Psalm 18:30,46, ESV
- 15 *Extra Big Question 2 Bible Verse Song: His Way Is Perfect Psalm 18:30, ESV*
- 16 *Extra Big Question 2 Bible Verse Song: This God, His Way Is Perfect Psalm 18:30,46, ESV*
- 17 *Extra Big Question 2 Bible Verse Song: The Word of the Lord 1 Peter 1:24,25, ESV*
- 18 Big Question 2 Hymn: How Precious Is the Book Divine, v.1
- 19 Big Question 2 Praise Song: The Best Book to Read Is the Bible

What's So Special about the Bible? It Alone Is God's Word...

Bible Truth 1: God Made Sure It Was Written Down Just Right

- 20 Bible Verse: All Scripture Is Breathed Out by God 2 Timothy 3:16-17, ESV

Bible Truth 2: It Tells Us about God and His Plans

- 21 Bible Verse: I Am God and There Is No Other Isaiah 46:9-11, ESV
- 22 *Extra Bible Verse: As the Rain Isaiah 55:10,11 ESV*
- 23 *Extra Bible Verse: For I Know the Plans Jeremiah 29:11,12 ESV*
- 24 *Extra Bible Verse: Even to Your Old Age Isaiah 46:4,10,11 ESV*
- 25 *Extra Song: God's One, Big Plan*

Bible Truth 3: God Uses It to Save His People

- 26 Bible Verse: For You Have Been Born Again 1 Peter 1:23, ESV

Bible Truth 4: God Uses It to Change His People

- 27 Bible Verse: O, How I Love Your Law Psalm 119:97-98, ESV
- 28 *Extra Bible Verse: For Whatever Was Written Romans 15:4, ESV*

Big Question 2, Bible Truth 2 Overview: Key Concepts

p.1

Unit 2: God's Wonderful Word, the Bible

Unit Big Question (and Answer): "What's so special about the Bible? It alone is God's Word!"

Unit Bible Verse: "This God--His ways are perfect. The word of the LORD proves true. The Lord lives, and blessed be my rock, and exalted be the God of my salvation." Psalm 18:30,46, ESV

Bible Truth 2 Concept: It Tells Us about God and His Plans

Do you know what a plan is? It's thinking about WHAT you want to do before you do it. We make plans most every day. Sometimes our plans work out. Sometimes they don't. That's because our plans are only hopes and guesses.

God makes plans, too, but His plans are different. They always happen. They always work out just like He wants them to. They are all good and perfect, just like He is. Some of God's plans are secrets, but some He has shared with us. Can you guess where they are written down? In the Bible! There in His Word, we can read of wonderful God's plan to love and save people through His Son, Jesus. He would make them His special people. Every day of their lives He planned out to be for their good and His glory—to show how good and great He is. And one day, they will go to live with Him forever, just as He planned. God shares His wonderful plans with us because He wants us to turn to Him and be His special people, too.

Bible Truth 2 Bible Verse: Isaiah 46:9-11

"I am God, and there is no other; I am God, and there is none like me, declaring the end from the beginning and from ancient times things not yet done, saying, 'My counsel shall stand, and I will accomplish all my purpose...I have spoken, and I will bring it to pass; I have purposed, and I will do it.'"

Learn a Little: "I am God, and there is no other... I have purposed, and I will do it."

Meaning

People worship many things, but only the LORD is the one, true God. There is no one like Him! Everything God plans to happen, will happen. Everything God tells us will happen, will happen.

People worship many things as gods, but only the LORD is the one, true God. There is no one like Him! Everything He plans to happen, will happen. Everything He tells us will happen, will happen. Where has God written down many of His plans? Where He has written down the many other words He was spoken: in the Bible! It alone is God's Word. He helped godly people write it down just right. We can trust its every word!

Bible Truth 2 ACTS Prayer

- A** We praise you, God for being so good and perfect. We praise You for making good and perfect plans.
- C** God, You've told us that Your plans are good and perfect, but sometimes we don't trust You. Please forgive us.
- T** Thank You for sharing some of Your good and perfect plans with us. Thank You for making sure that all Your plans happen. Thank You for planning to save people through Jesus.
- S** Work deep inside our hearts. Help us to turn away from our sins and trust in Jesus as our Savior, that we might be Your special people, too. Help us to trust Your good and perfect plans, even when we don't understand them completely. In Jesus' name we pray. Amen.

Bible Truth 2 Story**The Case of the New King**

Matthew 2

Big Question 2, Bible Truth 2 Overview: Key Concepts

p.2

ongs Used in Bible Truth 2

Big Q & A 2 Song

Big Question 2 Song

Big Question 2 Bible Verse Song: As For God, His Way Is Perfect: Psalm 18:30

Big Question 2 Hymn: How Precious Is the Book Divine, v.1

Big Question 2 Praise Song: The Best Book to Read Is the Bible

Bible Truth 2 Bible Verse Song: I Am God and There Is No Other Isaiah 46:9,11

Extra Bible Verse: As the Rain Isaiah 55:10,11 ESV

Extra Bible Verse: For I Know the Plans Jeremiah 29:11,12 ESV

Extra Bible Verse: Even to Your Old Age Isaiah 46:4,10,11 ESV

Extra Song: God's One, Big Plan

1. GETTING STARTED



= follow the stars for a short & simple lesson plan

<p>Intake Activity Ideas</p>	<p>Choose one of these open-ended activities to include children as they join the class:</p>	
<p>Free Play Time <i>suggestions in Appendix D</i></p>	<p>★ Offer your own or some of the easy-to-make, free play activities suggested in Appendix D.</p>	
<p>OR Sing-along Music Time <i>lyrics and sheet music, Appendix A</i></p>	<p>Music from Deep Down Detectives (DDD) ESV Songs 2:</p> <p>Big Q & A 2 Song <i>DDD ESV Songs 2, track 12</i></p> <p>Big Question 2 Song <i>DDD ESV Songs 2, track 13</i></p> <p>Big Question 2 (Unit) Bible Verse Song: Proves True Psalm 18:30,46, ESV <i>DDD ESV Songs 2, track 14</i></p> <p>Extra Big Question 2 (Unit) Bible Verse Song: <i>His Way Is Perfect Psalm 18:30, ESV</i> <i>DDD ESV Songs 2, track 15</i></p> <p>Extra Big Question 2 (Unit) Bible Verse Song: <i>This God, His Way Is Perfect Psalm 18:30,46, ESV</i> <i>DDD ESV Songs 2, track 16</i></p> <p>Extra Big Question 2 (Unit) Bible Verse Song: <i>The Word of the Lord 1 Peter 1:24,25, ESV</i> <i>DDD ESV Songs 2, track 17</i></p> <p>Big Question 2 Hymn: How Precious Is the Book Divine, v.1 <i>DDD ESV Songs 2, track 18</i></p> <p>Big Question 2 Praise Song: The Best Book to Read Is the Bible <i>DDD ESV Songs 2, track 19</i></p> <p>Bible Truth 1 Bible Verse Song: All Scripture Is Breathed Out by God 2 Timothy 3:16-17, ESV <i>DDD ESV Songs 2, track 21</i></p> <p><i>Bible Truth 2 Extra Bible Verse Song:</i> <i>As the Rain Isaiah 55:10,11 ESV</i> <i>DDD ESV Songs 2, track 22</i></p> <p><i>Bible Truth 2 Extra Bible Verse Song:</i> <i>For I Know the Plans Jeremiah 29:11,12 ESV</i> <i>DDD ESV Songs 2, track 23</i></p> <p><i>Bible Truth 2 Extra Bible Verse Song:</i> <i>Even to Your Old Age Isaiah 46:4,10,11 ESV</i> <i>DDD ESV Songs 2, track 24</i></p> <p><i>Bible Truth 2 Extra Bible Verse Song:</i> <i>God's One, Big Plan</i> <i>DDD ESV Songs 2, track 25</i></p> <p><i>Add more fun to Sing-along Music Time by adding a Music, Movement & Memory Activity. These activities are listed on p.10 of this lesson plan with the Response Activities. Instructions found in Appendix B.</i></p>	
<p>OR Bible Verse Memory Game <i>instructions found in Appendix B</i></p>	<p>Lesson 1 Game: Simon Says How</p> <p>Lesson 2 Game: Roll 'n' Toss</p> <p>Lesson 3 Game: Block Clapping</p>	

2. OPENING CIRCLE TIME (introduce the Bible Truth and tell the related Bible story)

<p>Gathering the Children <i>lyrics and sheet music, Appendix A</i></p>	<p><i>Sing verse 1 of The Classroom Song to gather the children for Circle Time.</i></p> <p>The Classroom Song, verse 1 <i>DDD ESV Songs 2, track 1</i></p> <p>Let's gather together to worship God, Let's gather together to worship God, Let's gather together to worship God, Come gather here with me!</p>	
<p>Welcome to Deep Down Detectives</p>	<p>★ "Welcome to Deep Down Detectives. We're so glad you've joined us! Detectives are people who look for answers to questions. In Deep Down Detectives, we look for answers to big questions about God. We dig deep down in the truths of God's Word to find them."</p>	

2. OPENING CIRCLE TIME, continued

★ = follow the stars for a short & simple lesson plan

<p>Deep Down Detectives Theme Song</p> <p><i>Lyrics and sheet music, Appendix A</i></p>	<p>"Let's sing our Deep Down Detectives Theme Song."</p> <p>★ Deep Down Detectives Theme Song <i>DDD ESV Songs 2, track 5</i></p> <p>We're Deep Down Detectives, diggin' deep in God's Word, For truths about God and His plans for this world, We're seeking to love Him, with all of our heart, We're Deep Down Detectives! Come on! Let's start!</p>
<p>Classroom Rules Song</p> <p><i>Lyrics and sheet music, Appendix A</i></p>	<p>There are two very important things that Deep Down Detectives do together: we worship God and we love one another. Our Classroom Rules Song reminds us how we should act. Let's sing it."</p> <p>Classroom Rules Song <i>DDD ESV Songs 2, track 6</i></p> <p>Shh, be quiet while someone is talking, Raise your hand, if you have something to say, Don't touch your friend, sitting beside you, Obey your teachers, Be kind as you play. These are our classroom rules, These are our classroom rules, They help us worship God and love one another, These are our classroom rules.</p>
<p>Opening Prayer Time</p> <p><i>Lyrics and sheet music, Appendix A</i></p>	<p>"Children, we need God's help to keep these rules. Let's ask Him to help us right now. Let's get ready and pray."</p> <p>Let's Pray <i>DDD ESV Songs 2, track 7</i></p> <p>1-2-3! Fold your hands, Bow your head, Close your eyes. Let's pray! (<i>repeat</i>)</p> <p>"Let's pray:"</p> <p>★ Opening Prayer</p> <p>Dear Lord, We're so glad to get to gather together to worship You! Please help us keep the classroom rules. Please help us to love You and learn about You today. In Jesus' name we pray. Amen.</p>

2. OPENING CIRCLE TIME, continued



= follow the stars for a short & simple lesson plan

Reveal the Big Question
Introduce the Big Question Box/Briefcase

lyrics and sheet music, Appendix A

“Detectives INVESTIGATE things. That means they ask questions and look for answers. Deep Down Detectives investigate big questions about God. The Big Question we are investigating today is right inside our Big Question Box/Briefcase.

The Big Question Box Song

DDD ESV Songs 2, track 8

We’ve got a big box,
All closed up and locked,
Filled with the truths of God’s Word.

We’ve got a brief case,
There’s no time to waste,
Come on, kids, let’s open it up!

The Big Question under Investigation

VISUAL AID



of BQB

Big Question & Answer Sign, front side

**found in the DDD Unit 2 Visual Aids, ESV Book*

Ok, who would like to open for me and pull out the Big Question?”

Choose a child to open the box/briefcase, take out the Big Question and hand it to you, then hold up the Big Question sign for all the children to see, and say:



The Big Question we are investigating today is Big Question Number 2:

What’s So Special about the Bible?

and the Answer is:

It Alone Is God’s Word!

Big Question Meaning



There are millions of books in the world, but none is like the Bible. It alone is God’s perfect Word! God made sure it was written down just right. It tells us everything we need to know God and to live for Him. It is powerful to do everything God wants it to do. Everything else in this world may come and go, but God’s Word will last forever. It will always prove true.

Big Question Songs

“Let’s sing our Big Question Song:

Big Q & A 2 Song



Big Q & A 2 Song

DDD ESV Songs 2, track 12

(adapted version of “Three Blind Mice”)

lyrics and sheet music, Appendix A

What’s so special about the Bible?
It alone is God’s Word!
It alone is God’s Word!
It’s always true,
It can make you wise,
It can work pow’r’ly in your life.
It alone is God’s Word!
It alone is God’s Word!

2. OPENING CIRCLE TIME, continued

★ = follow the stars for a short & simple lesson plan

Learning about the Big Question



Repeat the Big Question and Answer again:

"What's So Special about the Bible? It Alone Is God's Word!"

Say: "Hmmm, I wonder what that means... Let's do our action rhyme/sing our song that explains it."

Then do the action rhyme /sing song using any of the optional motions suggested, if desired.

Big Question (Action Rhyme) Song

lyrics and sheet music, Appendix A



Big Question 2 Action Rhyme/ Song

DDD ESV Songs 2, track 13

Refrain:

What's so special about the Bible?
It alone is God's Word,
What's so special about the Bible?
It alone is God's Word.

(POSSIBLE ACTIONS)

hold up a Bible and point to it
Point up to God
hold up a Bible and point to it
Point up to God

There are millions and millions of books
in the world,
But only the Bible is God's perfect Word,
There are millions and millions of books
in the world,
But only the Bible is God's perfect Word.

make "book" with your hands by placing your flat palms next to each other like an open book

Verse 1

God's Word was written down perfectly,
By godly men long ago,
The Holy Spirit worked through them,
Inspiring every word they wrote.

hold up a Bible and point to it
Point up to God

use index of one hand to pretend to write on open palm of the other hand

Verse 2

God's Word is powerful and living,
It changes us, deep inside,
The Holy Spirit uses it
To make God's people like Christ.

hold open hands up to God, then bring them down and place on your head

flex arms
touch heart
hold open hands up to God, then bring them down and place over your heart

2. OPENING CIRCLE TIME, continued



= follow the stars for a short & simple lesson plan

Learning the Bible Truth

VISUAL take out

AID



of BQB

VISUAL AID

All the Bible Truths Sign

Knowing that the Bible alone is God's Word is a good beginning, but there's so more to learn. So it's time for us to dig down even deeper for more answers to our Big Question about God. We're going to be learning **FOUR** Bible truths that all tell us more about what makes the Bible so special.

Who would like to hand me the picture with our four Bible truths on it? It's in the Big Question Box/Briefcase? "Choose a child to get it out and hand it to you, then hold it up and show them the pictures of the four truths they will be learning."

Bible Truth Clue

VISUAL take out

AID



of BQB

Bible Truth Clue Sign,

front side

VISUAL AID

After everyone has had a good look, say...

"Ok, we've learned one way the Bible is so special. It's this one: God made sure it was written down just right (Point to pictures as you identify each Bible Truth.) Now let's look at our Bible Truth Clue sign and see if we can figure out which of these four truths we will be learning about today. Who would like to get it out of the Big Question Briefcase for me?"

Choose a child to open the briefcase, take out the Bible Truth Clue sign and hand it to you. Hold up the front side for the children to see. Cover up the answer, written along the bottom, and say:

**"What's So Special about the Bible?
It Alone Is God's Word...
It tells us about God and His ???? !**

Hint

We are missing one word. Here's the hint to what the missing word is. It says: "All the things God will do, but hasn't done yet. It starts with a "p" and it rhymes with the word "man"?"

Can you guess? It's a "plan"!

So the Bible Truth we are learning today is:

(uncover answer from bottom of sign, show it to them and say:)

**"What's So Special about the Bible?
It Alone Is God's Word...
It tells us about God and His PLANS !**

And here is what this Bible Truth means:

Bible Truth Meaning



(read the meaning off of the back of the sign, say:)

Do you know what a plan is? It's thinking about **WHAT** you want to do before you do it. We make plans most every day. Sometimes our plans work out. Sometimes they don't. That's because our plans are only hopes and guesses.

God makes plans, too, but His plans are different. They always happen. They always work out just like He wants them to. They are all good and perfect, just like He is. Some of God's plans are secrets, but some He has shared with us. Can you guess where they are written down? In the Bible! There in His Word, we can read of wonderful God's plan to love and save people through His Son, Jesus. He would make them His special people. Every day of their lives He planned out to be for their good and His glory—to show how good and great He is. And one day, they will go to live with Him forever, just as He planned. God shares His wonderful plans with us because He wants us to turn to Him and be His special people, too.

2. OPENING CIRCLE TIME, continued

★ = follow the stars for a short & simple lesson plan

<p>Learning the Bible Verse</p> <p>The Bible Chant Song</p> <p><i>lyrics and sheet music, Appendix A</i></p>	<p>"And how do I know this is true? God tells me so in His special book, the Bible."</p> <p><i>Say or sing the Bible Chant Song.</i></p> <p>The Bible Chant Song <i>DDD ESV Songs 2, track 9</i></p> <p>The Bible, the Bible, Let's get out the Bible. Let's hear what God has to say. The Bible, the Bible, God's given us the Bible. It's His Word for us to learn and obey! Yay!</p>
<p>Bible Verse</p> <p><i>DDD 2.1 Bible Verse-front side (in the DDD Bible folder)</i></p> <p>VISUAL AID <i>Place verse in take out</i></p> <div style="display: flex; align-items: center;"> <div style="border: 1px solid black; padding: 2px; margin-right: 5px;">#4</div> <div style="border: 1px solid black; padding: 2px; margin-right: 5px;">DDD Bible Folder</div> <div style="border: 1px solid black; padding: 2px; margin-right: 5px;">? Big Question Briefcase ?</div> </div> <p><i>of BQB</i></p> <p><i>DDD Bible Folder</i></p> <p><i>*found in the DDD Unit 2 Visual Aids, ESV Book</i></p>	<p>"Who would like to get our Bible folder out of the Big Question Briefcase for me?"</p> <p><i>Choose a child to open the briefcase, take out the "Bible" folder and hand it to you. Remove the Bible Verse Picture from the "Bible" folder and hold it up for all the children to see, then say:</i></p> <p>Isaiah 46:9-11 tells us:</p> <p>★ Isaiah 46:9-11, ESV</p> <p>"I am God, and there is no other; I am God, and there is none like me, declaring the end from the beginning and from ancient times things not yet done, saying, 'My counsel shall stand, and I will accomplish all my purpose...I have spoken, and I will bring it to pass; I have purposed, and I will do it.'"</p> <p>Learn a Little: "I am God, and there is no other... I have purposed, and I will do it."</p>
<p>Bible Verse Meaning</p>	<p>★ What does that mean?</p> <p>People worship many things, but only the LORD is the one, true God. There is no one like Him! Everything God plans to happen, will happen. Everything God tells us will happen, will happen.</p> <p>People worship many things as gods, but only the LORD is the one, true God. There is no one like Him! Everything He plans to happen, will happen. Everything He tells us will happen, will happen. Where has God written down many of His plans? Where He has written down the many other words He was spoken: in the Bible! It alone is God's Word. He helped godly people write it down just right. We can trust its every word!</p>

2. OPENING CIRCLE TIME, continued



= follow the stars for a short & simple lesson plan

**Bible Verse
Song**

*lyrics and sheet music,
Appendix A*

You might also enjoy:

*As the Rain
Isaiah 55:10,11 ESV
DDD ESV Songs 2,
track 22*

*For I Know the Plans
Jeremiah 29:11,12 ESV
DDD ESV Songs 2,
track 23*

*Even to Your Old Age
Isaiah 46:4,10,11 ESV
DDD ESV Songs 2,
track 24*

*God's One, Big Plan
DDD ESV Songs 2,
track 25*

We've said our Bible verse, now let's sing it!

I Am God and There Is No Other: Isaiah 46:9,11

DDD ESV Songs 2, track 21

I am God, and there is no other;
I am God, and there's none like me,
Declaring the end from the beginning,
From ancient times, things not yet done.
I am God, and there is no other;
I am God, and there's none like me,
I have spoken, and I will bring it to pass,
I have purposed, and I will do it.
Isaiah Forty-six, nine and eleven.

2. OPENING CIRCLE TIME, continued

★ = follow the stars for a short & simple lesson plan

<p>Getting into the Case</p>	<p>"Now it's time to do a bit more deep down investigating. Let's read what Detective Dan wants us to help him figure out. Would someone like to get it out for me?"</p>
<p>Listening Assignments</p> <p>Place in  take out  of BQB</p>	<p>NOTE: Listening assignments are most suitable for ages 3+. Skip straight to the Bible story (see bottom of this page), if working with 2 year olds.</p> <p>"Let's open up our listening assignment and see what we are supposed to figure out today.</p> <p><i>Choose a child to take out the Listening Assignment (from the DDD Bible Folder) and hand it to you. Read Detective Dan's letter to the children that includes the listening assignment. The listening assignments are summarized below:</i></p>
<p>VISUAL AID</p> <p></p> <p>DDD Unit 2 Visual Aids, ESV</p>	<p>Detective Dan's Lesson #1 Listening Assignment:</p> <p>I need to know:</p> <ol style="list-style-type: none"> 1. Who was the new king and who was looking for him? 2. How did they find him?
<p>VISUAL AID</p> <p></p> <p>DDD Unit 2 Visual Aids, ESV</p>	<p>Detective Dan's Lesson #2 Listening Assignment:</p> <p>Our Bible Verse is Isaiah 46:9-11, ESV:</p> <p>"I am God, and there is no other; I am God, and there is none like me, declaring the end from the beginning and from ancient times things not yet done, saying, 'My counsel shall stand, and I will accomplish all my purpose...I have spoken, and I will bring it to pass; I have purposed, and I will do it.'"</p> <p>I need to know:</p> <ol style="list-style-type: none"> 1. Where did God plan for the new king to be born? 2. What did God plan for the new king to do?
<p>VISUAL AID</p> <p></p> <p><i>*Listening Assignment #3 includes the Assignment Sheet, plus 4 clue pictures*</i></p> <p>DDD Unit 2 Visual Aids, ESV</p>	<p>Detective Dan's Lesson #3 Listening Assignment:</p> <p>I found six clues, but two of them are NOT in the story. They are: a little house; a bird; a cross; gold; a teacher; and a palm tree. <i>Hold up each of them for the children to see as you identify them.</i></p> <p>I need to know:</p> <ol style="list-style-type: none"> 1. Which four belong in the story and which two don't? 2. Who worshipped the new king?
<p>Tell the Bible Story</p> <p>Place story & pics in  take out  of BQB</p> <p>DDD Unit 2 Visual Aids, ESV</p> <p>Story text included in this book right after this lesson plan and in Visual Aids book</p>	<p>★ Then say, "Ok, Deep Down Detectives! Put on your best listening ears and see if you can hear the answers to Detective Dan's questions. When I finish telling the story, we will see if we can answer all the questions."</p> <p>★ Bible Story: The Case of the New King Acts 14</p> <p><i>Read the Bible Truth story, putting up the Storyboard Pictures/holding up the Story Scenes as you tell it. Then have the children answer the listening assignment, present the gospel and lead in prayer.</i></p> <p><i>*Answers to questions, the gospel and ACTS prayer are included with the story text.*</i></p>

Lesson Plan: Big Question 2, Bible Truth 2

use with all THREE lessons

2. OPENING CIRCLE TIME, continued



= follow the stars for a short & simple lesson plan

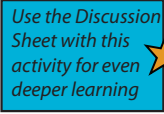

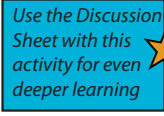

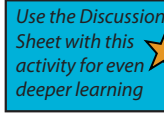

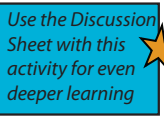

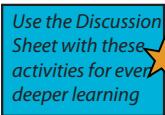

<p>Story Response Song(s)</p> <p>Hymn</p> <p><i>lyrics and sheet music, Appendix A</i></p>	<p><i>As attention span and time allow, you might want to end with one of the following songs which also tie in with the unit. If desired, use the Music and Movement activity ideas while singing (listed with the Response Activities).</i></p> <p>How Precious Is the Book Divine <i>DDD ESV Songs 2, track 18</i></p> <p>Verse 1 How precious is the book divine, By inspiration given; Bright as a lamp its doctrines shine, To guide our souls to heaven.</p> <p>Tie-in: "The Bible is precious. It is very special. There is no other book like it in the whole world. It is divine--that means it's from God. It's inspired--that means God's Holy Spirit helped godly people write it down just right. The Bible is such a great gift to us! God tells us about Himself in it. He tells us how He sent Jesus to save us from our sins. He tells us how He wants us to live for Him. He uses it to help us know how we can become His people and go to live with Him forever in heaven one day.</p>
--	---

<p>Praise Song</p> <p><i>lyrics and sheet music, Appendix A</i></p>	<p>Praise Song: The Best Book to Read Is the Bible <i>DDD ESV Songs 2, track 19</i></p> <p>Verse 1 The best book to read is the Bible, The best book to read is the Bible, It alone is God's true Word, With the best news ever heard! Yes! The best book to read is the Bible.</p> <p>Verse 2 The best book to read is the Bible, The best book to read is the Bible, If you read it ev'ry day, God will teach you His ways. Yes! The best book to read is the Bible.</p> <p>Tie-in: "The Bible is the best book to read, because only it alone is God's true word! In it, God tells us about Himself and the good news that He sent Jesus to save us from our sins. In it, He tells us how He wants us to live for Him. How God will bless and change us if we read His book, the Bible, every day!"</p>
--	---

3. TAKING ACTION: Response Activities *(choose from among these activities)*

<p>Transition to Activities</p>	<p>★ Well, Deep Down Detectives, you've done a great job diggin' deep down for answers in the truths of God's Word. Now it's time to enjoy some activities."</p> <p><i>Tell children what activity/s you are providing for them: either free play or some of the response activities listed below. When you are ready to dismiss them, Use this song to help the children to transition in an orderly fashion to their next activity.</i></p> <p>"Children, let's sing our Time to Play Song. When we are finished you may get up and walk over to our next activity."</p>
<p>Classroom Song, verse 2</p> <p><i>lyrics and sheet music, Appendix A</i></p>	<p>Classroom Song, verse 2 <i>DDD ESV Songs 2, track 2</i></p> <p>We've gathered together to worship God, We've gathered together to worship God, And now it's time to play.</p> <p><i>Dismiss the children to whatever activities you have prepared for them to do.</i></p>

3. TAKING ACTION: Response Activities (choose from among these activities) ★ = short & simple lesson plan

<p>Response Activities</p>	<p>Choose one or more activities appropriate for your children, based on classroom time and developmental needs. Add the Discussion Sheet to any activity for deeper learning. ★</p>
<p>Bible Verse Memory Game</p> <p><i>game directions, Appendix B</i></p>	<p>Though listed with the opening activities, you may choose to use this Bible verse game here instead (or as a repeat).</p> <p>Lesson 1 Game: Simon Says How Lesson 2 Game: Roll 'n' Toss Lesson 3 Game: Block Clapping</p> <p> ★ </p> <p>Discussion Questions</p>
<p>Music, Movement & Memory Activity</p> <p><i>game directions, Appendix B</i></p>	<p>A music activity that uses the songs from the Bible Truth and Big Question unit.</p> <ul style="list-style-type: none"> • DDD Songs for this Bible Truth, plus: • Lesson 1 Activity: Freeze Frame • Lesson 2 Activity: Egg Shakers • Lesson 3 Activity: Jingle Bell Hands <p> ★ </p> <p>Discussion Questions</p>
<p>Bible Story Review Game</p> <p><i>game directions, Appendix B</i></p>	<p>A game that uses the storyboard pictures from the story to review the story.</p> <ul style="list-style-type: none"> • Lesson 1 Game: Treasure Hunt • Lesson 2 Game: Look Who's Coming Down the Track • Lesson 3 Game: Can You Remember? <p> ★ </p> <p>Discussion Questions</p>
<p>Coloring Pages/ Take Home Sheets</p> <p><i>in Appendix C</i></p> <p>★</p>	<p>A coloring page related to the lesson assignment question is provided for each lesson. On the back of each are the key concepts, a few questions and a song for parents to use with their children.</p> <p>NOTE: Upgrade your coloring sheet to a more interesting craft by offering simple embellishments, such as jiggly eyes, craft sand, glitter, glitter glue, colored paper dots (made with a hole punch), fabric scraps, etc. Make cut-to-size glued-on clothes, hair, etc for characters by using a copy of the coloring sheet, cutting out the selected portions and making them the patterns for whatever you want to cut out of fabric, paper, foil, etc.</p> <ul style="list-style-type: none"> • Lesson 1 Coloring Sheet Emphasis: Bible Truth • Lesson 2 Coloring Sheet Emphasis: Bible Verse • Lesson 3 Coloring Sheet Emphasis: ACTS Prayer <p> ★ </p> <p>Discussion Questions</p>
<p>Extra Crafts: Big Question Craft</p> <p><i>in Appendix C</i></p> <p>Bible Verse Craft</p> <p><i>in Appendix C</i></p> <p>Bible Story Puzzle</p> <p><i>in Appendix C</i></p>	<p>These crafts are slightly more complex than the coloring/take home sheets:</p> <p>The Bible Concept Go-and-Tell Craft is a craft that summarizes the Bible concept and includes the Bible verse. It is included for those desiring more than a coloring sheet. This more complex craft will involve gluing, sticking, etc. Can be used at any time.</p> <p>The Bible Story Coloring Sheet provides a tie in between the Bible story and the Bible truth they are learning.</p> <p>The Storyboard Picture Placement Page has been made into a puzzle that can be cut out and re-assembled by the children. This provides a nice summary of the Bible story.</p> <p> ★ </p> <p>Discussion Questions</p>
<p>Free Play Activities ★</p> <p><i>ideas in Appendix D</i></p>	<p>Offer your own or some of the easy-to-make, free play activities suggested in Appendix D.</p>

4. CLOSING CIRCLE TIME *(End-of-session activities for the last 5-10 minutes of class time)*

★ = short & simple lesson plan

<p>Transition to Closing Circle</p> <p>Classroom Song, verse 3</p> <p><i>lyrics and sheet music, Appendix A</i></p>	<p><i>Use this song to help the children to transition in an orderly fashion. Start singing this song and ask the children to gather with you for Closing Circle Time.</i></p> <p>Classroom Song, verse 3 <i>DDD ESV Songs 2, track 3</i></p> <p>It's time to get ready to go and tell, It's time to get ready to go and tell, Come gather here with me.</p>
<p>Closing Circle Time</p> <p>Classroom Song, verse 4</p> <p><i>lyrics and sheet music, Appendix A</i></p>	<p><i>When children are settled in the circle, say:</i></p> <p>"It's almost time for your parents to come pick you up. And do you know what that means? It means.... (draw this out to build anticipation and excitement)...that it's almost time to go home and....it's almost time to...Go and Tell! We have learned some big news about God today. God wants us to take and tell it to the whole world!"</p> <p>Classroom Song, verse 4 <i>DDD ESV Songs 2, track 4</i></p> <p>So what's our big news to go and tell, So what's our big news to go and tell, Can you tell me now?</p>
<p>Big News to Tell</p> <p>Big Question 2 <i>VISUAL AID</i></p> <p>#1</p> <p><i>*found in the DDD Unit 2 Visual Aids, ESV Book lyrics and sheet music, Appendix A</i></p> <p>Big Question 2, Bible Truth 2 <i>VISUAL AID</i></p> <p>#3</p>	<p>"Let's see....there's so much big news to tell! There's so much we've learned!</p> <p>First of all, can you tell me the answer to our Big Question: "What's so special about the Bible?" <i>Hold up the Bible Truth Clue Picture.</i></p> <p>Say the answer with me: "It alone is God's Word!"</p> <p><i>(If desired, you can sing one/both of the Big Question songs.)</i> <i>DDD ESV Songs 2, tracks 12,13</i></p> <p>And what's one way the Bible is special? What did we learn? <i>Point to the picture.</i></p> <p>It tells us about God and His plans!"</p> <p>"And how do I know this is true? Can you tell me? Say it with me: "The Bible tells me so!" That's right!</p>
<p>Big Question 2, Bible Truth 2 Bible Verse <i>VISUAL AID</i></p> <p>#4</p> <p><i>*found in the DDD Unit 2 Visual Aids, ESV Book lyrics and sheet music, Appendix A</i></p>	<p>We learned: Isaiah 46:9-11, ESV:</p> <p>"I am God, and there is no other; I am God, and there is none like me, declaring the end from the beginning and from ancient times things not yet done, saying, 'My counsel shall stand, and I will accomplish all my purpose...I have spoken, and I will bring it to pass; I have purposed, and I will do it."</p> <p>Learn a Little: "I am God, and there is no other... I have purposed, and I will do it."</p> <p>What does that mean?</p> <p>People worship many things, but only the LORD is the one, true God. There is no one like Him! Everything God plans to happen, will happen. Everything God tells us will happen, will happen. Where has God written down many of His plans? In the same book where He has written down the other words He has spoken: in the Bible! It alone is God's Word. God helped godly people write it down just right. We can trust its every word!</p> <p><i>(If desired, you can sing the Bible verse song.)</i> <i>DDD ESV Songs 2, track 21</i></p>

4. CLOSING CIRCLE TIME, continued



= follow the stars for a short & simple lesson plan

<p>Closing ACTS Prayer Time</p> <p>ACTS Prayer Chant</p> <p><i>lyrics and sheet music, Appendix A</i></p>	<p><i>Let's ask God to help us to remember this and even tell others this good news. Let's get ready and pray our ACTS prayer.</i></p> <p><i>And what does ACTS mean? Let's sing/say our ACTS Prayer Chant!</i></p> <p>ACTS Prayer Chant Song <i>DDD ESV Songs 2, tracks 10,11</i></p> <p>A, Adoration: God, we praise You! C, Confession: Forgive us our sins. That's the ACTS prayer, my friend, T, Thanksgiving: Thank You for Jesus, Bow head, Close your eyes, Shhh, S, Supplication: Help us to live like Him. Let's begin!</p>
<p>Closing ACTS Prayer</p>	<p>"Let's pray!"</p> <p><i>Lead the children in the ACTS prayer for this Bible Truth.</i></p> <p>A We praise you, God for being so good and perfect. We praise You for making good and perfect plans.</p> <p>C God, You've told us that Your plans are good and perfect, but sometimes we don't trust You. Please forgive us.</p> <p>T Thank You for sharing some of Your good and perfect plans with us. Thank You for making sure that all Your plans happen. Thank You for planning to save people through Jesus.</p> <p>S Work deep inside our hearts. Help us to turn away from our sins and trust in Jesus as our Savior, that we might be Your special people, too. Help us to trust Your good and perfect plans, even when we don't understand them completely.</p> <p>In Jesus' name we pray. Amen.</p>
<p>5. TAKING IT HOME <i>(Take Home Sheet)</i></p>	
<p>Clean up and Dismissal</p>	<p>★ "Now it's time to work together and clean up." <i>Have the children join you in cleaning up the room.</i></p>
<p>Coloring Pages/ Take Home Sheets</p> <p><i>in Appendix C</i></p>	<p>★ <i>Give out the craft/take home sheet and any other papers from the session, as you dismiss children from class.</i></p> <p><i>(Reminder: The back side of the coloring page is the take home sheet for each lesson.)</i></p>
<p>Bible Story to Take-Home</p> <p><i>in Appendix C</i></p>	<p>You may also want to include a copy of the story along with the take home sheet. (However, each coloring sheet/take home sheet includes a note to parents telling them where they can download the story from the parents' resources section on the website.)</p>

The Case of the New King*Matthew 2***Story-telling Tips**

Ahead of time:

1. Read the Bible verses and story. Pray!
2. Choose story action cues and prepare storyboard figures/Story Scenes, if using. (In Visual Aids book)
3. Practice telling story with the storyboard figures/Story Scenes, timing your presentation. Shorten, if necessary.

During your presentation:

1. Maintain as much eye contact as possible as you tell the story.
2. Put up storyboard figures/add story action cues/hold up Story Scenes as you tell the story. Allow the children to help you put them on the board, if desired.
3. Include the children in your story with a few questions about what they think will happen or words/concepts that might be new to them.
4. Watch the kids for signs that their attention span has been reached. Shorten, if necessary.

INTRODUCTION/ LISTENING ASSIGNMENTS

“Our story is called: The Case of the New King. Here is your listening assignment... ” *Read from Detective Dan’s Listening Assignment signs, but questions are summarized below:*

Detective Dan’s Lesson #1 Listening Assignment:

I need to know:

1. **Who was the new king and who was looking for him?**
2. **How did they find him?**

Detective Dan’s Lesson #2 Listening Assignment:**Our Bible Verse is Isaiah 46:9-11, ESV:**

“I am God, and there is no other; I am God, and there is none like me, declaring the end from the beginning and from ancient times things not yet done, saying, ‘My counsel shall stand, and I will accomplish all my purpose...I have spoken, and I will bring it to pass; I have purposed, and I will do it.’”

I need to know:

1. **Where did God plan for the new king to be born?**
2. **What did God plan for the new king to do?**

Detective Dan’s Lesson #3 Listening Assignment:I found six clues, but two of them are **NOT** in the story.

They are: a little house; a bird; a cross; gold; a teacher; and a palm tree.

Hold up each of them for the children to see as you identify them.

I need to know:

1. **Which four belong in the story and which two don’t?**
2. **Who worshipped the new king?**

Read the assignment questions, THEN SAY,

“Ok, Deep Down Detectives! Put on your best listening ears and see if you can hear the answers to Detective Dan’s questions. When I finish telling the story, we will see if we can answer all the questions.”

Read the Bible Truth story, answer questions, present the gospel and lead in prayer.

Listening Assignments answers; the gospel; and, an ACTS prayer are included with the story text at the end.

The Case of the New King *Matthew 2**Story with lines separating paragraphs (text in bold, optional interaction cues in italics)*

"Have you heard the exciting news? Have you seen who has come to town?" the people of Jerusalem asked each other. **"Magi! Important men from a faraway land are here! And they're asking the most amazing question: 'Where is your new king? We saw a bright, new star in the sky. It tells us that he's been born and must be very great. Take us to him so we can worship him,' they say! Can you iMagine that! A great, new king of the Jews has been born! Where is he? What could this mean!?"** everyone in Jerusalem wondered.

Who do you think this new king is? Do you know his name? It's Jesus!

Now it made perfect sense for the Magi to come to Jerusalem. This was where the kings of the Jews had been born and had lived for years, and years, and years! And there most certainly was a king living there right now, up in his magnificent palace. His name was King Herod the Great.

Why was Herod called "the Great?" Well, he certainly lived a great, rich life in his great, rich palace. He even did some great things. So, yes, perhaps in a way he was a great king.

But Herod was not THE great king of the Jews, the one the Magi were trying to find. For you see, King Herod only ruled as king OVER the Jews. He was not the real king of the Jews. He was really just an enemy who had been put in place to rule over the Jews as king. And oh, how Herod loved having big, kingly power to rule over them however he wanted!

What is something that you might enjoy about being king, if you were one?

So, when Herod heard the news about the important Magi coming to worship the new, baby king of the Jews, he was not happy at all! Not one...little...bit! He was UPSET...and very worried!

"What if there really isa new king?" thought Herod. **"What if he really is great...greater than ME? What if he is the Christ, the great King the Jews believe God will send one day to save them?"** he worried. **"This new king might get rid of me and take away my magnificent palace! Then HE would be king of the Jews. I cannot let that happen! I want to be king. I must get rid of this baby,"** thought the king. **"I must find out more and make a plan! There will be no new king! I will see to that!"** Herod decided.

Do you think it would be hard to stop being a king and let someone else be king instead?

But if King Herod was to get rid of this new king, he would first have to find him first. But, how? HE didn't know where the child was. The PEOPLE didn't know where he was. Not even the Magi and their star knew where he was. How could this baby ever be found?!!

Where do you think he should look?

There was just one place to look. In a book. A very old, very special book. God's Book. What was it called? The Bible! Long ago, God had godly men write down many of His plans for this world, including His promise to send the Christ, the great Savior-King. Perhaps God had told where this king would be born in God's Word, the Bible, Herod hoped.

"Get the teachers of God's Word, and bring them to me!" Herod demanded. **"I must speak to them at once!"**

Story with lines separating paragraphs (text in bold, optional interaction cues in italics)

So, Herod gathered together all the teachers of God’s Word. “Where is the Christ, God’s great Savior-King, supposed to be born?” he asked them.

Do you know where the Christ, God’s great Savior-King was to be born? In Bethlehem!

The teachers knew just where to look. They knew God’s promises well. They had been waiting and waiting for this special Savior-King to come. “Bethlehem. That’s where the Savior-King is to be born,” they replied. “That’s what God promised in His Word many years ago,” the teachers told Herod.

“Ah, ha! Bethlehem! That’s not far from here at all! I will find this child and get rid of him before he grows up and gets rid of ME!” King Herod thought. “But I must be sneaky about this. I’ll use these Magi to help me, without them even knowing it,” he decided.

Herod called for the Magi, and said, “Go to Bethlehem and search carefully for the young child. When you find him, come back and report to me. I want to go worship him, too,” he lied. What a terrible, tricky plan Herod had made! How he hoped it would work!

The Magi obeyed Herod. They set out across the hills of Judah for the village of Bethlehem. What would they find? Would the promise God made through so many years ago really come true? Could God’s Word really be trusted?

What do you think? Would God’s Word be true?

The beautiful star of the king, itself, seemed to sparkle out a big, bright, beautiful “yes” from the night sky! The star went before the Magi all the way to Bethlehem and shone down upon a little house. Who would they find there? Was this really the home of THE great king? Could it be? The door opened and who did they see...

Can you guess?

They saw Mary, Joseph and little Jesus. God’s Word had been true! It could be trusted! Here was the great king!

The Magi fell down on their knees and worshipped Jesus. They gave him their expensive gifts of gold, frankincense and myrrh. How happy they were to have found the special Savior-King at last!

But what about King Herod and his evil plans? Would he really get rid of the Christ, the Savior-King? No, he would not! No, he COULD not! Herod could make all the plans he wanted; but, he was just a man. God’s Word was filled with God’s plans for Jesus, the Savior-King, and it would always prove true! God warned the Magi and they never went back to King Herod in Jerusalem. They went back home another way.

God sent an angel to warn Jesus, Mary and Joseph in a dream, too. They left Bethlehem before Herod could find them. Herod’s plans failed. God’s plans came true. They always will! God always wins!

Story with lines separating paragraphs (text in bold, optional interaction cues in italics)

Just as God had planned, Jesus would grow up to be a man. He would show everyone what God is like. He would teach them about God. He would show God's great power in the wonderful things He did. Jesus would live a perfect life; and then, He would do the most amazing thing of all. He would choose to give it up as the perfect payment for the sins of God's people, as He suffered and died on the cross. On the third day, He would rise from the dead in victory and go back to heaven to rule. All, just exactly as God promised in His Word.

And that's the way it always will be with all of God's plans, written down in the Bible. They will always come true, just as God tells us they will. You can always count on that!

Let's cheer for God and His Word, the Bible! His plans always come true!

Cracking the Case: (story wrap-up for Listening Assignments)

It's time to see how we did with our Listening Assignment.

Detective Dan's Lesson #1 Listening Assignment:

I need to know:

1. Who was the new king and who was looking for him?

Jesus was the new king. The Magi (and King Herod) were looking for him.

2. How did they find him? The Bible, God's Word, told them where He would be born.

For You and Me:

The Magi found God's Word to be true. It told them of God's plans to send a Savior; and, it told them where He would be found. But the most wonderful of God's plans written down in the Bible was what God had planned for that Savior to do. This Savior-- Jesus-- would choose to suffer and die on the cross to save all who turn from their sins and trust in Him as their Savior. That's a plan that God wants you and me to be a part of. Ask Him to help you do this. He loves to answer this prayer!

Detective Dan's Lesson #2 Listening Assignment:**Our Bible Verse is Isaiah 46:9-11:**

"I am God, and there is no other; I am God, and there is none like me, declaring the end from the beginning and from ancient times things not yet done, saying, 'My counsel shall stand, and I will accomplish all my purpose...I have spoken, and I will bring it to pass; I have purposed, and I will do it.'"

I need to know:

1. Where did God plan for the new king to be born?

Bethlehem.

2. What did God plan for the new king to do? He planned for the new king to save God's people from their sins.

For You and Me:

From before the beginning, God planned to send Jesus to save His people from their sins. And nothing would ever get in the way of that plan! God's wonderful plan can be for us, too. How? When we turn away from our sins and trust in Jesus as our Savior. Ask Him to help you do this. He loves to answer this prayer!

Detective Dan's Lesson #3 Listening Assignment:

I found six clues, but two of them are **NOT** in the story. They are: a little house; a bird; a cross; gold; a teacher; and a palm tree.

Hold up each of them for the children to see as you identify them.

I need to know:

1. Which four belong in the story and which two don't? The little house, the cross, the gold and the teacher belong in the story. The bird and the palm tree do not.

2. Who worshipped the new king?

The Magi worshipped Jesus, the new king.

For You and Me:

The Magi worshipped Jesus when he was just a little child. They only saw a little part of God's great, big plan for Jesus. We know so much more of God's plan and have so much more to worship Him for. We know that Jesus would give up His life as the perfect payment for the sins of God's people. He would be their Savior. He can be our Savior, too, if we turn away from our sins and trust in Jesus as our Savior.

The Gospel (story wrap-up if NOT using Listening Assignments)**Our Bible Truth is:**

What's So Special about the Bible?

It Alone Is God's Word...

it tells us about God and His plans!

How good it is that God's plans always come true! How good it is that no one can stop them! God promised us in His Word, the Bible, that He would send a Savior-King to save us and He did! Because of Jesus, we can have our sins forgiven and become some of God's people! Ask God to help you to turn away from your sins and trust in Jesus as your Savior. He loves to answer these prayers.

Close in prayer.

Closing ACTS Prayer

- A** We praise you, God for being so good and perfect. We praise You for making good and perfect plans.
- C** God, You've told us that Your plans are good and perfect, but sometimes we don't trust You. Please forgive us.
- T** Thank You for sharing some of Your good and perfect plans with us. Thank You for making sure that all Your plans happen. Thank You for planning to save people through Jesus.
- S** Work deep inside our hearts. Help us to turn away from our sins and trust in Jesus as our Savior, that we might be Your special people, too. Help us to trust Your good and perfect plans, even when we don't understand them completely.

Deep Down Discussion Sheet

use with all THREE lessons

Use with all response activities for deeper learning



P.1

Questions to aid discussion of the key concepts and for use in games

Be familiar with these questions and answers. Look for opportunities to ask questions and discuss their answers, such as while the children work on their coloring pages, as part of their response games, or during play time. Remember: your goal isn't to ask all these questions or only talk to the children about these things. It is to be deliberate in having good conversations with the children as you are able.

<p>BIG QUESTION</p> <p>Meaning</p> <p>Discussion Questions</p>	<p>What's So Special about the Bible? It Alone Is God's Word!</p> <p>There are millions of books in the world, but none is like the Bible. It alone is God's perfect Word! God made sure it was written down just right. It tells us everything we need to know God and to live for Him. It is powerful to do everything God wants it to do. Everything else in this world may come and go, but God's Word will last forever. It will always prove true.</p> <p><i>choose a few</i></p> <ol style="list-style-type: none"> 1. What's so special about the Bible? <i>It alone is God's Word!</i> 2. How many books are there in the world? <i>Millions!</i> 3. How many books are like the Bible? <i>None!</i> 4. Why is the Bible different from all the other books in the world? <i>It alone is God's Word.</i> 5. What does the Bible tell us about God? <i>Everything we need to know.</i> 6. What does the Bible tell us about how we should live? <i>Everything we need to know.</i> 7. What is the Bible powerful to do? <i>Everything God wants it to do.</i> 8. Will the things in this world last forever? <i>No, they won't. They will come and go.</i> 9. How long will God's Word last? <i>Forever!</i> 10. What will always prove true? <i>The Bible! It is God's perfect Word.</i> 11. Who can help me to understand God's Word, the Bible? <i>God can.</i>
<p>BIBLE TRUTH</p> <p>Meaning</p> <p>Discussion Questions</p>	<p>The Bible Alone is God's Word...It tells us about God and His plans!</p> <p>Do you know what a plan is? It's thinking about WHAT you want to do before you do it. We make plans most every day. Sometimes our plans work out. Sometimes they don't. That's because our plans are only hopes and guesses. God makes plans, too, but His plans are different. They always happen. They always work out just like He wants them to. They are all good and perfect, just like He is. Some of God's plans are secrets, but some He has shared with us. Can you guess where they are written down? In the Bible! There in His Word, we can read of wonderful God's plan to love and save people through His Son, Jesus. He would make them His special people. Every day of their lives He planned out to be for their good and His glory—to show how good and great He is. And one day, they will go to live with Him forever, just as He planned. God shares His wonderful plans with us because He wants us to turn to Him and be His special people, too.</p> <p><i>choose a few</i></p> <ol style="list-style-type: none"> 1. What is a plan? <i>It's thinking about what you want to do before you do it.</i> 2. Do our plans always happen? <i>No.</i> 3. Do God's plans always happen? <i>Yes!</i> 4. Where has God written down His plans for us to know? <i>In His Word, the Bible.</i> 5. Who did God plan to save through Jesus? <i>All who would turn from their sins and trust in Jesus as their Savior.</i>
<p>THE GOSPEL</p>	<p>What is the best plan that God tells us about in the Bible? <i>The plan to save us! It's the gospel! Even though we are sinners who deserve God's punishment for our sins, God sent His Son to save us. Jesus lived a perfect life, then He offered it as full payment for sins, when He suffered and died on the cross. On Day Three, He rose from the dead. He had beaten sin and death for God's people! God invites us to become His people, by turning away from our sins and trusting in Jesus as our Savior. If we do, His Holy Spirit will come live in our hearts, so we can know and love God now. And one day, go to live with God in heaven forever. That will be best of all!</i></p>

Deep Down Discussion Sheet

use with all THREE lessons

P.2

Questions to aid discussion of the key concepts and for use in games

<p>BIBLE TRUTH BIBLE VERSE</p>	<p>"I am God, and there is no other; I am God, and there is none like me, declaring the end from the beginning and from ancient times things not yet done, saying, 'My counsel shall stand, and I will accomplish all my purpose...I have spoken, and I will bring it to pass; I have purposed, and I will do it.'" --Isaiah 46:9-11, ESV</p>
<p>Meaning</p>	<p>Learn a Little: "I am God, and there is no other... I have purposed, and I will do it."</p> <p>People worship many things, but only the LORD is the one, true God. There is no one like Him! Everything God plans to happen, will happen. Everything God tells us will happen, will happen. Where has God written down many of His plans? In the same book where His many other words are written: in the Bible! It alone is God's Word. God helped godly people write it down just right. We can trust its every word!</p>
<p>Discussion Questions</p>	<ol style="list-style-type: none"> 1. Who is God? What is His name? <i>The LORD.</i> 2. How many other gods are there besides the LORD? <i>There are no other gods!</i> 3. What happens when God plans something? <i>It always happens.</i> 4. When does God know how everything will turn out? <i>He knew it from long ago. He even knows it before the world began!</i> 5. Where has God written down His plans for us to read about? <i>In the Bible.</i> 6. Who did God have write down His plans? <i>Godly people--people who know and love Him.</i> 7. Can we trust the Bible? <i>Yes, we can! Every single word.</i> 8. Why can we trust the Bible? <i>Because God made sure it was written down just right.</i>
<p>BIBLE STORY</p>	<p>The Case of the New King <i>Matthew 2</i></p>
<p>Discussion Questions</p>	<ol style="list-style-type: none"> 1. Who were the exciting strangers who came to Jerusalem? <i>Magi--important men.</i> 2. Where did the strangers come from? <i>From another country to the east of Israel.</i> 3. What did they see in the sky? What did it mean to them? <i>A special star. It meant that a new, great king was born in Israel.</i> 4. Who were the strangers looking for? <i>The new king of the Jews.</i> 5. Why did they come to Jerusalem for the new king? <i>Because Jerusalem was where the kings of Israel had been born and had lived for many years.</i> 6. What did King Herod think when he heard who the Magi were looking for? <i>He was worried.</i> 7. How did King Herod find out where the child was to be born? <i>He asked the teachers.</i> 8. Why did teachers look in the Bible to find out where the child was born? <i>They believed it was God's Word. It told them about God and His plans. They could trust it to tell them where this special Savior-King from God would be born.</i> 9. Where was the Savior-King to be born? <i>Bethlehem.</i> 10. What did God plan for this child to do? <i>To be our Savior.</i> 11. What did King Herod plan to do to this child? <i>He wanted to get rid of him.</i> 12. What did King Herod tell the Magi to do when they found the child? <i>To come back and tell him so he could worship the child, too.</i> 13. What led the Magi to where the child lived? <i>The special star that God put in the sky.</i> 14. What did the Magi find when they went to the house? <i>Mary, Joseph and little Jesus.</i> 15. Why didn't the Magi go back to King Herod? <i>God warned them in a dream not to go back to Herod.</i> 16. Whose plans worked out: King Herod's or God's? <i>God's.</i> 17. When do God's plans work out? <i>Always!</i> 18. Why can we always trust in God to make His plans written in the Bible to work out? <i>Because God is God! He is all-powerful and wise. He made sure His plans were written down just right in the Bible. And, He makes sure His plans all happen, just as He wants them to.</i>
<p><i>choose a few</i></p>	

DEEP DOWN DETECTIVES

**Curriculum Resources
for Unit 2, Bible Truth 3:**



What's So Special about the Bible?

It Alone Is God's Word...

God Uses It to

Save His People!

Session Prep (especially good for newbies!)

Pray!



Pray for the Holy Spirit to be at work in your and the children's hearts.

Review



If new to the curriculum, look at the **Getting Started with Deep Down Detectives section of the Core Curriculum book.** (p.5) It will be especially helpful to read through the Deep Down Detectives section of **The Praise Factory Tour: Extended Version Book.** This is a visual way to understand what goes on in the classroom. (A pdf of the book is found in the samples section on the website.)

Look through and Learn the Lesson



Read over **lesson plan.** Practice any **songs or action rhymes** you are using. Choose/make up motions to go with these. Choose less with younger children and more with older preschoolers. **Practice the lesson with the visual aids** and using the Big Question Box/Briefcase.

Read and Rehearse the Bible Story with Pictures



Read the Bible story from the Bible. Read the curriculum version. Practice telling it with the storyboard pictures. (If you have not previously laminated the story pictures, do that now.) Or, rehearse it from the Simple Story Scenes, if you are using those.

Let There Be Music



Download the music and listen to the songs. Choose which of the songs you will use with the children. If using live musicians, make sure they have the sheet music (Appendix A, Core Curriculum book).

Put the Props in Place



1. Prepare your Visual Aids. Put the Big Question, Unit Bible Truths, Bible Truth, Bible Verse, and Listening Assignment signs, as well as the Bible Story script in one side of the Bible folder.
2. Get out your storyboard. If using Simple Story Scenes, put these in your Bible Folder. Or, if using the individual storyboard figures, put all background pictures in place (they have a BG by the number). Put the rest of the storyboard pictures (these have a SB by the number) in order of use in the other side of the Bible folder.
3. Put the DDD Bible Folder as well as the Big Question sign in the Big Question Box/Briefcase and shut it. If your box/briefcase has locks and you want to use the unlocking the box as part of your session, lock it now....but make sure you have the key or know the code first.
4. Prepare the music CD or sheet music or mp3 device for use in your session.

Set Out Free Play Activities



Choose and set up free time activities you will use with the children. Choose a variety of different activities that will be enjoyed by different types of children. Rotate the activities you provide to keep them interesting and fresh to your children. (Suggestions in Appendix D, Core Curriculum books.)

Prepare Any Activities



Choose which (if any) of the Bible Truth games and crafts activities you want to use in the session. Bear in mind your time frame as well as the developmental abilities and attention span of your children as you decide which/how many to prepare. **Look over the Discussion Sheet** and choose a few questions you might use to spark discussion with the children as they do their activities (especially good for ages 3's+). Pray for God to give you opportunities to talk about these things with the children.

Let Them Take It with Them



Make copies of the craft/take home sheets, if you are not already using them as one of your activities. You may also want to make copies of the story (see take-home version of each story included in Appendix C with the other take home resources) to have for parents to use with their children at home. There's a link on each craft/take home sheet to the story, if you don't make hard copies.

Store It



After your session is over, collect the resources and store them for future use. This curriculum can be used over and over for years to come.

Unit 2: God's Wonderful Word, the Bible

UNIT OVERVIEW

There are millions of books in the world, but none is like the Bible. It alone is God's perfect Word! God made sure it was written down just right. It tells us everything we need to know God and to live for Him. It is powerful to do everything God wants it to do. Everything else in this world may come and go, but God's Word will last forever. It will always prove true.

In this unit we will learn four truths about God's wonderful word, the Bible.

UNIT BIBLE VERSE: Psalm 18:30,46

"This God--His ways are perfect. The word of the LORD proves true. The Lord lives, and blessed be my rock, and exalted be the God of my salvation."

BIG QUESTION UNDER INVESTIGATION: What's So Special about the Bible?

ANSWER: It Alone Is God's Word...

OPTIONAL Big Question 2 INTRODUCTION LESSON (Use Hide 'n' Seek Kids Unit 2 Material)

Story: The Case of the Women's Best Gift *1 Timothy*

Bible Verse: Psalm 18:30,46

BIBLE TRUTH 1: God Made Sure It Was Written Down Just Right (3 Lessons Available)

Story: The Case of the Words that Were Always Right

Exodus 24; Deuteronomy 5,31; 2 Timothy 3:16

Bible Verse: 2 Timothy 3:16-17

BIBLE TRUTH 2: It Tells Us about God and His Plans (3 Lessons Available)

Story: The Case of the New King *Acts 14*

Bible Verse: Matthew 2

➔ BIBLE TRUTH 3: God Uses It to Save His People (3 Lessons Available)

Story: The Case of the Fishermen Who Followed

Matthew 4:18-22; 27-28; Mark 1:16-20; Luke 5:1-11; John 20:30-31; 21:24-25

Bible Verse: 1 Peter 1:23

BIBLE TRUTH 4: God Uses It to Change His People (3 Lessons Available)

Story: The Case of the Marvelous Mess *Acts 19; Ephesians*

Bible Verse: Psalm 119:97-98

Deep Down Detectives ESV Songs 2 Track Numbers

This is a listing of all songs mentioned in the unit curriculum. You may or may not choose to use all of the songs. They are listed in easy-reference order--NOT in the order used in the curriculum.

You may choose to simply burn a CD/load them onto an mp3 device in this order. Or, you may want to do what we do: choose the songs we want to use and create a play list of them in that order. Then, we burn a CD/upload the play list onto an mp3 device. A teacher only has to click forward to the next song, instead of hunting for the right track. The track number have been included as part of the title. Work deep into each song, so teachers will still have a reference to the track number listed in the curriculum (same as those listed below), even if you change the order on your customized play list.

SONGS USED EVERY UNIT OF THE CURRICULUM

- 1 The Classroom Song v.1
- 2 The Classroom Song v.2
- 3 The Classroom Song v.3
- 4 The Classroom Song v.4
- 5 Deep Down Detectives Theme Song
- 6 The Classroom Rules Song
- 7 Let's Pray Song
- 8 The Big Question Box Song
- 9 The Bible Chant Song
- 10 ACTS Prayer Song (Short Version)
- 11 ACTS Prayer Song (Full Version)

Why the Extra Songs?

Deep Down Detectives is a curriculum used by a wide age-span of kids. Sometimes one of the other songs is a better fit for your kids. Or, you may simply want to teach them more songs on the same Bible Truth. Use as many or as few as you want.

UNIT 2: GOD'S WONDERFUL WORD, THE BIBLE

- 12 Big Q & A 2 Song
- 13 Big Question 2 Song: What's So Special About God's Word?
- 14 Big Question 2 Bible Verse Song: Proves True Psalm 18:30,46, ESV
- 15 *Extra Big Question 2 Bible Verse Song: His Way Is Perfect Psalm 18:30, ESV*
- 16 *Extra Big Question 2 Bible Verse Song: This God, His Way Is Perfect Psalm 18:30,46, ESV*
- 17 *Extra Big Question 2 Bible Verse Song: The Word of the Lord 1 Peter 1:24,25, ESV*
- 18 Big Question 2 Hymn: How Precious Is the Book Divine, v.1
- 19 Big Question 2 Praise Song: The Best Book to Read Is the Bible

What's So Special about the Bible? It Alone Is God's Word...

Bible Truth 1: God Made Sure It Was Written Down Just Right

- 20 Bible Verse: All Scripture Is Breathed Out by God 2 Timothy 3:16-17, ESV

Bible Truth 2: It Tells Us about God and His Plans

- 21 Bible Verse: I Am God and There Is No Other Isaiah 46:9-11, ESV
- 22 *Extra Bible Verse: As the Rain Isaiah 55:10,11 ESV*
- 23 *Extra Bible Verse: For I Know the Plans Jeremiah 29:11,12 ESV*
- 24 *Extra Bible Verse: Even to Your Old Age Isaiah 46:4,10,11 ESV*
- 25 *Extra Song: God's One, Big Plan*

Bible Truth 3: God Uses It to Save His People

- 26 Bible Verse: For You Have Been Born Again 1 Peter 1:23, ESV

Bible Truth 4: God Uses It to Change His People

- 27 Bible Verse: O, How I Love Your Law Psalm 119:97-98, ESV
- 28 *Extra Bible Verse: For Whatever Was Written Romans 15:4, ESV*

Big Question 2, Bible Truth 3 Overview: Key Concepts

p.1

Unit 2: God's Wonderful Word, the Bible

Unit Big Question (and Answer): "What's so special about the Bible? It alone is God's Word!"

Unit Bible Verse: "This God--His ways are perfect. The word of the LORD proves true. The Lord lives, and blessed be my rock, and exalted be the God of my salvation." Psalm 18:30,46 ESV

Bible Truth 3 Concept: God Uses His Word, the Bible, to Save His People

We read books to know things. We read the Bible to know things, too. The Bible tells us about God and His plans to save sinful people like you and me. It tells us that God is good, but that we have all disobeyed Him. It tells us of how Jesus came to save us from our sins. These are very, very good things for us to learn from the Bible.

But the Bible does more than just help us LEARN about God and His plans. God has made it powerful to DO wonderful things inside of us. God uses His Word to save us from our sins and make us His people. God does this through His Holy Spirit, working in our hearts, as we think about His Word. The Holy Spirit helps us to want us to turn to God and ask for His forgiveness. He helps us put our trust in Jesus as our Savior. God loves to work through His Word and save people. He can work through His Word and save us, too. Ask Him!

Bible Truth 3 Bible Verse: 1 Peter 1:23

"You have been born again, not of perishable seed but of imperishable, through the living and abiding word of God."

Learn a Little: "You have been born again... through the word of God."

Meaning

When we become one of God's people, God calls that being born AGAIN. No, our mothers don't give birth to us again. No, we don't become little babies like we were. But, it IS a new beginning of life. Only this time, it is life with God.

How do we have this new beginning of life with God? God's Holy Spirit works in our hearts, as we think about God's Word. He helps us want to turn away from disobeying God and trust in Jesus as our Savior. We tell God about our sins and He forgives them all. He gives us a new heart that knows Him and loves Him and wants to live for Him.

This new life with God makes us a new person on the inside, in our heart. That's why God says we are born again when we become His people. And the amazing thing about this new life with God is that it never ends. We will NEVER perish! When we die, we will go to live with God forever! God loves to help us have this new life. Ask Him to help you!

Bible Truth 3 ACTS Prayer

- A** We praise You, God, that You are our Savior.
- C** God, You are so kind to offer to save us, but sometimes we still want to keep on doing things our own way. Please forgive us. Help us to turn to You as our Savior.
- T** Thank You for giving us Your Word, the Bible. Thank You for what You tell us about You and about ourselves in it. Thank You for how You use it to save people like us from our sins so we can be Your people.
- S** Work deep inside our hearts as we listen to Your Word, the Bible! Use it to help us turn away from disobeying You and trust in Jesus as our Savior. Help us to love You and live for You. In Jesus' name we pray. Amen.

Bible Truth 3 Story**The Case of the Fishermen Who Followed**

Matthew 4:18-22; 27-28; Mark 1:16-20; Luke 5:1-11; John 20:30-31; 21:24-25

Big Question 2, Bible Truth 3 Overview: Key Concepts

p.2

Songs Used in Bible Truth 3

Big Q & A 2 Song

Big Question 2 Song

Big Question 2 Bible Verse Song: As For God, His Way Is Perfect: Psalm 18:30

Big Question 2 Hymn: How Precious Is the Book Divine, v.1

Big Question 2 Praise Song: The Best Book to Read Is the Bible

Bible Truth 3 Bible Verse Song: For You Have Been Born Again 1 Peter 1:23, ESV

1. GETTING STARTED



= follow the stars for a short & simple lesson plan

<p>Intake Activity Ideas</p>	<p>Choose one of these open-ended activities to include children as they join the class:</p>	
<p>Free Play Time <i>suggestions in Appendix D</i></p>	<p>★ Offer your own or some of the easy-to-make, free play activities suggested in Appendix D.</p>	
<p>OR Sing-along Music Time <i>lyrics and sheet music, Appendix A</i></p>	<p>Music from Deep Down Detectives (DDD) ESV Songs 2: Big Q & A 2 Song Big Question 2 Song Big Question 2 (Unit) Bible Verse Song: Proves True Psalm 18:30,46, ESV Extra Big Question 2 (Unit) Bible Verse Song: His Way Is Perfect Psalm 18:30, ESV Extra Big Question 2 (Unit) Bible Verse Song: This God, His Way Is Perfect Psalm 18:30,46, ESV Extra Big Question 2 (Unit) Bible Verse Song: The Word of the Lord 1 Peter 1:24,25, ESV Big Question 2 Hymn: How Precious Is the Book Divine, v.1 Big Question 2 Praise Song: The Best Book to Read Is the Bible Bible Truth 3 Bible Verse Song: For You Have Been Born Again 1 Peter 1:23, ESV</p> <p><i>Add more fun to Sing-along Music Time by adding a Music, Movement & Memory Activity. These activities are listed on p.10 of this lesson plan with the Response Activities. Instructions found in Appendix B.</i></p>	<p><i>DDD ESV Songs 2, track 12</i> <i>DDD ESV Songs 2, track 13</i> <i>DDD ESV Songs 2, track 14</i> <i>DDD ESV Songs 2, track 15</i> <i>DDD ESV Songs 2, track 16</i> <i>DDD ESV Songs 2, track 17</i> <i>DDD ESV Songs 2, track 18</i> <i>DDD ESV Songs 2, track 19</i> <i>DDD ESV Songs 2, track 26</i></p>
<p>OR Bible Verse Memory Game <i>instructions found in Appendix B</i></p>	<p>Lesson 1 Game: Meet, Greet and Keep It Up Lesson 2 Game: Bean Bag Catch Lesson 3 Game: Animal Cube <i>These activities are also included on p.10 of this lesson plan with the Response Activities.</i></p>	
<p>2. OPENING CIRCLE TIME <i>(introduce the Bible Truth and tell the related Bible story)</i></p>		
<p>Gathering the Children <i>lyrics and sheet music, Appendix A</i></p>	<p><i>Sing verse 1 of The Classroom Song to gather the children for Circle Time.</i></p> <p>The Classroom Song, verse 1 <i>DDD ESV Songs 2, track 1</i> Let's gather together to worship God, Let's gather together to worship God, Let's gather together to worship God, Come gather here with me!</p>	
<p>Welcome to Deep Down Detectives</p>	<p>★ "Welcome to Deep Down Detectives. We're so glad you've joined us! Detectives are people who look for answers to questions. In Deep Down Detectives, we look for answers to big questions about God. We dig deep down in the truths of God's Word to find them."</p>	

2. OPENING CIRCLE TIME, continued

★ = follow the stars for a short & simple lesson plan

<p>Deep Down Detectives Theme Song</p> <p><i>lyrics and sheet music, Appendix A</i></p>	<p>“Let’s sing our Deep Down Detectives Theme Song.”</p> <p>★ Deep Down Detectives Theme Song <i>DDD ESV Songs 2, track 5</i></p> <p>We’re Deep Down Detectives, diggin’ deep in God’s Word, For truths about God and His plans for this world, We’re seeking to love Him, with all of our heart, We’re Deep Down Detectives! Come on! Let’s start!</p>
<p>Classroom Rules Song</p> <p><i>lyrics and sheet music, Appendix A</i></p>	<p>There are two very important things that Deep Down Detectives do together: we worship God and we love one another. Our Classroom Rules Song reminds us how we should act. Let’s sing it.”</p> <p>Classroom Rules Song <i>DDD ESV Songs 2, track 6</i></p> <p>Shh, be quiet while someone is talking, Raise your hand, if you have something to say, Don’t touch your friend, sitting beside you, Obey your teachers, Be kind as you play. These are our classroom rules, These are our classroom rules, They help us worship God and love one another, These are our classroom rules.</p>
<p>Opening Prayer Time</p> <p><i>lyrics and sheet music, Appendix A</i></p>	<p>“Children, we need God’s help to keep these rules. Let’s ask Him to help us right now. Let’s get ready and pray.”</p> <p>Let’s Pray <i>DDD ESV Songs 2, track 7</i></p> <p>1-2-3! Fold your hands, Bow your head, Close your eyes. Let’s pray! (<i>repeat</i>)</p> <p>“Let’s pray:”</p> <p>★ Opening Prayer</p> <p>Dear Lord, We’re so glad to get to gather together to worship You! Please help us keep the classroom rules. Please help us to love You and learn about You today. In Jesus’ name we pray. Amen.</p>

2. OPENING CIRCLE TIME, continued



= follow the stars for a short & simple lesson plan

Reveal the Big Question

Introduce the Big Question Box/Briefcase

lyrics and sheet music, Appendix A

“Detectives INVESTIGATE things. That means they ask questions and look for answers. Deep Down Detectives investigate big questions about God. The Big Question we are investigating today is right inside our Big Question Box/Briefcase.

The Big Question Box Song

DDD ESV Songs 2, track 8

We’ve got a big box,
All closed up and locked,
Filled with the truths of God’s Word.

We’ve got a brief case,
There’s no time to waste,
Come on, kids, let’s open it up!

The Big Question under Investigation

VISUAL AID



of BQB

Big Question & Answer Sign, front side

**found in the DDD Unit 2 Visual Aids, ESV Book*

Ok, who would like to open for me and pull out the Big Question?”

Choose a child to open the box/briefcase, take out the Big Question and hand it to you, then hold up the Big Question sign for all the children to see, and say:



The Big Question we are investigating today is Big Question Number 2:

What’s So Special about the Bible?

and the Answer is:

It Alone Is God’s Word!

Big Question Meaning



There are millions of books in the world, but none is like the Bible. It alone is God’s perfect Word! God made sure it was written down just right. It tells us everything we need to know God and to live for Him. It is powerful to do everything God wants it to do. Everything else in this world may come and go, but God’s Word will last forever. It will always prove true.

Big Question Songs

“Let’s sing our Big Question Song:

Big Q & A 2 Song



Big Q & A 2 Song

DDD ESV Songs 2, track 12

(adapted version of “Three Blind Mice”)

lyrics and sheet music, Appendix A

What’s so special about the Bible?
It alone is God’s Word!
It alone is God’s Word!
It’s always true,
It can make you wise,
It can work pow’r’ly in your life.
It alone is God’s Word!
It alone is God’s Word!

2. OPENING CIRCLE TIME, continued

★ = follow the stars for a short & simple lesson plan

Learning about the Big Question



Repeat the Big Question and Answer again:
 "What's So Special about the Bible? It Alone Is God's Word!"

Say: "Hmmm, I wonder what that means... Let's do our action rhyme/sing our song that explains it."

Then do the action rhyme /sing song using any of the optional motions suggested, if desired.

Big Question (Action Rhyme) Song

lyrics and sheet music, Appendix A



Big Question 2 Action Rhyme/ Song

DDD ESV Songs 2, track 13

Refrain:
 What's so special about the Bible?
 It alone is God's Word,
 What's so special about the Bible?
 It alone is God's Word.

There are millions and millions of books
 in the world,
 But only the Bible is God's perfect Word,
 There are millions and millions of books
 in the world,
 But only the Bible is God's perfect Word.

Verse 1
 God's Word was written down perfectly,
 By godly men long ago,
 The Holy Spirit worked through them,
 Inspiring every word they wrote.

Verse 2
 God's Word is powerful and living,
 It changes us, deep inside,
 The Holy Spirit uses it
 To make God's people like Christ.

(POSSIBLE ACTIONS)

hold up a Bible and point to it
Point up to God
hold up a Bible and point to it
Point up to God

make "book" with your hands by placing your flat palms next to each other like an open book

hold up a Bible and point to it
Point up to God

use index of one hand to pretend to write on open palm of the other hand

hold open hands up to God, then bring them down and place on your head

flex arms
touch heart
hold open hands up to God, then bring them down and place over your heart

Lesson Plan: Big Question 2, Bible Truth 3

use with all THREE lessons

2. OPENING CIRCLE TIME, continued



= follow the stars for a short & simple lesson plan

Learning the Bible Truth

VISUAL take out

AID



of BQB

VISUAL AID

All the Bible Truths Sign

Knowing that the Bible alone is God's Word is a good beginning, but there's so more to learn. So it's time for us to dig down even deeper for more answers to our Big Question about God. We're going to be learning **FOUR** Bible truths that all tell us more about what makes the Bible so special.

Who would like to hand me the picture with our four Bible truths on it? It's in the Big Question Box/Briefcase?" *Choose a child to get it out and hand it to you, then hold it up and show them the pictures of the four truths they will be learning.*

Bible Truth Clue

VISUAL take out

AID



of BQB

Bible Truth Clue Sign,

front side

VISUAL AID

After everyone has had a good look, say...

"Ok, we've learned two ways the Bible is so special. They are: God made sure it was written down just right; and, It tells us about God and His plans. (Point to pictures as you identify each Bible Truth.) Now let's look at our Bible Truth Clue sign and see if we can figure out which of these four truths we will be learning about today. Who would like to get it out of the Big Question Briefcase for me?"

Choose a child to open the briefcase, take out the Bible Truth Clue sign and hand it to you. Hold up the front side for the children to see. Cover up the answer, written along the bottom, and say:

**"What's So Special about the Bible?
It Alone Is God's Word...
God uses it to ???? His people!**

Hint

We are missing one word. Here's the hint to what the missing word is. It says: "What is the Bible word for God forgiving our sins and making us His people? It rhymes with "brave?"

Can you guess? It's save"!

So the Bible Truth we are learning today is:
(uncover answer from bottom of sign, show it to them and say:)

**"What's So Special about the Bible?
It Alone Is God's Word...
God uses it to SAVE His people!**

Bible Truth Meaning

And here is what this Bible Truth means:

(read the meaning off of the back of the sign, say:)

We read books to know things. We read the Bible to know things, too. The Bible tells us about God and His plans to save sinful people like you and me. It tells us that God is good, but that we have all disobeyed Him. It tells us of how Jesus came to save us from our sins. These are very, very good things for us to learn from the Bible.

But the Bible does more than just help us LEARN about God and His plans. God has made it powerful to DO wonderful things inside of us. God uses His Word to save us from our sins and make us His people. God does this through His Holy Spirit, working in our hearts, as we think about His Word. The Holy Spirit helps us to want us to turn to God and ask for His forgiveness. He helps us put our trust in Jesus as our Savior. God loves to work through His Word and save people. He can work through His Word and save us, too. Ask Him!

2. OPENING CIRCLE TIME, continued

★ = follow the stars for a short & simple lesson plan

Learning the Bible Verse

"And how do I know this is true? God tells me so in His special book, the Bible."

The Bible Chant Song

Say or sing the Bible Chant Song.

DDD ESV Songs 2, track 9

lyrics and sheet music, Appendix A

The Bible Chant Song

The Bible, the Bible,
Let's get out the Bible.
Let's hear what God has to say.
The Bible, the Bible,
God's given us the Bible.
It's His Word for us to learn and obey! Yay!

Bible Verse

DDD 2.1 Bible Verse-front side (in the DDD Bible folder)

"Who would like to get our Bible folder out of the Big Question Briefcase for me?"

VISUAL AID Place verse in take out

#4 DDD Bible Folder of BQB

Choose a child to open the briefcase, take out the "Bible" folder and hand it to you. Remove the Bible Verse Picture from the "Bible" folder and hold it up for all the children to see, then say:

1 Peter 1:23 tells us:

★ **1 Peter 1:23**

*found in the DDD Unit 2 Visual Aids, ESV Book

"You have been born again, not of perishable seed but of imperishable, through the living and abiding word of God."

Learn a Little: "You have been born again... through the word of God."

Bible Verse Meaning

★ **What does that mean?**

When we become one of God's people, God calls that being born AGAIN. No, our mothers don't give birth to us again. No, we don't become little babies like we were. But, it IS a new beginning of life. Only this time, it is life with God.

How do we have this new beginning of life with God? God's Holy Spirit works in our hearts, as we think about God's Word. He helps us want to turn away from disobeying God and trust in Jesus as our Savior. We tell God about our sins and He forgives them all. He gives us a new heart that knows Him and loves Him and wants to live for Him.

This new life with God makes us a new person on the inside, in our heart. That's why God says we are born again when we become His people. And the amazing thing about this new life with God is that it never ends. We will NEVER perish! When we die, we will go to live with God forever! God loves to help us have this new life. Ask Him to help you!

2. OPENING CIRCLE TIME, continued



= follow the stars for a short & simple lesson plan

**Bible Verse
Song**

*lyrics and sheet music,
Appendix A*

We've said our Bible verse, now let's sing it!





You Have Been Born Again: 1 Peter 1:23

DDD ESV Songs 2, track 26

You have been born again, not of perishable seed,
But through the living and abiding word of God.
You have been born again, not of perishable seed,
But through the living and abiding word of God.
First Peter One, verse twenty-three.

2. OPENING CIRCLE TIME, continued

★ = follow the stars for a short & simple lesson plan

<p>Getting into the Case</p>	<p>"Now it's time to do a bit more deep down investigating. Let's read what Detective Dan wants us to help him figure out. Would someone like to get it out for me?"</p>
<p>Listening Assignments</p> <p>Place in  take out  of BQB</p>	<p>NOTE: Listening assignments are most suitable for ages 3+. Skip straight to the Bible story (see bottom of this page), if working with 2 year olds.</p> <p>"Let's open up our listening assignment and see what we are supposed to figure out today.</p> <p>Choose a child to take out the Listening Assignment (from the DDD Bible Folder) and hand it to you. Read Detective Dan's letter to the children that includes the listening assignment. The listening assignments are summarized below:</p>
<p>VISUAL AID</p> <p></p> <p>DDD Unit 2 Visual Aids, ESV</p>	<p>Detective Dan's Lesson #1 Listening Assignment:</p> <p>I need to find out:</p> <ol style="list-style-type: none"> 1. Who were the fishermen? 2. Who did they follow? What happened to them as they heard God's Word?
<p>VISUAL AID</p> <p></p> <p>DDD Unit 2 Visual Aids, ESV</p>	<p>Detective Dan's Lesson #2 Listening Assignment:</p> <p>Our Bible Verse is 1 Peter 1:23: "For you have been born again, not of perishable seed, but of imperishable, through the living and enduring word of God."</p> <p>When we turn from our sins and trust in Jesus, this is called being born again. That's because this is how God gives us a new life as one of His people. God uses His Word, the Bible to do this wonderful thing inside our hearts.</p> <p>I need to find out:</p> <ol style="list-style-type: none"> 1. What happened as the fishermen listened to Jesus teach from God's Word, the Bible? 2. What did God's Holy Spirit help some of the fishermen write down? Which of the fishermen wrote down the words to our Bible verse?
<p>VISUAL AID</p> <p></p> <p>*Listening Assignment #3 includes the Assignment Sheet, plus 4 clue pictures.*</p> <p>DDD Unit 2 Visual Aids, ESV</p>	<p>Detective Dan's Lesson #3 Listening Assignment:</p> <p>I found six clues, but only 4 of them are in the story. They are: a rabbit; a market; a net full of fish; the moon; a bad guy; and, a book. Hold up each of them for the children to see as you identify them.</p> <p>I need to figure out:</p> <ol style="list-style-type: none"> 1. Which four belong in the story and which two don't? 2. Who confessed that he was a sinful man? What did Jesus do?
<p>Tell the Bible Story</p> <p>Place story & pics in  take out  of BQB</p> <p>DDD Unit 2 Visual Aids, ESV</p> <p>Story text included in this book right after this lesson plan and in Visual Aids book</p>	<p>★ Then say, "Ok, Deep Down Detectives! Put on your best listening ears and see if you can hear the answers to Detective Dan's questions. When I finish telling the story, we will see if we can answer all the questions."</p> <p>★ Bible Story: The Case of the Fishermen Who Followed <i>Matthew 4:18-22; 27-28; Mark 1:16-20; Luke 5:1-11; John 20:30-31; 21:24-25</i></p> <p>Read the Bible Truth story, putting up the Storyboard Pictures/holding up the Story Scenes as you tell it. Then have the children answer the listening assignment, present the gospel and lead in prayer.</p> <p>*Answers to questions, the gospel and ACTS prayer are included with the story text.*</p>

Lesson Plan: Big Question 2, Bible Truth 3

use with all THREE lessons

2. OPENING CIRCLE TIME, continued








= follow the stars for a short & simple lesson plan

<p>Story Response Song(s)</p> <p>Hymn</p> <p><i>lyrics and sheet music, Appendix A</i></p>	<p><i>As attention span and time allow, you might want to end with one of the following songs which also tie in with the unit. If desired, use the Music and Movement activity ideas while singing (listed with the Response Activities).</i></p> <p>How Precious Is the Book Divine <i>DDD ESV Songs 2, track 18</i></p> <p>Verse 1 How precious is the book divine, By inspiration given; Bright as a lamp its doctrines shine, To guide our souls to heaven.</p> <p>Tie-in: "The Bible is precious. It is very special. There is no other book like it in the whole world. It is divine--that means it's from God. It's inspired--that means God's Holy Spirit helped godly people write it down just right. The Bible is such a great gift to us! God tells us about Himself in it. He tells us how He sent Jesus to save us from our sins. He tells us how He wants us to live for Him. He uses it to help us know how we can become His people and go to live with Him forever in heaven one day.</p>
<p>Praise Song</p> <p><i>lyrics and sheet music, Appendix A</i></p>	<p>Praise Song: The Best Book to Read Is the Bible <i>DDD ESV Songs 2, track 19</i></p> <p>Verse 1 The best book to read is the Bible, The best book to read is the Bible, It alone is God's true Word, With the best news ever heard! Yes! The best book to read is the Bible.</p> <p>Verse 2 The best book to read is the Bible, The best book to read is the Bible, If you read it ev'ry day, God will teach you His ways. Yes! The best book to read is the Bible.</p> <p>Tie-in: "The Bible is the best book to read, because only it alone is God's true word! In it, God tells us about Himself and the good news that He sent Jesus to save us from our sins. In it, He tells us how He wants us to live for Him. How God will bless and change us if we read His book, the Bible, every day!"</p>

3. TAKING ACTION: Response Activities *(choose from among these activities)*

<p>Transition to Activities</p>	<p>★ Well, Deep Down Detectives, you've done a great job diggin' deep down for answers in the truths of God's Word. Now it's time to enjoy some activities."</p> <p><i>Tell children what activity/s you are providing for them: either free play or some of the response activities listed below. When you are ready to dismiss them, Use this song to help the children to transition in an orderly fashion to their next activity.</i></p> <p>"Children, let's sing our Time to Play Song. When we are finished you may get up and walk over to our next activity."</p>
<p>Classroom Song, verse 2</p> <p><i>lyrics and sheet music, Appendix A</i></p>	<p>Classroom Song, verse 2 <i>DDD ESV Songs 2, track 2</i></p> <p>We've gathered together to worship God, We've gathered together to worship God, And now it's time to play.</p> <p><i>Dismiss the children to whatever activities you have prepared for them to do.</i></p>

3. TAKING ACTION: Response Activities (choose from among these activities) ★ = short & simple lesson plan

<p>Response Activities</p>	<p>Choose one or more activities appropriate for your children, based on classroom time and developmental needs. Add the Discussion Sheet to any activity for deeper learning. ★</p>
<p>Bible Verse Memory Game</p> <p><i>game directions, Appendix B</i></p>	<p>Though listed with the opening activities, you may choose to use this Bible verse game here instead (or as a repeat).</p> <ul style="list-style-type: none"> Lesson 1 Game: Meet, Greet and Keep It Up Lesson 2 Game: Bean Bag Catch Lesson 3 Game: Animal Cube <p><i>Use the Discussion Sheet with this activity for even deeper learning</i> ★</p>  <p>Discussion Questions</p>
<p>Music, Movement & Memory Activity</p> <p><i>game directions, Appendix B</i></p>	<p>A music activity that uses the songs from the Bible Truth and Big Question unit.</p> <ul style="list-style-type: none"> DDD Songs for this Bible Truth, plus: Lesson 1 Activity: Big Voice, Little Voice Lesson 2 Activity: Sing, Dance, and Fall Down Lesson 3 Activity: Bottle Shakers <p><i>Use the Discussion Sheet with this activity for even deeper learning</i> ★</p>  <p>Discussion Questions</p>
<p>Bible Story Review Game</p> <p><i>game directions, Appendix B</i></p>	<p>A game that uses the storyboard pictures from the story to review the story.</p> <ul style="list-style-type: none"> Lesson 1 Game: Clothespin Line Up and Drop Lesson 2 Game: Deep Down Detectives Clue Hunt Lesson 3 Game: Run to the Grocery Store <p><i>Use the Discussion Sheet with this activity for even deeper learning</i> ★</p>  <p>Discussion Questions</p>
<p>Coloring Pages/ Take Home Sheets</p> <p><i>in Appendix C</i></p> <p>★</p>	<p>A coloring page related to the lesson assignment question is provided for each lesson. On the back of each are the key concepts, a few questions and a song for parents to use with their children.</p> <p>NOTE: Upgrade your coloring sheet to a more interesting craft by offering simple embellishments, such as jiggly eyes, craft sand, glitter, glitter glue, colored paper dots (made with a hole punch), fabric scraps, etc. Make cut-to-size glued-on clothes, hair, etc for characters by using a copy of the coloring sheet, cutting out the selected portions and making them the patterns for whatever you want to cut out of fabric, paper, foil, etc.</p> <ul style="list-style-type: none"> Lesson 1 Coloring Sheet Emphasis: Bible Truth Lesson 2 Coloring Sheet Emphasis: Bible Verse Lesson 3 Coloring Sheet Emphasis: ACTS Prayer <p><i>Use the Discussion Sheet with this activity for even deeper learning</i> ★</p>  <p>Discussion Questions</p>
<p>Extra Crafts: Big Question Craft</p> <p><i>in Appendix C</i></p> <p>Bible Verse Craft</p> <p><i>in Appendix C</i></p> <p>Bible Story Puzzle</p> <p><i>in Appendix C</i></p>	<p>These crafts are slightly more complex than the coloring/take home sheets:</p> <p>The Bible Concept Go-and-Tell Craft is a craft that summarizes the Bible concept and includes the Bible verse. It is included for those desiring more than a coloring sheet. This more complex craft will involve gluing, sticking, etc. Can be used at any time.</p> <p>The Bible Story Coloring Sheet provides a tie in between the Bible story and the Bible truth they are learning.</p> <p>The Storyboard Picture Placement Page has been made into a puzzle that can be cut out and re-assembled by the children. This provides a nice summary of the Bible story.</p> <p><i>Use the Discussion Sheet with these activities for even deeper learning</i> ★</p>  <p>Discussion Questions</p>
<p>Free Play Activities ★</p> <p><i>ideas in Appendix D</i></p>	<p>Offer your own or some of the easy-to-make, free play activities suggested in Appendix D.</p>

4. CLOSING CIRCLE TIME *(End-of-session activities for the last 5-10 minutes of class time)*

★ = short & simple lesson plan

<p>Transition to Closing Circle</p> <p>Classroom Song, verse 3</p> <p><i>lyrics and sheet music, Appendix A</i></p>	<p><i>Use this song to help the children to transition in an orderly fashion. Start singing this song and ask the children to gather with you for Closing Circle Time.</i></p> <p>Classroom Song, verse 3 <i>DDD ESV Songs 2, track 3</i></p> <p>It's time to get ready to go and tell, It's time to get ready to go and tell, Come gather here with me.</p>
<p>Closing Circle Time</p> <p>Classroom Song, verse 4</p> <p><i>lyrics and sheet music, Appendix A</i></p>	<p><i>When children are settled in the circle, say:</i></p> <p>"It's almost time for your parents to come pick you up. And do you know what that means? It means.... (draw this out to build anticipation and excitement)...that it's almost time to go home and....it's almost time to...Go and Tell! We have learned some big news about God today. God wants us to take and tell it to the whole world!"</p> <p>Classroom Song, verse 4 <i>DDD ESV Songs 2, track 4</i></p> <p>So what's our big news to go and tell, So what's our big news to go and tell, Can you tell me now?</p>
<p>Big News to Tell Big Question 2</p> <p><i>VISUAL AID</i></p> <div style="border: 1px solid black; background-color: #90EE90; padding: 5px; display: inline-block; margin: 5px 0;">#1</div> <p><i>*found in the DDD Unit 2 Visual Aids, ESV Book lyrics and sheet music, Appendix A</i></p> <p>Big Question 2, Bible Truth 3</p> <p><i>VISUAL AID</i></p> <div style="border: 1px solid black; background-color: #90EE90; padding: 5px; display: inline-block; margin: 5px 0;">#3</div>	<p>"Let's see....there's so much big news to tell! There's so much we've learned!</p> <p>First of all, can you tell me the answer to our Big Question: "What's so special about the Bible?" <i>Hold up the Bible Truth Clue Picture.</i></p> <p>Say the answer with me: "It alone is God's Word!"</p> <p><i>(If desired, you can sing one/both of the Big Question songs.)</i> <i>DDD ESV Songs 2, tracks 12,13</i></p> <p>And what's one way the Bible is special? What did we learn? <i>Point to the picture.</i></p> <p>God uses it to save His people!"</p> <p>"And how do I know this is true? Can you tell me? Say it with me: "The Bible tells me so!"</p> <p>That's right!</p>
<p>Big Question 2 Bible Truth 3 Bible Verse</p> <p><i>VISUAL AID</i></p> <div style="border: 1px solid black; background-color: #90EE90; padding: 5px; display: inline-block; margin: 5px 0;">#4</div> <p><i>*found in the DDD Unit 2 Visual Aids, ESV Book lyrics and sheet music, Appendix A</i></p>	<p>We learned: 1 Peter 1:23:"You have been born again, not of perishable seed but of imperishable, through the living and abiding word of God."</p> <p>Learn a Little: "You have been born again... through the word of God."</p> <p>When we become one of God's people, God calls that being born AGAIN. No, our mothers don't give birth to us again. No, we don't become little babies like we were. But, it IS a new beginning of life. Only this time, it is life with God.</p> <p>How do we have this new beginning of life with God? God's Holy Spirit works in our hearts, as we think about God's Word. He helps us want to turn away from disobeying God and trust in Jesus as our Savior. We tell God about our sins and He forgives them all. He gives us a new heart that knows Him and loves Him and wants to live for Him.</p> <p>This new life with God makes us a new person on the inside, in our heart. That's why God says we are born again when we become His people. And the amazing thing about this new life with God is that it never ends. We will NEVER perish! When we die, we will go to live with God forever! God loves to help us have this new life. Ask Him to help you!</p> <p><i>(If desired, you can sing the Bible verse song.)</i> <i>DDD ESV Songs 2, track 26</i></p>

4. CLOSING CIRCLE TIME, continued



= follow the stars for a short & simple lesson plan

<p>Closing ACTS Prayer Time</p> <p>ACTS Prayer Chant</p> <p><i>lyrics and sheet music, Appendix A</i></p>	<p><i>Let's ask God to help us to remember this and even tell others this good news. Let's get ready and pray our ACTS prayer.</i></p> <p><i>And what does ACTS mean? Let's sing/say our ACTS Prayer Chant!</i></p> <p>ACTS Prayer Chant Song <i>DDD ESV Songs 2, tracks 10,11</i></p> <p>A, Adoration: God, we praise You! C, Confession: Forgive us our sins. That's the ACTS prayer, my friend, T, Thanksgiving: Thank You for Jesus, Bow head, Close your eyes, Shhh, S, Supplication: Help us to live like Him. Let's begin!</p>
---	---

<p>Closing ACTS Prayer</p>	<p>"Let's pray!"</p> <p><i>Lead the children in the ACTS prayer for this Bible Truth.</i></p> <p>A We praise You, God, that You are our Savior.</p> <p>C God, You are so kind to offer to save us, but sometimes we still want to keep on doing things our own way. Please forgive us. Help us to turn to You as our Savior.</p> <p>T Thank You for giving us Your Word, the Bible. Thank You for what You tell us about You and about ourselves in it. Thank You for how You use it to save people like us from our sins so we can be Your people.</p> <p>S Work deep inside our hearts as we listen to Your Word, the Bible! Use it to help us turn away from disobeying You and trust in Jesus as our Savior. Help us to love You and live for You.</p> <p>In Jesus' name we pray. Amen.</p>
-----------------------------------	---

5. TAKING IT HOME *(Take Home Sheet)*

<p>Clean up and Dismissal</p>	<p>★ "Now it's time to work together and clean up." <i>Have the children join you in cleaning up the room.</i></p>
<p>Coloring Pages/ Take Home Sheets</p> <p><i>in Appendix C</i></p>	<p>★ <i>Give out the craft/take home sheet and any other papers from the session, as you dismiss children from class.</i></p> <p><i>(Reminder: The back side of the coloring page is the take home sheet for each lesson.)</i></p>

<p>Bible Story to Take-Home</p> <p><i>in Appendix C</i></p>	<p>You may also want to include a copy of the story along with the take home sheet. (However, each coloring sheet/take home sheet includes a note to parents telling them where they can download the story from the parents' resources section on the website.)</p>
--	--

The Case of the Fishermen Who Followed

Matthew 4:18-22; 27-28; Mark 1:16-20; Luke 5:1-11; John 20:30-31; 21:24-25



of BQB

Story-telling Tips

Ahead of time:

1. Read the Bible verses and story. Pray!
2. Choose story action cues and prepare storyboard figures/Story Scenes, if using. (In Visual Aids book)
3. Practice telling story with the storyboard figures/Story Scenes, timing your presentation. Shorten, if necessary.

During your presentation:

1. Maintain as much eye contact as possible as you tell the story.
2. Put up storyboard figures/add story action cues/hold up Story Scenes as you tell the story. Allow the children to help you put them on the board, if desired.
3. Include the children in your story with a few questions about what they think will happen or words/concepts that might be new to them.
4. Watch the kids for signs that their attention span has been reached. Shorten, if necessary.

INTRODUCTION/ LISTENING ASSIGNMENTS

“Our story is called: The Case of the The Case of the Fishermen Who Followed. Here is your listening assignment...”

Read from Detective Dan’s Listening Assignment signs, but questions are summarized below:

Detective Dan’s Lesson #1 Listening Assignment:

I need to find out:

1. **Who were the fishermen?**
2. **Who did they follow? What happened to them as they heard God’s Word?**

Detective Dan’s Lesson #2 Listening Assignment:

Our Bible Verse is 1 Peter 1:23: “For you have been born again, not of perishable seed, but of imperishable, through the living and enduring word of God.”

When we turn from our sins and trust in Jesus, this is called being born again. That’s because this is how God gives us a new life as one of His people. God uses His Word, the Bible to do this wonderful thing inside our hearts.

I need to find out:

1. **What happened as the fishermen listened to Jesus teach from God’s Word, the Bible?**
2. **What did God’s Holy Spirit help some of the fishermen write down? Which of the fishermen wrote down the words to our Bible verse?**

Detective Dan’s Lesson #3 Listening Assignment:

I found six clues, but only 4 of them are in the story.

They are: a rabbit; a market; a net full of fish; the moon; a bad guy; and, a book.

Hold up each of them for the children to see as you identify them.

I need to figure out:

1. **Which four belong in the story and which two don’t?**
2. **Who confessed that he was a sinful man? What did Jesus do?**

Read the assignment questions, THEN SAY,

“Ok, Deep Down Detectives! Put on your best listening ears and see if you can hear the answers to Detective Dan’s questions. When I finish telling the story, we will see if we can answer all the questions.”

Read the Bible Truth story, answer questions, present the gospel and lead in prayer.

Listening Assignments answers; the gospel; and, an ACTS prayer are included with the story text at the end.

The Case of the Fishermen Who Followed Matthew 4:18-22; 27-28; Mark 1:16-20; Luke 5:1-11; John 20:30-31;21:24-25

Story with lines separating paragraphs (text in bold, optional interaction cues in italics)

If there was one thing that Peter, Andrew, James and John knew, it was fish. Some of these fish you may have heard of before-- like sardines and tilapia. There were others you probably haven't heard of--like musht and biny fish.

But Peter, Andrew, James and John knew them all and caught them all. They were fishermen. Fish were their living. So, most every night, when the sun went down behind the hills and the moon rose up in the sky, Peter, Andrew, James and John gathered their nets, hopped in their boat, and sailed out to the middle of the big Sea of Galilee.

"Whoosh", they threw out their nets onto the wavy waters. "Bloop, bloop, bloop," down the nets sank into the depths below. Then "Grrrrrunt," they pulled the heavy nets back into their boat, filled with floppy-floppy fish. Catch fish on the lake at night. Sell fish in the market by day. Sleep a little bit, then do it all over again. This was the life of fishermen, Peter, Andrew, James and John.

Can you pretend to throw out a big net and pull it back in?

Well, that's the way life was supposed to go. But one night, things went very, very differently. Out went the nets—"Whoosh." And down went the nets –"Bloop, bloop, bloop." (Yes, that was all the same as usual.) But this time, there was no "Grrrrrunt" when the nets came up out of the water. They were easy to pull back in. Too easy. Uh oh...

Why do you think, the nets were so easy to pull in?

The nets were easy to pull in because there were NO fish in the nets at all! There were no fish that first time they threw out the nets...or the second or the third or the fourth. Not a single musht or biny or sardine or tilapia fish the whole night long. Not even one! So, as the moon set and the sun came back up the next morning, it was a very sad Peter, Andrew, James and John who rowed their empty boat back to shore and pulled it up on the beach. No fish caught meant no fish to sell at the market... and no money in their pockets. They would just clean their nets and go to bed. Ugh! This was the worst night ever!

But then, someone came down to the beach that sad morning who was about to turn the worst NIGHT ever into the best DAY ever for those fishermen. Can you guess who it was?

Who do you guess?

It was Jesus! He had come down to the beach with a big crowd of people—right there where Peter, Andrew, James and John were cleaning their nets.

Now when you and I go to the beach, it might be to swim in the water or play in the sand, but not Jesus and this crowd.

Why do you think they had come to the beach?

Jesus had come to teach to them from God's Word.

But why had Jesus chosen THAT spot? The Sea of Galilee was a huge lake. Jesus could have picked many places to take that big crowd. But on purpose, He led them right there near those sad, tired fishermen. Jesus had a plan!

Can you guess why? Let's find out!

Story with lines separating paragraphs (text in bold, optional interaction cues in italics)

Jesus borrowed Peter's boat and pushed it out to shore a little ways. Then He began teaching from God's Word.

Peter, Andrew, James and John listened to Jesus preach as they cleaned their nets. And as those fishermen listened, God's Holy Spirit started to work in their hearts. He was using God's Word to help them begin to believe in Jesus as more than just a teacher.

Jesus knew what was going on inside of those fishermen. This had been His plan. He had planned for them to hear Him teach from God's Word that day. He had planned for the Holy Spirit to work in their hearts. Because, He had planned for those four fishermen to be His disciples! They would be His special friends who would live with Him and go with Him everywhere He went. He would teach them God's Word and He prepare them to tell the whole world the good news of salvation... and it was all starting right then!

When Jesus finished teaching, He rowed to shore and gave the boat back to the fishermen. "Get into your boat and row back out onto the lake," Jesus told them. "Throw out your nets again."

The fishermen was tired. They had just finished cleaning those big nets. They didn't want to get them dirty again. It wouldn't do any good to go back out anyway. Everyone knew fish come out at night, not during the day!

But Peter went ahead and obeyed Jesus, in a grumpy sort of way. "Jesus, we have been out all night and caught nothing, but because you say so, we will go back out." What did a teacher know about fishing anyway, he must have thought.

Was Peter right about Jesus? Did He really know so little about fishing?

Well, it was a good thing those fishermen DID obey Jesus, as they quickly found out! "Whoosh" they threw out the net, "Bloop, bloop, bloop" down went the nets, then "GRRRRRRUNT" they pulled them back in, with the biggest grunt ever. The nets were so full of fish that they couldn't hold them all. The nets were so full of fish that they even began to RIPPPPPP!

Once more the Holy Spirit worked those fishermen's hearts. He helped them put all the pieces together. Jesus had CAUSED this amazing catch of fish. And He had done it in a way that only God could do. Jesus wasn't just a teacher of God's Word. He was MORE! Could Jesus be the Messiah, the Special One sent by God to save His people, they began to wonder. Wow!

Peter wasn't just amazed. He was ashamed, too. He had grumbled and doubted Jesus. He fell down on his knees before Jesus and said, "Go away from me. I'm a sinful man." What would someone like Jesus want with him, Peter thought.

Do you think Jesus left Peter and went away?

But Jesus did NOT go away. He knew Peter was a sinner. He had come to be Peter's Savior. Jesus STAYED and said to Peter and the others, "Leave your fishing nets and come follow Me. No more catching biny or musht fish for you! I'm making you fishers of men. I will use you to bring God's Word to people so they can learn about Me—the Savior—and be saved from their sins."

And that's exactly what Peter, Andrew, James and John did. They put down their nets, and left their boat... and even all those flippy-floppy fish. And they followed Jesus, right then and there.

Story with lines separating paragraphs (text in bold, optional interaction cues in italics)

For one, two, three years, Peter, Andrew, James and John followed Jesus as His disciples. They listened to Him preach God's Word. They watched Him do many amazing things by God's power. Then, at the end of those three years, they watched Jesus do the most amazing thing of all: they watched Him choose to suffer and die on the cross for the sins of God's people.

As Peter, Andrew, James and John listened and they watched, God worked in their hearts more and more. Yes, Jesus WAS the Messiah, the Special One sent by God to save His people from their sins. And that's exactly what He had done!

Jesus was buried in a cave grave that day, but He didn't stay there. On the third day, Jesus rose up from the dead in victory! How happy Peter, Andrew, James, John and the other disciples were!

He appeared first to the women who came to the cave grave to care for His body that Sunday morning; then, later that day to His disciples. How happy Peter, Andrew, James, John and the others were! Yes! Jesus really was God's Son, the Savior!

For forty, wonderful days, Jesus spend time with His disciples. He taught them from God's Word and He gave them work to do. "Go into the whole world and teach everyone about Me! Tell them to turn away from their sins and trust in Me as their Savior!" Jesus told them.

The disciples were happy to obey. They went out and preached about Jesus from God's Word. And as they preached God's Word, the Holy Spirit used it to work in the hearts of those who listened. Many believed! How happy were Peter, Andrew, James and John to see God use His powerful Word to save so many people!

God used these men to preach His Word, but He used them to do something else, too.

Can you guess how else He used them?

God used them to write down His Word, too. Fisherman Peter wrote down the words to our Bible verse: "You have been born again, not of perishable seed but of imperishable, through the living and abiding word of God." He knew what it meant for God to use His Word to work in his heart and save him from his sins.

Fisherman John wrote down a whole book full of all he had heard Jesus preach and had seen Jesus do. When John finished writing his story of Jesus, he wrote these words: "These things are written that you might believe that Jesus is the Messiah, and be saved, too."

And every word that Peter and John wrote down came out perfectly. Why? Because God's Holy Spirit was at work in them in a special way. He was making John and Peter's words, God's Words, too. He made sure everything written down just right.

And now, YOU can read the words that Fisherman Peter and John wrote down in YOUR Bible! They are written down in the books we call the Gospel of John and First and Second Peter. God has used the words they wrote down to help many, many people believe in Jesus and be saved. He can even use them to save you! Ask Him to help you!

Cracking the Case: (story wrap-up for Listening Assignments)

It's time to see how we did with our Listening Assignment.

Detective Dan's Lesson 1 Listening Assignment:

1. Who were the fishermen? Peter, Andrew, James and John.

2. What happened to them as they heard God's Word? Who did they follow?

God's Holy Spirit worked in their hearts and they began to believe in Jesus. They became Jesus' disciples--His special friends who followed Him as He taught God's Word and did amazing things.

For You and Me:

God can work in our hearts, too, when we hear God's Word. We can ask our teachers and our parents to help us understand what we hear. We can ask God to work in our hearts and help us to believe in Jesus as our Savior.

Detective Dan's Lesson 2 Listening Assignment:

Our Bible Verse is 1 Peter 1:23:

"You have been born again, not of perishable seed but of imperishable, through the living and abiding word of God."

When we turn from our sins and trust in Jesus, this is called being born again. That's because this is how God gives us a new life as one of His people. God uses His Word, the Bible to do this wonderful thing inside our hearts.

1. What happened as the fishermen listened to Jesus teach from God's Word, the Bible? God's Holy Spirit worked in their hearts and they began to believe in Jesus. They became Jesus' disciples--His special friends who followed Him as He taught God's Word and did amazing things.

2. What did God's Holy Spirit help some of the fishermen write down? Which of the fishermen wrote down the words to our Bible verse?

He helped them write down parts of His Word, the Bible. Peter did.

For You and Me:

God can work in our hearts, too, when we hear God's Word. We can ask our teachers and our parents to help us understand what we hear. We can ask God to work in our hearts and help us to believe in Jesus as our Savior.

Detective Dan's Lesson 3 Listening Assignment:

Our six clues were: a rabbit; a market; a net full of fish; the moon; a bad guy; and, a book.

1. Which four belong in the story and which two don't? The market; the net full of fish; the moon and the book were in our story. The rabbit and the bad guy were not.

2. Who confessed to Jesus that he was a sinful man? What did Jesus do? Peter confessed that he was a sinful man. Jesus would be Peter's Savior. He asked Peter (and the other fishermen) to come follow Him as His disciples.

For You and Me:

Like Peter, we are sinners who need to confess our sins and be forgiven. We can trust in Jesus as our Savior. We can be one of God's dearly loved people. God loves to help us do this! Ask Him!

The Gospel (story wrap-up if NOT using Listening Assignments)**Our Bible Truth is:**

What's So Special about the Bible?

It Alone Is God's Word...God uses it to save His people!

God loves to use His Word to save people. He can use it to save us and make us His people. Take time to listen to God's Word. You can even listen to the stories of Jesus that God used Fisherman John and Fisherman Peter to write down. Ask God to work in your heart as you listen. Ask Him to help you turn away from your sins and trust in Jesus as your Savior! He loves to help us!

Close in prayer.

Closing ACTS Prayer

- A** We praise You, God, that You are our Savior.
- C** God, You are so kind to offer to save us, but sometimes we still want to keep on doing things our own way. Please forgive us. Help us to turn to You as our Savior.
- T** Thank You for giving us Your Word, the Bible. Thank You for what You tell us about You and about ourselves in it. Thank You for how You use it to save people like us from our sins so we can be Your people.
- S** Work deep inside our hearts as we listen to Your Word, the Bible! Use it to help us turn away from disobeying You and trust in Jesus as our Savior. Help us to love You and live for You.

In Jesus' name we pray. Amen.

Deep Down Discussion Sheet

use with all THREE lessons

Use with all response activities for deeper learning



P.1

Questions to aid discussion of the key concepts and for use in games

Be familiar with these questions and answers. Look for opportunities to ask questions and discuss their answers, such as while the children work on their coloring pages, as part of their response games, or during play time. Remember: your goal isn't to ask all these questions or only talk to the children about these things. It is to be deliberate in having good conversations with the children as you are able.

<p>BIG QUESTION</p> <p>Meaning</p> <p>Discussion Questions</p>	<p>What's So Special about the Bible? It Alone Is God's Word!</p> <p>There are millions of books in the world, but none is like the Bible. It alone is God's perfect Word! God made sure it was written down just right. It tells us everything we need to know God and to live for Him. It is powerful to do everything God wants it to do. Everything else in this world may come and go, but God's Word will last forever. It will always prove true.</p> <p><i>choose a few</i></p> <ol style="list-style-type: none"> 1. What's so special about the Bible? <i>It alone is God's Word!</i> 2. How many books are there in the world? <i>Millions!</i> 3. How many books are like the Bible? <i>None!</i> 4. Why is the Bible different from all the other books in the world? <i>It alone is God's Word.</i> 5. What does the Bible tell us about God? <i>Everything we need to know.</i> 6. What does the Bible tell us about how we should live? <i>Everything we need to know.</i> 7. What is the Bible powerful to do? <i>Everything God wants it to do.</i> 8. Will the things in this world last forever? <i>No, they won't. They will come and go.</i> 9. How long will God's Word last? <i>Forever!</i> 10. What will always prove true? <i>The Bible! It is God's perfect Word.</i> 11. Who can help me to understand God's Word, the Bible? <i>God can.</i>
<p>BIBLE TRUTH</p> <p>Meaning</p> <p>Discussion Questions</p>	<p>The Bible Alone is God's Word...God uses His Word, the Bible, to save His people!</p> <p>We read books to know things. We read the Bible to know things, too. The Bible tells us about God and His plans to save sinful people like you and me. It tells us that God is good, but that we have all disobeyed Him. It tells us of how Jesus came to save us from our sins. These are very, very good things for us to learn from the Bible.</p> <p>But the Bible does more than just help us LEARN about God and His plans. God has made it powerful to DO wonderful things inside of us. God uses His Word to save us from our sins and make us His people. God does this through His Holy Spirit, working in our hearts, as we think about His Word. The Holy Spirit helps us to want us to turn to God and ask for His forgiveness. He helps us put our trust in Jesus as our Savior. God loves to work through His Word and save people. He can work through His Word and save us, too. Ask Him!</p> <p><i>choose a few</i></p> <ol style="list-style-type: none"> 1. How can books help us know things? <i>We read them and learn from them.</i> 2. What does the Bible help us know? <i>About God, His good plans and the great things He's done. About us, how He wants us to live and how we can become His people.</i> 3. What is the Bible powerful to do? <i>To save us and make us His people.</i> 4. How does God use the Bible to save us? <i>God's Holy Spirit can work inside our hearts as we hear God's Word. He can help us turn away from our sins and trust in Jesus as our Savior.</i>
<p>THE GOSPEL</p>	<p>What is God's good news for you and me that God gives us in His Word, the Bible? <i>The gospel! Even though we are sinners who deserve God's punishment for our sins, God sent His Son to save us. Jesus lived a perfect life, then He offered it as full payment for sins, when He suffered and died on the cross. On Day Three, He rose from the dead. He had beaten sin and death for God's people! God invites us to become His people, by turning away from our sins and trusting in Jesus as our Savior. If we do, His Holy Spirit will come live in our hearts, so we can know and love God now. And one day, go to live with God in heaven forever. That will be best of all!</i></p>

Questions to aid discussion of the key concepts and for use in games

<p>BIBLE TRUTH BIBLE VERSE</p>	<p>1 Peter 1:23: “You have been born again, not of perishable seed but of imperishable, through the living and abiding word of God.” --1 Peter 1:23</p>
<p>Meaning</p>	<p>Learn a Little: “You have been born again... through the word of God.”</p> <p>When we become one of God’s people, God calls that being born AGAIN. No, our mothers don’t give birth to us again. No, we don’t become little babies like we were. But, it IS a new beginning of life. Only this time, it is life with God.</p> <p>How do we have this new beginning of life with God? God’s Holy Spirit works in our hearts, as we think about God’s Word. He helps us want to turn away from disobeying God and trust in Jesus as our Savior. We tell God about our sins and He forgives them all. He gives us a new heart that knows Him and loves Him and wants to live for Him.</p> <p>This new life with God makes us a new person on the inside, in our heart. That’s why God says we are born again when we become His people. And the amazing thing about this new life with God is that it never ends. We will NEVER perish! When we die, we will go to live with God forever! God loves to help us have this new life. Ask Him to help you!</p>
<p>Discussion Questions</p> <p><i>choose a few</i></p>	<ol style="list-style-type: none"> 1. Perish means to live for awhile, then die. Who do you know that perishes? <i>All of us.</i> 2. When we turn away from our sins and trust in Jesus as our Savior, we start a new life with God. What is the Bible name for beginning this new life... born ___? <i>Again.</i> 3. Born again means starting a new life with who? <i>With God, as one of His special people.</i> 4. Whose words does God use to work in our hearts and put our trust in Jesus? <i>His words.</i> 5. Where are God’s words written down just right? <i>The Bible.</i> 6. Something that perishes lives for awhile, then dies. Whose word never perishes? Whose word goes on and on being true and working in the hearts of people? <i>God’s Word, the Bible.</i> 7. What does God offer us, instead of perishing? <i>He offers us new life with Him, when we turn away from our sins and trust in Him as our Savior!</i>
<p>BIBLE STORY</p>	<p>The Case of the Fishermen Who Followed <i>Matthew 4:18-22; 27-28; Mark 1:16-20; Luke 5:1-11; John 20:30-31;21:24-25</i></p>
<p>Discussion Questions</p> <p><i>choose a few</i></p>	<ol style="list-style-type: none"> 1. Who were the fishermen in our story? <i>Peter, Andrew, James and John.</i> 2. Who came down to the shore as the fishermen cleaned their nets? <i>Jesus and a crowd of people.</i> 3. Why did Jesus come down to the shore of the Sea of Galilee? <i>Jesus came to preach from God’s Word.</i> 4. Who listened along the shore as Jesus preached from God’s Word? <i>Peter, Andrew, James, John and a crowd of other people.</i> 5. What did the Holy Spirit do inside the hearts of the four fishermen as they listened to Jesus preach? <i>He helped them begin to believe in Jesus.</i> 6. What amazing thing did Jesus do for Peter and Andrew after He finished preaching? <i>He caused them to catch a huge amount of fish when they cast their nets out on the Sea of Galilee.</i> 7. Why did the fishermen leave fishing behind? <i>Jesus asked them to come follow Him as His disciples. He would use them to tell others how they could be saved.</i> 8. How did Jesus’ disciples tell others the good news of salvation after He rose from the dead and went back up to heaven? <i>They traveled all over, preaching God’s Word and telling people how they could be saved. AND, the Holy Spirit helped some of them (Peter and John) write down just right what Jesus said and did so others might believe and be saved, too.</i> 9. What can God use what Peter and John wrote down to do inside of us? <i>He can use what they wrote down to work in our hearts and help us to turn from our sins and trust in Jesus as our Savior.</i>

DEEP DOWN DETECTIVES

**Curriculum Resources
for Unit 2, Bible Truth 4:**



What's So Special about the Bible?

It Alone Is God's Word...

God Uses It to

Change His People!

Session Prep (especially good for newbies!)

Pray!



Pray for the Holy Spirit to be at work in your and the children's hearts.

Review



If new to the curriculum, look at the **Getting Started with Deep Down Detectives section of the Core Curriculum book.** (p.5) It will be especially helpful to read through the Deep Down Detectives section of **The Praise Factory Tour: Extended Version Book.** This is a visual way to understand what goes on in the classroom. (A pdf of the book is found in the samples section on the website.)

Look through and Learn the Lesson



Read over **lesson plan.** Practice any **songs or action rhymes** you are using. Choose/make up motions to go with these. Choose less with younger children and more with older preschoolers. **Practice the lesson with the visual aids** and using the Big Question Box/Briefcase.

Read and Rehearse the Bible Story with Pictures



Read the Bible story from the Bible. Read the curriculum version. Practice telling it with the storyboard pictures. (If you have not previously laminated the story pictures, do that now.) Or, rehearse it from the Simple Story Scenes, if you are using those.

Let There Be Music



Download the music and listen to the songs. Choose which of the songs you will use with the children. If using live musicians, make sure they have the sheet music (Appendix A, Core Curriculum book).

Put the Props in Place



1. Prepare your Visual Aids. Put the Big Question, Unit Bible Truths, Bible Truth, Bible Verse, and Listening Assignment signs, as well as the Bible Story script in one side of the Bible folder.
2. Get out your storyboard. If using Simple Story Scenes, put these in your Bible Folder. Or, if using the individual storyboard figures, put all background pictures in place (they have a BG by the number). Put the rest of the storyboard pictures (these have a SB by the number) in order of use in the other side of the Bible folder.
3. Put the DDD Bible Folder as well as the Big Question sign in the Big Question Box/Briefcase and shut it. If your box/briefcase has locks and you want to use the unlocking the box as part of your session, lock it now....but make sure you have the key or know the code first.
4. Prepare the music CD or sheet music or mp3 device for use in your session.

Set Out Free Play Activities



Choose and set up free time activities you will use with the children. Choose a variety of different activities that will be enjoyed by different types of children. Rotate the activities you provide to keep them interesting and fresh to your children. (Suggestions in Appendix D, Core Curriculum books.)

Prepare Any Activities



Choose which (if any) of the Bible Truth games and crafts activities you want to use in the session. Bear in mind your time frame as well as the developmental abilities and attention span of your children as you decide which/how many to prepare. **Look over the Discussion Sheet** and choose a few questions you might use to spark discussion with the children as they do their activities (especially good for ages 3's+). Pray for God to give you opportunities to talk about these things with the children.

Let Them Take It with Them



Make copies of the craft/take home sheets, if you are not already using them as one of your activities. You may also want to make copies of the story (see take-home version of each story included in Appendix C with the other take home resources) to have for parents to use with their children at home. There's a link on each craft/take home sheet to the story, if you don't make hard copies.

Store It



After your session is over, collect the resources and store them for future use. This curriculum can be used over and over for years to come.

Unit 2: God's Wonderful Word, the Bible

UNIT OVERVIEW

There are millions of books in the world, but none is like the Bible. It alone is God's perfect Word! God made sure it was written down just right. It tells us everything we need to know God and to live for Him. It is powerful to do everything God wants it to do. Everything else in this world may come and go, but God's Word will last forever. It will always prove true.

In this unit we will learn four truths about God's wonderful word, the Bible.

UNIT BIBLE VERSE: Psalm 18:30,46

"This God--His ways are perfect. The word of the LORD proves true. The Lord lives, and blessed be my rock, and exalted be the God of my salvation."

BIG QUESTION UNDER INVESTIGATION: What's So Special about the Bible?

ANSWER: It Alone Is God's Word...

OPTIONAL Big Question 2 INTRODUCTION LESSON (Use Hide 'n' Seek Kids Unit 2 Material)

Story: The Case of the Women's Best Gift *1 Timothy*

Bible Verse: Psalm 18:30,46

BIBLE TRUTH 1: God Made Sure It Was Written Down Just Right (3 Lessons Available)

Story: The Case of the Words that Were Always Right

Exodus 24; Deuteronomy 5,31; 2 Timothy 3:16

Bible Verse: 2 Timothy 3:16-17

BIBLE TRUTH 2: It Tells Us about God and His Plans (3 Lessons Available)

Story: The Case of the New King *Acts 14*

Bible Verse: Matthew 2

BIBLE TRUTH 3: God Uses It to Save His People (3 Lessons Available)

Story: The Case of the Fishermen Who Followed

Matthew 4:18-22; 27-28; Mark 1:16-20; Luke 5:1-11; John 20:30-31; 21:24-25

Bible Verse: 1 Peter 1:23

➔ BIBLE TRUTH 4: God Uses It to Change His People (3 Lessons Available)

Story: The Case of the Marvelous Mess *Acts 19; Ephesians*

Bible Verse: Psalm 119:97-98

Deep Down Detectives ESV Songs 2 Track Numbers

This is a listing of all songs mentioned in the unit curriculum. You may or may not choose to use all of the songs. They are listed in easy-reference order--NOT in the order used in the curriculum.

You may choose to simply burn a CD/load them onto an mp3 device in this order. Or, you may want to do what we do: choose the songs we want to use and create a play list of them in that order. Then, we burn a CD/upload the play list onto an mp3 device. A teacher only has to click forward to the next song, instead of hunting for the right track. The track number have been included as part of the title. Work deep into each song, so teachers will still have a reference to the track number listed in the curriculum (same as those listed below), even if you change the order on your customized play list.

SONGS USED EVERY UNIT OF THE CURRICULUM

- 1 The Classroom Song v.1
- 2 The Classroom Song v.2
- 3 The Classroom Song v.3
- 4 The Classroom Song v.4
- 5 Deep Down Detectives Theme Song
- 6 The Classroom Rules Song
- 7 Let's Pray Song
- 8 The Big Question Box Song
- 9 The Bible Chant Song
- 10 ACTS Prayer Song (Short Version)
- 11 ACTS Prayer Song (Full Version)

Why the Extra Songs?

Deep Down Detectives is a curriculum used by a wide age-span of kids. Sometimes one of the other songs is a better fit for your kids. Or, you may simply want to teach them more songs on the same Bible Truth. Use as many or as few as you want.

UNIT 2: GOD'S WONDERFUL WORD, THE BIBLE

- 12 Big Q & A 2 Song
- 13 Big Question 2 Song: What's So Special About God's Word?
- 14 Big Question 2 Bible Verse Song: Proves True Psalm 18:30,46, ESV
- 15 *Extra Big Question 2 Bible Verse Song: His Way Is Perfect Psalm 18:30, ESV*
- 16 *Extra Big Question 2 Bible Verse Song: This God, His Way Is Perfect Psalm 18:30,46, ESV*
- 17 *Extra Big Question 2 Bible Verse Song: The Word of the Lord 1 Peter 1:24,25, ESV*
- 18 Big Question 2 Hymn: How Precious Is the Book Divine, v.1
- 19 Big Question 2 Praise Song: The Best Book to Read Is the Bible

What's So Special about the Bible? It Alone Is God's Word...

Bible Truth 1: God Made Sure It Was Written Down Just Right

- 20 Bible Verse: All Scripture Is Breathed Out by God 2 Timothy 3:16-17, ESV

Bible Truth 2: It Tells Us about God and His Plans

- 21 Bible Verse: I Am God and There Is No Other Isaiah 46:9-11, ESV
- 22 *Extra Bible Verse: As the Rain Isaiah 55:10,11 ESV*
- 23 *Extra Bible Verse: For I Know the Plans Jeremiah 29:11,12 ESV*
- 24 *Extra Bible Verse: Even to Your Old Age Isaiah 46:4,10,11 ESV*
- 25 *Extra Song: God's One, Big Plan*

Bible Truth 3: God Uses It to Save His People

- 26 Bible Verse: For You Have Been Born Again 1 Peter 1:23, ESV

Bible Truth 4: God Uses It to Change His People

- 27 Bible Verse: O, How I Love Your Law Psalm 119:97-98, ESV
- 28 *Extra Bible Verse: For Whatever Was Written Romans 15:4, ESV*

Big Question 2, Bible Truth 4 Overview: Key Concepts

p.1

Unit 2: God's Wonderful Word, the Bible

Unit Big Question (and Answer): "What's so special about the Bible? It alone is God's Word!"

Unit Bible Verse: "This God--His ways are perfect. The word of the LORD proves true. The Lord lives, and blessed be my rock, and exalted be the God of my salvation." Psalm 18:30,46 ESV

Bible Truth 4 Concept: God Uses It to Change His People

We read books to know things. We read the Bible to know things, too. The Bible tells us about God and His plans for sinful people, like you and me. It tells us that God is good, but that we have all disobeyed Him. It tells us of how Jesus came to save us from our sins. These are all very good things us to learn.

But the Bible does more than just help us to learn things. It is God's Word and He makes it POWERFUL to do things inside of us. It is powerful to SAVE us (as we learned before); but also, to CHANGE us in wonderful way, once we become His people.

God does this through His Holy Spirit, working in our hearts, as we think about His Word, the Bible. The Holy Spirit can help us understand God's Word, so that we can know how God wants us to live. He can use God's Word to show us ways we are disobeying God, and He can help us turn away from them. He can help us remember God's words of comfort and forgiveness when we are sad. He can help us live and love the way God tells us to in the Bible.

Bible Truth 4 Bible Verse: Psalm 119:97-98

"Oh how I love your law! It is my meditation all the day. Your commandment makes me wiser than my enemies, for it is ever with me."

Learn a Little: "Your commands make me wiser."

Meaning

God has put so many wonderful things in His Word, the Bible. He's put songs of worship in it. He's given us stories of the mighty things He's done for His people. He tells us about how Jesus came to save us from our sins. He's filled it with His good plans and His promises.

God has also written His laws and commands in the Bible. ("Laws" and "commands" are big words that mean "rules.") God's laws tell us how God wants us to live.

When we read God's laws in the Bible, the Holy Spirit can use them to change us and make us wise to live God's good way. They can help us to do the right thing, even when we have enemies around us who want us to do the wrong thing. God's laws are always the best way to live. No wonder God's people love to meditate on them! They want to live to please God. God's laws can help them. We can become God's people when we turn away from our sins and trust in Jesus as our Savior.

Bible Truth 4 ACTS Prayer

- A** We praise you, God, for giving us Your powerful Word. You are able to change us.
- C** God, we know that we disobey You and should change, but sometimes we don't want to. Please forgive us.
- T** Thank You for all the ways You can change us through Your Word. Thank You that You can help us to love You and live for You.
- S** Work deep inside our hearts as we hear Your Word! Help us to turn away from disobeying You and trust in Jesus as our Savior. Change us, so that we love You more and more. In Jesus' name we pray. Amen.

Bible Truth 4 Story

The Case of the Marvelous Mess Acts 19; Ephesians

Big Question 2, Bible Truth 4 Overview: Key Concepts

p.2

Songs Used in Bible Truth 4

Big Q & A 2 Song

Big Question 2 Song

Big Question 2 Bible Verse Song: As For God, His Way Is Perfect: Psalm 18:30

Big Question 2 Hymn: How Precious Is the Book Divine, v.1

Big Question 2 Praise Song: The Best Book to Read Is the Bible

Bible Truth 4 Bible Verse Song: O, How I Love Your Law Psalm 119:97-98, ESV

Extra Bible Truth 1 Bible Verse: For Whatever Was Written Romans 15:4, ESV

1. GETTING STARTED



= follow the stars for a short & simple lesson plan

<p>Intake Activity Ideas</p>	<p>Choose one of these open-ended activities to include children as they join the class:</p>	
<p>Free Play Time <i>suggestions in Appendix D</i></p>	<p>★ Offer your own or some of the easy-to-make, free play activities suggested in Appendix D.</p>	
<p>OR Sing-along Music Time <i>lyrics and sheet music, Appendix A</i></p>	<p>Music from Deep Down Detectives (DDD) ESV Songs 2: Big Q & A 2 Song Big Question 2 Song Big Question 2 (Unit) Bible Verse Song: Proves True Psalm 18:30,46, ESV Extra Big Question 2 (Unit) Bible Verse Song: His Way Is Perfect Psalm 18:30, ESV Extra Big Question 2 (Unit) Bible Verse Song: This God, His Way Is Perfect Psalm 18:30,46, ESV Extra Big Question 2 (Unit) Bible Verse Song: The Word of the Lord 1 Peter 1:24,25, ESV Big Question 2 Hymn: How Precious Is the Book Divine, v.1 Big Question 2 Praise Song: The Best Book to Read Is the Bible Bible Truth 4 Bible Verse Song: O, How I Love Your Law Psalm 119:97-98, ESV Bible Truth 4 Extra Bible Verse Song: For Whatever Was Written Romans 15:4, ESV</p> <p><i>Add more fun to Sing-along Music Time by adding a Music, Movement & Memory Activity. These activities are listed on p.10 of this lesson plan with the Response Activities. Instructions found in Appendix B.</i></p>	<p><i>DDD ESV Songs 2, track 12</i> <i>DDD ESV Songs 2, track 13</i> <i>DDD ESV Songs 2, track 14</i> <i>DDD ESV Songs 2, track 15</i> <i>DDD ESV Songs 2, track 16</i> <i>DDD ESV Songs 2, track 17</i> <i>DDD ESV Songs 2, track 18</i> <i>DDD ESV Songs 2, track 19</i> <i>DDD ESV Songs 2, track 27</i> <i>DDD ESV Songs 2, track 28</i></p>
<p>OR Bible Verse Memory Game <i>instructions found in Appendix B</i></p>	<p>Lesson 1 Game: Fill'er Up Lesson 2 Game: Lily Pad Jump Lesson 3 Game: Loud and Soft, Big and Little</p> <p><i>These activities are also included on p.10 of this lesson plan with the Response Activities.</i></p>	
<p>2. OPENING CIRCLE TIME (introduce the Bible Truth and tell the related Bible story)</p>		
<p>Gathering the Children <i>lyrics and sheet music, Appendix A</i></p>	<p><i>Sing verse 1 of The Classroom Song to gather the children for Circle Time.</i></p> <p>The Classroom Song, verse 1 <i>DDD ESV Songs 2, track 1</i> Let's gather together to worship God, Let's gather together to worship God, Let's gather together to worship God, Come gather here with me!</p>	
<p>Welcome to Deep Down Detectives</p>	<p>★ "Welcome to Deep Down Detectives. We're so glad you've joined us! Detectives are people who look for answers to questions. In Deep Down Detectives, we look for answers to big questions about God. We dig deep down in the truths of God's Word to find them."</p>	

2. OPENING CIRCLE TIME, continued



= follow the stars for a short & simple lesson plan

<p>Deep Down Detectives Theme Song</p> <p><i>lyrics and sheet music, Appendix A</i></p>	<p>"Let's sing our Deep Down Detectives Theme Song."</p> <p>★ Deep Down Detectives Theme Song <i>DDD ESV Songs 2, track 5</i></p> <p>We're Deep Down Detectives, diggin' deep in God's Word, For truths about God and His plans for this world, We're seeking to love Him, with all of our heart, We're Deep Down Detectives! Come on! Let's start!</p>
<p>Classroom Rules Song</p> <p><i>lyrics and sheet music, Appendix A</i></p>	<p>There are two very important things that Deep Down Detectives do together: we worship God and we love one another. Our Classroom Rules Song reminds us how we should act. Let's sing it."</p> <p>Classroom Rules Song <i>DDD ESV Songs 2, track 6</i></p> <p>Shh, be quiet while someone is talking, Raise your hand, if you have something to say, Don't touch your friend, sitting beside you, Obey your teachers, Be kind as you play. These are our classroom rules, These are our classroom rules, They help us worship God and love one another, These are our classroom rules.</p>
<p>Opening Prayer Time</p> <p><i>lyrics and sheet music, Appendix A</i></p>	<p>"Children, we need God's help to keep these rules. Let's ask Him to help us right now. Let's get ready and pray."</p> <p>Let's Pray <i>DDD ESV Songs 2, track 7</i></p> <p>1-2-3! Fold your hands, Bow your head, Close your eyes. Let's pray! (<i>repeat</i>)</p> <p>"Let's pray:"</p> <p>★ Opening Prayer</p> <p>Dear Lord, We're so glad to get to gather together to worship You! Please help us keep the classroom rules. Please help us to love You and learn about You today. In Jesus' name we pray. Amen.</p>

2. OPENING CIRCLE TIME, continued



= follow the stars for a short & simple lesson plan

Reveal the Big Question
Introduce the Big Question Box/Briefcase

lyrics and sheet music, Appendix A

“Detectives INVESTIGATE things. That means they ask questions and look for answers. Deep Down Detectives investigate big questions about God. The Big Question we are investigating today is right inside our Big Question Box/Briefcase.

The Big Question Box Song

DDD ESV Songs 2, track 8

We’ve got a big box,
All closed up and locked,
Filled with the truths of God’s Word.

We’ve got a brief case,
There’s no time to waste,
Come on, kids, let’s open it up!

The Big Question under Investigation

VISUAL AID



of BQB

Big Question & Answer Sign, front side

**found in the DDD Unit 2 Visual Aids, ESV Book*

Ok, who would like to open for me and pull out the Big Question?”

Choose a child to open the box/briefcase, take out the Big Question and hand it to you, then hold up the Big Question sign for all the children to see, and say:

★ The Big Question we are investigating today is Big Question Number 2:

What’s So Special about the Bible?

and the Answer is:

It Alone Is God’s Word!

Big Question Meaning

★ There are millions of books in the world, but none is like the Bible. It alone is God’s perfect Word! God made sure it was written down just right. It tells us everything we need to know God and to live for Him. It is powerful to do everything God wants it to do. Everything else in this world may come and go, but God’s Word will last forever. It will always prove true.

Big Question Songs

“Let’s sing our Big Question Song:

Big Q & A 2 Song

★ **Big Q & A 2 Song**

DDD ESV Songs 2, track 12

lyrics and sheet music, Appendix A

(adapted version of “Three Blind Mice”)

What’s so special about the Bible?
It alone is God’s Word!
It alone is God’s Word!
It’s always true,
It can make you wise,
It can work pow’r’ly in your life.
It alone is God’s Word!
It alone is God’s Word!

2. OPENING CIRCLE TIME, continued

★ = follow the stars for a short & simple lesson plan

Learning about the Big Question



Repeat the Big Question and Answer again:
 "What's So Special about the Bible? It Alone Is God's Word!"

Say: "Hmmm, I wonder what that means... Let's do our action rhyme/sing our song that explains it."

Then do the action rhyme /sing song using any of the optional motions suggested, if desired.

Big Question (Action Rhyme) Song

lyrics and sheet music, Appendix A



Big Question 2 Action Rhyme/ Song

DDD ESV Songs 2, track 13

Refrain:
 What's so special about the Bible?
 It alone is God's Word,
 What's so special about the Bible?
 It alone is God's Word.

There are millions and millions of books
 in the world,
 But only the Bible is God's perfect Word,
 There are millions and millions of books
 in the world,
 But only the Bible is God's perfect Word.

Verse 1
 God's Word was written down perfectly,
 By godly men long ago,
 The Holy Spirit worked through them,
 Inspiring every word they wrote.

Verse 2
 God's Word is powerful and living,
 It changes us, deep inside,
 The Holy Spirit uses it
 To make God's people like Christ.

(POSSIBLE ACTIONS)

hold up a Bible and point to it
Point up to God
hold up a Bible and point to it
Point up to God

make "book" with your hands by placing your flat palms next to each other like an open book

hold up a Bible and point to it
Point up to God

use index of one hand to pretend to write on open palm of the other hand

hold open hands up to God, then bring them down and place on your head

flex arms
touch heart
hold open hands up to God, then bring them down and place over your heart

2. OPENING CIRCLE TIME, continued



= follow the stars for a short & simple lesson plan

Learning the Bible Truth

VISUAL take out

AID



of BQB

VISUAL AID

All the Bible Truths Sign

Knowing that the Bible alone is God's Word is a good beginning, but there's so more to learn. So it's time for us to dig down even deeper for more answers to our Big Question about God. We're going to be learning **FOUR** Bible truths that all tell us more about what makes the Bible so special.

Who would like to hand me the picture with our four Bible truths on it? It's in the Big Question Box/Briefcase? "Choose a child to get it out and hand it to you, then hold it up and show them the pictures of the four truths they will be learning.

Bible Truth Clue

VISUAL take out

AID



of BQB

Bible Truth Clue Sign,

front side

VISUAL AID

After everyone has had a good look, say...

"Ok, we've learned three ways the Bible is so special. They are: God made sure it was written down just right; It tells us about God and His plans; and, God uses it to save His people. (Point to pictures as you identify each Bible Truth.) Now let's look at our Bible Truth Clue sign and see if we can figure out which of these four truths we will be learning about today. Who would like to get it out of the Big Question Briefcase for me?"

Choose a child to open the briefcase, take out the Bible Truth Clue sign and hand it to you. Hold up the front side for the children to see. Cover up the answer, written along the bottom, and say:

**"What's So Special about the Bible?
It Alone Is God's Word...
God uses it to ???? His people!**

Hint

We are missing one word. Here's the hint to what the missing word is. It says: "What is the word for making something different? It rhymes with the word "strange?"

Can you guess? It's "change"!

So the Bible Truth we are learning today is:
(uncover answer from bottom of sign, show it to them and say:)

**"What's So Special about the Bible?
It Alone Is God's Word...
God uses it to CHANGE His people!**

Bible Truth Meaning

And here is what this Bible Truth means: (read the meaning off of the back of the sign, say:)

We read books to know things. We read the Bible to know things, too. The Bible tells us about God and His plans for sinful people, like you and me. It tells us that God is good, but that we have all disobeyed Him. It tells us of how Jesus came to save us from our sins. These are all very good things us to learn.

But the Bible does more than just help us to learn things. It is God's Word and He makes it POWERFUL to do things inside of us. It is powerful to SAVE us (as we learned before); but also, to CHANGE us in wonderful way, once we become His people.

God does this through His Holy Spirit, working in our hearts, as we think about His Word, the Bible. The Holy Spirit can help us understand God's Word, so that we can know how God wants us to live. He can use God's Word to show us ways we are disobeying God, and He can help us turn away from them. He can help us remember God's words of comfort and forgiveness when we are sad. He can help us live and love the way God tells us to in the Bible.

God's people are so happy that God gives them His Word to change them! We can ask God to use His Word, the Bible, to change us, too. God delights to answer prayers like these.

2. OPENING CIRCLE TIME, continued

★ = follow the stars for a short & simple lesson plan

Learning the Bible Verse

"And how do I know this is true? God tells me so in His special book, the Bible."

The Bible Chant Song

Say or sing the Bible Chant Song.

lyrics and sheet music, Appendix A

The Bible Chant Song

DDD ESV Songs 2, track 9

The Bible, the Bible,
Let's get out the Bible.
Let's hear what God has to say.
The Bible, the Bible,
God's given us the Bible.
It's His Word for us to learn and obey! Yay!

Bible Verse

DDD 2.1 Bible Verse-front side (in the DDD Bible folder)

VISUAL AID Place verse in take out

of BQB

DDD Bible Folder

"Who would like to get our Bible folder out of the Big Question Briefcase for me?"

Choose a child to open the briefcase, take out the "Bible" folder and hand it to you. Remove the Bible Verse Picture from the "Bible" folder and hold it up for all the children to see, then say:

Psalm 119:97-98 tells us:

★ **Psalm 119:97-98, ESV**

"Oh how I love your law! It is my meditation all the day. Your commandment makes me wiser than my enemies, for it is ever with me."

Learn a Little: "Your commands make me wiser."

*found in the DDD Unit 2 Visual Aids, ESV Book

Bible Verse Meaning

★ **What does that mean?**

God has put so many wonderful things in His Word, the Bible. He's put songs of worship in it. He's given us stories of the mighty things He's done for His people. He tells us about how Jesus came to save us from our sins. He's filled it with His good plans and His promises.

God has also written His laws and commands in the Bible. ("Laws" and "commands" are big words that mean "rules.") God's laws tell us how God wants us to live.

When we read God's laws in the Bible, the Holy Spirit can use them to change us and make us wise to live God's good way. They can help us to do the right thing, even when we have enemies around us who want us to do the wrong thing. God's laws are always the best way to live. No wonder God's people love to meditate on them! They want to live to please God. God's laws can help them. We can become God's people when we turn away from our sins and trust in Jesus as our Savior.

2. OPENING CIRCLE TIME, continued



= follow the stars for a short & simple lesson plan

**Bible Verse
Song**

*lyrics and sheet music,
Appendix A*

You might also enjoy:

For Whatever Was Written
Romans 15:4, ESV
DDD ESV Songs 2,
track 28

We've said our Bible verse, now let's sing it!



Oh, How I Love Your Law: Psalm 119:97-98, ESV

DDD ESV Songs 2, track 27

Oh, oh, oh, oh,
Oh, how I love your law!
It's my, my, my, my meditation,
My meditation all the day,
Your commandment makes me wiser than my enemies,
Your commandment makes me wiser than my enemies,
For it is ever with me,
For it is ever with me.
Psalm One-nineteen, ninety-seven and eight.

2. OPENING CIRCLE TIME, continued

★ = follow the stars for a short & simple lesson plan

<p>Getting into the Case</p>	<p>"Now it's time to do a bit more deep down investigating. Let's read what Detective Dan wants us to help him figure out. Would someone like to get it out for me?"</p>
<p>Listening Assignments</p> <p>Place in  take out  of BQB</p>	<p>NOTE: Listening assignments are most suitable for ages 3+. Skip straight to the Bible story (see bottom of this page), if working with 2 year olds.</p> <p>"Let's open up our listening assignment and see what we are supposed to figure out today.</p> <p>Choose a child to take out the Listening Assignment (from the DDD Bible Folder) and hand it to you. Read Detective Dan's letter to the children that includes the listening assignment. The listening assignments are summarized below:</p>
<p>VISUAL AID</p> <p></p> <p>DDD Unit 2 Visual Aids, ESV</p>	<p>Detective Dan's Lesson #1 Listening Assignment:</p> <p>I need to find out:</p> <ol style="list-style-type: none"> 1. What caused the mess in Ephesus? 2. What made it so marvelous (good)?
<p>VISUAL AID</p> <p></p> <p>DDD Unit 2 Visual Aids, ESV</p>	<p>Detective Dan's Lesson #2 Listening Assignment:</p> <p>Our Bible Verse is Psalm 119:97-98, ESV</p> <p>"Oh how I love your law! It is my meditation all the day. Your commandment makes me wiser than my enemies, for it is ever with me."</p> <p>I need to find out:</p> <ol style="list-style-type: none"> 1. Who learned to love God's laws and wanted to live by them? 2. What did they stop doing because they loved God's laws and wanted to live by them?
<p>VISUAL AID</p> <p></p> <p>*Listening Assignment #3 includes the Assignment Sheet, plus 4 clue pictures*</p> <p>DDD Unit 2 Visual Aids, ESV</p>	<p>Detective Dan's Lesson #3 Listening Assignment:</p> <p>I found six clues, but only 4 of them are in the story. They are: a fake god; a sandwich; city leader; a fire; a shopkeeper; and, a flower. Hold up each of them for the children to see as you identify them.</p> <p>I need to figure out:</p> <ol style="list-style-type: none"> 1. Which four belong in our story? 2. What did Paul praise God for using His Word to do inside many people in Ephesus?
<p>Tell the Bible Story</p> <p>Place story & pics in  take out  of BQB</p> <p>DDD Unit 2 Visual Aids, ESV</p> <p>Story text included in this book right after this lesson plan and in Visual Aids book</p>	<p>★ Then say, "Ok, Deep Down Detectives! Put on your best listening ears and see if you can hear the answers to Detective Dan's questions. When I finish telling the story, we will see if we can answer all the questions."</p> <p>★ Bible Story: The Case of the Marvelous Mess Acts 19; Ephesians</p> <p>Read the Bible Truth story, putting up the Storyboard Pictures/holding up the Story Scenes as you tell it. Then have the children answer the listening assignment, present the gospel and lead in prayer.</p> <p>*Answers to questions, the gospel and ACTS prayer are included with the story text.*</p>

Lesson Plan: Big Question 2, Bible Truth 4

use with all THREE lessons

2. OPENING CIRCLE TIME, continued



= follow the stars for a short & simple lesson plan

<p>Story Response Song(s)</p> <p>Hymn</p> <p><i>lyrics and sheet music, Appendix A</i></p>	<p><i>As attention span and time allow, you might want to end with one of the following songs which also tie in with the unit. If desired, use the Music and Movement activity ideas while singing (listed with the Response Activities).</i></p> <p>How Precious Is the Book Divine <i>DDD ESV Songs 2, track 18</i></p> <p>Verse 1 How precious is the book divine, By inspiration given; Bright as a lamp its doctrines shine, To guide our souls to heaven.</p> <p>Tie-in: "The Bible is precious. It is very special. There is no other book like it in the whole world. It is divine--that means it's from God. It's inspired--that means God's Holy Spirit helped godly people write it down just right. The Bible is such a great gift to us! God tells us about Himself in it. He tells us how He sent Jesus to save us from our sins. He tells us how He wants us to live for Him. He uses it to help us know how we can become His people and go to live with Him forever in heaven one day.</p>
--	---

<p>Praise Song</p> <p><i>lyrics and sheet music, Appendix A</i></p>	<p>Praise Song: The Best Book to Read Is the Bible <i>DDD ESV Songs 2, track 19</i></p> <p>Verse 1 The best book to read is the Bible, The best book to read is the Bible, It alone is God's true Word, With the best news ever heard! Yes! The best book to read is the Bible.</p> <p>Verse 2 The best book to read is the Bible, The best book to read is the Bible, If you read it ev'ry day, God will teach you His ways. Yes! The best book to read is the Bible.</p> <p>Tie-in: "The Bible is the best book to read, because only it alone is God's true word! In it, God tells us about Himself and the good news that He sent Jesus to save us from our sins. In it, He tells us how He wants us to live for Him. How God will bless and change us if we read His book, the Bible, every day!"</p>
--	---

3. TAKING ACTION: Response Activities *(choose from among these activities)*

<p>Transition to Activities</p>	<p>★ Well, Deep Down Detectives, you've done a great job diggin' deep down for answers in the truths of God's Word. Now it's time to enjoy some activities."</p> <p><i>Tell children what activity/s you are providing for them: either free play or some of the response activities listed below. When you are ready to dismiss them, Use this song to help the children to transition in an orderly fashion to their next activity.</i></p> <p>"Children, let's sing our Time to Play Song. When we are finished you may get up and walk over to our next activity."</p>
<p>Classroom Song, verse 2</p> <p><i>lyrics and sheet music, Appendix A</i></p>	<p>Classroom Song, verse 2 <i>DDD ESV Songs 2, track 2</i></p> <p>We've gathered together to worship God, We've gathered together to worship God, And now it's time to play.</p> <p><i>Dismiss the children to whatever activities you have prepared for them to do.</i></p>

3. TAKING ACTION: Response Activities (choose from among these activities) ★ = short & simple lesson plan

<p>Response Activities</p>	<p>Choose one or more activities appropriate for your children, based on classroom time and developmental needs. Add the Discussion Sheet to any activity for deeper learning. ★</p>
<p>Bible Verse Memory Game</p> <p><i>game directions, Appendix B</i></p>	<p>Though listed with the opening activities, you may choose to use this Bible verse game here instead (or as a repeat).</p> <ul style="list-style-type: none"> Lesson 1 Game: Fill'er Up Lesson 2 Game: Lily Pad Jump Lesson 3 Game: Loud and Soft, Big and Little <p><i>Use the Discussion Sheet with this activity for even deeper learning</i> ★</p> <p><small>Discussion Questions for Activities</small></p> <p>Discussion Questions</p>
<p>Music, Movement & Memory Activity</p> <p><i>game directions, Appendix B</i></p>	<p>A music activity that uses the songs from the Bible Truth and Big Question unit.</p> <ul style="list-style-type: none"> DDD Songs for this Bible Truth, plus: Lesson 1 Activity: March 'n' Say Lesson 2 Activity: Clap, Tap and Say Lesson 3 Activity: Block Clappers <p><i>Use the Discussion Sheet with this activity for even deeper learning</i> ★</p> <p><small>Discussion Questions for Activities</small></p> <p>Discussion Questions</p>
<p>Bible Story Review Game</p> <p><i>game directions, Appendix B</i></p>	<p>A game that uses the storyboard pictures from the story to review the story.</p> <ul style="list-style-type: none"> Lesson 1 Game: Who's in the Basket? Lesson 2 Game: Going Fishing Lesson 3 Game: Pony Express <p><i>Use the Discussion Sheet with this activity for even deeper learning</i> ★</p> <p><small>Discussion Questions for Activities</small></p> <p>Discussion Questions</p>
<p>Coloring Pages/ Take Home Sheets</p> <p><i>in Appendix C</i></p> <p>★</p>	<p>A coloring page related to the lesson assignment question is provided for each lesson. On the back of each are the key concepts, a few questions and a song for parents to use with their children.</p> <p>NOTE: Upgrade your coloring sheet to a more interesting craft by offering simple embellishments, such as jiggly eyes, craft sand, glitter, glitter glue, colored paper dots (made with a hole punch), fabric scraps, etc. Make cut-to-size glued-on clothes, hair, etc for characters by using a copy of the coloring sheet, cutting out the selected portions and making them the patterns for whatever you want to cut out of fabric, paper, foil, etc.</p> <ul style="list-style-type: none"> Lesson 1 Coloring Sheet Emphasis: Bible Truth Lesson 2 Coloring Sheet Emphasis: Bible Verse Lesson 3 Coloring Sheet Emphasis: ACTS Prayer <p><i>Use the Discussion Sheet with this activity for even deeper learning</i> ★</p> <p><small>Discussion Questions for Activities</small></p> <p>Discussion Questions</p>
<p>Extra Crafts: Big Question Craft</p> <p><i>in Appendix C</i></p> <p>Bible Verse Craft</p> <p><i>in Appendix C</i></p> <p>Bible Story Puzzle</p> <p><i>in Appendix C</i></p>	<p>These crafts are slightly more complex than the coloring/take home sheets:</p> <p>The Bible Concept Go-and-Tell Craft is a craft that summarizes the Bible concept and includes the Bible verse. It is included for those desiring more than a coloring sheet. This more complex craft will involve gluing, sticking, etc. Can be used at any time.</p> <p>The Bible Story Coloring Sheet provides a tie in between the Bible story and the Bible truth they are learning.</p> <p>The Storyboard Picture Placement Page has been made into a puzzle that can be cut out and re-assembled by the children. This provides a nice summary of the Bible story.</p> <p><i>Use the Discussion Sheet with these activities for even deeper learning</i> ★</p> <p><small>Discussion Questions for Activities</small></p> <p>Discussion Questions</p>
<p>Free Play Activities ★</p> <p><i>ideas in Appendix D</i></p>	<p>Offer your own or some of the easy-to-make, free play activities suggested in Appendix D.</p>

4. CLOSING CIRCLE TIME *(End-of-session activities for the last 5-10 minutes of class time)*

★ = short & simple lesson plan

<p>Transition to Closing Circle</p> <p>Classroom Song, verse 3</p> <p><i>lyrics and sheet music, Appendix A</i></p>	<p><i>Use this song to help the children to transition in an orderly fashion. Start singing this song and ask the children to gather with you for Closing Circle Time.</i></p> <p>Classroom Song, verse 3 <i>DDD ESV Songs 2, track 3</i></p> <p>It's time to get ready to go and tell, It's time to get ready to go and tell, Come gather here with me.</p>
<p>Closing Circle Time</p> <p>Classroom Song, verse 4</p> <p><i>lyrics and sheet music, Appendix A</i></p>	<p><i>When children are settled in the circle, say:</i></p> <p>"It's almost time for your parents to come pick you up. And do you know what that means? It means.... (draw this out to build anticipation and excitement)...that it's almost time to go home and....it's almost time to...Go and Tell! We have learned some big news about God today. God wants us to take and tell it to the whole world!"</p> <p>Classroom Song, verse 4 <i>DDD ESV Songs 2, track 4</i></p> <p>So what's our big news to go and tell, So what's our big news to go and tell, Can you tell me now?</p>
<p>Big News to Tell Big Question 2</p> <p><i>VISUAL AID</i></p> <p>#1</p> <p><i>*found in the DDD Unit 2 Visual Aids, ESV Book lyrics and sheet music, Appendix A</i></p> <p>Big Question 2, Bible Truth 4</p> <p><i>VISUAL AID</i></p> <p>#3</p>	<p>"Let's see....there's so much big news to tell! There's so much we've learned!</p> <p>First of all, can you tell me the answer to our Big Question: "What's so special about the Bible?" <i>Hold up the Bible Truth Clue Picture.</i></p> <p>Say the answer with me: "It alone is God's Word!"</p> <p><i>(If desired, you can sing one/both of the Big Question songs.)</i> <i>DDD ESV Songs 2, tracks 12,13</i></p> <p>And what's one way the Bible is special? What did we learn? <i>Point to the picture.</i></p> <p>God uses it to change His people!"</p> <p>"And how do I know this is true? Can you tell me? Say it with me: "The Bible tells me so!" That's right!</p>
<p>Big Question 2 Bible Truth 4 Bible Verse</p> <p><i>VISUAL AID</i></p> <p>#4</p> <p><i>*found in the DDD Unit 2 Visual Aids, ESV Book lyrics and sheet music, Appendix A</i></p>	<p>We learned: Psalms 119:97-98, ESV "Oh how I love your law! It is my meditation all the day. Your commandment makes me wiser than my enemies, for it is ever with me."</p> <p>Learn a Little: "Your commands make me wiser."</p> <p>God has put so many wonderful things in His Word, the Bible. He's put songs of worship in it. He's given us stories of the mighty things He's done for His people. He tells us about how Jesus came to save us from our sins. He's filled it with His good plans and His promises. God has also written His laws and commandments in the Bible. ("Laws" and "commandments" are big words that mean "rules.") God's laws tell us how God wants us to live. When we read God's laws in the Bible, the Holy Spirit can use them to change us and make us wise to live God's good way. They can help us to do the right thing, even when we have enemies around us who want us to do the wrong thing. God's laws are always the best way to live. When we read God's laws in the Bible, the Holy Spirit can use them to change us and make us wise to live God's good way. They can help us to do the right thing, even when we have enemies around us who want us to do the wrong thing. God's laws are always the best way to live. No wonder God's people love to meditate on them! They want to live to please God. God's laws can help them. We can become God's people when we turn away from our sins and trust in Jesus as our Savior. <i>(sing the Bible verse song.)</i> <i>DDD ESV Songs 2, track 27</i></p>

4. CLOSING CIRCLE TIME, continued



= follow the stars for a short & simple lesson plan

<p>Closing ACTS Prayer Time</p> <p>ACTS Prayer Chant</p> <p><i>lyrics and sheet music, Appendix A</i></p>	<p><i>Let's ask God to help us to remember this and even tell others this good news. Let's get ready and pray our ACTS prayer.</i></p> <p><i>And what does ACTS mean? Let's sing/say our ACTS Prayer Chant!</i></p> <p>ACTS Prayer Chant Song <i>DDD ESV Songs 2, tracks 10,11</i></p> <p>A, Adoration: God, we praise You! C, Confession: Forgive us our sins. That's the ACTS prayer, my friend, T, Thanksgiving: Thank You for Jesus, Bow head, Close your eyes, Shhh, S, Supplication: Help us to live like Him. Let's begin!</p>
<p>Closing ACTS Prayer</p>	<p>"Let's pray!"</p> <p><i>Lead the children in the ACTS prayer for this Bible Truth.</i></p> <p>A We praise you, God, for giving us Your powerful Word. You are able to change us.</p> <p>C God, we know that we disobey You and should change, but sometimes we don't want to. Please forgive us.</p> <p>T Thank You for all the ways You can change us through Your Word. Thank You that You can help us to love You and live for You.</p> <p>S Work deep inside our hearts as we hear Your Word! Help us to turn away from disobeying You and trust in Jesus as our Savior. Change us, so that we love You more and more.</p> <p>In Jesus' name we pray. Amen.</p>
<p>5. TAKING IT HOME <i>(Take Home Sheet)</i></p>	
<p>Clean up and Dismissal</p>	<p>★ <i>"Now it's time to work together and clean up."</i> <i>Have the children join you in cleaning up the room.</i></p>
<p>Coloring Pages/ Take Home Sheets</p> <p><i>in Appendix C</i></p>	<p>★ <i>Give out the craft/take home sheet and any other papers from the session, as you dismiss children from class.</i></p> <p><i>(Reminder: The back side of the coloring page is the take home sheet for each lesson.)</i></p>
<p>Bible Story to Take-Home</p> <p><i>in Appendix C</i></p>	<p>You may also want to include a copy of the story along with the take home sheet. (However, each coloring sheet/take home sheet includes a note to parents telling them where they can download the story from the parents' resources section on the website.)</p>

The Case of the Marvelous Mess*Acts 19; Ephesians***Story-telling Tips**

Ahead of time:

1. Read the Bible verses and story. Pray!
2. Choose story action cues and prepare storyboard figures/Story Scenes, if using. (In Visual Aids book)
3. Practice telling story with the storyboard figures/Story Scenes, timing your presentation. Shorten, if necessary.

During your presentation:

1. Maintain as much eye contact as possible as you tell the story.
2. Put up storyboard figures/add story action cues/hold up Story Scenes as you tell the story. Allow the children to help you put them on the board, if desired.
3. Include the children in your story with a few questions about what they think will happen or words/concepts that might be new to them.
4. Watch the kids for signs that their attention span has been reached. Shorten, if necessary.

INTRODUCTION/ LISTENING ASSIGNMENTS

“Our story is called: The Case of the Marvelous Mess. Here is your listening assignment...” *Read from Detective Dan’s Listening Assignment signs, but questions are summarized below:*

Detective Dan’s Lesson #1 Listening Assignment:

I need to find out:

1. **What caused the mess in Ephesus?**
2. **What made it so marvelous (good)?**

Detective Dan’s Lesson #2 Listening Assignment:**Our Bible Verse is Psalm 119:97-98, ESV**

“Oh how I love your law! It is my meditation all the day. Your commandment makes me wiser than my enemies, for it is ever with me.”

I need to find out:

1. **Who learned to love God’s laws and wanted to live by them?**
2. **What did they stop doing because they loved God’s laws and wanted to live by them?**

Detective Dan’s Lesson #3 Listening Assignment:

I found six clues, but only 4 of them are in the story.

They are: a fake god; a sandwich; city leader; a fire; a shopkeeper; and, a flower.

Hold up each of them for the children to see as you identify them.

I need to figure out:

1. **Which four belong in our story?**
2. **What did Paul praise God for using His Word to do inside many people in Ephesus?**

Read the assignment questions, THEN SAY,

“Ok, Deep Down Detectives! Put on your best listening ears and see if you can hear the answers to Detective Dan’s questions. When I finish telling the story, we will see if we can answer all the questions.”

Read the Bible Truth story, answer questions, present the gospel and lead in prayer.

Listening Assignments answers; the gospel; and, an ACTS prayer are included with the story text at the end.

The Case of the Marvelous Mess *Acts 19; Ephesians**Story with lines separating paragraphs (text in bold, optional interaction cues in italics)*

Ephesus was a big, beautiful city. It was a city that was rich and merry from worshipping fake gods and goddesses.

People came from many lands to worship the fake gods and goddesses of Ephesus--especially, the fake goddess Artemis, in her big, beautiful, worship house.

People spent lots of money buying worship gifts for Artemis and throwing big, worship parties to celebrate her. They spent lots of money buying big books that were supposed to be Magical. And, they spent lots of money buying little statues of Artemis to keep on worshipping her when they went back home.

This was how life had been in Ephesus for a very long time. Rich and merry from worshipping fake gods and goddesses. But now things were about to change. One man with one book was coming to Ephesus; and oh, my, there was going to be a mess in Ephesus soon!

The man was Paul. And the book? Can you guess what book was causing so much trouble?

What's your guess?

It was God's Word, the Bible.

"I have good news for you," Paul told the people of Ephesus. "Right here in God's Word, God promised that He would send a Savior to save us from our sins. And guess what? He's come!" Paul exclaimed.

"Jesus is that Savior. He is God's Son come from heaven to save us. Jesus lived a perfect life— He never, ever sinned. He chose to suffer and die on a cross, offering up His life to God as the full payment for the sins of God's people. Then on the third day, Jesus rose from the dead in victory showing He really beat sin and death for them," Paul told them.

"Come, turn away from your sins. Turn away from worshipping fake gods! Trust in Jesus as your Savior and be forgiven of your sins. You can become God's people, too. You can have eternal life with Him!" Paul urged them all.

Can you remember what the big Bible word is for this good news? It's the gospel!

God helped Paul to boldly preach the good news of Jesus to the people of Ephesus. He also gave Paul a special gift to help people know that Jesus really was His Son, the Savior. He gave Paul the power to heal sicknesses in Jesus' name. Paul would just place his hands on sick people and God would heal them. Blind people. Lame people. Every kind of sick people. God healed them all. Wow!

All over Ephesus Paul went. In the synagogue-worship place, in the marketplace, and everywhere in between. And wherever Paul went, he would share the good news of Jesus and God would heal people in Jesus' name. Oh, how Paul prayed that these people would turn from their sins and trust in Jesus as their Savior! He wanted them all to become God's people!

Story with lines separating paragraphs (text in bold, optional interaction cues in italics)

But Paul wasn't the only one who wanted these people to be saved. Someone else did, too.

Who else wanted these people to become God's people?

That Someone Else was God! God's Holy Spirit worked inside people, as they listened to Paul preach God's Word. He worked inside them, as they saw how God used Paul to heal sick people in Jesus' name, and they believed!

"This Jesus is not like our fake gods. He is alive! He is powerful to help us! He is powerful to save us from our sins!" they exclaimed. "Let's turn away from these fake gods. Let's trust in Jesus as our Savior!" they decided. Paul was so excited at how God was using His Word and His power to save many people in Ephesus!

God had used His powerful Word to save these people of Ephesus, and that was amazing. But God was not done yet. He hadn't planned to just SAVE these people from their sins and have them keep on living their old way. God had planned to CHANGE them and give them a wonderful, whole new way of life, too. How? God's Holy Spirit would use that one man with that one book again.

Who was the man? What was the book? Can you remember?

Yes, God would use Paul and His Word, the Bible once more.

Paul gathered the new believers together and taught them even more from God's Word. He taught them more about Jesus. He taught them more about God's great plans. He taught them more about how to love God and love one another.

And as these new believers listened to Paul preach God's Word, the Holy Spirit worked in their hearts. He helped them want to love God more. He helped them want to serve God with their whole lives. And He helped them want nothing to do with those old, fake gods and goddesses anymore, not even Artemis! Uh oh...here comes the mess!

The first mess those new believers made was throwing out all their Magical books of those old, fake gods. They made a huge pile of them and guess what they did next?

Can you guess?

They set them on fire right there in town! They didn't need those old books any more. They were going to live for Jesus now! The only book they needed was God's Word. The other people in Ephesus were shocked! Why would these people burn up all these Magical books!

That was a big mess, but it wasn't the only mess. There was more mess to come!

Then, the believers stopped spending their money on those big, Artemis worship parties and those little, Artemis statues. Now they wanted to use their money the way God's Word told them to, like taking care of each other and telling more people about Jesus.

Paul was so happy! He thanked God for using His Word to not just save these people in Ephesus, but to really change them, too.

Story with lines separating paragraphs (text in bold, optional interaction cues in italics)

Yes, Paul was so happy, but there were a lot of other people who were NOT happy at all--especially the shopkeepers who sold the little, Artemis statues and all the things for the big, Artemis worship parties. They were very, very unhappy!

“We don’t make much money any more,” they grumbled. “People aren’t spending money on big, Artemis worship parties anymore. They aren’t buying our little, Artemis statues either. And it’s all because of that one man with his one book! What a mess he has made in Ephesus! We have to get rid of Paul and clean up this mess! And let’s do it right now!” they decided.

What do you think they will do to Paul?

The shopkeepers gathered together a huge, angry crowd. They were shoving and bumping! They were yelling and grumping! “Hurray for Artemis! Boo for Jesus! Get rid of Paul!” they shouted, as loudly as they could, for hours and hours and hours! What a mess there was in Ephesus now!

At last, city leaders came in and quieted down the crowds. They sent them all home and told Paul to leave the city. Paul packed his things, said goodbye to the believers and left Ephesus that very day. Surely this would clean up the mess in Ephesus, the leaders thought.

Do you think that would clean up the mess, to have Paul leave Ephesus?

But those leaders were wrong. Maybe the man had gone, but that book-- the Word of God-- had certainly not! The new believers would go on reading it and learning from it. And God would go on using it to change them. These men and women would go on loving God and living for Him. They would go on boldly telling others the good news of Jesus.

The mess in Ephesus was far from cleaned up. It was there to stay. And that was a very good thing!

Cracking the Case: (story wrap-up for Listening Assignments)

It's time to see how we did with our Listening Assignment.

Detective Dan's Lesson 1 Listening Assignment:

1. What caused the mess in Ephesus? Paul preaching God's Word, and God's Word changing people made the mess.

2. What made it so marvelous? It was marvelous (good) because many people in Ephesus turned away from their sins and trusted in Jesus as their Savior.

For You and Me:

God can use His Word to do marvelous things inside of us, too. He can use it to help us to turn away from our sins and trust in Jesus as our Savior. He can use it to change us and help us to love Him and others more and more. Ask Him! He loves to answer this prayer!

Detective Dan's Lesson 2 Listening Assignment:**Our Bible Verse is: Psalm 119:97-98:**

"Oh how I love your law! It is my meditation all the day. Your commandment makes me wiser than my enemies, for it is ever with me."

1. Who learned to love God's laws and wanted to live by them? Many people in Ephesus who listened to Paul preach God's Word.

2. What did they stop doing because they loved God's laws and wanted to live by them? They set their Magical books on fire and they stopped buying statues and stuff for the big worship parties for the fake gods.

For You and Me:

God's laws are so good. They teach us how God wants us to live. God can use them to help us to live for Him. God wants us to meditate (think about) His laws, too. His Holy Spirit can work in our hearts and help us to live by them. He promises to help all who turn from their sins and trust in Jesus as their Savior.

Detective Dan's Lesson 3 Listening Assignment:

Our six clues were: a fake god; a sandwich; city leader; a fire; a shopkeeper; and, a flower.

1. Which four belong in our story?

The fake god; city leader; fire; and shopkeeper.

2. What did Paul praise God for using His Word to do inside many people in Ephesus?

He praised God for using His Word to save and change many people in Ephesus.

For You and Me:

God can use His Word to save us and to change us, too, just like He did in the people of Ephesus. God loves to work in our hearts as we listen to God's Word. Ask Him to work inside you! He can help you turn from your sins and trust in Jesus as your Savior. He can change you to love Him and live for Him, too. How good and powerful is our God!

The Gospel (story wrap-up if NOT using Listening Assignments)**Our Bible Truth is:****What's So Special about the Bible?****It Alone Is God's Word...****God uses it to change His people!**

Paul preached God's Word to the people of Ephesus. God worked in the hearts as people listened. He used His Word to save many, then to change them. How powerful was God's Word in their lives! God can use His Word to work powerfully in our lives, too. He can use to help us to turn from our sins and trust in Jesus. He can use it to change us, too.

Close in prayer.

Closing ACTS Prayer

- A** We praise you, God, for giving us Your powerful Word. You are able to change us.
- C** God, we know that we disobey You and should change, but sometimes we don't want to. Please forgive us.
- T** Thank You for all the ways You can change us through Your Word. Thank You that You can help us to love You and live for You.
- S** Work deep inside our hearts as we hear Your Word! Help us to turn away from disobeying You and trust in Jesus as our Savior. Change us, so that we love You more and more.

In Jesus' name we pray. Amen.

Go to Lesson Plan, p.9 for the script to the rest of the lesson.

Deep Down Discussion Sheet

use with all THREE lessons

Use with all response activities for deeper learning



P.1

Questions to aid discussion of the key concepts and for use in games

Be familiar with these questions and answers. Look for opportunities to ask questions and discuss their answers, such as while the children work on their coloring pages, as part of their response games, or during play time. Remember: your goal isn't to ask all these questions or only talk to the children about these things. It is to be deliberate in having good conversations with the children as you are able.

BIG QUESTION	What's So Special about the Bible? It Alone Is God's Word!
Meaning	There are millions of books in the world, but none is like the Bible. It alone is God's perfect Word! God made sure it was written down just right. It tells us everything we need to know God and to live for Him. It is powerful to do everything God wants it to do. Everything else in this world may come and go, but God's Word will last forever. It will always prove true.
Discussion Questions	<p><i>choose a few</i></p> <ol style="list-style-type: none"> 1. What's so special about the Bible? <i>It alone is God's Word!</i> 2. How many books are there in the world? <i>Millions!</i> 3. How many books are like the Bible? <i>None!</i> 4. Why is the Bible different from all the other books in the world? <i>It alone is God's Word.</i> 5. What does the Bible tell us about God? <i>Everything we need to know.</i> 6. What does the Bible tell us about how we should live? <i>Everything we need to know.</i> 7. What is the Bible powerful to do? <i>Everything God wants it to do.</i> 8. Will the things in this world last forever? <i>No, they won't. They will come and go.</i> 9. How long will God's Word last? <i>Forever!</i> 10. What will always prove true? <i>The Bible! It is God's perfect Word.</i> 11. Who can help me to understand God's Word, the Bible? <i>God can.</i>
BIBLE TRUTH	The Bible Alone is God's Word...God uses it to change His people!
Meaning	We read books to know things. We read the Bible to know things, too. The Bible tells us about God and His plans for sinful people, like you and me. It tells us that God is good, but that we have all disobeyed Him. It tells us of how Jesus came to save us from our sins. These are all very good things us to learn. But the Bible does more than just help us to learn things. It is God's Word and He makes it POWERFUL to do things inside of us. It is powerful to SAVE us (as we learned before); but also, to CHANGE us in wonderful way, once we become His people. God does this through His Holy Spirit, working in our hearts, as we think about His Word, the Bible. The Holy Spirit can help us understand God's Word, so that we can know how God wants us to live. He can use God's Word to show us ways we are disobeying God, and He can help us turn away from them. He can help us remember God's words of comfort and forgiveness when we are sad. He can help us live and love the way God tells us to in the Bible.
Discussion Questions	<p><i>choose a few</i></p> <ol style="list-style-type: none"> 1. What does the Bible tell us about? <i>About God and His good plan to save people like you and me through Jesus.</i> 2. What else does God use His Word, the Bible, to do? <i>To keep on changing us, even after He has saved us from our sins.</i> 3. How does God change us by His Word, the Bible? <i>He sends His Holy Spirit to work in our hearts as we learn God's Word. He helps us change.</i>
THE GOSPEL	What is God's good news for you and me that God gives us in His Word, the Bible? <i>The gospel! Even though we are sinners who deserve God's punishment for our sins, God sent His Son to save us. Jesus lived a perfect life, then He offered it as full payment for sins, when He suffered and died on the cross. On Day Three, He rose from the dead. He had beaten sin and death for God's people! God invites us to become His people, by turning away from our sins and trusting in Jesus as our Savior. If we do, His Holy Spirit will come live in our hearts, so we can know and love God now. And one day, go to live with God in heaven forever. That will be best of all!</i>

Questions to aid discussion of the key concepts and for use in games

<p>BIBLE TRUTH BIBLE VERSE</p>	<p>“Oh how I love your law! It is my meditation all the day. Your commandment makes me wiser than my enemies, for it is ever with me.”--Psalm 119:97-98</p>
<p>Meaning</p>	<p>Learn a Little: “Your commands make me wiser.”</p>
<p>Discussion Questions</p>	<p>God has put so many wonderful things in His Word, the Bible. He’s put songs of worship in it. He’s given us stories of the mighty things He’s done for His people. He tells us about how Jesus came to save us from our sins. He’s filled it with His good plans and His promises. God has also written His laws and commandments in the Bible. (“Laws” and “commandments” are big words that mean “rules.”) God’s laws tell us how God wants us to live. When we read God’s laws in the Bible, the Holy Spirit can use them to change us and make us wise to live God’s good way. They can help us to do the right thing, even when we have enemies around us who want us to do the wrong thing. God’s laws are always the best way to live. No wonder God’s people love to meditate on them! They want to live to please God. God’s laws can help them. We can become God’s people when we turn away from our sins and trust in Jesus as our Savior.</p>
<p>Discussion Questions</p>	<ol style="list-style-type: none"> 1. Where did God write down His laws? <i>In the Bible, His Word.</i> 2. What do God’s laws tell us? <i>How God wants us to live.</i> 3. When is it good to live by God’s laws? <i>Always. They are always the best way to live.</i> 4. Meditate is a big word that means thinking about something over and over. What do God’s people love to meditate on? <i>God’s laws and all the rest of God’s Word, the Bible.</i> 5. When do God’s people meditate (think about) God’s Word? <i>All through the day.</i> 6. Why do you think God’s people think about God’s Word so much? <i>Because they want to live the way God wants them to live. And, because God helps change them as they think about it. God’s Word is powerful to change them!</i> 7. Why do you think God’s people love God’s law? <i>Because they want to live for God and God’s law tells them how.</i> 8. Why are God’s people happy that God’s law makes them wiser than their enemies? <i>Because God’s Word can help them do what is good and pleases God, even when others are against them. They need God to help them and He does...through His Word!</i> 9. How can we become God’s people? <i>By turning away from our sins and trusting in Jesus as our Savior.</i>
<p>BIBLE STORY</p>	<p>The Case of the Marvelous Mess <i>Acts 19; Ephesians</i></p>
<p>Discussion Questions</p>	<ol style="list-style-type: none"> 1. What man went to Ephesus to tell the people the good news of Jesus? <i>Paul.</i> 2. What book did Paul use to tell the people about Jesus? <i>God’s Word, the Bible.</i> 3. Who did the people in Ephesus worship? <i>Fake gods and goddesses, especially Artemis.</i> 4. What did many people come to Ephesus to do? <i>To worship Artemis.</i> 5. What did people do to honor Artemis? <i>They threw big worship parties and bought statues of her to take home.</i> 6. What happened when Paul preached the good news of Jesus in Ephesus? <i>Many people believed and were saved.</i> 7. What did God use His Word to do inside the people of Ephesus? <i>He used it to save them and to change them.</i> 8. What did the people do with their Magical books when they became believers in Jesus? <i>They burned them up in a big fire.</i> 9. What did the people stop buying when they became believers in Jesus? <i>Statues and stuff for the big worship parties for the fake gods.</i> 10. What made the shopkeepers so angry? <i>So many people had become believers in Jesus and had stopped buying their statues and stuff for worship parties.</i> 11. What did the shopkeepers do when they got really angry? <i>They got together a huge crowd of people who cheered for Artemis and wanted to get rid of Paul.</i> 12. What did the city leaders do to get rid of the mess in Ephesus? <i>They made Paul leave town.</i> 13. What did God’s Word keep on doing in Ephesus, even after Paul had left? <i>Kept working inside of people, helping them trust in Jesus as their Savior; and, changing them, more and more.</i> 14. What can God’s Word do inside of us? <i>God can use it to help us to turn away from our sins and trust in Jesus as our Savior. He can use it to change us, too.</i>

DEEP DOWN DETECTIVES

Curriculum Resources



**Appendix A:
Unit 2 Songs, ESV**

Index of Songs

TRACK NUMBERS	150
GENERAL CLASSROOM SONGS (USED EVERY LESSON, EVERY UNIT)	
Lyrics:	
The Classroom Song vs.1-4	153
Deep Down Detectives Theme Song	154
The Classroom Rules Song	154
Let's Pray Song	155
The Big Question Box Song	155
The Bible Chant Song	156
ACTS Prayer Song	156
Sheet Music :	
The Classroom Song vs.1-4	157
Deep Down Detectives Theme Song	157
The Classroom Rules Song	158
Let's Pray Song	158
The Big Question Box Song	159
The Bible Chant Song	159
ACTS Prayer Song	160
Unit 2: GOD'S WONDERFUL WORD, THE BIBLE	
Unit 2 Songs Lyrics:	
Big Q & A 2 Song	163
Big Question 2 Song: Big Question 2 Song: What's So Special About God's Word?	164
Big Question 2 Bible Verse Song: Proves True Psalm 18:30,46, ESV	165
<i>Extra Big Question 2 Bible Verse Song: His Way Is Perfect Psalm 18:30, ESV</i>	166
<i>Extra Big Question 2 Bible Verse Song: This God, His Way Is Perfect Psalm 18:30,46, ESV</i>	167
<i>Extra Big Question 2 Bible Verse Song: The Word of the Lord 1 Peter 1:24,25, ESV</i>	168
Big Question 2 Hymn: How Precious Is the Book Divine, v.1	169
Big Question 2 Praise Song: The Best Book to Read Is the Bible	170
Unit 2 Songs Sheet Music	
Big Q & A 2 Song	171
Big Question 2 Song: Big Question 2 Song: What's So Special About God's Word?	172
Big Question 2 Bible Verse Song: Proves True Psalm 18:30,46, ESV	174
<i>Extra Big Question 2 Bible Verse Song: His Way Is Perfect Psalm 18:30, ESV</i>	175
<i>Extra Big Question 2 Bible Verse Song: This God, His Way Is Perfect Psalm 18:30,46, ESV</i>	176
<i>Extra Big Question 2 Bible Verse Song: The Word of the Lord 1 Peter 1:24,25, ESV</i>	177
Big Question 2 Hymn: How Precious Is the Book Divine, v.1	178
Big Question 2 Praise Song: The Best Book to Read Is the Bible	178

Index of Songs, continued

What's So Special about the Bible? It Alone Is God's Word..

Bible Truth 1: God Made Sure It Was Written Down Just Right

Lyrics:

Bible Verse: All Scripture Is Breathed Out by God 2 Timothy 3:16-17, ESV 183

Sheet Music:

Bible Verse: All Scripture Is Breathed Out by God 2 Timothy 3:16-17, ESV 182

Bible Truth 2: It Tells Us about God and His Plans

Lyrics:

Bible Verse: I Am God and There Is No Other Isaiah 46:9-11, ESV 183

Extra Bible Verse: As the Rain Isaiah 55:10,11 ESV 184

Extra Bible Verse: For I Know the Plans Jeremiah 29:11,12 ESV 185

Extra Bible Verse: Even to Your Old Age Isaiah 46:4,10,11 ESV 186

Extra Song: God's One, Big Plan 187

Sheet Music:

Bible Verse: I Am God and There Is No Other Isaiah 46:9-11, ESV 188

Extra Bible Verse: As the Rain Isaiah 55:10,11 ESV 189

Extra Bible Verse: For I Know the Plans Jeremiah 29:11,12 ESV 190

Extra Bible Verse: Even to Your Old Age Isaiah 46:4,10,11 ESV 191

Extra Song: God's One, Big Plan 192

194

Bible Truth 3: God Uses It to Save His People

Lyrics:

Bible Verse: For You Have Been Born Again 1 Peter 1:23, ESV 195

Sheet Music:

Bible Verse: For You Have Been Born Again 1 Peter 1:23, ESV 196

Bible Truth 4: God Uses It to Change His People

Lyrics:

Bible Verse: O, How I Love Your Law Psalm 119:97-98, ESV 197

Extra Bible Verse: For Whatever Was Written Romans 15:4, ESV 198

Sheet Music:

Bible Verse: O, How I Love Your Law Psalm 119:97-98, ESV 199

Extra Bible Verse: For Whatever Was Written Romans 15:4, ESV 200

Deep Down Detectives ESV Songs 2 Track Numbers

This is a listing of all songs mentioned in the unit curriculum. You may or may not choose to use all of the songs. They are listed in easy-reference order--NOT in the order used in the curriculum.

You may choose to simply burn a CD/load them onto an mp3 device in this order. Or, you may want to do what we do: choose the songs we want to use and create a play list of them in that order. Then, we burn a CD/upload the play list onto an mp3 device. A teacher only has to click forward to the next song, instead of hunting for the right track. The track number have been included as part of the title. Work deep into each song, so teachers will still have a reference to the track number listed in the curriculum (same as those listed below), even if you change the order on your customized play list.

SONGS USED EVERY UNIT OF THE CURRICULUM

- 1 The Classroom Song v.1
- 2 The Classroom Song v.2
- 3 The Classroom Song v.3
- 4 The Classroom Song v.4
- 5 Deep Down Detectives Theme Song
- 6 The Classroom Rules Song
- 7 Let's Pray Song
- 8 The Big Question Box Song
- 9 The Bible Chant Song
- 10 ACTS Prayer Song (Short Version)
- 11 ACTS Prayer Song (Full Version)

Why the Extra Songs?

Deep Down Detectives is a curriculum used by a wide age-span of kids. Sometimes one of the other songs is a better fit for your kids. Or, you may simply want to teach them more songs on the same Bible Truth. Use as many or as few as you want.

UNIT 2: GOD'S WONDERFUL WORD, THE BIBLE

- 12 Big Q & A 2 Song
- 13 Big Question 2 Song: What's So Special About God's Word?
- 14 Big Question 2 Bible Verse Song: Proves True Psalm 18:30,46, ESV
- 15 *Extra Big Question 2 Bible Verse Song: His Way Is Perfect Psalm 18:30, ESV*
- 16 *Extra Big Question 2 Bible Verse Song: This God, His Way Is Perfect Psalm 18:30,46, ESV*
- 17 *Extra Big Question 2 Bible Verse Song: The Word of the Lord 1 Peter 1:24,25, ESV*
- 18 Big Question 2 Hymn: How Precious Is the Book Divine, v.1
- 19 Big Question 2 Praise Song: The Best Book to Read Is the Bible

What's So Special about the Bible? It Alone Is God's Word...

Bible Truth 1: God Made Sure It Was Written Down Just Right

- 20 Bible Verse: All Scripture Is Breathed Out by God 2 Timothy 3:16-17, ESV

Bible Truth 2: It Tells Us about God and His Plans

- 21 Bible Verse: I Am God and There Is No Other Isaiah 46:9-11, ESV
- 22 *Extra Bible Verse: As the Rain Isaiah 55:10,11 ESV*
- 23 *Extra Bible Verse: For I Know the Plans Jeremiah 29:11,12 ESV*
- 24 *Extra Bible Verse: Even to Your Old Age Isaiah 46:4,10,11 ESV*
- 25 *Extra Song: God's One, Big Plan*

Bible Truth 3: God Uses It to Save His People

- 26 Bible Verse: For You Have Been Born Again 1 Peter 1:23, ESV

Bible Truth 4: God Uses It to Change His People

- 27 Bible Verse: O, How I Love Your Law Psalm 119:97-98, ESV
- 28 *Extra Bible Verse: For Whatever Was Written Romans 15:4, ESV*

DEEP DOWN DETECTIVES

Curriculum Resources



**General Classroom Songs
(used every lesson
of the curriculum)**

The Classroom Song

DDD ESV Unit 2 Songs, Tracks 1-4

Verse 1

Let's gather together to worship God,
Let's gather together to worship God,
Come gather now with me!

Verse 2

We've gathered together to worship God,
We've gathered together to worship God,
And now it's time to play.

Verse 3

It's time to get ready to go and tell,
It's time to get ready to go and tell,
Come gather here with me.

Verse 4

So what's our big news to go and tell,
So what's our big news to go and tell,
Can you tell me now?

Unit  **Lyrics**

Deep Down Detectives Theme Song

DDD ESV Unit 2 Songs, Track 5

We're Deep Down Detectives,
diggin' deep in God's Word,
For truths about God and His plans for this world,
We're seeking to love Him, with all of our heart,
We're Deep Down Detectives!
Come on! Let's start!

Words and Music: Constance Dever ©2015

Classroom Rules Song

DDD ESV Unit 2 Songs, Track 6

Shh, be quiet while someone is talking,
Raise your hand, if you have something to say,
Don't touch your friend, sitting beside you,
Obey your teachers, Be kind as you play.
These are our classroom rules,
These are our classroom rules,
They help us worship God and love one another,
These are our classroom rules.

Words and Music: Constance Dever ©2015

Unit  Lyrics

Let's Pray

DDD ESV Unit 2 Songs, Track 7

1-2-3!

Fold your hands,

Bow your head,

Close your eyes.

Let's pray! (*repeat*)

Words and Music: Constance Dever ©2015

Big Question Box Song

DDD ESV Unit 2 Songs, Track 8

The Big Question Box Song

We've got a big box,

All closed up and locked,

Filled with the truths of God's Word.

We've got a brief case,

There's no time to waste,

Come on, kids, let's open it up!

Words and Music: Constance Dever ©2015

The Bible Chant Song

DDD ESV Unit 2 Songs, Track 9

The Bible, the Bible,
Let's get out the Bible.
Let's hear what God has to say.
The Bible, the Bible,
God's given us the Bible.
It's His Word for us to learn and obey! Yay!

Words and Music: Constance Dever ©2015

The ACTS Prayer Song

DDD ESV Songs, Tracks 10,11

A: Adoration, God, we praise You,
C: Confession, Forgive us our sins,
T: Thanksgiving, Thank You for Jesus,
S: Supplication, Help us live like Him. (repeat)

That's the A-C-T-S prayer, my friend,
Bow your head, Close your eyes, Shhh,
Let's begin!

Words and Music: Constance Dever ©2016

The Classroom Song

DDD ESV Unit 2 Songs, Tracks 1-4

1. Let's ga - ther to - geth - er to wor - ship God. Let's ga - ther to -
 2. We've ga - thered to - geth - er to wor - ship God. We've ga - thered to -
 3. It's time to get read - y to go and tell, It's time to get
 4. So what's our big news___ to go and tell? So what's our big

6
 geth - er to wor - ship God. Come ga - ther here with me.
 geth - er to wor - ship God. And now it's time to play!
 read - y to go and tell. Come ga - ther here with me!
 news___ to go and tell?___ Can you tell me now?___

Words and Music: Constance Dever ©2013

Deep Down Detectives Theme Song

DDD ESV Unit 2 Songs, Track 5

We're Deep Down De - tec - tives! Dig - gin' deep in God's Word, For truths a bout God, and_ His
 plans for this world,___ We're seek - ing to love___ Him,___ with
 all of our heart,___ We're Deep Down De - tec - tives! Come on! Let's start!

Words and Music: Constance Dever ©2014

The Classroom Rules Song

DDD ESV Unit 2 Songs, Track 6

C F G C F G

Shh! Be qui - et while some one is talk ing, Raise your hand when you have some thing to say,

5 F C F C G13 C

Don't touch your friend, sit ting be-side you, O -bey your teach -ers be kind as_ you play.

9 F G F C G

These are_ our class-room rules, These are_ our class room rules,_____ They help us

13 C F G F G C

wor-ship God and love___ one_ an-oth er, These___ are_ our class-room rules. Yeah!

Words and Music: Constance Dever ©2013

Let's Pray

DDD ESV Unit 2 Songs, Track 7

A C#m D A E A

One, two, three, Fold your hands, Bow your head, close your eyes, Let's pray!

5 C#m D A E

One, two, three, Fold___ your hands, Bow your head, close your eyes, Let's pray!

Words and Music: Constance Dever ©2013

The Big Question Box Song

Musical score for 'The Big Question Box Song' in E-flat major, 4/4 time. The score consists of three staves of music with lyrics underneath. Chord symbols are placed above the notes.

Staff 1: Eb Ab Eb Ab Eb
 We've got a big_ box, All closed up and locked, Filled with the truths of God's

Staff 2: Bb Eb
 Word. We've got a brief_____ case,___ There's

Staff 3: Ab Eb Bb Eb
 no time to waste! Come on,___ kids! Let's o - pen it up!

Words and Music: Constance Dever ©2016

The Bible Chant Song

Musical score for 'The Bible Chant Song' in A major, 4/4 time. The score consists of two staves of music with lyrics underneath. Chord symbols are placed above the notes.

Staff 1: A D E A D E A
 The Bi-ble, the Bi ble, Let's get out the Bi-ble, Let's hear what God has to say.____ The

Staff 2: D E A D E A
 Bi ble, the Bi-ble, God's gi-ven us the Bi ble, It's His Word for us to learn and o bey!_ Yay!

Words and Music: Constance Dever ©2013

The ACTS Prayer Song

A: A-do-ra tion, "God,we praise You," C: Con-fes-sion, "For-give us our sins,"

T: Thanks-giv ing, "Thank You for Je-sus, S: Sup-pli-ca-tion, "Help us live like Him."

A: A-do-ra tion, "God,we praise You," C: Con-fes-sion, "For-give us our sins,"

T: Thanks-giv ing, "Thank You for Je-sus, S: Sup-pli-ca-tion, "Help us live like Him."

live like_ Him." That's the A, C, T, S prayer, my friend, Bow your

head, close your eyes, shhh! Let's be - gin!

DEEP DOWN DETECTIVES

Curriculum Resources



Unit 2 Songs

(used with all 4 Bible Truths)

Big Q & A 2 Song

DDD ESV Songs 2, Track 12

What's so special about the Bible?

It alone is God's Word!

It alone is God's Word!

It's always true,

It can make you wise,

It can work pow'rf'ly in your life.

It alone is God's Word!

It alone is God's Word!

Words: Constance Dever Music: Adapted Nursery Rhyme ©2012

Big Question 2 Song:

What's So Special about the Bible?

Refrain:

What's so special about the Bible?

It alone is God's Word,

What's so special about the Bible?

It alone is God's Word,

There are millions and millions of books in the world,

But only the Bible is God's perfect Word,

There are millions and millions of books in the world,

But only the Bible is God's perfect Word.

Verse 1

God's Word was written down perfectly,

By godly men long ago,

The Holy Spirit worked through them,

Inspiring every word they wrote.

Verse 2

God's Word is powerful and living,

It changes us, deep inside,

The Holy Spirit uses it

To make God's people like Christ.

Unit 2 Bible Verse Song: DDD ESV Songs 2, Track 14 Proves True

This God, His ways are perfect,
The word of the LORD proves true,
This God, His ways are perfect,
The word of the LORD proves true.

This God, His ways are perfect,
The word of the LORD proves true,
This God, His ways are perfect,
The word of the LORD proves true.

Psalm Eighteen, thirty.

Words: adapted from Psalm 18:30, ESV Music: Constance Dever ©2016

Tie-in: The LORD is like no one else. He is the one, true God. Everything He does is absolutely perfect! And, everything He says is perfect. It always proves true! Where can we read what He has told us? The Bible! It alone is God's Word. That's why we take time each day to learn from the Bible. We want to hear from God--all the wonderful things about Him, what He has done for us through Jesus, His Son, and what good things are in store for those who love Him and live for Him.

Unit 2 Extra Bible Verse Song: His Way Is Perfect

DDD ESV Songs 2, Track 15

This God, His way is perfect,
The word of the LORD proves true,
This God, His way is perfect,
The word of the LORD proves true.

Psalm Eighteen, thirty and forty-six.

Words: adapted from Psalm 18:30, 46, ESV Music: Constance Dever ©2016

Unit 2 Extra Bible Verse Song: This God, His Way Is Perfect

DDD ESV Songs 2, Track 16

This God, His way is perfect,
The word of the LORD proves true,
This God, His way is perfect,
The word of the LORD proves true.

The LORD lives, and blessed be my rock,
Exalted be the God of my salvation,
The LORD lives, and blessed be my rock,
Exalted be the God of my salvation.

This God, His way is perfect,
The word of the LORD proves true,
This God, His way is perfect,
The word of the LORD proves true.

Psalm Eighteen, thirty and forty-six.

Words: adapted from Psalm 18:30, 46, ESV Music: Constance Dever ©2016

Unit 2 Extra Bible Verse Song: The Word of the LORD

DDD ESV Songs 2, Track 17

All flesh is like the grass,
All its glory like the flow'r,
All flesh is like the grass,
All its glory like the flow'r,

The grass withers and the flower falls,
But the word of the Lord remains,
The grass withers and the flower falls,
But the word of the Lord remains forev'r,
Yes, the word of the Lord remains forev'r.
First Peter One, twenty-four and five.

Words: adapted from 1 Peter 1:24,25 ESV Music: Constance Dever ©2012

Tie-in: When flowers are blooming, they have such beautiful colors to look at and they smell so good. But before long, the blooms dry up and fall off.. They look ugly and they lose their good smell, too. How very different is God's Word! It is not just good for a few days. It is good forever. It is always true. It is always helpful. We can always learn from it and grow to know God better through it. Thank You, God, for giving us Your Word!

Big Question 2 Hymn:

How Precious Is the Word Divine, v.1

DDD ESV Songs 2, Track 18

Verse 1

How precious is the book divine,
By inspiration given;
Bright as a lamp its doctrines shine,
To guide our souls to heaven.

Words: William Gardiner Music: Constance Dever

Tie-in: The Bible is precious. It is very special. There is no other book like it in the whole world. It is divine--that means it's from God. It's inspired--that means God's Holy Spirit helped godly people write it down just right. The Bible is such a great gift to us! God tells us about Himself in it. He tells us how He sent Jesus to save us from our sins. He tells us how He wants us to live for Him. He uses it to help us know how we can become His people and go to live with Him forever in heaven one day.

Big Question 2 Praise Song: The Best Book to Read Is the Bible

DDD ESV Songs 2, Track 19

Verse 1

The best book to read is the Bible,
The best book to read is the Bible,
It alone is God's true Word,
With the best news ever heard!
Yes! The best book to read is the Bible.

Verse 2

The best book to read is the Bible,
The best book to read is the Bible,
If you read it ev'ry day,
God will teach you His ways.
Yes! The best book to read is the Bible.

Words and Music: Anonymous

Tie-in: The Bible is the best book to read, because only it alone is God's true word! In it, God tells us about Himself and the good news that He sent Jesus to save us from our sins. In it, He tells us how He wants us to live for Him. How God will bless and change us if we read His book, the Bible, every day!

Big Q & A 2 Song

C G C G C G⁷ C G⁷ C

What's so spe-cial a-bout the Bi-ble? It a-lone is God's Word! It a-lone is God's Word! It's

5 G C G C

al-ways true, it can make you wise, it can work pow'r-ful-ly in your life,

7 G C G C

It a-lone is God's Word! It a-lone is God's Word!

Words: Constance Dever Music: Adapted Nursery Rhyme ©2012

Big Question 2 Song

D A D G A D A D

What's so spe-cial a- bout the Bi- ble? It a- lone is God's Word!___ What's so spe-cial a

6 A D G A D G D

bout the Bi - ble? It a- lone is God's Word! There are mil- lions and mil - lions of

10 A D A D G A

books in the world, but on - ly the Bi - ble is God's per - fect Word, There are

13 G D A D G D

mil- lions and mil - lions of books in the world, but on- ly the Bi - ble is

16 A D G A G D G D A G A

God's per- fect Word. God's Word was wri - ten down per- fect - ly, by god- ly men___ long___ a

20 D A G A G D G D A D A

go,___ the Ho- ly Spir - it___ worked through them, in - spi - ring ev'-ry word they wrote.

25 D A D G A D A D

What's so spe- cial a- bout the Bi- ble? It a- lone is God's Word!___ What's so spe- cial a

30 A D G A D G D

bout the Bi - ble? It a- lone is God's Word! There are mil- lions and mil - lions of

34 A D A D G A

books in the world, but on - ly the Bi - ble is God's per - fect Word, There are

37 G D A D G D A D

mil - lions and mil - lions of books in the world, but only the Bi - ble is God's per - fect Word. God's

41 G A G D G D A D A D A G A G

Word is pow - er - ful and liv - ing, it chan - ges us deep in side, the Ho - ly Spir - it

46 D G D A D A D A D

us - es it, to make God's peo - ple like Christ! What's so spe - cial a - bout the Bi - ble?

51 G A D A D A D G A

It a - lone is God's Word! What's so spe - cial a - bout the Bi - ble? It a - lone is God's

56 D G D A D A D

Word! There are mil - lions and mil - lions of books in the world, but on - ly the Bi - ble is

60 G A G D

God's per - fect Word, There are mil - lions and mil - lions of

62 A D G D A D

books in the world, but on - ly the Bi - ble is God's per - fect Word.

Psalm 18:30 Proves True

Big Question 2 Bible Song

Bm A Bm¹¹ Bm A Bm

Psalm 18:30 This God

Extra Big Question 2 Bible Song

Bm A Bm¹¹ Bm A Bm

This God, His ways are per-fect, The word of the

6 A Bm A Bm Bm A Bm¹¹ Bm

Lord proves true. This God, His ways are per-fect,

12 A Bm A Bm A Bm

The word of the Lord proves true. This God, —

18 A Bm A Bm

— his ways are per fect, The word

25 A G(add2) Bm

of the Lord proves true. The word

33 A Bm A Bm A Bm

of the Lord proves true. Psalm Eigh-teen, thir -ty.

Words: adapted from Psalm 18:30, ESV Music: Constance Dever ©2016

Psalm 18:30,46 God, This God, His Way Is Perfect

Extra Big Question 2 Bible Song

HSK ESV Songs 2, Track 16

F B \flat F B \flat F C

This God, His way is per - fect. The word of the LORD proves true.

5 F B \flat F B \flat C F B \flat F C

This God, His way is per - fect. The word of the LORD proves true. The LORD lives and bless

10 F B \flat F B \flat C B \flat F C

ed be my rock. Ex - alt - ed be, the God of my sal - va - tion, The LORD lives and bless

14 F B \flat F C F

ed be my rock. Ex - alt - ed be, the God of my sal - va - tion. This God, His

19 B \flat F B \flat F C F

way is per - fect. The word of the LORD proves true. This God, His

23 B \flat F B \flat F C F B \flat F C F

way is per - fect. The word of the LORD proves true. Psalm Eigh - teen, thir - ty and for - ty six.

Words: adapted from Psalm 18:30,46 ESV Music: Constance Dever ©2012

1 Peter 1:24,25 The Word of the Lord


Extra Big Question 2 Bible Song

F B♭ C F B♭ C F C



All flesh is like the grass, all its glo - ry like the flow'r. All flesh is like the

6 B♭ F C F B♭



grass, its glo - ry like the flow'r. The grass wi-thers, and the

10 C Dm B♭ F C B♭




flow - er falls, but the word of the Lord re - mains, The grass wi-thers, and the

14 C Dm B♭ F C F



flow - er falls, but the word of the Lord re - mains for - e'er, yes the

17 B♭ F C F B♭ F C F



word of the Lord re - mains for - e'er, First Pet-er One, twen-ty - four and five.

Words: adapted from 1 Peter 1:24,25 ESV Music: Constance Dever ©2012

How Precious Is the Book Divine

Big Question 2 Hymn

HSK ESV Songs 2, Track 18

Musical score for 'How Precious Is the Book Divine'. The score is written in 3/4 time with a key signature of one flat (Bb). It consists of three staves of music. The first staff starts at measure 1 and ends at measure 7. The second staff starts at measure 8 and ends at measure 12. The third staff starts at measure 13 and ends at measure 16. Chord symbols are placed above the notes: F, C, F, Bb, Dm, C5, F, F, C, Dm, Bb, Bb, F, C, F.

1. How pre - cious is the book di - vine, by in - spi - ra - tion giv -
 8 en; bright as a lamp its doc - trines shine,
 13 to guide our souls to heav - en.

Words: William Gardiner Music: Constance Dever

The Best Book to Read Is the Bible

Big Question 2 Praise Song

HSK ESV Songs 2, Track 19

Musical score for 'The Best Book to Read Is the Bible'. The score is written in 4/4 time with a key signature of one flat (Bb). It consists of two staves of music. The first staff starts at measure 1 and ends at measure 4. The second staff starts at measure 5 and ends at measure 8. Chord symbols are placed above the notes: C, F, C, F, G, F, C, F, C, F, G, C.

1. The best book to read is the Bi - ble, The best book to read is the Bi - ble, It a -
 2. The best book to read is the Bi - ble, The best book to read is the Bi - ble; If you
 5 lone is God's true Word. With the best news ev - er heard! Yes! the best book to read is the Bi - ble.
 read it ev' - ry day, God will teach_ you His ways. Yes! the best book to read is the Bi - ble.

Words and Music: Anonymous

DEEP DOWN DETECTIVES

Curriculum Resources



**Unit 2 Bible Truth
Bible Verse Songs**

All Scripture Is Breathed Out by God

DDD ESV Songs 2, Track 17

All Scripture is breathed out by God and profitable,
All Scripture is breathed out by God and profitable,
For teaching, reproof, correction,
For training in righteousness,
so that the man of God may be complete,
equipped for every good work.
All Scripture is breathed out by God and profitable,
All Scripture is breathed out by God and profitable,
Second Timothy Three, sixteen and seventeen.

about this Bible verse:

Words: 2 Timothy 3:16,17, ESV Music: Constance Dever ©2012

Scripture is another word for the Bible. What does it mean for the Bible to be God-breathed? It does NOT mean that God really breathed air out onto the pages of the Bible. It means that God's Holy Spirit was there, working inside of each person as they wrote it to down. He made sure that it was written exactly as He wanted it to be. Every single bit of the Bible is useful to anyone who wants to be a man (or woman/boy or girl) of God. God can use it to teach us about Himself and how He wants us to live. God can use it to change us and help us be who He wants us to be. Ask God to use His Word in your life. He loves to answer this prayer!

All Scripture Is Breathed Out by God DDD ESV Songs 2, Track 20

1 Cma⁷ C⁶ Cma¹³ C⁶ Cma⁷

All Scrip ture is breathed out by God and is pro - fit - a - ble. All Scrip ture is

6 C⁶ Cma¹³ C⁶ Dm¹¹ Em⁺⁷

breathed out by God and is pro - fit - a - ble. For teach - ing, re - proof, cor - rec - tion, for

11 Dm¹¹ Em⁺⁷ Dm¹¹ C

train - ing in right - eous - ness so that the man of God may be com - plete, e - quipped for

15 Dm⁷ G⁷ Cma⁷ C⁶ Cma¹³ C⁶

ev' - ry goodwork. All Scrip ture is breathed out by God and is pro - fit - a - ble.

21 Cma⁷ C⁶ Cma¹³ Am⁷

All Scrip - ture... is breathed out by God and is pro - fit - a - ble.

25 Cma⁷ Dm¹¹ G⁷ Cmaj⁷

Se - cond Ti - mo - thy Three, six - teen and se - ven - teen.

Words: adapted from 2 Timothy 3:16-17 ESV Music: Constance Dever ©2012

I Am God and There Is No Other

DDD ESV Songs 2, Track 21

I am God, and there is no other;
I am God, and there's none like me,
Declaring the end from the beginning,
From ancient times, things not yet done.
I am God, and there is no other;
I am God, and there's none like me,
I have spoken, and I will bring it to pass,
I have purposed, and I will do it.
Isaiah Forty-six, nine and eleven.

about this Bible verse:

Words: adapted from Isaiah 46:9,11, ESV Music: Constance Dever ©2011

People worship many things, but only the LORD is the one, true God. There is no one like Him! Everything God plans to happen, will happen. Everything God tells us will happen, will happen. Where has God written down many of His plans? In the same book where His many other words are written: in the Bible! It alone is God's Word. God helped godly people write it down just right. We can trust its every word!

Extra Bible Verse Song:

DDD ESV Songs 2, Track 22

As the Rain

For as the rain and snow come down,
Come down from heaven,
Come down from heaven
And do not return there but water the earth,
Making it bring forth and sprout,
So shall my word be that goes out from my mouth;
It shall not return to me empty.
So shall my word be that goes out from my mouth;
It shall not return to me empty,
It shall accomplish that which I purpose. (repeat)
Isaiah Fifty-five, ten and eleven.

about this Bible verse:

Words: Isaiah 55:10,11, ESV Music: Constance Dever ©2012

Look up in the sky? What do you see? The sun, the blue sky and usually clouds, too. Why did God make those clouds? To give us the water that we need to live. It falls on the ground and up come the little plants that give us the food we need. The snow and rain are God's good gifts that He gives us day after day to take care of us. That's what God always planned for the snow and rain to do, so that's what it does.

God has plans for His Word, the Bible, too. He plans for it to work powerfully in us as we hear it. He plans for it to help us know Him and love Him more and more. That's what God always planned for His Word, the Bible, to do, so that's what it does. All that God plans to happen will always happen. We can count on that!

Extra Bible Verse Song:

For I Know the Plans I Have for You

DDD ESV Songs 2, Track 23

Refrain:

For I know the plans I have for you, declares the LORD,
For I know the plans I have for you, declares the LORD.
Plans for welfare, not for evil,
Give you a future and a hope.
For I know the plans I have for you, declares the LORD.

Then you will call on me and come and pray to me,
Then you will call on me and I will hear you.
You will seek me and find me,
When you seek me with all your heart. *Refrain*

Jeremiah Chapter Twenty-nine,
Verses eleven through thirteen.

about this Bible verse:

Words: adapted from Jeremiah 29:11-13, ESV Music: Constance Dever ©2011

God knows the plans He has for His people and He will bring them about. He alone can truly know and make plans that will always come about, just as He wants them to. That is because He is all-powerful. And, because He is completely good and loving, and oh, so merciful, He makes only plans for His people that are good for them. Yes, they are sinners. Yes, many times they do not obey or even trust Him as they should, but still He continues on with His plans for their welfare and a good future. Many times they do not understand His plans, but still He reassures them that they can trust Him and that His plans are good. This gives them hope. How wonderful that God wants us to seek Him and find Him! How wonderful it is that He wants us to be His people. Let's seek Him with all our heart today!

Extra Bible Verse Song: Even to Your Old Age

DDD ESV Songs 2, Track 24

Even to your old age, I am he, I am he,
Even to your old age, I am he.

And to gray hairs I will carry you,
I will carry you.

And to gray hairs I will carry you,
I will carry you.

I have made, I will bear;
I will carry and save.

I am God, I have spoken,
I will bring it to pass.

I have made, I will bear;
I will carry and save.

I am God, I have purposed,
And I will do it.

Even to your old age I am he, I am he,
Even to your old age, I am he.

And I will carry, I will carry, I will carry you.

Isaiah Chapter Forty-six, verses four, nine and eleven.

about this Bible verse:

Words: Isaiah 46:4,9,11 ESV Music: Constance Dever ©2011

God's love will last for His people their whole lives and through all eternity. Whether they are young or old, He will take care of them and love them. Sometimes old people worry that there won't be anyone to take care of them. Maybe their bodies are too sick to work. Maybe their husband or wife has died and they live alone. It can feel very scary to not know how you will be taken care of. But God promises that He will always take care of His people.... even through old age....even when they don't know how He will do it. God never breaks a promise. He is their loving Creator. He is their Savior. He has spoken His promises to take care of His people always and He will do it. Even if they don't know how He will do it, He will carry them all the way through life and bring them to heaven to live with Him forever. Oh, how wonderful is God's love for His people!

Extra Song: God's One, Big Plan

DDD ESV Songs 2, Track 25

Verse 1

Forever God has had one, big plan,
To love a people from every land,
To love them all through Jesus Christ,
Who shed His blood to give eternal life.

Refrain

Oh, who is like the Lord our God,
Who has shown such power, such love.
No one, no one's like our God,
No one's shown such power, such love,
So for His glory, for our joy,
Let's know, let's grow, let's go,
Let's know, let's grow, let's go!

Verse 2

There's work for us in God's one, big plan,
To reach His people in every land,
Know God and His Word,
Grow like Jesus, Give, Pray.
Go to those lands,
Share the gospel today. (*refrain*)

about this song:

Words and Music: Constance Dever ©2011

God has woven work for His people into His One, Big Plan of salvation. He has given them of telling others the good news of Jesus. He has chosen to work through their words and bringing salvation to people from every land. God's people both prepare to go and help others to go tell the good news of Jesus. They seek to know Him and study His Word. They want to live more and more like Jesus. They give money and pray for those who move to other lands to tell people about Jesus. Some, go to those other lands, themselves. In all these ways, God's people help tell others the good news of Jesus.

I Am God and There Is No Other

A F#m

I am God, and there is no oth-er, I am God, and there's none like me, de -

5 E D A E

clar-ing the end, from the be - gin ning, from an - cient times,

10 A A

things not yet done, I am God and there is no oth-er, I am

15 F#m E

God, and there's none like me, I have spok - en, so will I

19 D A E

bring it a - bout. I have pur - posed, and I'll do


23 A D A D E A

it. I - sai - ah For - ty - six, nine and e - le - ven.

Words: adapted from Isaiah 46:9,11 ESV Music: Constance Dever ©2012


For I Know the Plans

Eb
Bb/D
Cm
Ab
Eb




"For I know the plans I have for you," de - clares the LORD. "For I

5 Eb
Bb/D
Cm
Ab
Bb
Eb




know the plans I have for you," de - clares the LORD. "Plans for

9 Bb
Ab
Eb
Cm
Bb




wel - fare, not for e - vil, — give you a fu - ture and a hope, For I

13 Eb
Bb/D
Cm
Ab
Bb
Eb
Ab




know the plans I have for you," de - clares the LORD. Then you will call on

18 Eb
Cm
Bb
Ab
Eb



me, and come and pray to me. Then you will call on me, and


23 Ab
Bb
Fm
Ab



I will hear you, you will seek Me and find me, when you seek Me with all your


27 Bb
Eb
Bb/D
Cm
Ab

Words: adapted from Psalm 138:4 ESV Music: Constance Dever ©2012



heart. For I know the plans I have for you," de - clares the

32 Eb Eb Bb/D Cm Ab Bb




LORD. "For I know the plans I have for you," de - clares the

36 Eb Bb Ab Eb Cm




LORD. "Plans for wel - fare, not for e - vil, — give you a fu - ture and a

40 Bb Eb Bb/D Cm Ab Bb Eb



hope, For I know the plans I have for you," de - clares the LORD. Je re

45 Bb/D Cm Ab Bb Eb



mi - ah chap - ter Twen - ty - nine, ver - ses e - le - ven through twelve.

Words: adapted from Jeremiah 29:11-13, ESV Music: Constance Dever ©2015

Even to Your Old Age

D A(sus4)/C# D Bm D/A A(sus2)/G D⁶ A(sus2)/G D⁶ A D

E - ven to your old___ age, I am He, I am He. E - ven

10 A(sus4)/C# D Bm D/A G(sus2) A D Bm A

to your old___ age. I am___ He. And to gray hairs I will

19 G D A G A D A Bm A G

car - ry you. I will car - ry you._____ And to gray hairs I will car - ry

28 D G(sus2) A(sus4) D G A(sus2) Bm A

you. I will car - ry you. I havemade, I will bear, I will car - ry and

36 Bm G Bm G A(sus4) A G A(sus4)

save. I am God. I have spo ken. I willbring it to pass._____ I havemade, I will bear I will

44 Bm A Bm G Bm G A(sus4) A D

car - ry and save. I am God. I have pur posed and I will do it._____ E - ven

52 A(sus4)/C# Bm D/A A(sus2)/G D/F# A(sus2)/G A D A(sus4)/C# D Bm

to your old___ age, I am He. I am He. E - ven to your old___

DDD Unit 2 Bible Truth Bible Verse Songs: Bible Truth 2

62 D/A G(sus2) A Bm G(sus2) A(sus2) Bm A(sus2)

age. I am He. And I will carry, I will carry.

71 G(sus2) A(sus2) D

I will carry you. I - sai - ah Chap - ter

77 Bm D/A G(sus4) A(sus4) A G(sus4) D

For - ty - six, ver - ses four, nine and e - le - ven.

Words: Isaiah 46:4,9,11 ESV Music: Constance Dever ©2015

God's One Big Plan

1. For - ev - er God has had One, Big Plan, To love a peo - ple from ev' - ry land, to

5 save them all through Je - sus Christ, who shed His blood to give e - ter - nal life. Oh, who is like the

10 Lord, our God? Who has shown such pow - er such love? No one, no one's like our God!

15 No one's shown such pow'r, such love, so for His glo - ry, for our joy, let's

20 know, let's grow, let's go! let's know, let's grow, let's go! 2. There's work for

25 us in God's One, Big Plan, to reach His peo - ple in ev' - ry land, Know

29 God and His Word, Grow like Je - sus, give, pray! Go to those lands, share the gos - pel to - day! Oh,

33 who is like the Lord, our God? Who have shown such pow - er such love, No one, no one's

38 like our God! No one's shown such pow'r, such love, so for His glo - ry,

43 for our joy, let's know, let's grow, let's go! let's know, let's grow, let's go!

Words and Music: Constance Dever ©2012

Bible Verse Song:

DDD ESV Songs 2, Track 25

For You Have Been Born Again

You have been born again, not of perishable seed,
But through the living and abiding word of God.
You have been born again, not of perishable seed,
But through the living and abiding word of God.
First Peter One, verse twenty-three.

about this Bible verse:

Words: 1 Peter 1:23, ESV Music: Constance Dever ©2012

When we become one of God's people, God calls that being born AGAIN. No, our mothers don't give birth to us again. No, we don't become little babies like we were. But, it IS a new beginning of life. Only this time, it is life with God.

How do we have this new beginning of life with God? God's Holy Spirit works in our hearts, as we think about God's Word. He helps us want to turn away from disobeying God and trust in Jesus as our Savior. We tell God about our sins and He forgives them all. He gives us a new heart that knows Him and loves Him and wants to live for Him.

This new life with God makes us a new person on the inside, in our heart. That's why God says we are born again when we become His people. And the amazing thing about this new life with God is that it never ends. We will NEVER perish! When we die, we will go to live with God forever! God loves to help us have this new life. Ask Him to help you!

You Have Been Born Again

The musical score is written in 2/4 time on a single treble clef staff. It begins with a key signature of one flat (Bb) and a common time signature of 2/4. The melody consists of eighth and quarter notes. Chord symbols are placed above the staff: C, F, C, G, C, F, C, and 1. G. The lyrics are: "You have been born a - gain not of per - ish - a - ble seed, but through the liv - ing and a - bi - ding word of God. You have bi - ding word of God. First Pe - ter One, verse twen - ty - three." The score includes a first ending bracket over the final two measures, labeled "1. G". A second ending bracket starts at measure 8, labeled "2.", and covers the final two measures of the piece.

Words: adapted from 1 Peter 1:23 ESV Music: Constance Dever ©2012

Bible Verse Song:

O, How I Love Your Law

Oh, oh, oh, oh,
Oh, how I love your law!
It's my, my, my, my meditation,
My meditation all the day,
Your commandment makes me wiser than my enemies,
Your commandment makes me wiser than my enemies,
For it is ever with me,
For it is ever with me.
Psalm One-nineteen, ninety-seven and eight.

about this Bible verse:

Words adapted from Psalm 119:97-98, ESV Constance Dever © 2011

God has put so many wonderful things in His Word, the Bible. He's put songs of worship in it. He's given us stories of the mighty things He's done for His people. He tells us about how Jesus came to save us from our sins. He's filled it with His good plans and His promises.

God has also written His laws and commandments in the Bible. ("Law" and "commandment" are big words that mean "rules.") God's laws tell us how God wants us to live.

When we read God's laws in the Bible, the Holy Spirit can use them to change us and make us wise to live God's good way. They can help us to do the right thing, even when we have enemies around us who want us to do the wrong thing. God's laws are always the best way to live. No wonder God's people love to meditate on them! They want to live to please God! God's laws can help them!

Extra Bible Verse Song: For Whatever Was Written

For whatever was written in former days
Was written for our instruction,
For whatever was written in former days
Was written for our instruction.
That through endurance and encouragement,
Of the Scriptures, we might have hope.
That through endurance and encouragement,
Of the Scriptures, we might have hope.
Romans Chapter Fifteen, verse four.

about this Bible verse:

Words: Romans 15:4, ESV Music: Constance Dever ©2012

God's Word, the Bible was written long ago. God made sure everything was written down just right. He wanted His people to be able to trust every promise and have hope that He would always take care of them and always be working for their good and His glory. He wanted them to read His Word and be instructed--that is, learn--how He wants them to love Him and live for Him. God's Word may have been written long, long ago, but it still is just as true as ever. God still uses it to help God's people to keep on living for Him and look forward to the day when they will live with Him forever. Read God's Word! He can use it to help you to trust in Him and live for Him, too!

O How I Love Your Law

B \flat
E \flat
F 7
B \flat

O! O! O! O! O, how I love your law! It's my,

6 E \flat F 7 E \flat B \flat F 7 B \flat

me - di - ta - tion, my me - di - ta - tion all the day. Your com - mand - ment makes me

11 E \flat F E \flat B \flat F 7 B \flat E \flat

wis - er than my en - e - mies, Your com - mand - ment makes me wis - er than my

16 F E \flat F F 7 B \flat E \flat F F 7 B \flat

en - e - mies, for it is ev - er with me it is ev - er with me.

21 B \flat E \flat F B \flat

Psalm One, nine - teen nine - ty - sev - en and eight.

Words: adapted from Psalm 119:97-98 ESV Music: Constance Dever ©2012

DEEP DOWN DETECTIVES

Curriculum Resources



**Appendix B:
Games**

Index of Games

List of Supplies Needed to Make All Games	203
Bible Verse Games	
Duck, Duck, Goose	207
Slap, Clap and Stack	208
Simon Says How	209
Roll 'n' Toss	210
Block Clapping	211
Meet, Greet and Keep It Up	212
Bean Bag Catch	213
Animal Cube	214
Fill 'er Up	215
Lily Pad Jump	216
Loud and Soft, Big and Little	217
Freeze 'n' Say	218
Detective Mission Madness Practice	219
Music, Movement & Memory Activities	
Thumping Drums	220
Say, Spring Up and Shout	221
Freeze Frame	222
Egg Shakers	223
Jingle Bell Hands	224
Big Voice, Little Voice	225
Sing, Dance and Fall Down	226
Bottle Shakers	227
March 'n' Say	228
Clap, Tap and Say	229
Block Clappers	230
Lullabies, Bells and Lions	231
Musical Squares	232
Bible Story Review Games	
Take Me through the Tunnel	233
Missing in Action	234
Treasure Hunt	235
Look Who's Coming Down the Tracks	236
Can You Remember?	237
Clothespin Line Up and Drop	238
Deep Down Detective Clue Hunt	239
Run to the Grocery Store	241
Who's in the Basket?	242
Going Fishing	243
Pony Express	244
Who's Inside?	256
Fix Up the Mix Up	246

Master Supplies List for All Deep Down Detectives Games

Deep Down Detectives uses many games. The good news is, they are simply made and they are re-used throughout the whole curriculum. Make sure you save the games you make and it will save you a lot of time later.

This is the full list of the games and the supplies needed in the Deep Down Detectives Curriculum. I **would highly suggest you do this!** Get the prep work over with at the beginning and coast your way through years of enjoyment! Store them in ziploc bags or baskets and pull them out when needed. So simple!

THIS LIST IS ALSO INCLUDED IN INTRODUCTION

Bible Verse Games

Lily Pad Jump

- Cube-shaped cardboard box,
- paper,
- glue,
- marker

Animal Cube

- Cube-shaped cardboard box,
- paper,
- glue,
- marker

Simon Says How

- Cube-shaped Cardboard box
- Paper, glue, and a marker

Bean Bag Catch

- 1 bean bag per every 2 children (or every child)
- NOTE: Can also fill socks with beans and tie open end to make beanbags.

Slap, Clap and Stack

- 10 or 12 Blocks or other stackable objects

Freeze 'n' Say

- Music and CD/Tape player

Fill'er Up

- 1 bean bag per child
- NOTE: Can also fill socks with beans and tie open end to make beanbags.
- Cardboard box or laundry basket
- Carpet squares, 1 per child

Loud and Soft, Big and Little

- none

Bible Verse Games

Roll 'n' Toss

- Cube-shaped Cardboard box
- Paper, glue, and a marker
- 1 bouncy ball per 2 children

Duck, Duck, Goose

- none

Deep Down Detective Mission Madness Practice

- Detective Gear, such as a trench coat, sunglasses, and a hat

Block Clapping

- 2 wooden blocks per child, preferably about 3"x 2", as found in many children's block sets

Meet, Greet, and Keep It Up

- 16 oz cups, 1 per child (with some extras)
- 2 pieces of rope as long as a line of children
- Masking tape

Master Supplies List for All Deep Down Detectives Games, continued

Music, Movement & Memory

Thumping Drums

- 1 Oatmeal container/coffee can with lid per drum.
- Tape
- Popcorn, rice, beans, etc.
- Wooden spoons, dowels, unsharpened pencils, if desired, for mallets

Say, Spring Up and Shout

- Bean bags, one per child

Freeze Frame

- Some kind of fun hat or clothing for the leader to wear

Egg Shakers

- Empty Easter eggs
- Rice, beans, buttons, pennies, popcorn, beads, small nails or bolts, etc.
- Glue and glue gun OR strong packing tape

Jingle Bell Hands

- 1 6" piece of sturdy string
- 4 or 5 jingle bells, available in most craft shops

Sing, Dance, and Fall Down

- Optional: Bean bags, one per child

Big Voice, Little Voice

- none

Bottle Shakers

- 1 empty 16 oz. soda bottle per shaker
- Rice, beans, buttons, pennies, popcorn, beads, small nails or bolts, etc.
- Glue and glue gun OR strong packing tape

March 'n' Say

- Optional: A fun hat for the leader of the march, or for everyone in the march

Clap, Tap and Say

- none

Lullabies, Bells and Lions

- Bell

Music, Movement & Memory

Musical Squares

- Carpet Squares, enough for all of the children (or chairs)

Block Clappers

- 2 wooden blocks per child, preferably about 3"x 2", as found in many children's block sets

Master Supplies List for All Deep Down Detectives Games, continued

Story Review Games

Going Fishing

- One long wooden dowel, yardstick, etc. per fishing pole
- Yarn
- Paper clip per fishing pole
- Rope
- Two chairs
- Blanket
- Box/bucket/container
- Bucket

Pony Express

- Small manila envelopes, one per flannel graph figure
- Kid's small backpack or a tote bag with a strap
- Basket
- Cowboy hat
- Stick horse or a broom

Fix Up the Mix Up

- None

Can You Remember?

- Index cards

Deep Down Detectives Clue Hunt

- Variety of interesting items that have one or more places to hide a storyboard picture
- Detective Hat
- 4 False Clues (included on the next page)
- CD Player and Deep Down Detectives Theme Song

Clothespin Line Up and Drop

- Rope
- Clothespins, the hinged type
- Shoe box
- Tape

Who's in the Basket?

- Blanket
- Basket

Run to the Grocery Store

- Grocery bag or kid's grocery cart
- Empty food cartons

Story Review Games

Treasure Hunt

- 10 small lidded plastic containers or boxes (like from a jewelry store) or wooden, hinged boxes from a craft store
- Various decorating supplies, such as fake craft jewels, glitter, glitter glue, foil paper, gold spray paint
- glue

Take Me Through the Tunnel

- Chairs or Table
- Sheet or blanket
- Box

Missing in Action

- None

Who's Inside?

- 10 different containers with lids

Look Who's Coming Down the Tracks

- Two shoe boxes
- 6' or so of rope
- Optional: Engineer's hat

Bible Verse Game

Intake or Response Activity to learn Bible verse

Duck, Duck, Goose

Materials

- Bible Verse sign from the curriculum
- Deep Down Discussion Questions (optional)

Preparation

None.

Learning the Verse

Choose the whole verse or an appropriate length portion of the verse to learn. Read the verse slowly and explain it to them. A simple explanation is included on the back of the Bible Truth sign. Practice saying the verse with the children a few times.

Playing the Game

1. Have the children sit in a circle, cross-legged on the floor.
2. Choose a child to be "It". "It" will walk around behind the seated children, tapping each one on the head, the whole group recites the verse, saying one word for each head tap.
3. The child whose head is the last one to be tapped must get up and chase "It", hoping to tag "It" before "It" can get around the circle and sit down in the open spot in the circle.
4. If the child does tag "It" then he may take his place in the circle. If not, then the new child is "It." If desired, you can also ask them a question about the verse before repeating. See the Deep Down Discussion Sheet for possible questions.
5. Repeat as frequently as desired.

Bible Verse Game

intake or Response Activity to learn Bible verse

Slap, Clap and Stack

Materials

- Bible Verse sign from the curriculum
- Deep Down Discussion Questions (optional)
- 10 or 12 Blocks or other stackable objects

Preparation

None.

Learning the Verse

Choose the whole verse or an appropriate length portion of the verse to learn. Read the verse slowly and explain it to them. A simple explanation is included on the back of the Bible Truth sign. Practice saying the verse with the children a few times.

Playing the Game

1. Tell the children that they are going to learn the verse while working together to make the largest stack of blocks/objects they can. After each time they say the verse, a child gets to pick out an object to put on the tower. Teacher will help them balance it in place.
2. Have everyone sit down in a circle around the stacking area. Say the verse together. If desired, you can add a motion the children do each time they say the verse, such as clap, stomp feet, etc. This will add movement to this game. Choose a child to pick out an object. Help the child put it in place.
3. Continue adding objects/blocks until all objects are used up or the tower falls down.
4. Repeat as desired. If desired, you can also ask them a question about the verse after every turn or every few turns. See the Deep Down Discussion Sheet for possible questions.

Bible Verse Game

intake or Response Activity to learn Bible verse

Simon Says How

Materials

- Bible Verse sign from the curriculum
- Deep Down Detectives Discussion Questions (optional)
- Cube-shaped Cardboard box
- Paper, glue, and a marker
- Die Number and Action Chart (see below)

Preparation

Make a die out of the cardboard box as follows:

1. Cut the paper into the size of one side of the cube. Use it as a pattern to make six pieces (one for each side of the cube)
2. Glue each piece of paper onto each side of the cube.
3. Write the numbers 1-6 on the each side of the cube like a die.
4. Make a sign as follows:
 - 1 = Head 2 = Feet
 - 3 = Hands 4 = Hands and Feet
 - 5 = Laying Down 6 = Eyes Closed

Learning the Verse

Choose the whole verse or an appropriate length portion of the verse to learn. Read the verse slowly and explain it to them. A simple explanation is included on the back of the Bible Truth sign. Practice saying the verse with the children a few times.

Playing the Game

1. Have the children spread out facing the leader.
2. Tell the children that they are going to play "Simon Says How", a game in which everyone will take turns making up different actions that they will do while saying the verse.
3. Explain that "Simon" will roll the die and make up actions that use the parts of the body that correspond to the number on the chart. Everyone else will then recite the verse while standing still. Then challenge them to recite it again while doing the actions "Simon" made up at the same time.
4. Simon will then choose another person to be Simon in his place. Repeat. If desired, you can also ask them a question about the verse after every turn or every few turns. See the Deep Down Detectives Discussion Sheet for possible questions.

Bible Verse Game

intake or Response Activity to learn Bible verse

Roll 'n' Toss

Materials

- Bible Verse sign from the curriculum
- Deep Down Discussion Questions (optional)
- Cube-shaped Cardboard box
- Paper, glue, and a marker
- 1 bouncy ball per 2 children

Preparation

1. Cut the paper into the size of one side of the cube. Use it as a pattern to make six pieces (one for each side of the cube)
2. Glue each piece of paper onto each side of the cube.
3. Write different actions on each side of the cube: Roll, Bounce, Overhand Toss, Close Eyes and Roll, Backwards Roll (through legs), Underhand Toss.

Learning the Verse

Choose the whole verse or an appropriate length portion of the verse to learn. Read the verse slowly and explain it to them. A simple explanation is included on the back of the Bible Truth sign. Practice saying the verse with the children a few times.

Playing the Game

1. Have the children spread out facing the leader.

Playing the Game

1. Tell the children they will be throwing a ball to a partner in the different ways you have written on the cube (show them the cube).
2. Have the children stand in two long lines, with their partners facing each other about 9-12' apart (whatever seems to be a good tossing/rolling distance for your children).
3. Give out the ball to each person in one of the long lines. (Partners will not have one.)
4. Practice each of the different ball actions, then begin the game.
5. Have everyone say the verse together. Toss the cube and tell everyone what the motion will be. At your signal, have one partner roll, toss, etc. the ball to the other. After all the partners have received the balls and everyone is back in line. Have everyone say the verse together, then toss the cube again. If desired, you can also ask them a question about the verse after every few rolls. See the Deep Down Discussion Sheet for possible questions.

Bible Verse Game

intake or Response Activity to learn Bible verse

Block Clapping

Materials

- Bible Verse sign from the curriculum
- Deep Down Discussion Questions (optional)
- 2 wooden blocks per child, preferably about 3"x 2", as found in many children's block sets

Preparation

None.

Learning the Verse

Choose the whole verse or an appropriate length portion of the verse to learn. Read the verse slowly and explain it to them. A simple explanation is included on the back of the Bible Truth sign. Practice saying the verse with the children a few times.

Playing the Game

1. Show the children the clapping blocks and tell them: "We are going to use our Bible verse to play a game. But first, we need to practice saying the verse." (Practice saying it a couple of times).
2. Hand out the clapping blocks and let the children clap them a while (without saying the verse), then quiet them.
3. Then tell them, "OK, let's try saying our verse and block clapping at the same time!" Lead the children in reciting the verse and clapping with each word. Or, you can have the children clap the blocks together a certain number of times, then say the verse after the last clap. If desired, you can also ask them a question about the verse before repeating. See the Deep Down Discussion Sheet for possible questions.
4. Repeat as frequently as desired.

Bible Verse Game

intake or Response Activity to learn Bible verse

Meet, Greet and Keep It Up

Materials

- Bible Verse sign from the curriculum
- Deep Down Discussion Questions (optional)
- 16 oz. cups, 1 per child (with some extras)
- 2 pieces of rope as long as a line of children
- Masking tape

Preparation

1. Line up the 2 pieces of rope about 6' apart.
2. Put down a piece of masking tape the same length as the ropes, running parallel to the ropes midway between the 2 ropes.

Learning the Verse

Choose the whole verse or an appropriate length portion of the verse to learn. Read the verse slowly and explain it to them. A simple explanation is included on the back of the Bible Truth sign. Practice saying the verse with the children a few times.

Playing the Game

1. Split the children into partners. Have them stand in two long lines, with their partners facing each other about 6' apart.
2. Tell the children they will be meeting and greeting their partners with a handshake at the masking tape in the middle, then turning around and going back to their place along the rope. Have them practice this.
3. Now tell them, that they will also be balancing a cup on their head while they do this.
4. Give out a cup to everyone. Have them practice balancing the cup on their heads.
5. Now play the game. Have everyone say the verse together. Then have them put the cups on their heads. At your signal, have them walk to the middle, greet their partner with a handshake, turn around and go back—trying to keep the cup balanced on their head the whole time. (There is no penalty for cups falling off.)
6. Have everyone settle back in place in the line, with the cups off their heads. Say the verse together again, put the cups back on their heads, then walk to greet partner again, etc.
7. You can move the ropes back gradually so the children can try to do it from further and further apart.
8. If desired, you can also ask them a question about the verse after every few turns. See the Deep Down Detective Discussion Sheet for possible questions.

Bible Verse Game

intake or Response Activity to learn Bible verse

Bean Bag Catch

Materials

- Bible Verse sign from the curriculum
 - Deep Down Discussion Questions (optional)
 - 1 bean bag per every 2 children (or every child)
- NOTE: Can also fill socks with beans and tie open end to make beanbags.

Preparation

None.

Learning the Verse

Choose the whole verse or an appropriate length portion of the verse to learn. Read the verse slowly and explain it to them. A simple explanation is included on the back of the Bible Truth sign. Practice saying the verse with the children a few times.

Playing the Game

1. Pair the children with a partner.
2. Have the children stand in two long lines, with their partners facing each other at arm's length apart.
3. Give out a bean bag to each person in one of the long lines. (Partners will not have one.) Have everyone say the verse together, then throw the bean bag to their partners, trying to catch the bean bag. (NOTE: no one is "out" if they don't catch it.)
4. Have both lines of children take a step back.
5. Say the verse altogether again, then throw the bean bags again.
6. Repeat as frequently as desired. If desired, you can also ask them a question about the verse after every turn or every few turns. See the Deep Down Discussion Sheet for possible questions.

Bible Verse Game

intake or Response Activity to learn Bible verse

Animal Cube

Materials

- Bible Verse sign from the curriculum
- Deep Down Discussion Questions (optional)
- Cube-shaped cardboard box
- Paper, glue, and a marker

Preparation

1. Cut the paper into the size of one side of the cube. Use it as a pattern to make six pieces (one for each side of the cube) Draw a simple animal picture on each piece of paper. Possibilities would be: rabbit, monkey, elephant, bird, fish, and a horse. Glue each picture onto each side of the cube.

Learning the Verse

Choose the whole verse or an appropriate length portion of the verse to learn. Read the verse slowly and explain it to them. A simple explanation is included on the back of the Bible Truth sign. Practice saying the verse with the children a few times.

Playing the Game

1. Tell the children they will be playing a game in which they must move like six different animals. Have them practice the movements for each of the animals on your cube. (Rabbit: leaping; monkey: scratching under arms and saying "ooh-ooh, ahh-ahh"; Elephant: swinging arms like a trunk and making trumpet sound; Bird: flapping arms like wings; Fish: palms together, weaving them in a serpentine action, saying "blub-blub"; horse: galloping/prancing and neighing).
2. Show the children the cube with the animal pictures on it, just like the ones they've practiced. Tell them that you will roll the dice and everyone (at your signal) will begin making the movement for that animal. Tell them that they must stop in place and be very quiet when they hear a certain noise (such as a whistle, a bell ring, clap, etc.). Tell them that you will be watching them. And that children who are very good at listening and stopping when you say so will get a chance to toss the cube for everyone. Practice tossing the cube, making the movements and stopping with the children.
3. Now it's time to play the whole game. Choose a child to roll the cube and say which animal is picked and what action they will do for the animal. Have everyone say the verse, then at your cue, let the children act out the animal until you tell them to stop (a bell or whistle can be used to give the start and stop signals).
4. Choose another child and repeat. If desired, you can also ask them a question about the verse after every turn or every few turns. See the Deep Down Discussion Sheet for possible questions.

Other Option: If children get really good at this, you can challenge them by saying the verse while they make the movement.

Bible Verse Game

Intake or Response Activity to learn Bible verse

Fill 'er Up

Materials

- Bible Verse sign from the curriculum
- Deep Down Discussion Questions (optional)
- 1 Bean bag per child
- NOTE: Can also fill socks with beans and tie open end to make beanbags.
- Cardboard box or laundry basket
- Carpet squares, 1 per child

Preparation

1. Put box/basket in a central location.
2. Place carpet squares equidistant about 2' from center box/basket. These will be for the children to sit on.

Learning the Verse

Choose the whole verse or an appropriate length portion of the verse to learn. Read the verse slowly and explain it to them. A simple explanation is included on the back of the Bible Truth sign. Practice saying the verse with the children a few times.

Playing the Game

1. Have the children stand on a carpet square.
2. Tell them that they will be saying the verse, then—on your signal—they will try to throw as many of their bean bags as they can into the box/basket target in the middle.
3. As they get good at throwing their bean bags in, have the children move back their carpet squares.
4. Repeat verse before toss. If desired, you can also ask them a question about the verse after every few tosses. See the Deep Down Discussion Sheet for possible questions.

Bible Verse Game

intake or Response Activity to learn Bible verse

Lily Pad Jump

Materials

- Bible Verse sign from the curriculum
- Deep Down Discussion Questions (optional)
- Cube-shaped cardboard box, paper, glue, marker

Preparation

Make a die out of the cardboard box as follows:

1. Cut the paper into the size of one side of the cube.
2. Use it as a pattern to make six pieces (one for each side of the cube).
3. Glue each piece of paper onto each side of the cube.
4. Write the numbers 1-6 on the each side of the cube like a die.

Learning the Verse

Choose the whole verse or an appropriate length portion of the verse to learn. Read the verse slowly and explain it to them. A simple explanation is included on the back of the Bible Truth sign. Practice saying the verse with the children a few times.

Playing the Game

1. Tell children that they will be froggies, leaping from lily pad to lily pad. Everyone will say the verse together, then you (or a very good, well-behaved listening "froggie") will roll the die and see how many leaps all the froggies will make before them stop.
2. Have them practice leaping. Warn them to watch out for their other froggie friends so that no one gets hurt. Practice stopping.
3. Have everyone get in froggie position. Roll die and tell them how many leaps they will leap. Say the verse together. At your signal, everyone leaps as you (or you and they) count out the number of leaps together: "1, 2, 3, stop!" etc. Repeat. If desired, you can also ask them a question about the verse after every turn or every few turns. See the Deep Down Discussion Sheet for possible questions.

Bible Verse Game

Intake or Response Activity to learn Bible verse

Loud and Soft, Big and Little

Materials

Bible Verse sign from the curriculum
Deep Down Discussion Questions (optional)

Preparation

None.

Learning the Verse

Choose the whole verse or an appropriate length portion of the verse to learn. Read the verse slowly and explain it to them. A simple explanation is included on the back of the Bible Truth sign. Practice saying the verse with the children a few times.

Playing the Game

1. Tell the children: "Let's practice our Bible verse with a game."
2. "First let's say our verse together," (say it a couple times).
3. "Now let's see how quietly we can whisper it! Can you say it quietly like I am?" Have everyone follow your voice as it gets quiet, then loud, then medium, etc. Quiet them, then repeat. If desired, you can also ask them a question about the verse after they repeat the verse a few times. See the Deep Down Discussion Sheet for possible questions.

NOTE: You may find it easier for the children to follow getting louder and softer by lowering your hands when you are getting quieter and then raising your hands when you are getting louder.

Bible Verse Game

intake or Response Activity to learn Bible verse

Freeze 'n' Say

Materials

- Bible Verse sign from the curriculum
- Deep Down Discussion Questions (optional)
- Music and CD/Tape player

Preparation

None.

Learning the Verse

Choose the whole verse or an appropriate length portion of the verse to learn. Read the verse slowly and explain it to them. A simple explanation is included on the back of the Bible Truth sign. Practice saying the verse with the children a few times.

Playing the Game

1. Play some of the music for the children. Tell them that they will move around the room as you tell them (marching, leaping, clapping, etc.) while they hear the music. They will stop and freeze in whatever position they are in when the music stops. Practice this with them.
2. When they have the concept down, add saying the verse when the music stops and they are in their frozen position.
3. After they say the verse, then tell them how you want them to move when the music starts again. You can take their suggestions for movement ideas, too.
4. Start the music up again and continue. Repeat as frequently as desired. If desired, you can also ask them a question about the verse after every turn or every few turns. See the Deep Down Discussion Sheet for possible questions.

Bible Verse Game

Intake or Response Activity to learn Bible verse

Deep Down Detectives Mission Madness Practice

Materials

- Bible Verse sign from the curriculum
- Deep Down Discussion Questions (optional)
- Deep Down Detectives Theme Song and/or Bible verse song
- Detective Gear, such as a trench coat, sunglasses, and a hat

Preparation

None.

Learning the Verse

Choose the whole verse or an appropriate length portion of the verse to learn. Read the verse slowly and explain it to them. A simple explanation is included on the back of the Bible Truth sign. Practice saying the verse with the children a few times.

Playing the Game

1. Tell the children that sometimes detectives have to do all sorts of things to get answers to their questions and solve the case they are working on. In this game, they will practice some detective moves.
2. Put on the detective costume, telling the children that you will start out the game as the Chief Detective.
3. As you play the Deep Down Detectives theme song, you will lead the children in practicing one of their moves, such as swimming across a deep river. . (Other possible actions would be crawling, hand over eye looking around left and right; walking backwards, shuffling, stooping, and crawling..)
4. When the song finishes, the children will sit down and everyone will say the verse together. If desired, you can also ask them a question about the verse. See the Deep Down Discussion Sheet for possible questions.
5. Choose a child to take your place as Chief Detective. Repeat activity, choosing another detective move. Play continues as time and attention span allow.

Music, Movement & Memory Activity

Intake or Response Activity to learn the Big Question, Bible verse and Unit music

Thumping Drums

Materials

- CD of unit music
- Deep Down Detectives Discussion Questions (optional)
- 1 Oatmeal container/coffee can with lid per drum.
- Tape
- Popcorn, rice, beans, etc.
- Wooden spoons, dowels, unsharpened pencils, if desired, for mallets

How to Make

1. Tape the lid of empty oatmeal or coffee cans in place. (If want to make a snare drum, add popcorn, rice, etc. in the empty container before taping shut.)
2. Children can either tap drum with hands or you can give them 2 wooden spoons, wooden dowels or unsharpened pencils with wooden spoons glue gunned to an end as mallets.

What to Do

1. Show the children the thumping drums. Tell them. "I'm going to say God's Word and make a joyful noise to Him with these thumping drums. Come and join me!"
2. First let's sing our Bible verse song/Big Question song/Praise Song/Hymn together (say the verse a couple of times, if using it.)
3. "Now let's make that joyful noise to the LORD!" Hand out the drums (and mallets) and let the children beat them awhile. Quiet them, then repeat.
4. If desired, you can ask the children a question related to the verse/the songs they are singing, using the Deep Down Detectives Discussion Sheet after each time (or every few times) you sing the song/say the verse.

NOTE: Younger children may need to sing the Bible verse/Big Question song/etc, then thump. But, as the children get older, they may be able to sing the song(s) AND thump at the same time.

Music, Movement & Memory Activity

Intake or Response Activity to learn the Big Question, Bible verse and Unit music

Say, Spring Up and Shout

Materials

- CD of unit music
- Deep Down Detectives Discussion Questions (optional)
- Optional: Bean bags, one per child

What to Do

1. Tell the children: "We're going to sing our Bible verse/Big Question/other song and make a joyful noise to God, crouching down like this (Crouch down). Then at the end, we're going to spring up and shout, "Amen, I agree!"
2. First let's sing our Bible verse song/Big Question song/Praise Song/Hymn together (say the verse a couple of times, if using it.)
3. "Now let's jump up and say, "AMEN! I agree!" After everyone springs up and says "Amen," quiet them, then repeat.
4. If desired, when the children get the crouching and jumping down, you might give them a bean bag to toss in the air as they spring up. Practicing tossing up in the air rather than AT others.
5. If desired, you can ask the children a question related to the verse/the songs they are singing, using the Deep Down Detectives Discussion Sheet after each time (or every few times) you sing the song/say the verse.

Music, Movement & Memory Activity

Intake or Response Activity to learn the Big Question, Bible verse and Unit music

Freeze Frame

Materials

- CD of unit music
- Deep Down Detectives Discussion Sheet Questions (optional)
- Some kind of fun hat or clothing for the leader to wear

What to Do

1. Tell the children. "I'm going to sing God's Word and make a joyful noise to Him...but I'm going to freeze in place in between songs. Come and join me!"
2. Choose one child to be the leader. Help them put on the leader hat/clothing.
3. Have the kids march around behind the leader, singing the song of your choice.
4. Have the children freeze in place when you stop the song at a random point.
5. When everyone is frozen, have the children tell you what the next word/phrase to the song.
6. If desired, you can ask the children a question related to the words or another question from the Deep Down Detectives Discussion Sheet after each time (or every few times) you freeze the song.
7. Choose another leader and play the song again, stopping on a different word from the song to highlight.

Music, Movement & Memory Activity

Intake or Response Activity to learn the Big Question, Bible verse and Unit music

Egg Shakers

Materials

- CD of unit music
- Deep Down Detectives Discussion Sheet (optional)
- Empty Easter eggs
- Rice, beans, buttons, pennies, popcorn, beads, small nails or bolts, etc.
- Glue and glue gun OR strong packing tape

How to Make

1. Fill empty Easter eggs with different small objects such as rice, beans, pennies, buttons, popcorn, beads, small nails or bolts, etc., then seal lid shut with glue gun or with packing tape. Different objects make different sounds. Different amounts of the same object make different sounds, too. The children will enjoy the variety.

What to Do

1. Show the children the egg shakers and tell them, "I'm going to sing our Bible verse/Big Question/other song and make a joyful noise to God with these egg shakers. Come and join me!"
2. First let's sing our Bible verse song/Big Question song/Praise Song/Hymn together (say the verse a couple of times, if using it.)
3. Hand out the egg shakers and let the children shake them a while (without singing), then quiet them.
4. Then tell them, "OK, let's try singing and shaking our eggs at the same time!" Lead the children in song and shaking.
5. If desired, you can ask the children a question related to the verse/the songs they are singing, using the Deep Down Detectives Discussion Sheet after each time (or every few times) you sing the song/say the verse.

NOTE: Younger children may need to sing the Bible verse/Big Question song/etc, then shake. But, as the children get older, they may be able to sing the song(s) AND shake at the same time.

Music, Movement & Memory Activity

Intake or Response Activity to learn the Big Question, Bible verse and Unit music

Jingle Bell Hands

Materials

- CD of unit music
- Deep Down Detectives Discussion Questions (optional)
- 1 6" piece of sturdy string
- 4 or 5 jingle bells, available in most craft shops (OR three Ball jar lid outer rings per instrument)

How to Make

1. Cut a piece of string about 6" long.
2. Thread 4 or 5 jingle bells onto string, securely tying each in place with a knot before adding the next one. Tie the ends together. Children can either wear these like a bracelet or can hold them in their hands. If using Ball jar lid rings, string three of these together with the same piece of string and fasten.

What to Do

1. Show the children the bottle shakers and tell them, "I'm going to sing our Bible verse/Big Question song and make a joyful noise to God with these bottle shakers. Come and join me! First, let's sing the Bible verse/ Big Question/etc. song together on our own (sing the song a couple of times.) Now let's make that joyful noise to the LORD!"
2. Hand out the jingle hand bells and let the children jingle them a while (without singing), then quiet them.
3. Then tell them, "OK, let's try singing and jingling at the same time!" Lead the children in singing and jingling.
4. If desired, you can ask the children a question related to the verse/the songs they are singing, using the Deep Down Detectives Discussion Sheet after each time (or every few times) you sing the song/say the verse.

NOTE: Younger children may need to sing the Bible verse/Big Question song/etc, then jingle. But, as the children get older, they may be able to sing the song(s) AND jingle at the same time.

Music, Movement & Memory Activity

Intake or Response Activity to learn the Big Question, Bible verse and Unit music

Big Voice, Little Voice

Materials

- CD of unit music
- Deep Down Detectives Discussion Questions (optional)

What to Do

1. Tell the children: "I'm going to sing our Bible verse/Big Question song and make a joyful noise to Him quietly and loudly! Come and join me!"
2. First let's sing our Bible verse song/Big Question song/Praise Song/Hymn together (say the verse a couple of times, if using it.)
3. "Now let's see how quietly we can whisper it! Can you sing it quietly like I am?" Have everyone follow your voice as it gets quiet, then loud, then medium, etc. Quiet them, then repeat.
4. If desired, you can ask the children a question related to the verse/the songs they are singing, using the Deep Down Detectives Discussion Sheet after each time (or every few times) you sing the song/say the verse.

NOTE: You may find it easier for the children to follow getting louder and softer by lowering your hands when you are getting quieter and then raising your hands when you are getting louder.

Music, Movement & Memory Activity

Intake or Response Activity to learn the Big Question, Bible verse and Unit music

Sing, Dance and Fall Down

Materials

- CD of unit music
- Deep Down Detectives Discussion Questions (optional)
- 1 oatmeal container/coffee can with lid per drum.
- Tape
- Popcorn, rice, beans, etc.
- Wooden spoons, dowels, unsharpened pencils, if desired, for mallets

How to Make

1. Tape the lid of empty oatmeal or coffee cans in place. (If want to make a snare drum, add popcorn, rice, etc. in the empty container before taping shut.)
2. Children can either tap drum with hands or you can give them 2 wooden spoons, wooden dowels or unsharpened pencils with wooden spools glue gunned to an end as mallets.

What to Do

1. Tell the children: "I'm going to sing our Bible verse/Big Question/etc. song and make a joyful noise to Him with my body by dancing to some music...then falling down when it stops. Come and join me!"
2. First let's sing our Bible verse song/Big Question song/Praise Song/Hymn together (say the verse a couple of times, if using it.)
3. "Now let's dance as we sing our song. Then fall down when we finish. Let's dance." Have everyone dance and sing the song. When you finish, say, "Everyone fall down!" Quiet the children, then repeat.
4. If desired, you can ask the children a question related to the verse/the songs they are singing, using the Deep Down Detectives Discussion Sheet after each time (or every few times) you sing the song/say the verse.

Music, Movement & Memory Activity

Intake or Response Activity to learn the Big Question, Bible verse and Unit music

Bottle Shakers

Materials

- CD of unit music
- Deep Down Detectives Discussion Questions (optional)
- 1 empty 16 oz. soda bottle per shaker
- Rice, beans, buttons, pennies, popcorn, beads, small nails or bolts, etc.
- Glue and glue gun OR strong packing tape

How to Make

1. Fill empty 16 oz.. soda bottles with different small objects such as rice, beans, pennies, buttons, popcorn, beads, small nails or bolts, etc.
2. Seal lid shut with glue gun or with packing tape. Different objects make different sounds. Different amounts of the same object make different sounds, too. The children will enjoy the variety.

What to Do

1. Show the children the bottle shakers and tell them. "I'm going to sing our Bible verse/Big Question song and make a joyful noise to God with these bottle shakers. Come and join me! First, let's sing the Bible verse/ Big Question/etc. song together on our own (sing the song a couple of times.) Now let's make that joyful noise to the LORD!"
2. Hand out the bottle shakers and let the children shake them a while (without singing), then quiet them.
3. Then tell them, "OK, let's try singing and shaking at the same time!" Lead the children in song and shaking.
4. If desired, you can ask the children a question related to the verse/the songs they are singing, using the Deep Down Detectives Discussion Sheet after each time (or every few times) you sing the song/say the verse.

NOTE: Younger children may need to sing the Bible verse/Big Question song/etc, then shake. But, as the children get older, they may be able to sing the song(s) AND shake at the same time.

Music, Movement & Memory Activity

Intake or Response Activity to learn the Big Question, Bible verse and Unit music

March 'n' Say

Materials

- CD of unit music
- Deep Down Detectives Discussion Questions (optional)
- Optional: A fun hat for the leader of the march, or for everyone in the march

What to Do

1. Tell them, "I'm going to say God's Word and make a joyful noise to Him by marching. Come and join me!"
2. First let's sing our Bible verse song/Big Question song/Praise Song/Hymn together (say the verse a couple of times, if using it.)
3. "Now let's march around as we sing!"
4. If desired, let the leader of the march (you the first time, then pick different children), wear a fun hat as he/she leads. Or, have hats for everyone to wear.
5. If desired, you can ask the children a question related to the verse/the songs they are singing, using the Deep Down Detectives Discussion Sheet after each time (or every few times) you sing the song/say the verse.

NOTE: Younger children may need to sing the Bible verse/Big Question song/etc, then thump. But, as the children get older, they may be able to sing the song(s) AND thump at the same time.

Music, Movement & Memory Activity

Intake or Response Activity to learn the Big Question, Bible verse and Unit music

Clap, Tap and Say

Materials

- CD of unit music
- Deep Down Detectives Discussion Questions (optional)

What to Do

1. Tell the children: "I'm going to sing our Bible verse/Big Question/etc. song and make a joyful noise to Him with my body by clapping and tapping. Come and join me!"
2. First let's sing our Bible verse song/Big Question song/Praise Song/Hymn together (say the verse a couple of times, if using it.)
3. "Now let's clap and tap! Can you do what I'm doing?" Have everyone follow your motions as you clap your hands, tap your head, hit your knees together, rub your belly, etc. for a while. Quiet them, then repeat. If desired, have different children think up different motions.
4. If desired, you can ask the children a question related to the verse/the songs they are singing, using the Deep Down Detectives Discussion Sheet after each time (or every few times) you sing the song/say the verse.

NOTE: Younger children may need to sing the Bible verse/Big Question song/etc, then clap, tap, etc. But, as the children get older, they may be able to sing the song(s) AND do the motions at the same time.

Music, Movement & Memory Activity

Intake or Response Activity to learn the Big Question, Bible verse and Unit music

Block Clappers

Materials

- CD of unit music
- Deep Down Detectives Discussion Questions (optional)
- 2 wooden blocks per child, preferably about 3"x 2", as found in many children's block sets

What to Do

1. Show the children the clapping blocks . Tell them, "I'm going to say God's Word and make a joyful noise to Him with these clapping blocks. Come and join me!
2. First let's sing our Bible verse song/Big Question song/Praise Song/Hymn together (say the verse a couple of times, if using it.)
3. Now let's make that joyful noise to the LORD!" Hand out the clapping blocks and let the children clap them a while (without singing), then quiet them.
4. Then tell them, "OK, let's try singing and block clapping at the same time!" Lead the children in song and clapping.
5. If desired, you can ask the children a question related to the verse/the songs they are singing, using the Deep Down Detectives Discussion Sheet after each time (or every few times) you sing the song/say the verse.

NOTE: Younger children may need to sing the Bible verse/Big Question song/etc, then clap. But, as the children get older, they may be able to sing the song(s) AND clap at the same time.

Music, Movement & Memory Activity

Intake or Response Activity to learn the Big Question, Bible verse and Unit music

Lullabies, Bells and Lions

Materials

- CD of unit music
- Bell
- Deep Down Detectives Discussion Questions (optional)

What to Do

1. Tell the children: "We're going to pretend to go to sleep as children, but wake up like an animal. Everyone sit down and let's sing our lullaby before we go to bed. When you hear the morning bell ring, you can pretend to be the animal I say until you hear the bedtime bell ring and you have to sit back down."
2. Ring the bell and say, "It's time for bed, it's time for bed! Sit down where you are, you sleepy heads!" Have all the children sit down in place. Then say, "Before we go to sleep, we have to sing our bedtime lullaby. Let's sing our Bible verse song/Big Question song/Praise Song/Hymn." Have the children sing the song with you, then tell them, "Shhh. Lay down! It's time for bed!"
3. Have all the children lay down and be very still and quiet like they are sleeping for a few minutes. Then say, "Sleeping, sleeping, look at all the sleeping children. But when the morning bell rang, they all woke up, and were lions (or whatever animal you choose) all day!"
3. All the children will get up and pretend to be the animal. After a few moments, ring the bell and say, "It's time for bed, it's time for bed! Sit down where you are, you sleepy heads!"
4. If desired, you can ask the children a question related to the verse/the songs they are singing, using the Deep Down Detectives Discussion Questions after each time (or every few times) you sing the lullaby song.

Music, Movement & Memory Activity

Intake or Response Activity to learn the Big Question, Bible verse and Unit music

Musical Squares

Materials

- CD of unit music
- Carpet Squares, enough for all of the children (or chairs)
- Deep Down Detectives Discussion Questions (optional)

What to Do

1. Set out the squares/chairs in a circle. Ask the children to sit down on their square/chair.
2. Tell the children they will march around behind the squares/chairs as you play the Big Question Song/Bible verse song/Hymn/Praise Song/etc. When the music stops, they are to sit down on the nearest square/chair island.
3. Play the music, sing the song as the children make swimming motion with their arms to it. Stop the music and have the children sit down on the nearest square/chair.
4. If desired, you can ask the children a question related to the verse/the songs (or the lesson concepts) they are singing, using the Deep Down Detectives Discussion Questions, after each time (or every few times) they sit down.

Bible Story Review Game

Response Activity to review the story and key concepts

Take Me Through the Tunnel

Materials

- Bible Truth storyboard pictures and Storyboard
- Deep Down Discussion Questions
- Chairs or Table
- Sheet or blanket
- Box

Preparation

1. Construct a tunnel using the sheet draped over a table/chairs.
2. Put the flannelgraph figures in a box in the "tunnel."

Playing the Game

1. Have the children take turns crawling through the tunnel, retrieving one of the pictures.
2. When the child comes out of the tunnel, he shows the figure to the other children from them to name.
3. Have the children name the character; and, if desired, answer a question (see Deep Down Discussion Sheet) about what they did in the story.
4. Have the child stick the picture on the storyboard, gradually recreating the scene as the game progresses.

Bible Story Review Game

Response Activity to review the story and key concepts

Missing in Action

Materials

- Bible Truth storyboard pictures and Storyboard
- Deep Down Discussion Questions

Preparation

1. Put all the story pictures up on the storyboard, recreating the scene from the story. .

Playing the Game

1. Review the story briefly, pointing to the figures on the story board background as you go. Have the children help you, if desired.
2. Tell the children that someone from the story is about to go "Missing in Action" and they have to guess who it is. Have the children cover their eyes and take one figure off the board.
3. Have the children open their eyes and figure out who is missing.
4. Put the picture back on the board. Take another picture off the board, having a child choose who will go missing in action this time.
5. If desired, you can ask the children a question related to story each time/every few times a picture is put up, using the Deep Down Discussion Sheet.

Bible Story Review Game

Response Activity to review the story and key concepts

Treasure Hunt

Materials

- Bible Truth storyboard pictures
- Deep Down Discussion Questions
- 10 small lidded plastic containers or boxes (like from a jewelry store) or wooden, hinged boxes from a craft store
- Various decorating supplies, such as fake craft jewels, glitter, glitter glue, foil paper, gold spray paint glue

Preparation

Before playing the game, you will need to make your treasure boxes:

1. Collect 10 small lidded plastic containers or lidded boxes (like from a jewelry store), just large enough to put the Bible story pictures in. Alternatively, you can also purchase 10 hinged wooden boxes from a craft store. These make marvelous treasure boxes.
2. Decorate each container/box with the jewels, glitter, paper, gold paint, etc to give them a “treasure-y” look.

Right before Class:

1. Put a Bible story picture in each container and hide them around the room.
2. You may want to review the story and the pictures before class.

Playing the Game

1. Tell the children that you are going on a treasure hunt and need their help finding all the treasure hidden around the room.
2. Have the children take turns finding the treasure boxes and bringing them to you.
3. Remove each picture as the box is found and ask the children review questions about the character from the Bible story. If desired, you can simply put each picture on the floor, table, or storyboard as it is found, then ask questions about the Bible story when you have collected them all. (See the Deep Down Discussion Sheet for possible questions.)
4. Remember to store your boxes after the game, keeping them for the next time you play.
5. Game continues as time allows or until you have retrieved and reviewed all the pictures and the story.

Bible Story Review Game

Response Activity to review the story and key concepts

Look Who's Coming Down the Tracks

Materials

- Bible Truth storyboard pictures
- Deep Down Discussion Questions
- Two shoe boxes
- 6' or so of rope
- Optional: Engineer's hat

Preparation

1. Make a "train" with two cars made with the two shoe boxes strung together with rope.
2. Poke a hole through the front short side of the shoe box that will be the back "car."
3. Poke a hole through the front and back short sides of the shoe box that will be the front "car."
4. Thread the rope through these holes, tying knots near the inside and outside of each to keep the car securely in place.

Playing the Game

1. Put a picture in each "car" of the train (out of the sight of the children). Say, "Look who's coming down the track!"
2. Hand the end of the rope to a child and have them pull it around to where the other participating children are saying "Choo! Choo! Choo! Choo!" (you can have all the children say this, just the child pulling, you and the child, etc.)
3. After the child pulls it to where the children are say, "Train, stop!"
4. Pull out the pictures, show them to the children and ask, "Who's on our train?"
5. If desired, you can ask the children a question related to the picture/story, from the Deep Down Detectives Discussion Sheet.

Tip: For more fun, have a train engineer's hat for the child pulling the train to wear.

Bible Story Review Game

Response Activity to review the story and key concepts

Can You Remember?

Materials

- 2 sets of Bible Truth storyboard pictures (Simply photo copy a second black & white set from the originals)
- Deep Down Discussion Questions
- Index Cards

Preparation

1. Attach the storyboard pictures to index cards, making sure that the pictures are completely covered by the cards.
2. Scramble the order of pictures and set face down on the floor or table.

Playing the Game

1. Have the children take turns trying to make matches by choosing and turning over two pictures at a time.
2. If the pictures match, they are removed from the floor and one is placed on the storyboard. Have the children identify the pictures as they are added to the board. If they do not match, they are turned over face down again and someone else gets to try.
3. If desired, you may also want to ask the children a question about the picture/the story as a match is made, using the Deep Down Discussion Sheet for suggestions.
4. Continue until all the matches are made and all pictures are up on the storyboard, recreating the story picture.

Bible Story Review Game

Response Activity to review the story and key concepts

Clothespin Line Up and Drop

Materials

- Bible Truth storyboard pictures
- Deep Down Discussion Questions
- Rope
- Clothespins, the hinged type
- Shoe box
- Tape

Preparation

1. Attach a spring-type clothespin to some of the laminated storyboard pictures and put them in a shoe box with the lid taped on one side like a hinge and with a hole in the top.
2. Hang up a short rope (in an out-of-traffic-flow location) between two chairs.

Playing the Game

1. Open the shoe box and say, "It's time to say hello to our story friends!"
2. Pull the pictures out one at a time, saying "Hello, so-and-so, each time you pick up a picture and clip them to the rope.
3. When all are pinned up say, "It's time to say goodbye to so-and-so." Can you find so-and-so?" Then have the child point out the right figure on the clothesline, take it off the rope, reattaching the clothespin and handing it to the child. If desired, you may also want to ask the children a question about the picture/the story as the picture is identified, using the Deep Down Discussion Sheet for suggestions.
4. Have a container/bucket/shoe box and say, "Say, goodbye!" letting the child drop the clothespin in the bucket and put the picture through the slot in the shoe box.

Bible Story Review Game

Response Activity to review the story and key concepts

Deep Down Detectives Clue Hunt

Materials

- Bible Truth storyboard pictures
- Deep Down Discussion Questions
- Variety of interesting items that have one or more places to hide a storyboard picture
- Detective Hat
- 4 False Clues (included on the next page)
- CD Player and Deep Down Detectives Theme Song

Preparation

1. Collect a variety of interesting items, that some way to hide a picture, such as an old box with a lid, wallet, purse, clothing with pockets, a book, etc. If your items have MORE than one place to hide things, that is even better.
2. Cut out/Print out the false clue pictures included with the game.
3. Hide each story picture inside one of the items.
4. Set out the items for the children to see, telling them that each of them have an important clue in them. Most of them are from the story, but a few are not. Tell them that it is the job of the Deep Down Detectives to find the hidden clues and decide if they belong in the story or not.

Playing the Game


1. Have the children line up. Play the Deep Down Detectives Theme Song and lead the children in marching around the room and then back to their places to sit down as it ends. (This is merely an energy-release tactic). Have the children take turns choosing an item, finding the clue you have hidden within it. Have the child/the class decide if the clue belongs in the story or not. If it belongs in the story, have them tell how, or, you could ask the children a question about the picture, using the Deep Down Discussion Sheet for suggestions.
2. Continue until all the clues have been found.
3. If desired, you can have the child who will choose the next clue to lead the class in marching to the theme song before they choose their clue.

Bible Story Review Game

Response Activity to review the story and key concepts

Deep Down Detectives Clue Hunt, continued

False Clues (use as many as you want)



Bible Story Review Game

Response Activity to review the story and key concepts

Run to the Grocery Store

Materials

- Bible Truth storyboard pictures
- Deep Down Discussion Questions
- Grocery bag or kid's grocery cart
- Empty food cartons

Preparation

1. Put a clue inside each food container.
2. Set out the containers on a table or shelf at one end of the room.
3. Set up the story board at the other end, with the shopping cart or bag.

Playing the Game

1. Have the children assemble near the storyboard.
2. Have them take turns pushing the grocery cart/carrying the grocery bag to the other end of the room and choosing a food item. If desired, tell the children which food item you want them to pick out each time.
3. When the child returns with the food, have them open the container and pull out the picture. If desired, you may also want to ask the children a question about the picture/the story as the picture is identified, using the Deep Down Discussion Sheet for suggestions.
4. Ask the class what the picture is, then add it to the story board, gradually reproducing the story.

Bible Story Review Game

Response Activity to review the story and key concepts

Who's in the Basket?

Materials

- Bible Truth storyboard pictures
- Deep Down Discussion Questions
- Blanket
- Basket

Preparation

None.

Playing the Game

1. Hide one of the pictures in the basket and cover it up with the blanket.
2. Ask the children: "Who's in the basket? Would you like to look?" Have chose a child to take off the blanket and pull out the picture to show the rest of the children. Say: "Look! It's -----" The children or you or you and the children can answer with who it is. For more fun, have a little song like "Pop! Goes the Weasel" you hum each time before the child pulls the blanket off Or, just count "1, 2, 3, GO!" and pull the blanket off quickly. If desired, you may also want to ask the children a question about the picture/the story as the picture is identified, using the Deep Down Discussion Sheet for suggestions.
3. Repeat as frequently as desired.

Bible Story Review Game

Response Activity to review the story and key concepts

Going Fishing

Materials

- Bible Truth storyboard pictures
- Deep Down Discussion Questions
- One long wooden dowel, yardstick, etc. per fishing pole
- Yarn
- Paper clip per fishing pole
- Rope
- Two chairs
- Blanket
- Box/bucket/container
- Bucket

Preparation

1. Make fishing poles out of long wooden dowels, yardsticks, etc with a piece of yarn for fishing line and a paper clip for a hook.
2. Attach a picture to the end of each pole.
3. Tie a rope between two chairs and drape a piece of cloth or a blanket over the rope. Lay the poles against the blanket so that the tips and the fishing line drape over the other side and drop down into a bucket/box on the other side.
4. Place other bucket on the side the children and the ends of the fishing rods are. This will be the "holding tank" for the fish when they are caught.

Playing the Game

1. Ask the children, "Would you like to go fishing in my pond today?"
2. "Let's see what you'll catch." The child chooses one of the poles, pulls it up and see what's on the end.
3. Say "Looks like you've caught a big one! Pull it out!"
4. As the child pulls up the fishing rod and reveals what is on the end, ask the children, "Who did you catch?" If desired, you may also want to ask the children a question about the picture/the story as each "fish" is caught, using the Deep Down Discussion Sheet for suggestions.
5. Have the child put the "fish" in the holding tank.
6. If desired, when all the fish are caught, take them out of the holding tank and review the "catch of the day."

Bible Story Review Game

Response Activity to review the story and key concepts

Pony Express

Materials

- Bible Truth storyboard pictures
- Deep Down Discussion Questions
- Small manila envelopes, one per flannel graph figure
- Kid's small backpack or a tote bag with a strap
- Basket
- Cowboy hat
- Stick horse or a broom

Preparation

1. Tell the children that long ago cowboys used to pick up the mail, put it in their bags and ride it fast from town to town on their horses. This was called the Pony Express. Today, they will practice riding for the Pony Express and bring the mail back to the class.

Playing the Game

1. Show the children how to ride the stick horse down to the other end, pick up a piece of mail from the basket, put it in their bag, then ride it back to the class. Take the envelope out of the bag and open it, showing them the picture inside. Ask the children who/what the picture is and then put it on the storyboard. If desired, you may also want to ask the children a question about the picture/the story as the picture is identified, using the Deep Down Discussion Sheet for suggestions.
2. Have the children take turns riding the Pony Express, each time adding the new figure to the storyboard until the story is recreated on it.

Bible Story Review Game

Response Activity to review the story and key concepts

Who's Inside?

Materials

- Bible Truth storyboard pictures (and/or other objects that remind you of things from the story)
- Deep Down Discussion Questions
- 10 different containers with lids

Preparation

1. Put in various pictures/objects in each container and shut.
2. Line up all the containers or put them in a big bag, such as a trash bag.

Playing the Game

1. Have 10 different sized/colored lidded containers with shaded sides, all big enough to fit the laminated pictures or other objects from the story or concept. Have the children take turns choosing a container (from the bag) and opening it. Each time ask: "Who's inside?" Child/children/you/you and children can answer together. If desired, you may also want to ask the children a question about the picture/the story as each picture/object is identified using the Deep Down Discussion Sheet for suggestions.
2. Repeat.

Bible Story Review Game

Response Activity to review the story and key concepts

Fix Up the Mix Up

Materials

- Bible Truth storyboard pictures
- Deep Down Discussion Questions

Preparation

None.

Playing the Game

1. Take all the Storyboard pictures and mix them up in a pile in front of the children.
2. Tell them that the story pictures are all mixed up and you need help fixing them up again.
3. Let the children take turns picking a picture out of the pile and re-constructing the story on the storyboard. If desired, you may also want to ask the children a question about the picture/the story as each picture/object is identified using the Deep Down Discussion Sheet for suggestions.

DEEP DOWN DETECTIVES

Curriculum Resources



**Appendix C:
Crafts and Take Home Sheets**

Index of Crafts and Take Home Sheets

Bible Truth 1:

Lesson 1 Coloring Sheet/Take Home Sheet	249
Lesson 2 Coloring Sheet/Take Home Sheet	251
Lesson 3 Coloring Sheet/Take Home Sheet	253
Big Question 2 Bible Story and Key Concepts to Take Home	255
Extra Craft 1: Go and Tell Bible Truth Concept Craft	263
Extra Craft 2: Bible Story Coloring Page	267
Extra Craft 3: Bible Story Jigsaw Puzzle Picture	268

Bible Truth 2:

Lesson 1 Coloring Sheet/Take Home Sheet	269
Lesson 2 Coloring Sheet/Take Home Sheet	271
Lesson 3 Coloring Sheet/Take Home Sheet	273
Big Question 2 Bible Story and Key Concepts to Take Home	275
Extra Craft 1: Go and Tell Bible Truth Concept Craft	283
Extra Craft 2: Bible Story Coloring Page	287
Extra Craft 3: Bible Story Jigsaw Puzzle Picture	288


Bible Truth 3:

Lesson 1 Coloring Sheet/Take Home Sheet	289
Lesson 2 Coloring Sheet/Take Home Sheet	291
Lesson 3 Coloring Sheet/Take Home Sheet	293
Big Question 3 Bible Story and Key Concepts to Take Home	295
Extra Craft 1: Go and Tell Bible Truth Concept Craft	303
Extra Craft 2: Bible Story Coloring Page	307
Extra Craft 3: Bible Story Jigsaw Puzzle Picture	308

Bible Truth 4:

Lesson 1 Coloring Sheet/Take Home Sheet	309
Lesson 2 Coloring Sheet/Take Home Sheet	311
Lesson 3 Coloring Sheet/Take Home Sheet	313
Big Question 4 Bible Story and Key Concepts to Take Home	315
Extra Craft 1: Go and Tell Bible Truth Concept Craft	323
Extra Craft 2: Bible Story Coloring Page	329
Extra Craft 3: Bible Story Jigsaw Puzzle Picture	330

CAN YOU GUESS BIBLE TRUTH!:
What's So Special about the Bible?
It Alone Is God's Word...



**God made sure that it
was written down just**

----- !

HINT: What's the opposite of being wrong?
It rhymes with "light."

Deep Down Detective Devotion: Unit 2, Bible Truth 1, Lesson 1



Big Question 2 : What's So Special about the Bible?

Answer: It Alone Is God's Word...God made sure it was written down just right!

Bible Truth 1 Meaning

The Bible looks like one, big, thick book; but, it's really sixty-six books, all put together. Many people, over many years, wrote down these books. Some wrote down songs to God. Others wrote down His laws. Some wrote down God's promises and warnings. Others wrote down stories of the great things that God has done for His people; and, how He sent Jesus to save them.

But why do we call the Bible "God's Word", if all these people really wrote down the words? Because God did something very special inside each of those people as they wrote down those words. God's Holy Spirit worked inside of them so that their words weren't just their own words; they were God's perfect words, too. Isn't that amazing? There really is no other book like the Bible, is there?

How do I know this is true? The Bible tells me so!

"All Scripture is breathed out by God and profitable for teaching, for reproof, for correction, and for training in righteousness, that the man of God may be complete, equipped for every good work." --- 2 Timothy 3:16-17, ESV

Some Questions for You

1. How many books are in the Bible? *Sixty-six, all put together in one, big book.*
2. Who did God use to write down the Bible? *Many people.*
3. What kinds of things did people write down? *Songs to God; God's rules; God's promises and warnings; stories of the great things God did for His people; and, how He sent Jesus to save them.*
4. Why is the Bible God's Word, if many people wrote it down? *God's Holy Spirit worked inside of each person so that their words were also His perfect words.*
5. *The Bible tells us so many good and important things. But, the very, very, very best thing it tells us is how we can be saved from our sins. What does the Bible say? It tells us that even though we are sinners who deserve God's punishment for our sins, God sent His Son to save us. God promises to forgive the sins of all who turn away from disobeying Him and trust in Jesus as their Savior. God can help us to do this, if we ask Him. He loves to answer this prayer!*

Let's Pray!

- A** We praise you, God, for giving us Your Word, the Bible. We praise You for how Your Holy Spirit worked inside of so many people to write it down just right.
- C** God, You have given us Your Word, but often we don't want to listen to it or obey it. Please forgive us.
- T** Thank You for making sure Your Word was written down just right. Thank You that we can trust it to be true. And thank You for giving it to us, so we can better know You and how You want us to live.
- S** Work deep inside our hearts. Help us to understand Your Word and want to obey it. Help us to turn away from our sins and trust in Jesus as our Savior. In Jesus' name we pray. Amen.

Let's Sing about What We're Learning!

Big Q & A 2 Song from *Deep Down Detectives* ESV Songs 2, track 12

(sung to the tune of "Three, Blind Mice")

What's so special about the Bible?
It alone is God's Word!
It alone is God's Word!
It's always true, It can make you wise,
It can work pow'r'ly in your life.
It alone is God's Word! It alone is God's Word!

Big Question 2 Song from *Deep Down Detectives* ESV Songs 2, track 13

Refrain: What's so special about the Bible? It alone is God's Word,
What's so special about the Bible? It alone is God's Word.
There are millions and millions of books in the world,
But only the Bible is God's perfect Word,
There are millions and millions of books in the world,
But only the Bible is God's perfect Word,
The Holy Spirit uses it To make God's people like Christ. *Refrain*

Verse 1:

God's Word was written down perfectly, By godly men long ago,
The Holy Spirit worked through them,
Inspiring every word they wrote. *Refrain*

Verse 2:

God's Word is powerful and living, It changes us, deep inside,
The Holy Spirit uses it To make God's people like Christ. *Refrain*

Go to the *Deep Down Detectives* Parent Resources for Unit 2 to get the Bible story and many more resources and songs for this unit at praisefactory.org

"All Scripture

is breathed out by God...

Holy Spirit

**and profitable for teaching,
for reproof, for correction,
and for training in righteousness,
that the man of God
may be complete, equipped
for every good work."**

2 Timothy 3:16-17



Deep Down Detective Devotion: Unit 2, Bible Truth 1, Lesson 2



Big Question 2 : What's So Special about the Bible?

Answer: It Alone Is God's Word...God made sure it was written down just right!

How do I know this is true? The Bible tells me so!

"All Scripture is breathed out by God and profitable for teaching, for reproof, for correction, and for training in righteousness, that the man of God may be complete, equipped for every good work." --- 2 Timothy 3:16-17, ESV

Learn a Little: "All Scripture is breathed out by God."

Meaning

Scripture is another word for the Bible. What does it mean for the Bible to be God-breathed? It does NOT mean that God really breathed air out onto the pages of the Bible. It means that God's Holy Spirit was there, working inside of each person as they wrote it to down. He made sure that it was written exactly as He wanted it to be. Every single bit of the Bible is useful to anyone who wants to be a man (or woman/boy or girl) of God. God can use it to teach us about Himself and how He wants us to live. God can use it to change us and help us be who He wants us to be. Ask God to use His Word in your life. He loves to answer this prayer!

Some Questions for You

1. What book is Scripture another word for? *The Bible.*
2. Does God-breathed mean that God blew air on the Bible? *No. God-breathed means that God made sure it was written down just right.*
3. Who did God send to help people write down the Bible so it was written down just right? *He sent His Holy Spirit to work inside the people who wrote down the words.*
4. How much of the Bible is useful to us? *All of it! Every single word!*
5. Who does the Bible help us know? *God.*
6. The Bible help us know how to live for whom? *It tells us how we can live for God.*

Let's Pray!

- A** We praise you, God, for giving us Your Word, the Bible. We praise You for how Your Holy Spirit worked inside of so many people to write it down just right.
- C** God, You have given us Your Word, but often we don't want to listen to it or obey it. Please forgive us.
- T** Thank You for making sure Your Word was written down just right. Thank You that we can trust it to be true. And thank You for giving it to us, so we can better know You and how You want us to live.
- S** Work deep inside our hearts. Help us to understand Your Word and want to obey it. Help us to turn away from our sins and trust in Jesus as our Savior. In Jesus' name we pray. Amen.

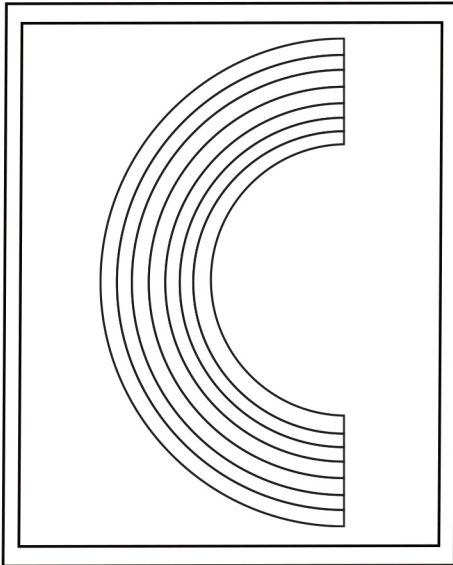
Let's Sing Our Bible Verse!

All Scripture Is Breathed Out by God *from Deep Down Detectives ESV Songs 2, track 20*


All Scripture is breathed out by God and profitable,
All Scripture is breathed out by God and profitable,
For teaching, reproof, correction,
For training in righteousness,
So that the man of God may be complete,
Equipped for every good work.
All Scripture is breathed out by God and profitable,
All Scripture is breathed out by God and profitable,
Second Timothy Three, sixteen and seventeen.

Go to the *Deep Down Detectives Parent Resources for Unit 2* to get the Bible story and many more resources and songs for this unit at praisefactory.org


Which four of these clues belong in our story? Which two do not? Put an X in the boxes of the four that belong.



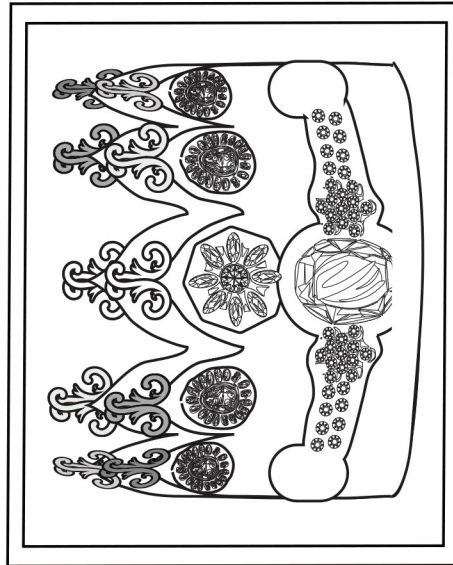
A Rainbow



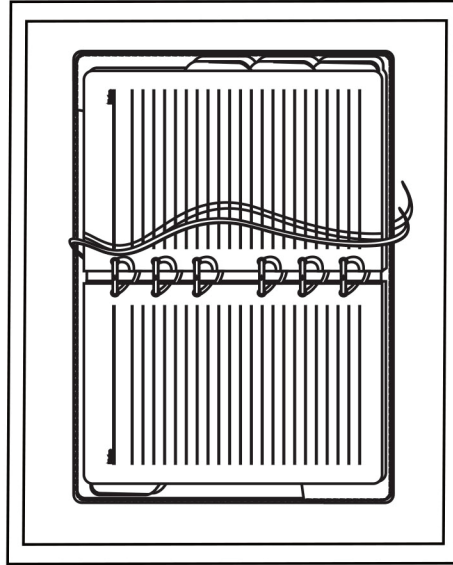
An Island



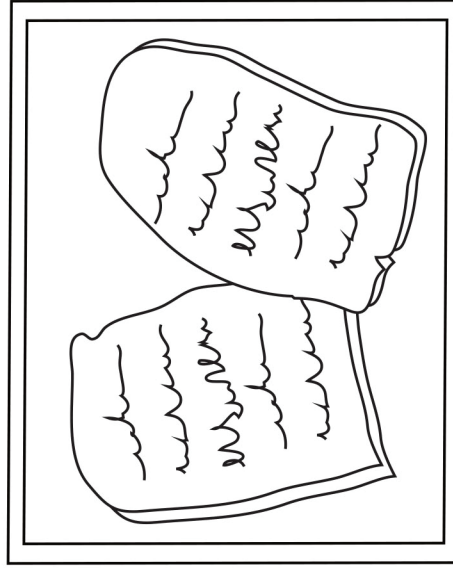
A Man in a Pit



A Crown



A Notebook



2 Pieces of Stone

Answer: The island, the man in a pit, a crown and the 2 pieces of stone belong in the story.

Deep Down Detective Devotion: Unit 2, Bible Truth 1, Lesson 3



Big Question 2 : What's So Special about the Bible?

Answer: It Alone Is God's Word...God made sure it was written down just right!

Bible Truth 1 Meaning

The Bible looks like one, big, thick book; but, it's really sixty-six books, all put together. Many people, over many years, wrote down these books. Some wrote down songs to God. Others wrote down His laws. Some wrote down God's promises and warnings. Others wrote down stories of the great things that God has done for His people; and, how He sent Jesus to save them.

But why do we call the Bible "God's Word", if all these people really wrote down the words? Because God did something very special inside each of those people as they wrote down those words. God's Holy Spirit worked inside of them so that their words weren't just their own words; they were God's perfect words, too. Isn't that amazing? There really is no other book like the Bible, is there?

How do I know this is true? The Bible tells me so!

"All Scripture is breathed out by God and profitable for teaching, for reproof, for correction, and for training in righteousness, that the man of God may be complete, equipped for every good work." --- 2 Timothy 3:16-17, ESV

Some Questions for You

Our six case clues were: a rainbow, an island, a man in a pit, a crown, a notebook, and two pieces of stone.

1. Which four belong in our story?

The island, the man in a pit, the crown, and the pieces of stone.

2. Which one did God Himself write on? Who did He use to write down the rest of His words for us?

The two pieces of stone. He used people, helped by His Holy Spirit.

3. What is the best news of all that God used people to write down in His Word, the Bible? *The good news that Jesus came to save all who turn away from their sins and trust in Jesus as their Savior.*

4. The Holy Spirit helped God's people write down God's Word just right. He can help us do something, too? Do you know what it is? *He can help us to turn away and trust in Jesus as our Savior. He can help us to love God and live for Him.*

Let's Pray!

- A** We praise you, God, for giving us Your Word, the Bible. We praise You for how Your Holy Spirit worked inside of so many people to write it down just right.
- C** God, You have given us Your Word, but often we don't want to listen to it or obey it. Please forgive us.
- T** Thank You for making sure Your Word was written down just right. Thank You that we can trust it to be true. And thank You for giving it to us, so we can better know You and how You want us to live.
- S** Work deep inside our hearts. Help us to understand Your Word and want to obey it. Help us to turn away from our sins and trust in Jesus as our Savior. In Jesus' name we pray. Amen

Let's Praise God Right Now!

Big Q & A 2 Hymn: How Precious Is the Book Divine, v.1 *from Deep Down Detectives ESV Songs 2, track 18*

Verse 1

How precious is the book divine,
By inspiration given;
Bright as a lamp its doctrines shine,
To guide our souls to heaven.

Words: William Gardiner Music: Constance Dever

Big Question 2 Praise Song: The Best Book to Read Is the Bible *from Deep Down Detectives ESV Songs 2, track 19*

Verse 1

The best book to read is the Bible,
The best book to read is the Bible,
It alone is God's true Word,
With the best news ever heard!
Yes! The best book to read is the Bible!

Verse 2

The best book to read is the Bible,
The best book to read is the Bible,
If you read it ev'ry day,
God will teach you His ways.
Yes! The best book to read is the Bible!

Go to the *Deep Down Detectives Parent Resources for Unit 2* to get the Bible story and many more resources and songs for this unit at praisefactory.org

Deep Down Devotions: Unit 2, Bible Truth 1 Story Concepts**P.1****The Case of the Words that Were Always Right***Exodus 24; Deuteronomy 5, 31; 2 Timothy 3:16*

Dear Parents,

Big Question #2 is: "What's So Special about the Bible?" Your child is learning that "It Alone Is God's Word...God made sure it was written down just right."

Here's a copy of the Bible story they are learning along with the "Listening Assignment" for each lesson. These assignments provide a different teaching emphasis for each lesson, helping the children dig deeper into each Bible truth. They match up with your child's take home for each lesson. We hope that these resources help your family to dig down deeper into the truths of God's Word!" Happy digging!

•many more resources for this Big Question can be found online at www.praisefactory.org•

Listening Assignments

"Hey, Kids! Detective Dan, here. Listen carefully to the story and help me answer these questions:

Detective Dan's Lesson #1 Listening Assignment:

I need to find out:

- 1. Whose words were always right?**
- 2. What's the name of the big book where these words were written down?**

Detective Dan's Lesson #2 Listening Assignment:**Our Bible Verse is 2 Timothy 3:16-17:**

"All Scripture is breathed out by God and profitable for teaching, for reproof, for correction, and for training in righteousness, that the man of God may be complete, equipped for every good work."

I need to find out:

- 1. Scripture is another word for God's Word, the Bible. God-breathed means God made sure what people wrote down were His words. Who did God send to help people write down His words just right?**
- 2. What kinds of things did God have people write down to help us live for Him?**

Detective Dan's Lesson #3 Listening Assignment:

I found six clues, but only 4 of them are in the story.

They are: a rainbow, an island, a man in a pit, a crown, a notebook, and two pieces of stone. *Hold up each of them for the children to see as you identify them.*

I need to figure out:

- 1. Which four belong in our story?**
- 2. Which one did God Himself write on? Who did He use to write down the rest of His words for us?**

Read the assignment questions, THEN SAY,

"Ok, Deep Down Detectives! Put on your best listening ears and see if you can hear the answers to Detective Dan's questions. When I finish telling the story, we will see if we can answer all the questions."

Read the Bible Truth story, answer questions, present the gospel and lead in prayer.

Listening Assignments answers; the gospel; and, an ACTS prayer are included with the story text at the end.

The Case of the Words that Were Always Right *Exodus 24; Deuteronomy 5, 31; 2 Timothy 3:16*

Story with lines separating paragraphs (text in bold, optional interaction cues in italics)

High up on a mountaintop, **SOMETHING** was being written down by **SOMEONE**. Well, what's so special about that, you might ask. People write down things every day. Why, even **YOU** may have written down down something today.

Ahhh...but, THIS SOMETHING being written down by this **SOMEONE** was very special.

Can you guess what the SOMETHING was that was being written down?

God's Word was the special **SOMETHING** that was being written down. And can you guess **WHO** the **SOMEONE** special was who was writing down God's Word? Was it a man? Was it a woman?

Who do you think was writing down God's Word?

It wasn't a man or a woman. It was the **LORD God, Himself!** He was writing down His Ten, Big Rules (Laws), called the 10 Commandments. And He was **NOT** writing them down on paper like we do, but **INTO** two, big pieces of stone. Isn't that amazing!

Now, when you or I write down something, we use a pencil with an eraser. That's because we make mistakes, or decide to change what we want to say. But not the **LORD!** He never needs an eraser. And He always knows just what He wants to say. He **NEVER, EVER** makes mistakes! So, the **LORD** just carved His Ten, Big Rules (Laws) into those pieces of stone and that was that! It was perfect! Just as perfect as He is! He made sure that it was written down just right.

When God finished writing His Ten, Big Rules (Laws) into stone that day was that the end? Was that all there would be to His Word? No, it was not! That was just the beginning! There was so much more that God planned to put down in writing. How much more? Can you count to sixty-six? That's how much more! The Bible would be big, and thick, and made up of sixty-six books when it was all finished.

Have you seen how many words there are in the Bible? It is a very big and thick book, isn't it?

But that **WAS** the only time that God wrote down His Word, Himself. All the rest of His words in the sixty-six books of the Bible would be written down by people.

Uh oh, **PEOPLE** writing down God's very special Words? That doesn't sound like a good idea. People make mistakes. All kinds of mistakes. Remember? They're the ones who need pencils with erasers! How could **THEY** ever write down God's Word on their own and get it just right? God knew the answer. Do you?

What do you think God would do for these people?

God wouldn't have people write down His Word by themselves. He would give them a Helper-- His very own, Holy Spirit. The Holy Spirit would work powerfully in their hearts and minds. He would make the words they wrote down just right. That's how He made each person's words to be not just their own words, but God's perfect Word, too.

Who were the people God used to write down His Word, the Bible? They were all kinds of people in all kinds of places. Let me tell you about some of them.

Story with lines separating paragraphs (text in bold, optional interaction cues in italics)

Out in the wilderness, God used an old man named Moses to write down His Word. And oh, what a lot of words God gave Moses to write down! Not tens or hundreds of words, but thousands and thousands of words! Here is some of what God had Moses write down:

Moses wrote down all of the hundreds of other good rules (laws) God gave His people to live by.

And, Moses wrote down the story of how God created the world so beautiful and perfect, back in the beginning of time. He told of the perfect closeness that the first people, Adam and Eve, had with God.

Then, Moses wrote down the sad story of how Adam and Eve disobeyed God and how all people after them chose to disobey Him, too. This was how sin came into God's good world, and why we need a Savior.

Moses wrote down the great promise God made to Abraham. The promise to use Abraham's family to bless the whole world with a Savior: the Savior, Jesus.

And, Moses wrote down God's amazing rescue of the people of Israel from their enemies, the Egyptians, and how He made promises with them to be His special people and He to be their God.

All this and more, Moses wrote down. These became the first five books in our Bibles.

Let's say the first five books of the Bible together.

Genesis, Exodus, Leviticus, Numbers and Deuteronomy. Say them with me. That's so many books! That's so many words! And every one was God's Word, written down just right! God's Holy Spirit at work inside of Moses made sure of that.

But Moses wasn't the only person God used to write down His Word. God used a lot more people, in a lot more places, to write down the rest of His Word. Let's hear about some more of them.

David sang songs to God everywhere he went. He sang songs to God as he watched his father's sheep at night under the stars. He sang songs to God as he gathered with God's people to worship God. He even sang songs as he hid from his enemies in a cave, sad and scared. God's Holy Spirit helped David as he sang the songs and as he wrote them down. Now we can read them in the part of the Bible called the Psalms.

Have you heard someone read, "The Lord is my shepherd, I shall not want?" Those are words to a song that David wrote down!

God made David's son, Solomon a very, very wise king. He lived in his beautiful, rich palace. God's Holy Spirit helped him write down God's wise ways for us to live. We can read them in the parts of the Bible we call Proverbs, Song of Solomon and Ecclesiastes.

A man named Jeremiah was thrown into a deep, dark, muddy pit by people who had stopped obeying God. God's Holy Spirit helped him write down God's warnings to these people. He urged them to stop sinning and turn back to Him. We can read what Jeremiah wrote down in the books of the Bible we call Jeremiah and Lamentations.

The people did not stop sinning. Enemies took God's people away from their homes in Judah and across the dry desert to Babylon. They forced them to be their workers. God's people were very sad. But God sent a man named Ezekiel with them, to give them His words of comfort. His Holy Spirit helped Ezekiel write down God's promises to rescue them from their enemies and bring them back home one day. He even promised to send a special new king who would save them. This king would be a man, but He would be God, too. (Can you guess who this would be? It's Jesus!) We can read what Ezekiel wrote down in the Bible book called Ezekiel.

Story with lines separating paragraphs (text in bold, optional interaction cues in italics)

God made sure all Ezekiel wrote down all of His promises just right. Every one of them came true. The LORD did rescue the people from their enemies in Babylon. They did get to go back home.

And best of all, at just the right time, the promised Savior was born.

Jesus, God's Son, was born in Bethlehem. He lived a perfect life, then gave it up on the cross as He suffered and died for the sins of God's people. On the third day, Jesus rose from the dead, showing that He had really beaten sin and death for them. This was such good news!

Everyone needed to hear how they could be saved. So what did God plan to do? He planned for His people to tell this good news; and, He planned to have it written down!

A doctor named Luke heard the good news of Jesus. He turned away from his sins and trusted in Jesus as his Savior. Dr. Luke put down his medicine and picked up his pen! First, he wrote down the amazing things that Jesus did and taught. Then he wrote down what Jesus' followers, the church, did after Jesus rose from the dead and went to heaven.

God's Holy Spirit helped Dr. Luke write down all the stories just right. Everyone needed to know the truth about Jesus that they might believe in Him, too. We can read what Luke wrote down in the two books of the Bible we call Luke and Acts.

Do you ever go to a doctor? Does she or he give you medicine? That's like what Dr. Luke did before he wrote down the stories of Jesus.

A man named Paul hated Jesus and put God's people in jail. But God changed Paul's heart and he believed in Jesus, too. Then people put PAUL in jail for telling others about Jesus!

As Paul sat in jail, the Holy Spirit helped him write words of encouragement to little churches of believers in faraway places. God used Paul to write down more than TEN books of the Bible!

John was one of Jesus' first disciples. He was another man who got in trouble for telling others about Jesus. Enemies sent him to live on an island in the middle of the Mediteranean Sea, so he would stop talking about Jesus. But John didn't stop! The Holy Spirit helped John write to God's people. He even wrote about the wonderful things that will happen when Jesus comes back to earth at the end of time. We can read what John wrote down in the Bible books we call 1,2,3 John and Revelation.

Moses, David, Solomon, Jeremiah, Ezekiel, Dr. Luke, Paul and John. That's just some of the people who God used to write down parts of His Word, the Bible. God used many other, too. And what did God do for all of them? He helped them write down the words just right, by His Holy Spirit.

Yes...in the wilderness, in a muddy pit. In a prison cell, in a faraway country, on an island, and everywhere else, God's Holy Spirit was at work inside each one of those people, helping them write what He wanted them to write down. All sixty-six books! And that's what so special about the Bible. It alone is God's perfect Word—written down just right.

Cracking the Case:

It's time to see how we did with our Listening Assignment.

Detective Dan's Lesson 1 Listening Assignment:

- 1. Whose words were always right?** God's words.
- 2. What's the name of the big book where these words were written down?** The Bible.

For You and Me:

How good of God to give us His words, written down just right! We can learn about Him, His good plans, and how He wants us to live, when we read them in the Bible. And that's just what God wants us to do!

**Detective Dan's Lesson 2 Listening Assignment:
Our Bible Verse is 2 Timothy 3:16-17:**

"All Scripture is breathed out by God and profitable for teaching, for reproof, for correction, and for training in righteousness, that the man of God may be complete, equipped for every good work."

- 1. Scripture is another word for God's Word, the Bible. God-breathed means God made sure what people wrote down were His words. Who did God send to help people write down His words just right?** God's Holy Spirit helped people write them down just right.
- 2. What kinds of things did God have people write down to help us live for Him?** His good rules; words of wisdom; songs to praise Him with; stories about how God always helps His people; and, the good news of salvation through Jesus.

For You and Me:

We can trust that the Bible is really God's Word. He made sure it was written down just right. God gave it to us, so that we can know more about Him and how He wants us to live. Through it, He gives us everything we need to know. His Holy Spirit can help us understand it and obey it.

Detective Dan's Lesson 3 Listening Assignment:

Our six clues were: a rainbow, an island, a man in a pit, a crown, a notebook, and two pieces of stone.

1. Which four belong in our story?

The island, the man in a pit, the crown, and the pieces of stone.

2. Which one did God Himself write on? Who did He use to write down the rest of His words for us?

The two pieces of stone. He used people, helped by His Holy Spirit.

For You and Me:

God, Himself, wrote down His Ten, Big Rules on the stone tablets, but He sent His Holy Spirit to work powerfully in the people who wrote down the rest of His Word, the Bible. He made sure what they wrote down was written down just right, too. We can praise God for being the giver of His perfect Word to us.

The Gospel**Our Bible Truth is:**

What's So Special about the Bible?

It Alone Is God's Word...

God made sure it was written down just right!

What is God's good news for you and me that God gives us in His Word, the Bible? The gospel!

The Bible tells us so many good and important things. But, the very, very, very best thing it tells us is how we can be saved from our sins. What does the Bible say? It tells us that Even though we are sinners who deserve God's punishment for our sins, God sent His Son to save us. God promises to forgive the sins of all who turn away from disobeying Him and trust in Jesus as their Savior. God will help us to do this, if we ask Him. He loves to answer this prayer!

Close in prayer.

Closing ACTS Prayer

- A** We praise you, God, for giving us Your Word, the Bible. We praise You for how Your Holy Spirit worked inside of so many people to write it down just right.
- C** God, You have given us Your Word, but often we don't want to listen to it or obey it. Please forgive us.
- T** Thank You for making sure Your Word was written down just right. Thank You that we can trust it to be true. And thank You for giving it to us, so we can better know You and how You want us to live.
- S** Work deep inside our hearts. Help us to understand Your Word and want to obey it. Help us to turn away from our sins and trust in Jesus as our Savior.

In Jesus' name we pray. Amen.

Deep Down Detectives Devotions: Big Question 2, Bible Truth 1 Key Concepts P.7**Unit 2: God's Wonderful Word, the Bible**

Unit Big Question (and Answer): "What's so special about the Bible? It alone is God's Word!"

Unit Bible Verse: "This God--His ways are perfect. The word of the LORD proves true. The Lord lives, and blessed be my rock, and exalted be the God of my salvation." Psalm 18:30,46

Bible Truth 1 Concept: God Made Sure It Was Written Down Just Right

The Bible looks like one, big, thick book; but, it's really sixty-six books, all put together. Many people, over many years, wrote down these books. Some wrote down songs to God. Others wrote down His laws. Some wrote down God's promises and warnings. Others wrote down stories of the great things that God has done for His people; and, how He sent Jesus to save them.

But why do we call the Bible "God's Word", if all these people really wrote down the words? Because God did something very special inside each of those people as they wrote down those words. God's Holy Spirit worked inside of them so that their words weren't just their own words; they were God's perfect words, too. Isn't that amazing? There really is no other book like the Bible, is there?

Bible Truth 1 Bible Verse: 2 Timothy 3:16-17, ESV

"All Scripture is breathed out by God and profitable for teaching, for reproof, for correction, and for training in righteousness, that the man of God may be complete, equipped for every good work."

Learn a Little: "All Scripture is breathed out by God."

Meaning

Scripture is another word for the Bible. What does it mean for the Bible to be God-breathed? It does NOT mean that God really breathed air out onto the pages of the Bible. It means that God's Holy Spirit was there, working inside of each person as they wrote it to down. He made sure that it was written exactly as He wanted it to be. Every single bit of the Bible is useful to anyone who wants to be a man (or woman/boy or girl) of God. God can use it to teach us about Himself and how He wants us to live. God can use it to change us and help us be who He wants us to be. Ask God to use His Word in your life. He loves to answer this prayer!

Bible Truth 1 ACTS Prayer

- A** We praise you, God, for giving us Your Word, the Bible. We praise You for how Your Holy Spirit worked inside of so many people to write it down just right.
- C** God, You have given us Your Word, but often we don't want to listen to it or obey it. Please forgive us.
- T** Thank You for making sure Your Word was written down just right. Thank You that we can trust it to be true. And thank You for giving it to us, so we can better know You and how You want us to live.
- S** Work deep inside our hearts. Help us to understand Your Word and want to obey it. Help us to turn away from our sins and trust in Jesus as our Savior. In Jesus' name we pray. Amen.

Bible Truth 1 Story**The Case of the Words that Were Always Right**

Exodus 24; Deuteronomy 5,31; 2 Timothy 3:16

Big Question 2, Bible Truth 1 Overview: Key Concepts

P.8

Songs Used in Bible Truth 1

\Big Q & A 2 Song

Big Question 2 Song

Big Question 2 Bible Verse Song: Proves True Psalm 18:30,46, ESV

Extra Big Question 2 Bible Verse Song: His Way Is Perfect Psalm 18:30, ESV

Extra Big Question 2 Bible Verse Song: This God, His Way Is Perfect Psalm 18:30,46, ESV

Extra Big Question 2 (Unit) Bible Verse Song: The Word of the Lord 1 Peter 1:24,25, ESV

Big Question 2 Hymn: How Precious Is the Book Divine, v.1

Big Question 2 Praise Song: The Best Book to Read Is the Bible

Bible Truth 1 Bible Verse Song: All Scripture Is Breathed Out by God 2 Timothy 3:16-17, ESV

Go and Tell Bible Truth Concept Craft

The Holy Spirit Helped God's People Write Down God's Word Just Right

Craft Description

The children will decorate a card with glitter and other sparkly craft supplies.

Materials

White printer paper (thick/cardstock preferred)

Markers, colored pencils or crayons

Glitter glue pens, foil star stickers, or other sparkly craft supplies

Preparations

1. Print out the front and inside of card on to the front/back of printer paper. One per craft.
2. Set out glue on paper plates (or glue sticks).

Introducing the Craft:

"Our Big Question is: "What's so speckal about the Bible?" We've learned that "The Bible alone is God's Word... God made sure it was written down just right." And do you know HOW God made sure the Bible was written down just right? His Holy Spirit helped God's people as they wrote it down. That's something very good to know, but many people don't know it. So do you know what God wants us to do? He wants us to go and tell others this very important news. So today we are going to make something we can show and tell them. Here's what it looks like... (Hold up example of craft)

Directions

1. Show children your finished craft, reading the question and the answer to them.
2. Have the children color in the front of the card and the inside of the card.
3. Let them add sparkly glitter or stickers around the words "God's Holy Spirit" on the inside of card.
4. Make sure to write each child's name on their craft.
5. Let cards dry, if needed. Fold cards down middle.

Discussion


This is an especially good time to re-read the key concepts and discuss them. See Deep Down Discussion Sheet for possible questions to talk about.


Craft Wrap-Up:


"At the end of our time together today, you get to take home your Go and Tell crafts. And what are you going to do with them? Show and tell someone the important news you've learned today. Let's practice right now! Who helped God's people write down the Bible just right?"

Have everyone hold up their cards and open them at the same time and shout/say the answer together: "God's Holy Spirit!"

**Who helped God's people
write down the Bible just right?**







What's So Special about the Bible? It Alone Is God's Word...God Made Sure It Was Written Down Just Right! God sent His Holy Spirit to work inside of Moses and many other people as they wrote down His Word. We can trust everything we read in the Bible--all 66 books! Thank You, God, for Your Word!

The Case of the Words that Were Always Right Jigsaw Puzzle Page Exodus 24; Deuteronomy 5, 31; 2 Timothy 3:16
 Make copies of picture and cut out into an appropriate number of pieces for your children. Or, you can print out color versions of this puzzle by downloading it from praisefactory.org.

What's So Special about the Bible? It Alone Is God's Word...God Made Sure It Was Written Down Just Right! God sent His Holy Spirit to work inside His people as they wrote down His Word. We can trust everything we read in the Bible--all 66 books! Thank You, God, for Your Word!



Holy Spirit
 GOD'S WORD
 66 Books
 WRITTEN DOWN
 JUST RIGHT

10 Big Rules

THE LORD

**CAN YOU GUESS BIBLE TRUTH 2:
What's So Special about the Bible?
It Alone Is God's Word...**



It tells us about God and His _____!

HINT: "All the things God will do, but hasn't done yet. It starts with a "p" and it rhymes with the word "man"?"

Deep Down Detective Devotion: Unit 2, Bible Truth 2, Lesson 1



Big Question 2 : What's So Special about the Bible?

Answer: It Alone Is God's Word...it tells us about God and His plans!

Bible Truth 2 Meaning

Do you know what a plan is? It's thinking about **WHAT** you want to do before you do it. We make plans most every day. Sometimes our plans work out. Sometimes they don't. That's because our plans are only hopes and guesses. God makes plans, too, but His plans are different. They always happen. They always work out just like He wants them to. They are all good and perfect, just like He is. Some of God's plans are secrets, but some He has shared with us. Can you guess where they are written down? In the Bible! There in His Word, we can read of wonderful God's plan to love and save people through His Son, Jesus. He would make them His special people. Every day of their lives He planned out to be for their good and His glory—to show how good and great He is. And one day, they will go to live with Him forever, just as He planned. God shares His wonderful plans with us because He wants us to turn to Him and be His special people, too.

How do I know this is true? The Bible tells me so!

"I am God, and there is no other; I am God, and there is none like me, declaring the end from the beginning and from ancient times things not yet done, saying, 'My counsel shall stand, and I will accomplish all my purpose...I have spoken, and I will bring it to pass; I have purposed, and I will do it.'" --- Isaiah 46:9-11, ESV

Some Questions for You

1. What is a plan? *It's thinking about what you want to do before you do it.*
2. Do our plans always happen? *No.*
3. Do God's plans always happen? *Yes!*
4. Where has God written down His plans for us to know? *In His Word, the Bible.*
5. Who did God plan to save through Jesus? *All who would turn from their sins and trust in Jesus as their Savior.*

Let's Pray!

- A** We praise you, God for being so good and perfect. We praise You for making good and perfect plans.
- C** God, You've told us that Your plans are good and perfect, but sometimes we don't trust You. Please forgive us.
- T** Thank You for sharing some of Your good and perfect plans with us. Thank You for making sure that all Your plans happen. Thank You for planning to save people through Jesus.
- S** Work deep inside our hearts. Help us to turn away from our sins and trust in Jesus as our Savior, that we might be Your special people, too. Help us to trust Your good and perfect plans, even when we don't understand them completely. In Jesus' name we pray, Amen.

Let's Sing about What We're Learning!

Big Q & A 2 Song from *Deep Down Detectives* ESV Songs 2, track 12

(sung to the tune of "Frere Jacques")

What's so special about the Bible?
It alone is God's Word!
It alone is God's Word!
It's always true, It can make you wise,
It can work pow'rf'ly in your life.
It alone is God's Word! It alone is God's Word!

Big Question 2 Song from *Deep Down Detectives* ESV Songs 2, track 13

Refrain:

What's so special about the Bible? It alone is God's Word,
What's so special about the Bible? It alone is God's Word.
There are millions and millions of books in the world,
But only the Bible is God's perfect Word,
There are millions and millions of books in the world,
But only the Bible is God's perfect Word,
The Holy Spirit uses it To make God's people like Christ. *Refrain*

Verse 1:


God's Word was written down perfectly, By godly men long ago,
The Holy Spirit worked through them,
Inspiring every word they wrote. *Refrain*

Verse 2:

God's Word is powerful and living, It changes us, deep inside,
The Holy Spirit uses it To make God's people like Christ. *Refrain*

Go to the *Deep Down Detectives* Parent Resources for Unit 2 to get the Bible story and many more resources and songs for this unit at praisefactory.org

DDD BQ 2 BT 2 L1 Coloring Sheet/Take Home pg2



**“I am God, and there is no other;
I am God, and there is none like me,
declaring the end from the beginning
and from ancient times things not yet done,
saying, ‘My counsel shall stand,
and I will accomplish all my purpose...
I have spoken, and I will bring it to pass;
I have purposed, and I will do it.”**

Isaiah 46:9-11

Deep Down Detective Devotion: Unit 2, Bible Truth 2, Lesson 2



Big Question 2 : What's So Special about the Bible?

Answer: It Alone Is God's Word...it tells us about God and His plans!

How do I know this is true? The Bible tells me so:

"I am God, and there is no other; I am God, and there is none like me, declaring the end from the beginning and from ancient times things not yet done, saying, 'My counsel shall stand, and I will accomplish all my purpose...I have spoken, and I will bring it to pass; I have purposed, and I will do it.' --- Isaiah 46:9-11, ESV

Learn a Little: "I am God, and there is no other... I have purposed, and I will do it."

Meaning:

People worship many things, but only the LORD is the one, true God. There is no one like Him! Everything God plans to happen, will happen. Everything God tells us will happen, will happen. Where has God written down many of His plans? In the same book where His many other words are written: in the Bible! It alone is God's Word. God helped godly people write it down just right. We can trust its every word!

Some Questions for You

1. Who is God? What is His name? *The LORD.*
2. How many other gods are there besides the LORD? *There are no other gods!*
3. What happens when God plans something? *It always happens.*
4. When does God know how everything will turn out? *He knew it from long ago. He even knows it before the world began!*
5. Where has God written down His plans for us to read about? *In the Bible.*
6. Who did God have write down His plans? *Godly people--people who know and love Him.*
7. Can we trust the Bible? *Yes, we can! Every single word.*
8. Why can we trust the Bible? *Because God made sure it was written down just right.*

Let's Pray!

- A** We praise you, God for being so good and perfect. We praise You for making good and perfect plans.
- C** God, You've told us that Your plans are good and perfect, but sometimes we don't trust You. Please forgive us.
- T** Thank You for sharing some of Your good and perfect plans with us. Thank You for making sure that all Your plans happen. Thank You for planning to save people through Jesus.
- S** Work deep inside our hearts. Help us to turn away from our sins and trust in Jesus as our Savior, that we might be Your special people, too. Help us to trust Your good and perfect plans, even when we don't understand them completely. In Jesus' name we pray, Amen.

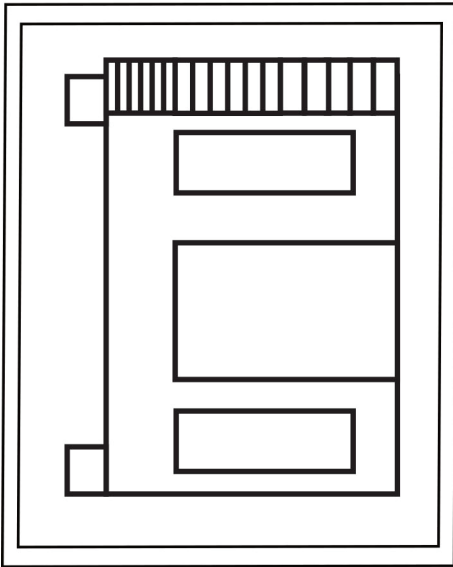
Let's Sing Our Bible Verse!

I Am God and There Is No Other: Isaiah 46:9,11 from *Deep Down Detectives ESV Songs 2, track 21*

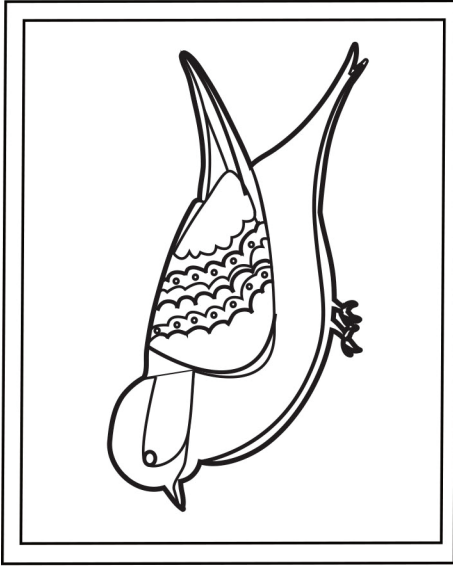
I am God, and there is no other;
I am God, and there's none like me,
Declaring the end from the beginning,
From ancient times, things not yet done.
I am God, and there is no other;
I am God, and there's none like me,
I have spoken, and I will bring it to pass,
I have purposed, and I will do it.
Isaiah Forty-six, nine and eleven.

Go to the *Deep Down Detectives Parent Resources for Unit 2* to get the Bible story and many more resources and songs for this unit at praisefactory.org

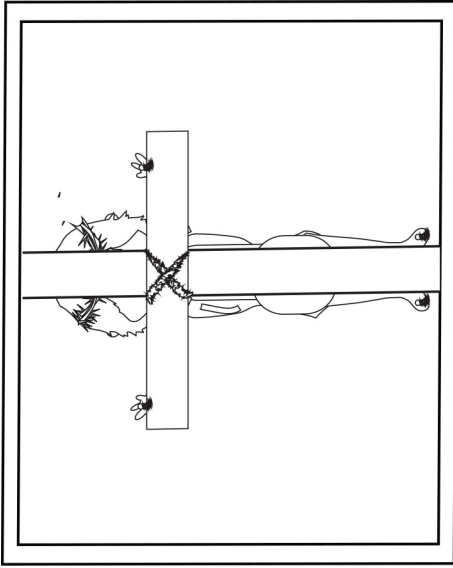
Which four of these clues belong in our story? Which two do not? Put an X in the boxes of the four that belong.



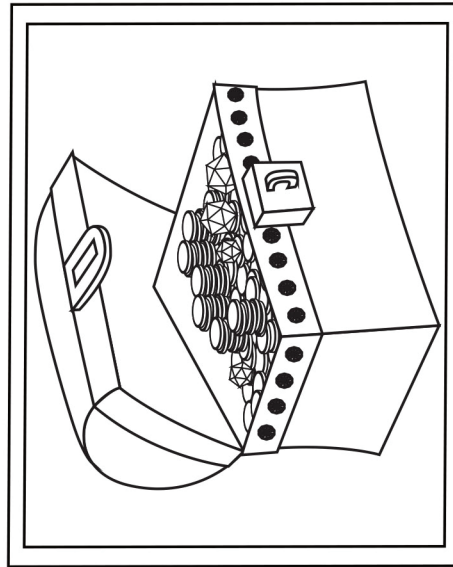
A Little House




A Bird




A Cross



Gold



A Teacher



A Palm Tree

Answer: The little house, cross, gold and teacher are in the story.

Deep Down Detective Devotion: Unit 2, Bible Truth 2, Lesson 3



Big Question 2 : What's So Special about the Bible?

Answer: It Alone Is God's Word...it tells us about God and His plans!

Bible Truth 2 Meaning

Do you know what a plan is? It's thinking about WHAT you want to do before you do it. We make plans most every day. Sometimes our plans work out. Sometimes they don't. That's because our plans are only hopes and guesses. God makes plans, too, but His plans are different. They always happen. They always work out just like He wants them to. They are all good and perfect, just like He is. Some of God's plans are secrets, but some He has shared with us. Can you guess where they are written down? In the Bible! There in His Word, we can read of wonderful God's plan to love and save people through His Son, Jesus. He would make them His special people. Every day of their lives He planned out to be for their good and His glory—to show how good and great He is. And one day, they will go to live with Him forever, just as He planned. God shares His wonderful plans with us because He wants us to turn to Him and be His special people, too.

How do I know this is true? The Bible tells me so!

"I am God, and there is no other; I am God, and there is none like me, declaring the end from the beginning and from ancient times things not yet done, saying, 'My counsel shall stand, and I will accomplish all my purpose...I have spoken, and I will bring it to pass; I have purposed, and I will do it.'" --- Isaiah 46:9-11, ESV

Some Questions for You

Our six case clues were: a little house; a bird; a cross; gold; a teacher; and a palm tree.

1. Which four belong in our story?

The little house, the cross, the gold and the teacher belong in the story.

2. Who worshipped the new king?

The Magi worshipped Jesus, the new king.

3, What did Jesus grow up to do that gives us even more reason to worship Him than the Magi? *Jesus grew up to tell us about God and to give up His life as the perfect payment for the sins of God's people. He was the Savior-King God promised to send.*

4. How can we become God's people? *By turning away from our sins and trusting in Jesus as our Savior. He delights to help us do this! Ask Him!*

Let's Pray!

- A** We praise you, God for being so good and perfect. We praise You for making good and perfect plans.
- C** God, You've told us that Your plans are good and perfect, but sometimes we don't trust You. Please forgive us.
- T** Thank You for sharing some of Your good and perfect plans with us. Thank You for making sure that all Your plans happen. Thank You for planning to save people through Jesus.
- S** Work deep inside our hearts. Help us to turn away from our sins and trust in Jesus as our Savior, that we might be Your special people, too. Help us to trust Your good and perfect plans, even when we don't understand them completely. In Jesus' name we pray, Amen.

Let's Praise God Right Now!

Big Q & A 2 Hymn: How Precious Is the Book Divine, v.1 from *Deep Down Detectives ESV Songs 2, track 18*

Verse 1

How precious is the book divine,
By inspiration given;
Bright as a lamp its doctrines shine,
To guide our souls to heaven.

Words: William Gardiner Music: Constance Dever

Big Question 2 Praise Song: The Best Book to Read Is the Bible from *Deep Down Detectives ESV Songs 2, track 19*

Verse 1

The best book to read is the Bible,
The best book to read is the Bible,
It alone is God's true Word,
With the best news ever heard!
Yes! The best book to read is the Bible!

Verse 2

The best book to read is the Bible,
The best book to read is the Bible,
If you read it ev'ry day,
God will teach you His ways.
Yes! The best book to read is the Bible!

Go to the *Deep Down Detectives Parent Resources for Unit 2* to get the Bible story and many more resources and songs for this unit at praisefactory.org

**The Case of the New King***Matthew 2*

Dear Parents,

Big Question #2 is: "What's So Special about the Bible?" Your child is learning that "It Alone Is God's Word...it tells us about God and His plans."

Here's a copy of the Bible story they are learning along with the "Listening Assignment" for each lesson. These assignments provide a different teaching emphasis for each lesson, helping the children dig deeper into each Bible truth. They match up with your child's take home for each lesson. We hope that these resources help your family to dig down deeper into the truths of God's Word!" Happy digging!

•many more resources for this Big Question can be found online at www.praisefactory.org•

Listening Assignments

"Hey, Kids! Detective Dan, here. Listen carefully to the story and help me answer these questions:

Detective Dan's Lesson #1 Listening Assignment:

I need to know:

- 1. Who was the new king and who was looking for him?**
- 2. How did they find him?**

Detective Dan's Lesson #2 Listening Assignment:**Our Bible Verse is Isaiah 46:9-11:**

"I am God, and there is no other; I am God, and there is none like me, declaring the end from the beginning and from ancient times things not yet done, saying, 'My counsel shall stand, and I will accomplish all my purpose...I have spoken, and I will bring it to pass; I have purposed, and I will do it."

I need to know:

- 1. Where did God plan for the new king to be born?**
- 2. What did God plan for the new king to do?**

Detective Dan's Lesson #3 Listening Assignment:I found six clues, but two of them are **NOT** in the story.

They are: a little house; a bird; a cross; gold; a teacher; and a palm tree.

Hold up each of them for the children to see as you identify them.

I need to know:

- 1. Which four belong in the story and which two don't?**
- 2. Who worshipped the new king?**

Read the assignment questions, THEN SAY,

"Ok, Deep Down Detectives! Put on your best listening ears and see if you can hear the answers to Detective Dan's questions. When I finish telling the story, we will see if we can answer all the questions."

Answers found at end of story.

The Case of the New King *Matthew 2**Story with lines separating paragraphs (text in bold, optional interaction cues in italics)*

“Have you heard the exciting news? Have you seen who has come to town?” the people of Jerusalem asked each other. **“Magi! Important men from a faraway land are here! And they’re asking the most amazing question: ‘Where is your new king? We saw a bright, new star in the sky. It tells us that he’s been born and must be very great. Take us to him so we can worship him,’ they say! Can you iMagine that! A great, new king of the Jews has been born! Where is he? What could this mean!?”** everyone in Jerusalem wondered.

Who do you think this new king is? Do you know his name? It’s Jesus!

Now it made perfect sense for the Magi to come to Jerusalem. This was where the kings of the Jews had been born and had lived for years, and years, and years! And there most certainly was a king living there right now, up in his magnificent palace. His name was King Herod the Great.

Why was Herod called “the Great?” Well, he certainly lived a great, rich life in his great, rich palace. He even did some great things. So, yes, perhaps in a way he was a great king.

But Herod was not THE great king of the Jews, the one the Magi were trying to find. For you see, King Herod only ruled as king OVER the Jews. He was not the real king of the Jews. He was really just an enemy who had been put in place to rule over the Jews as king. And oh, how Herod loved having big, kingly power to rule over them however he wanted!

What is something that you might enjoy about being king, if you were one?

So, when Herod heard the news about the important Magi coming to worship the new, baby king of the Jews, he was not happy at all! Not one...little...bit! He was UPSET...and very worried!

“What if there really isa new king?” thought Herod. **“What if he really is great...greater than ME? What if he is the Christ, the great King the Jews believe God will send one day to save them?”** he worried. **“This new king might get rid of me and take away my magnificent palace! Then HE would be king of the Jews. I cannot let that happen! I want to be king. I must get rid of this baby,”** thought the king. **“I must find out more and make a plan! There will be no new king! I will see to that!”** Herod decided.

Do you think it would be hard to stop being a king and let someone else be king instead?

But if King Herod was to get rid of this new king, he would first have to find him first. But, how? HE didn’t know where the child was. The PEOPLE didn’t know where he was. Not even the Magi and their star knew where he was. How could this baby ever be found?!!

Where do you think he should look?

There was just one place to look. In a book. A very old, very special book. God’s Book. What was it called? The Bible! Long ago, God had godly men write down many of His plans for this world, including His promise to send the Christ, the great Savior-King. Perhaps God had told where this king would be born in God’s Word, the Bible, Herod hoped.

“Get the teachers of God’s Word, and bring them to me!” Herod demanded. **“I must speak to them at once.”**

Story with lines separating paragraphs (text in bold, optional interaction cues in italics)

So, Herod gathered together all the teachers of God’s Word. “Where is the Christ, God’s great Savior-King, supposed to be born?” he asked them.

Do you know where the Christ, God’s great Savior-King was to be born? In Bethlehem!

The teachers knew just where to look. They knew God’s promises well. They had been waiting and waiting for this special Savior-King to come. “Bethlehem. That’s where the Savior-King is to be born,” they replied. “That’s what God promised in His Word many years ago,” the teachers told Herod.

“Ah, ha! Bethlehem! That’s not far from here at all! I will find this child and get rid of him before he grows up and gets rid of ME!” King Herod thought. “But I must be sneaky about this. I’ll use these Magi to help me, without them even knowing it,” he decided.

Herod called for the Magi, and said, “Go to Bethlehem and search carefully for the young child. When you find him, come back and report to me. I want to go worship him, too,” he lied. What a terrible, tricky plan Herod had made! How he hoped it would work!

The Magi obeyed Herod. They set out across the hills of Judah for the village of Bethlehem. What would they find? Would the promise God made through so many years ago really come true? Could God’s Word really be trusted?

What do you think? Would God’s Word be true?

The beautiful star of the king, itself, seemed to sparkle out a big, bright, beautiful “yes” from the night sky! The star went before the Magi all the way to Bethlehem and shone down upon a little house. Who would they find there? Was this really the home of THE great king? Could it be? The door opened and who did they see...

Can you guess?

They saw Mary, Joseph and little Jesus. God’s Word had been true! It could be trusted! Here was the great king!

The Magi fell down on their knees and worshipped Jesus. They gave him their expensive gifts of gold, frankincense and myrrh. How happy they were to have found the special Savior-King at last!

But what about King Herod and his evil plans? Would he really get rid of the Christ, the Savior-King? No, he would not! No, he COULD not! Herod could make all the plans he wanted; but, he was just a man. God’s Word was filled with God’s plans for Jesus, the Savior-King, and it would always prove true! God warned the Magi and they never went back to King Herod in Jerusalem. They went back home another way.

God sent an angel to warn Jesus, Mary and Joseph in a dream, too. They left Bethlehem before Herod could find them. Herod’s plans failed. God’s plans came true. They always will! God always wins!

Story with lines separating paragraphs (text in bold, optional interaction cues in italics)

Just as God had planned, Jesus would grow up to be a man. He would show everyone what God is like. He would teach them about God. He would show God's great power in the wonderful things He did. Jesus would live a perfect life; and then, He would do the most amazing thing of all. He would choose to give it up as the perfect payment for the sins of God's people, as He suffered and died on the cross. On the third day, He would rise from the dead in victory and go back to heaven to rule. All, just exactly as God promised in His Word.

And that's the way it always will be with all of God's plans, written down in the Bible. They will always come true, just as God tells us they will. You can always count on that!

Let's cheer for God and His Word, the Bible! His plans always come true!

Cracking the Case: (story wrap-up for Listening Assignments)

It's time to see how we did with our Listening Assignment.

Detective Dan's Lesson #1 Listening Assignment:

I need to know:

1. Who was the new king and who was looking for him?

Jesus was the new king. The Magi (and King Herod) were looking for him.

2. How did they find him? The Bible, God's Word, told them where He would be born.

For You and Me:

The Magi found God's Word to be true. It told them of God's plans to send a Savior; and, it told them where He would be found. But the most wonderful of God's plans written down in the Bible was what God had planned for that Savior to do. This Savior-- Jesus-- would choose to suffer and die on the cross to save all who turn from their sins and trust in Him as their Savior. That's a plan that God wants you and me to be a part of. Ask Him to help you do this. He loves to answer this prayer!

Detective Dan's Lesson #2 Listening Assignment:**Our Bible Verse is Isaiah 46:9-11:**

"I am God, and there is no other; I am God, and there is none like me, declaring the end from the beginning and from ancient times things not yet done, saying, 'My counsel shall stand, and I will accomplish all my purpose...I have spoken, and I will bring it to pass; I have purposed, and I will do it.'"

I need to know:

1. Where did God plan for the new king to be born?

Bethlehem.

2. What did God plan for the new king to do? He planned for the new king to save God's people from their sins.

For You and Me:

From before the beginning, God planned to send Jesus to save His people from their sins. And nothing would ever get in the way of that plan! God's wonderful plan can be for us, too. How? When we turn away from our sins and trust in Jesus as our Savior. Ask Him to help you do this. He loves to answer this prayer!

Detective Dan's Lesson #3 Listening Assignment:

I found six clues, but two of them are **NOT** in the story. They are: a little house; a bird; a cross; gold; a teacher; and a palm tree.

Hold up each of them for the children to see as you identify them.

I need to know:

1. Which four belong in the story and which two don't? The little house, the cross, the gold and the teacher belong in the story. The bird and the palm tree do not.

2. Who worshipped the new king?

The Magi worshipped Jesus, the new king.

For You and Me:

The Magi worshipped Jesus when he was just a little child. They only saw a little part of God's great, big plan for Jesus. We know so much more of God's plan and have so much more to worship Him for. We know that Jesus would give up His life as the perfect payment for the sins of God's people. He would be their Savior. He can be our Savior, too, if we turn away from our sins and trust in Jesus as our Savior.

The Gospel (story wrap-up if NOT using Listening Assignments)**Our Bible Truth is:**

What's So Special about the Bible?

It Alone Is God's Word...

it tells us about God and His plans!

How good it is that God's plans always come true! How good it is that no one can stop them! God promised us in His Word, the Bible, that He would send a Savior-King to save us and He did! Because of Jesus, we can have our sins forgiven and become some of God's people! Ask God to help you to turn away from your sins and trust in Jesus as your Savior. He loves to answer these prayers.

Close in prayer.

Closing ACTS Prayer

- A** We praise you, God for being so good and perfect. We praise You for making good and perfect plans.

- C** God, You've told us that Your plans are good and perfect, but sometimes we don't trust You. Please forgive us.

- T** Thank You for sharing some of Your good and perfect plans with us. Thank You for making sure that all Your plans happen. Thank You for planning to save people through Jesus.

- S** Work deep inside our hearts. Help us to turn away from our sins and trust in Jesus as our Savior, that we might be Your special people, too. Help us to trust Your good and perfect plans, even when we don't understand them completely.

Big Question 2, Bible Truth 2 Overview: Key Concepts**P.7****Unit 2: God's Wonderful Word, the Bible**

Unit Big Question (and Answer): "What's so special about the Bible? It alone is God's Word!"

Unit Bible Verse: "This God--His ways are perfect. The word of the LORD proves true. The Lord lives, and blessed be my rock, and exalted be the God of my salvation." Psalm 18:30,46, ESV

Bible Truth 2 Concept: It Tells Us about God and His Plans

Do you know what a plan is? It's thinking about WHAT you want to do before you do it. We make plans most every day. Sometimes our plans work out. Sometimes they don't. That's because our plans are only hopes and guesses.

God makes plans, too, but His plans are different. They always happen. They always work out just like He wants them to. They are all good and perfect, just like He is. Some of God's plans are secrets, but some He has shared with us. Can you guess where they are written down? In the Bible! There in His Word, we can read of wonderful God's plan to love and save people through His Son, Jesus. He would make them His special people. Every day of their lives He planned out to be for their good and His glory—to show how good and great He is. And one day, they will go to live with Him forever, just as He planned. God shares His wonderful plans with us because He wants us to turn to Him and be His special people, too.

Bible Truth 2 Bible Verse: Isaiah 46:9-11

"I am God, and there is no other; I am God, and there is none like me, declaring the end from the beginning and from ancient times things not yet done, saying, 'My counsel shall stand, and I will accomplish all my purpose...I have spoken, and I will bring it to pass; I have purposed, and I will do it.'"

Learn a Little: "I am God, and there is no other... I have purposed, and I will do it."

Meaning

People worship many things, but only the LORD is the one, true God. There is no one like Him! Everything God plans to happen, will happen. Everything God tells us will happen, will happen.

People worship many things as gods, but only the LORD is the one, true God. There is no one like Him! Everything He plans to happen, will happen. Everything He tells us will happen, will happen. Where has God written down many of His plans? Where He has written down the many other words He was spoken: in the Bible! It alone is God's Word. He helped godly people write it down just right. We can trust its every word!

Bible Truth 2 ACTS Prayer

- A** We praise you, God for being so good and perfect. We praise You for making good and perfect plans.
- C** God, You've told us that Your plans are good and perfect, but sometimes we don't trust You. Please forgive us.
- T** Thank You for sharing some of Your good and perfect plans with us. Thank You for making sure that all Your plans happen. Thank You for planning to save people through Jesus.
- S** Work deep inside our hearts. Help us to turn away from our sins and trust in Jesus as our Savior, that we might be Your special people, too. Help us to trust Your good and perfect plans, even when we don't understand them completely. In Jesus' name we pray. Amen.

Bible Truth 2 Story**The Case of the New King**

Matthew 2

Big Question 2, Bible Truth 2 Overview: Key Concepts

P.8

Songs Used in Bible Truth 2

Big Q & A 2 Song

Big Question 2 Song

Big Question 2 Bible Verse Song: As For God, His Way Is Perfect: Psalm 18:30

Big Question 2 Hymn: How Precious Is the Book Divine, v.1

Big Question 2 Praise Song: The Best Book to Read Is the Bible

Bible Truth 2 Bible Verse Song: I Am God and There Is No Other Isaiah 46:9,11

Extra Bible Verse: As the Rain Isaiah 55:10,11 ESV

Extra Bible Verse: For I Know the Plans Jeremiah 29:11,12 ESV

Extra Bible Verse: Even to Your Old Age Isaiah 46:4,10,11 ESV

Extra Song: God's One, Big Plan

Go and Tell Bible Truth Concept Craft

God's Big Plans in the Bible

Craft Description

The children will decorate a person holding a Bible whose arms unfold to reveal a truth about God's Word inside.

Materials

White cardstock
Coloring supplies
Jiggly eyes, hair color yarn, and glue (optional craft upgrade)

Preparations

1. Print out the outside and inside of the person onto the front and back of the cardstock.
2. Cut out the person.
3. Set out coloring supplies.
4. Cut yarn into hair length strands; set out jiggly eyes and glue (if doing optional part of craft.)

Introducing the Craft:

"Our Big Question is: "What's so special about the Bible?" We've learned that "It alone is God's Word...it tells us about God and His plans." That's something very good to know. But many people don't know that. So do you know what God wants us to do? He wants us to go and tell others this very important news. So today we are going to make something we can go and tell them, too. Here's what it looks like... (Hold up example of craft)

Directions


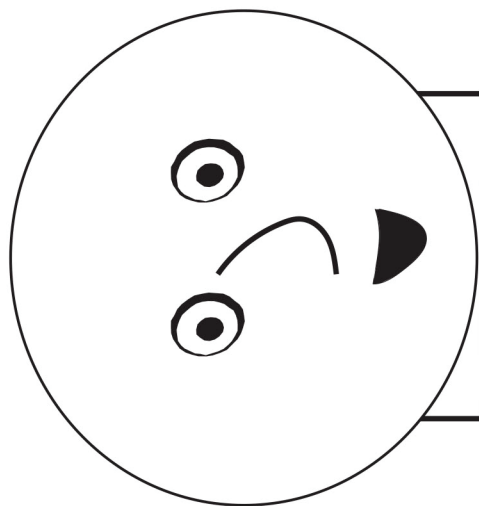
1. Show children your finished craft, reading the words to them.
2. Let the children decorate the front and inside of their person.
3. If desired, have them glue jiggly eyes and hair in place.
4. Make sure to write each child's name on their craft.
5. Allow to dry, if necessary.
6. Fold the person's arms so they meet and look like he is holding his Bible.

Discussion

This is an especially good time to re-read the key concepts and discuss them. See Deep Down Discussion Sheet for possible questions to talk about.

Craft Wrap-Up:

At the end of our time together today, you get to take home your Go and Tell crafts. And what are you going to do with them? Show and tell someone the important news you've learned today: "Open the Bible and...(open up the person's arms) learn about God and His Big Plans for us!" Practice this a few times.




Open

The Bible


and...

God

**learn
about**



**and His
big
plans
for us!**




"Our Big Question is: "What's So Special about the Bible? It Alone Is God's Word...it tells us about God and His plans! The Magi found God's Word to be true. It told them of God's plans to send a Savior; and, it told them where He would be found. But the most wonderful of God's plans written down in the Bible was what God had planned for that Savior to do. This Savior-- Jesus-- would choose to suffer and die on the cross to save all who turn from their sins and trust in Him as their Savior. That's a plan that God wants you and me to be a part of. Ask Him to help you do this. He loves to answer this prayer!"

The Case of the New King Jigsaw Puzzle Page

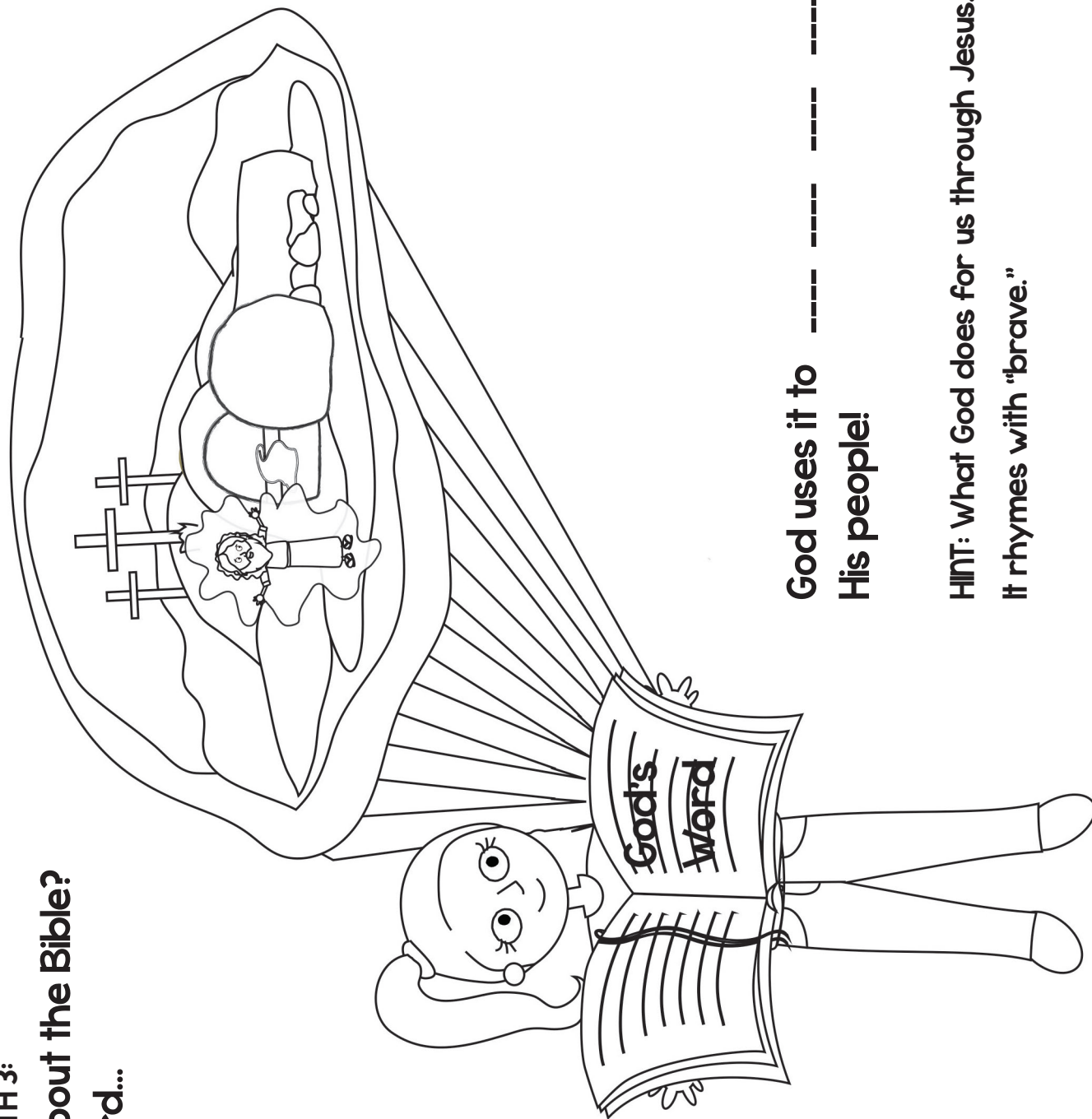
Matthew 2

Make copies of picture and cut out into an appropriate number of pieces for your children.
Or, you can print out color versions of this puzzle by downloading it from praisefactory.org.

What's So Special about the Bible? It Alone Is God's Word...It tells about God and His plans. The Magi worshipped Jesus when he was just a little child. They only saw a little part of God's great, big plan for Jesus. We know so much more of God's plan and have so much more to worship Him for. We know that Jesus would give up His life as the perfect payment for the sins of God's people. He would be their Savior. He can be our Savior, too, if we turn away from our sins and trust in Jesus as our Savior.



**CAN YOU GUESS BIBLE TRUTH 3:
What's So Special about the Bible?
It Alone Is God's Word...**



**God uses it to -----
His people!**

**HINT: What God does for us through Jesus.
It rhymes with "brave."**

Deep Down Detective Devotion: Unit 2, Bible Truth 3, Lesson 1



Big Question 2 : What's So Special about the Bible?

Answer: It Alone Is God's Word...God uses it to save His people!

Bible Truth 3 Meaning

We read books to know things. We read the Bible to know things, too. The Bible tells us about God and His plans to save sinful people like you and me. It tells us that God is good, but that we have all disobeyed Him. It tells us of how Jesus came to save us from our sins. These are very, very good things for us to learn from the Bible.

But the Bible does more than just help us LEARN about God and His plans. God has made it powerful to DO wonderful things inside of us. God uses His Word to save us from our sins and make us His people. God does this through His Holy Spirit, working in our hearts, as we think about His Word. The Holy Spirit helps us to want us to turn to God and ask for His forgiveness. He helps us put our trust in Jesus as our Savior. God loves to work through His Word and save people. He can work through His Word and save us, too. Ask Him!

How do I know this is true? The Bible tells me so!

"You have been born again, not of perishable seed but of imperishable, through the living and abiding word of God."
--- 1 Peter 1:23

Some Questions for You

1. How can books help us know things? *We read them and learn from them.*
2. What does the Bible help us know? *About God, His good plans and the great things He's done. About us, how He wants us to live and how we can become His people.*
3. What is the Bible powerful to do? *To save us and make us His people.*
4. How does God use the Bible to save us? *God's Holy Spirit can work inside our hearts as we hear God's Word. He can help us turn away from our sins and trust in Jesus as our Savior.*

Let's Pray!

- A** We praise You, God, that You are our Savior.
- C** God, You are so kind to offer to save us, but sometimes we still want to keep on doing things our own way. Please forgive us. Help us to turn to You as our Savior.
- T** Thank You for giving us Your Word, the Bible. Thank You for what You tell us about You and about ourselves in it. Thank You for how You use it to save people like us from our sins so we can be Your people.
- S** Work deep inside our hearts as we listen to Your Word, the Bible! Use it to help us turn away from disobeying You and trust in Jesus as our Savior. Help us to love You and live for You. In Jesus' name we pray. Amen.

Let's Sing about What We're Learning!

Big Q & A 2 Song from *Deep Down Detectives NIV Songs 2, track 12*

(sung to the tune of "Frere Jacques")

What's so special about the Bible?
It alone is God's Word!
It alone is God's Word!
It's always true, It can make you wise,
It can work pow'rf'ly in your life.
It alone is God's Word! It alone is God's Word!

Big Question 2 Song from *Deep Down Detectives NIV Songs 2, track 13*

Refrain:

What's so special about the Bible? It alone is God's Word,
What's so special about the Bible? It alone is God's Word.
There are millions and millions of books in the world,
But only the Bible is God's perfect Word,
There are millions and millions of books in the world,
But only the Bible is God's perfect Word,


Verse 1:

God's Word was written down perfectly, By godly men long ago,
The Holy Spirit worked through them,
Inspiring every word they wrote. *Refrain*

Verse 2:

God's Word is powerful and living, It changes us, deep inside,
The Holy Spirit uses it To make God's people like Christ. *Refrain*

Go to the *Deep Down Detectives Parent Resources for Unit 2* to get the Bible story and many more resources and songs for this unit at praisefactory.org



Holy Spirit

**“You have been born again,
not of perishable seed
but of imperishable,
through the living and abiding
word of God.” of God.”**

1 Peter 1:23

Deep Down Detective Devotion: Unit 2, Bible Truth 3, Lesson 2



Big Question 2 : What's So Special about the Bible?

Answer: It Alone Is God's Word...God uses it to save His people!

How do I know this is true? The Bible tells me so!

"You have been born again, not of perishable seed but of imperishable, through the living and abiding word of God."

--- 1 Peter 1:23

Learn a Little: "You have been born again... through the word of God."

Meaning

When we become one of God's people, God calls that being born AGAIN. No, our mothers don't give birth to us again. No, we don't become little babies like we were. But, it IS a new beginning of life. Only this time, it is life with God.

How do we have this new beginning of life with God? God's Holy Spirit works in our hearts, as we think about God's Word. He helps us want to turn away from disobeying God and trust in Jesus as our Savior. We tell God about our sins and He forgives them all. He gives us a new heart that knows Him and loves Him and wants to live for Him.

This new life with God makes us a new person on the inside, in our heart. That's why God says we are born again when we become His people. And the amazing thing about this new life with God is that it never ends. We will NEVER perish! When we die, we will go to live with God forever! God loves to help us have this new life. Ask Him to help you!

Some Questions for You

1. Perish means to live for awhile, then die. Who do you know that perishes? *All of us.*
2. When we turn away from our sins and trust in Jesus as our Savior, we start a new life with God. What is the Bible name for beginning this new life... born ____? *Again.*
3. Born again means starting a new life with who? *With God, as one of His special people.*
4. Whose words does God use to work in our hearts and put our trust in Jesus? *His words.*
5. Where are God's words written down just right? *The Bible.*
6. Something that perishes lives for awhile, then dies. Whose word never perishes? Whose word goes on and on being true and working in the hearts of people? *God's Word, the Bible.*
7. What does God offer us, instead of perishing? *He offers us new life with Him, when we turn away from our sins and trust in Him as our Savior!*

Let's Pray!

- A** We praise You, God, that You are our Savior.
- C** God, You are so kind to offer to save us, but sometimes we still want to keep on doing things our own way. Please forgive us. Help us to turn to You as our Savior.
- T** Thank You for giving us Your Word, the Bible. Thank You for what You tell us about You and about ourselves in it. Thank You for how You use it to save people like us from our sins so we can be Your people.
- S** Work deep inside our hearts as we listen to Your Word, the Bible! Use it to help us turn away from disobeying You and trust in Jesus as our Savior. Help us to love You and live for You. In Jesus' name we pray. Amen.

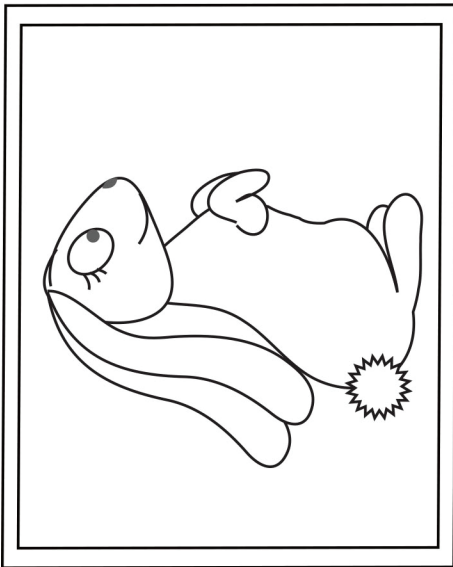
Let's Sing Our Bible Verse!

For You Have Been Born Again: 1 Peter 1:23 *from Deep Down Detectives ESV Songs 2, track 26*


You have been born again, not of perishable seed,
But through the living and abiding word of God.
You have been born again, not of perishable seed,
But through the living and abiding word of God.
First Peter One, verse twenty-three.

Go to the *Deep Down Detectives Parent Resources for Unit 2* to get the Bible story and many more resources and songs for this unit at praisefactory.org

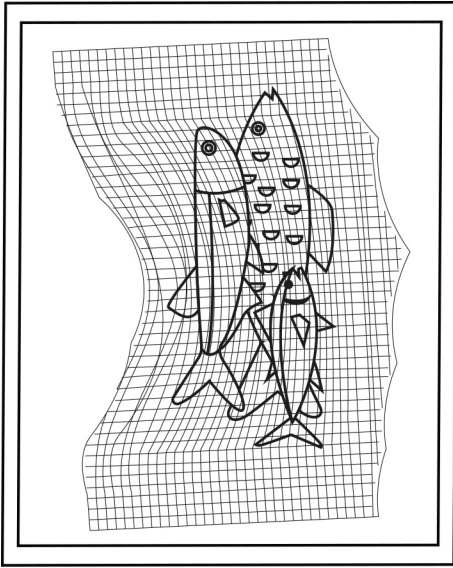
Which four of these clues belong in our story? Which two do not? Put an X in the boxes of the four that belong.




A Rabbit




A Market



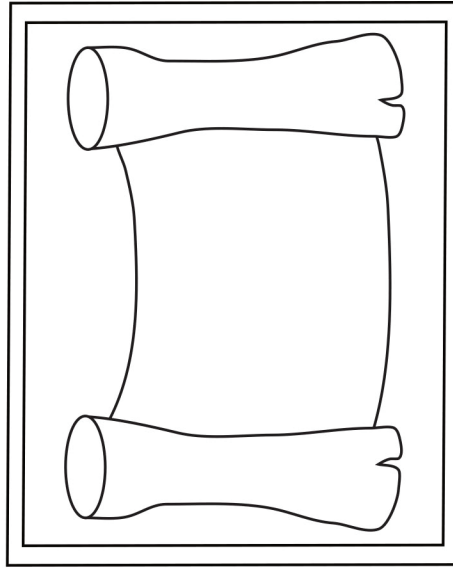
A Net Full of Fish



The Moon



A Bad Guy



A Book

Answer: The market; net full of fish; moon; and book were in the story. The rabbit and bad guy do not.

Deep Down Detective Devotion: Unit 2, Bible Truth 3, Lesson 3



Big Question 2 : What's So Special about the Bible?

Answer: It Alone Is God's Word...God uses it to save His people!

Bible Truth 3 Meaning

We read books to know things. We read the Bible to know things, too. The Bible tells us about God and His plans to save sinful people like you and me. It tells us that God is good, but that we have all disobeyed Him. It tells us of how Jesus came to save us from our sins. These are very, very good things for us to learn from the Bible.

But the Bible does more than just help us LEARN about God and His plans. God has made it powerful to DO wonderful things inside of us. God uses His Word to save us from our sins and make us His people. God does this through His Holy Spirit, working in our hearts, as we think about His Word. The Holy Spirit helps us to want us to turn to God and ask for His forgiveness. He helps us put our trust in Jesus as our Savior. God loves to work through His Word and save people. He can work through His Word and save us, too. Ask Him!

How do I know this is true? The Bible tells me so!

"You have been born again, not of perishable seed but of imperishable, through the living and abiding word of God."

--- 1 Peter 1:23

Some Questions for You

Our six case clues were: a rabbit; a market; a net full of fish; the moon; a bad guy; and, a book.

1. Which four belong in the story? *The market; the net full of fish; the moon and the book were in our story.*

2. Who confessed to Jesus that he was a sinful man? What did Jesus do? *Peter confessed that he was a sinful man. Jesus would be Peter's Savior. He asked Peter (and the other fishermen) to come follow Him as His disciples.*

3. Why did the fishermen leave fishing behind? *Jesus asked them to come follow Him as His disciples. He would use them to tell others how they could be saved.*

4. How did Jesus' disciples tell others the good news of salvation after He rose from the dead and went back up to heaven? *They traveled all over, preaching God's Word and telling people how they could be saved. AND, the Holy Spirit helped some of them (Peter and John) write down just right what Jesus said and did so others might believe and be saved, too.*

5. What can God use what Peter and John wrote down to do inside of us? *He can use what they wrote down to work in our hearts and help us to turn from our sins and trust in Jesus as our Savior.*

Let's Pray!

A We praise You, God, that You are our Savior.

C God, You are so kind to offer to save us, but sometimes we still want to keep on doing things our own way. Please forgive us. Help us to turn to You as our Savior.

T Thank You for giving us Your Word, the Bible. Thank You for what You tell us about You and about ourselves in it. Thank You for how You use it to save people like us from our sins so we can be Your people.

S Work deep inside our hearts as we listen to Your Word, the Bible! Use it to help us turn away from disobeying You and trust in Jesus as our Savior. Help us to love You and live for You. In Jesus' name we pray. Amen.

Let's Praise God Right Now!

Big Q & A 2 Hymn: How Precious Is the Book Divine, v.1 from *Deep Down Detectives ESV Songs 2, track 18*

Verse 1

How precious is the book divine,
By inspiration given;
Bright as a lamp its doctrines shine,
To guide our souls to heaven.

Words: William Gardiner Music: Constance Dever

Big Question 2 Praise Song: The Best Book to Read Is the Bible from *Deep Down Detectives ESV Songs 2, track 19*

Verse 1

The best book to read is the Bible,
The best book to read is the Bible,
It alone is God's true Word,
With the best news ever heard!
Yes! The best book to read is the Bible!

Verse 2

The best book to read is the Bible,
The best book to read is the Bible,
If you read it ev'ry day,
God will teach you His ways.
Yes! The best book to read is the Bible!

Go to the *Deep Down Detectives Parent Resources for Unit 2* to get the Bible story and many more resources and songs for this unit at praisefactory.org

Deep Down Devotions: Unit 2, Bible Truth 3 Story Concepts**P.1****The Case of the Fishermen Who Followed**

Matthew 4:18-22; 27-28; Mark 1:16-20; Luke 5:1-11; John 20:30-31; 21:24-25

Dear Parents,

Big Question #2 is: What's So Special about the Bible? Your child is learning that "It Alone Is God's Word...God uses it to save His people."

Here's a copy of the Bible story they are learning along with the "Listening Assignment" for each lesson. These assignments provide a different teaching emphasis for each lesson, helping the children dig deeper into each Bible truth. They match up with your child's take home for each lesson. We hope that these resources help your family to dig down deeper into the truths of God's Word!" Happy digging!

•many more resources for this Big Question can be found online at www.praisefactory.org•

Listening Assignments

"Hey, Kids! Detective Dan, here. Listen carefully to the story and help me answer these questions:

Detective Dan's Lesson #1 Listening Assignment:

I need to find out:

- 1. Who were the fishermen?**
- 2. Who did they follow? What happened to them as they heard God's Word?**

Detective Dan's Lesson #2 Listening Assignment:

Our Bible Verse is 1 Peter 1:23: "You have been born again, not of perishable seed but of imperishable, through the living and abiding word of God."

When we turn from our sins and trust in Jesus, this is called being born again. That's because this is how God gives us a new life as one of His people. God uses His Word, the Bible to do this wonderful thing inside our hearts.

I need to find out:

- 1. What happened as the fishermen listened to Jesus teach from God's Word, the Bible?**
- 2. What did God's Holy Spirit help some of the fishermen write down? Which of the fishermen wrote down the words to our Bible verse?**

Detective Dan's Lesson #3 Listening Assignment:

I found six clues, but only 4 of them are in the story.

They are: a rabbit; a market; a net full of fish; the moon; a bad guy; and, a book.

Hold up each of them for the children to see as you identify them.

I need to figure out:

- 1. Which four belong in the story and which two don't?**
- 2. Who confessed that he was a sinful man? What did Jesus do?**

Read the assignment questions, THEN SAY,

"Ok, Deep Down Detectives! Put on your best listening ears and see if you can hear the answers to Detective Dan's questions. When I finish telling the story, we will see if we can answer all the questions."

Read the Bible Truth story, answer questions, present the gospel and lead in prayer.

Listening Assignments answers; the gospel; and, an ACTS prayer are included with the story text at the end.

Bible Story for Big Question 2, Bible Truth 3 use with all THREE lessons**P.2****The Case of the Fishermen Who Followed** Matthew 4:18-22; 27-28; Mark 1:16-20; Luke 5:1-11; John 20:30-31;21:24-25*Story with lines separating paragraphs (text in bold, optional interaction cues in italics)*

If there was one thing that Peter, Andrew, James and John knew, it was fish. Some of these fish you may have heard of before-- like sardines and tilapia. There were others you probably haven't heard of--like musht and biny fish.

But Peter, Andrew, James and John knew them all and caught them all. They were fishermen. Fish were their living. So, most every night, when the sun went down behind the hills and the moon rose up in the sky, Peter, Andrew, James and John gathered their nets, hopped in their boat, and sailed out to the middle of the big Sea of Galilee.

"Whoosh", they threw out their nets onto the wavy waters. "Bloop, bloop, bloop," down the nets sank into the depths below. Then "Grrrrrunt," they pulled the heavy nets back into their boat, filled with floppy-floppy fish. Catch fish on the lake at night. Sell fish in the market by day. Sleep a little bit, then do it all over again. This was the life of fishermen, Peter, Andrew, James and John.

Can you pretend to throw out a big net and pull it back in?

Well, that's the way life was supposed to go. But one night, things went very, very differently. Out went the nets—"Whoosh." And down went the nets—"Bloop, bloop, bloop." (Yes, that was all the same as usual.) But this time, there was no "Grrrrrunt" when the nets came up out of the water. They were easy to pull back in. Too easy. Uh oh...

Why do you think, the nets were so easy to pull in?

The nets were easy to pull in because there were NO fish in the nets at all! There were no fish that first time they threw out the nets...or the second or the third or the fourth. Not a single musht or biny or sardine or tilapia fish the whole night long. Not even one! So, as the moon set and the sun came back up the next morning, it was a very sad Peter, Andrew, James and John who rowed their empty boat back to shore and pulled it up on the beach. No fish caught meant no fish to sell at the market... and no money in their pockets. They would just clean their nets and go to bed. Ugh! This was the worst night ever!

But then, someone came down to the beach that sad morning who was about to turn the worst NIGHT ever into the best DAY ever for those fishermen. Can you guess who it was?

Who do you guess?

It was Jesus! He had come down to the beach with a big crowd of people—right there where Peter, Andrew, James and John were cleaning their nets.

Now when you and I go to the beach, it might be to swim in the water or play in the sand, but not Jesus and this crowd.

Why do you think they had come to the beach?

Jesus had come to teach to them from God's Word.

But why had Jesus chosen THAT spot? The Sea of Galilee was a huge lake. Jesus could have picked many places to take that big crowd. But on purpose, He led them right there near those sad, tired fishermen. Jesus had a plan!

Can you guess why? Let's find out!

Story with lines separating paragraphs (text in bold, optional interaction cues in italics)

Jesus borrowed Peter's boat and pushed it out to shore a little ways. Then He began teaching from God's Word.

Peter, Andrew, James and John listened to Jesus preach as they cleaned their nets. And as those fishermen listened, God's Holy Spirit started to work in their hearts. He was using God's Word to help them begin to believe in Jesus as more than just a teacher.

Jesus knew what was going on inside of those fishermen. This had been His plan. He had planned for them to hear Him teach from God's Word that day. He had planned for the Holy Spirit to work in their hearts. Because, He had planned for those four fishermen to be His disciples! They would be His special friends who would live with Him and go with Him everywhere He went. He would teach them God's Word and He prepare them to tell the whole world the good news of salvation... and it was all starting right then!

When Jesus finished teaching, He rowed to shore and gave the boat back to the fishermen. "Get into your boat and row back out onto the lake," Jesus told them. "Throw out your nets again."

The fishermen was tired. They had just finished cleaning those big nets. They didn't want to get them dirty again. It wouldn't do any good to go back out anyway. Everyone knew fish come out at night, not during the day!

But Peter went ahead and obeyed Jesus, in a grumpy sort of way. "Jesus, we have been out all night and caught nothing, but because you say so, we will go back out." What did a teacher know about fishing anyway, he must have thought.

Was Peter right about Jesus? Did He really know so little about fishing?

Well, it was a good thing those fishermen DID obey Jesus, as they quickly found out! "Whoosh" they threw out the net, "Bloop, bloop, bloop" down went the nets, then "GRRRRRRUNT" they pulled them back in, with the biggest grunt ever. The nets were so full of fish that they couldn't hold them all. The nets were so full of fish that they even began to RIPPPPPP!

Once more the Holy Spirit worked those fishermen's hearts. He helped them put all the pieces together. Jesus had CAUSED this amazing catch of fish. And He had done it in a way that only God could do. Jesus wasn't just a teacher of God's Word. He was MORE! Could Jesus be the Messiah, the Special One sent by God to save His people, they began to wonder. Wow!

Peter wasn't just amazed. He was ashamed, too. He had grumbled and doubted Jesus. He fell down on his knees before Jesus and said, "Go away from me. I'm a sinful man." What would someone like Jesus want with him, Peter thought.

Do you think Jesus left Peter and went away?

But Jesus did NOT go away. He knew Peter was a sinner. He had come to be Peter's Savior. Jesus STAYED and said to Peter and the others, "Leave your fishing nets and come follow Me. No more catching biny or musht fish for you! I'm making you fishers of men. I will use you to bring God's Word to people so they can learn about Me—the Savior—and be saved from their sins."

And that's exactly what Peter, Andrew, James and John did. They put down their nets, and left their boat... and even all those flippy-floppy fish. And they followed Jesus, right then and there.

Story with lines separating paragraphs (text in bold, optional interaction cues in italics)

For one, two, three years, Peter, Andrew, James and John followed Jesus as His disciples. They listened to Him preach God's Word. They watched Him do many amazing things by God's power. Then, at the end of those three years, they watched Jesus do the most amazing thing of all: they watched Him choose to suffer and die on the cross for the sins of God's people.

As Peter, Andrew, James and John listened and they watched, God worked in their hearts more and more. Yes, Jesus WAS the Messiah, the Special One sent by God to save His people from their sins. And that's exactly what He had done!

Jesus was buried in a cave grave that day, but He didn't stay there. On the third day, Jesus rose up from the dead in victory! How happy Peter, Andrew, James, John and the other disciples were!

He appeared first to the women who came to the cave grave to care for His body that Sunday morning; then, later that day to His disciples. How happy Peter, Andrew, James, John and the others were! Yes! Jesus really was God's Son, the Savior!

For forty, wonderful days, Jesus spend time with His disciples. He taught them from God's Word and He gave them work to do. "Go into the whole world and teach everyone about Me! Tell them to turn away from their sins and trust in Me as their Savior!" Jesus told them.

The disciples were happy to obey. They went out and preached about Jesus from God's Word. And as they preached God's Word, the Holy Spirit used it to work in the hearts of those who listened. Many believed! How happy were Peter, Andrew, James and John to see God use His powerful Word to save so many people!

God used these men to preach His Word, but He used them to do something else, too.

Can you guess how else He used them?

God used them to write down His Word, too. Fisherman Peter wrote down the words to our Bible verse: "You have been born again, not of perishable seed but of imperishable, through the living and abiding word of God." He knew what it meant for God to use His Word to work in his heart and save him from his sins.

Fisherman John wrote down a whole book full of all he had heard Jesus preach and had seen Jesus do. When John finished writing his story of Jesus, he wrote these words: "These things are written that you might believe that Jesus is the Messiah, and be saved, too."

And every word that Peter and John wrote down came out perfectly. Why? Because God's Holy Spirit was at work in them in a special way. He was making John and Peter's words, God's Words, too. He made sure everything written down just right.

And now, YOU can read the words that Fisherman Peter and John wrote down in YOUR Bible! They are written down in the books we call the Gospel of John and First and Second Peter. God has used the words they wrote down to help many, many people believe in Jesus and be saved. He can even use them to save you! Ask Him to help you!

Cracking the Case: (story wrap-up for Listening Assignments)

It's time to see how we did with our Listening Assignment.

Detective Dan's Lesson 1 Listening Assignment:

1. Who were the fishermen? Peter, Andrew, James and John.

2. What happened to them as they heard God's Word? Who did they follow?

God's Holy Spirit worked in their hearts and they began to believe in Jesus. They became Jesus' disciples--His special friends who followed Him as He taught God's Word and did amazing things.

For You and Me:

God can work in our hearts, too, when we hear God's Word. We can ask our teachers and our parents to help us understand what we hear. We can ask God to work in our hearts and help us to believe in Jesus as our Savior.

Detective Dan's Lesson 2 Listening Assignment:

Our Bible Verse is 1 Peter 1:23:

"You have been born again, not of perishable seed but of imperishable, through the living and abiding word of God."

When we turn from our sins and trust in Jesus, this is called being born again. That's because this is how God gives us a new life as one of His people. God uses His Word, the Bible to do this wonderful thing inside our hearts.

1. What happened as the fishermen listened to Jesus teach from God's Word, the Bible? God's Holy Spirit worked in their hearts and they began to believe in Jesus. They became Jesus' disciples--His special friends who followed Him as He taught God's Word and did amazing things.

2. What did God's Holy Spirit help some of the fishermen write down? Which of the fishermen wrote down the words to our Bible verse?

He helped them write down parts of His Word, the Bible. Peter did.

For You and Me:

God can work in our hearts, too, when we hear God's Word. We can ask our teachers and our parents to help us understand what we hear. We can ask God to work in our hearts and help us to believe in Jesus as our Savior.

Detective Dan's Lesson 3 Listening Assignment:

Our six clues were: a rabbit; a market; a net full of fish; the moon; a bad guy; and, a book.

1. Which four belong in the story and which two don't? The market; the net full of fish; the moon and the book were in our story. The rabbit and the bad guy were not.

2. Who confessed to Jesus that he was a sinful man? What did Jesus do? Peter confessed that he was a sinful man. Jesus would be Peter's Savior. He asked Peter (and the other fishermen) to come follow Him as His disciples.

For You and Me:

Like Peter, we are sinners who need to confess our sins and be forgiven. We can trust in Jesus as our Savior. We can be one of God's dearly loved people. God loves to help us do this! Ask Him!

The Gospel (story wrap-up if NOT using Listening Assignments)**Our Bible Truth is:**

What's So Special about the Bible?

It Alone Is God's Word...God uses it to save His people!

God loves to use His Word to save people. He can use it to save us and make us His people. Take time to listen to God's Word. You can even listen to the stories of Jesus that God used Fisherman John and Fisherman Peter to write down. Ask God to work in your heart as you listen. Ask Him to help you turn away from your sins and trust in Jesus as your Savior! He loves to help us!

Close in prayer.

Closing ACTS Prayer

- A** We praise You, God, that You are our Savior.
- C** God, You are so kind to offer to save us, but sometimes we still want to keep on doing things our own way. Please forgive us. Help us to turn to You as our Savior.
- T** Thank You for giving us Your Word, the Bible. Thank You for what You tell us about You and about ourselves in it. Thank You for how You use it to save people like us from our sins so we can be Your people.
- S** Work deep inside our hearts as we listen to Your Word, the Bible! Use it to help us turn away from disobeying You and trust in Jesus as our Savior. Help us to love You and live for You.

In Jesus' name we pray. Amen.

Big Question 2, Bible Truth 3 Overview: Key Concepts**P.7****Unit 2: God's Wonderful Word, the Bible**

Unit Big Question (and Answer): "What's so special about the Bible? It alone is God's Word!"

Unit Bible Verse: "This God--His ways are perfect. The word of the LORD proves true. The Lord lives, and blessed be my rock, and exalted be the God of my salvation." Psalm 18:30,46 ESV

Bible Truth 3 Concept: God Uses His Word, the Bible, to Save His People

We read books to know things. We read the Bible to know things, too. The Bible tells us about God and His plans to save sinful people like you and me. It tells us that God is good, but that we have all disobeyed Him. It tells us of how Jesus came to save us from our sins. These are very, very good things for us to learn from the Bible.

But the Bible does more than just help us LEARN about God and His plans. God has made it powerful to DO wonderful things inside of us. God uses His Word to save us from our sins and make us His people. God does this through His Holy Spirit, working in our hearts, as we think about His Word. The Holy Spirit helps us to want us to turn to God and ask for His forgiveness. He helps us put our trust in Jesus as our Savior. God loves to work through His Word and save people. He can work through His Word and save us, too. Ask Him!

Bible Truth 3 Bible Verse: 1 Peter 1:23

"You have been born again, not of perishable seed but of imperishable, through the living and abiding word of God."

Learn a Little: "You have been born again... through the word of God."

Meaning

When we become one of God's people, God calls that being born AGAIN. No, our mothers don't give birth to us again. No, we don't become little babies like we were. But, it IS a new beginning of life. Only this time, it is life with God.

How do we have this new beginning of life with God? God's Holy Spirit works in our hearts, as we think about God's Word. He helps us want to turn away from disobeying God and trust in Jesus as our Savior. We tell God about our sins and He forgives them all. He gives us a new heart that knows Him and loves Him and wants to live for Him.

This new life with God makes us a new person on the inside, in our heart. That's why God says we are born again when we become His people. And the amazing thing about this new life with God is that it never ends. We will NEVER perish! When we die, we will go to live with God forever! God loves to help us have this new life. Ask Him to help you!

Bible Truth 3 ACTS Prayer

- A** We praise You, God, that You are our Savior.
- C** God, You are so kind to offer to save us, but sometimes we still want to keep on doing things our own way. Please forgive us. Help us to turn to You as our Savior.
- T** Thank You for giving us Your Word, the Bible. Thank You for what You tell us about You and about ourselves in it. Thank You for how You use it to save people like us from our sins so we can be Your people.
- S** Work deep inside our hearts as we listen to Your Word, the Bible! Use it to help us turn away from disobeying You and trust in Jesus as our Savior. Help us to love You and live for You. In Jesus' name we pray. Amen.

Bible Truth 3 Story**The Case of the Fishermen Who Followed**

Matthew 4:18-22; 27-28; Mark 1:16-20; Luke 5:1-11; John 20:30-31; 21:24-25

Big Question 2, Bible Truth 3 Overview: Key Concepts

P.8

Songs Used in Bible Truth 3

Big Q & A 2 Song

Big Question 2 Song

Big Question 2 Bible Verse Song: As For God, His Way Is Perfect: Psalm 18:30

Big Question 2 Hymn: How Precious Is the Book Divine, v.1

Big Question 2 Praise Song: The Best Book to Read Is the Bible

Bible Truth 3 Bible Verse Song: For You Have Been Born Again 1 Peter 1:23, ESV

Go and Tell Bible Truth Concept Craft

God Works in Our Hearts with His Word to Save Us

Craft Description

The children will decorate a heart to remind them of how God uses His Word to work in their hearts to save us.

Materials

White paper, cardstock preferable

Coloring Supplies

Choose one: Various Colors of Tissue Paper and Glue sticks/Glitter Glue/Sparkly stickers (stars or other shapes)

Preparations

1. Print out front and back of card and make copies onto cardstock for children.
2. If using tissue paper, cut out small squares or circles that will fit easily into the heart shape on the inside of the card-- approximately 1" in diameter.
3. If using glitter glue or sparkly stickers, set these out.
4. Set out crayons, colored pencils, or markers.

Introducing the Craft:

"Our Big Question is: "What's so special about the Bible? We've learned that "It alone is God's Word...God uses it to save His people." That's something very good to know. But many people don't know that. So do you know what God wants us to do? He wants us to go and tell others this very important news. So today we are going to make something we can show and tell them, too. Here's what it looks like...(Hold up example of craft)

Directions

1. Show children your finished craft, reading the words to them.
2. Have the children color in the front of the card.
3. Have the children decorate the heart inside the card with whatever medium you have chosen.
4. Allow to dry, if necessary.
5. Make sure to write each child's name on their craft.


Discussion

This is an especially good time to re-read the key concepts and discuss them. See Deep Down Discussion Sheet for possible questions to talk about.


Wrapping Up:

"Our Big Question is: What's so special about the Bible? We've learned that "It alone is God's Word...God uses it to save His people. Our cards remind us that God tells us what Jesus came to do in the Bible. And, that He works in our hearts as we hear His Word, that we might be saved. Isn't that great news! God wants us to be His very own people! He uses the Bible to help us! Let's practice saying it so we can tell others this great news!" Practice saying the words as you hold up the cards.

God gave us His Word to tell us about
Jesus and what He came to do.




And to work in our hearts that we might be saved!



Thank You, God, for the Bible!

“You have been born again, not of perishable seed but of imperishable, through the living and abiding word of God.” --1 Peter 1:23



As Jesus preached from God's Word, God worked in the hearts of Peter, Andrew, James and John. God used His Word to help them believe in Jesus. God can use His Word to work in our hearts, too. He can use it to help us trust in Jesus as our Savior, too. Ask Him! He loves to do this wonderful thing inside of us!

The Case of the Fishermen Who Followed Jigsaw Puzzle Page

Matthew 4:18-22; 27-28; Mark 1:16-20; Luke 5:1-11; John 20:30-31; 21:24-25

*Make copies of picture and cut out into an appropriate number of pieces for your children.
Or, you can print out color versions of this puzzle by downloading it from praisefactory.org.*

What's So Special about the Bible? It Alone Is God's Word...God uses it to save His people!

As Jesus preached from God's Word, God worked in the hearts of Peter, Andrew, James and John. Then when Jesus gave them the amazing catch of fish, God worked in their hearts even more. Surely, Jesus must be the Savior God promised to send! They left behind their fish and nets and followed Jesus as His disciples the rest of their lives. God can use His Word to help us trust in Jesus as our Savior, too. Ask Him! He loves to do this wonderful thing inside of us!

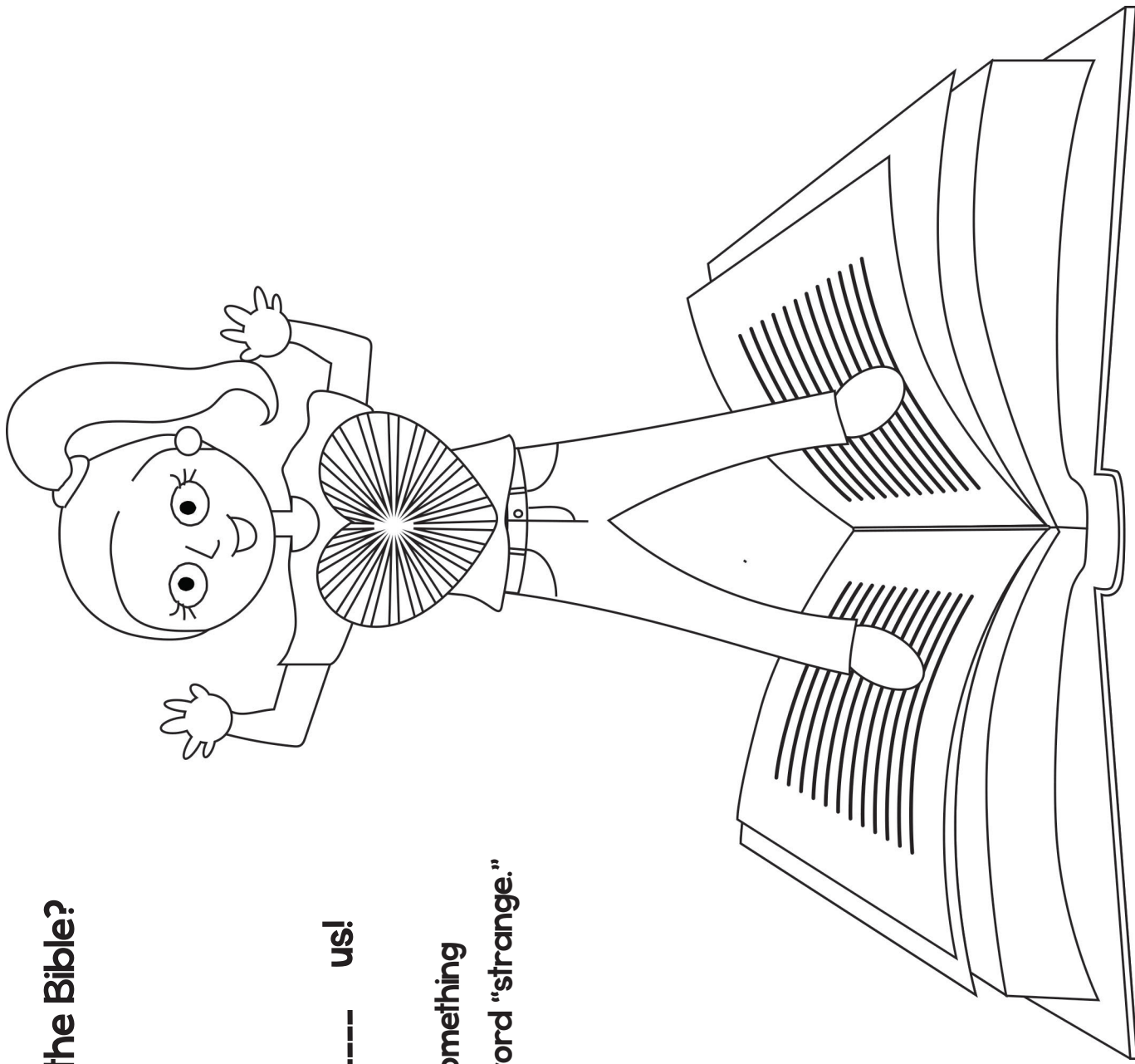


CAN YOU GUESS BIBLE TRUTH 4:
What's So Special about the Bible?
It Alone Is God's Word...

God uses it to

----- us!

**What is the word for making something
different? It rhymes with the word "strange."**



Deep Down Detective Devotion: Unit 2, Bible Truth 4, Lesson 1



Big Question 2 : What's So Special about the Bible?

Answer: It Alone Is God's Word...God uses it to change His people!

Bible Truth 4 Meaning

We read books to know things. We read the Bible to know things, too. The Bible tells us about God and His plans for sinful people, like you and me. It tells us that God is good, but that we have all disobeyed Him. It tells us of how Jesus came to save us from our sins. These are all very good things us to learn.

But the Bible does more than just help us to learn things. It is God's Word and He makes it POWERFUL to do things inside of us. It is powerful to SAVE us (as we learned before); but also, to CHANGE us in wonderful way, once we become His people.

God does this through His Holy Spirit, working in our hearts, as we think about His Word, the Bible. The Holy Spirit can help us understand God's Word, so that we can know how God wants us to live. He can use God's Word to show us ways we are disobeying God, and He can help us turn away from them. He can help us remember God's words of comfort and forgiveness when we are sad. He can help us live and love the way God tells us to in the Bible.

How do I know this is true? The Bible tells me so!

"Oh how I love your law! It is my meditation all the day. Your commandment makes me wiser than my enemies, for it is ever with me." --- Psalm 119:97-98

Some Questions for You

1. What does the Bible tell us about? *About God and His good plan to save people like you and me through Jesus.*
2. What else does God use His Word, the Bible, to do? *To keep on changing us, even after He has saved us from our sins.*
3. How does God change us by His Word, the Bible? *He sends His Holy Spirit to work in our hearts as we learn God's Word. He helps us change.*
4. What is the best first step we can take, if we want God to change us by His Word? *We can turn away from our sins and trust in Jesus as our Savior.*

Let's Pray!

- A** We praise you, God, for giving us Your powerful Word. You are able to change us.
- C** God, we know that we disobey You and should change, but sometimes we don't want to. Please forgive us.
- T** Thank You for all the ways You can change us through Your Word. Thank You that You can help us to love You and live for You.
- S** Work deep inside our hearts as we hear Your Word! Help us to turn away from disobeying You and trust in Jesus as our Savior. Change us, so that we love You more and more. In Jesus' name we pray. Amen.

Let's Sing about What We're Learning!

Big Q & A 2 Song from *Deep Down Detectives ESV Songs 2, track 12*

(sung to the tune of "Frere Jacques")

What's so special about the Bible?
It alone is God's Word!
It alone is God's Word!
It's always true, It can make you wise,
It can work pow'r'ly in your life.
It alone is God's Word! It alone is God's Word!

Big Question 2 Song from *Deep Down Detectives ESV Songs 2, track 13*

Refrain:

What's so special about the Bible? It alone is God's Word,
What's so special about the Bible? It alone is God's Word.
There are millions and millions of books in the world,
But only the Bible is God's perfect Word,
There are millions and millions of books in the world,
But only the Bible is God's perfect Word,
The Holy Spirit uses it To make God's people like Christ. *Refrain*


Verse 1:

God's Word was written down perfectly, By godly men long ago,
The Holy Spirit worked through them,
Inspiring every word they wrote. *Refrain*

Verse 2:

God's Word is powerful and living, It changes us, deep inside,
The Holy Spirit uses it To make God's people like Christ. *Refrain*

Go to the *Deep Down Detectives Parent Resources for Unit 2* to get the Bible story and many more resources and songs for this unit at praisefactory.org



**“Oh how I love your law! It is my meditation all the day.
Your commandment makes me wiser than my enemies,
for it is ever with me.” Psalm 119:97-98**

Deep Down Detective Devotion: Unit 2, Bible Truth 4, Lesson 2



Big Question 2 : What's So Special about the Bible?

Answer: It Alone Is God's Word...God uses it to change His people!

How do I know this is true? The Bible tells me so!

"Oh how I love your law! It is my meditation all the day. Your commandment makes me wiser than my enemies, for it is ever with me." --- Psalm 119:97-98

Learn a Little: "Your commands make me wiser."

Meaning

God has put so many wonderful things in His Word, the Bible. He's put songs of worship in it. He's given us stories of the mighty things He's done for His people. He tells us about how Jesus came to save us from our sins. He's filled it with His good plans and His promises. God has also written His laws and commandments in the Bible. ("Laws" and "commandments" are big words that mean "rules.") God's laws tell us how God wants us to live.

When we read God's laws in the Bible, the Holy Spirit can use them to change us and make us wise to live God's good way. They can help us to do the right thing, even when we have enemies around us who want us to do the wrong thing. God's laws are always the best way to live. No wonder God's people love to meditate on them! They want to live to please God. God's laws can help them. We can become God's people when we turn away from our sins and trust in Jesus as our Savior.

Some Questions for You

1. Where did God write down His laws? *In the Bible, His Word.*
2. What do God's laws tell us? *How God wants us to live.*
3. When is it good to live by God's laws? *Always. They are always the best way to live.*
4. Meditate is a big word that means thinking about something over and over. What do God's people love to meditate on? *God's laws and all the rest of God's Word, the Bible.*
5. When do God's people meditate (think about) God's Word? *All through the day.*
6. Why do you think God's people think about God's Word so much? *Because they want to live the way God wants them to live. And, because God helps change them as they think about it. God's Word is powerful to change them!*
7. Why do you think God's people love God's law? *Because they want to live for God and God's law tells them how.*
8. Why are God's people happy that God's law makes them wiser than their enemies? *Because God's Word can help them do what is good and pleases God, even when others are against them. They need God to help them and He does...through His Word!*
9. When we meditate on God's laws, we see that we do not keep them as we should. We cannot please on our own, we need a Savior to forgive our sins and save us. Who is that Savior? What must we do to be saved? *Jesus is the Savior. We must turn away from our sins (turn away from living just as we please and life for God instead) and trust in Jesus as our Savior.*

Let's Pray!

- A** We praise you, God, for giving us Your powerful Word. You are able to change us.
- C** God, we know that we disobey You and should change, but sometimes we don't want to. Please forgive us.
- T** Thank You for all the ways You can change us through Your Word. Thank You that You can help us to love You and live for You.
- S** Work deep inside our hearts as we hear Your Word! Help us to turn away from disobeying You and trust in Jesus as our Savior. Change us, so that we love You more and more. In Jesus' name we pray. Amen.

Let's Sing Our Bible Verse!

Oh, How I Love Your Law : Psalm 119: 97-98 from *Deep Down Detectives ESV Songs 2, track 27*

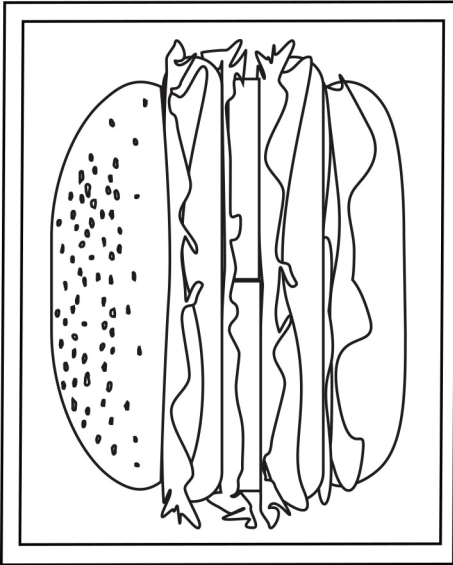
Oh, oh, oh, oh,
 Oh, how I love your law!
 It's my, my, my, my meditation,
 My meditation all the day,
 Your commandment makes me wiser than my enemies,
 Your commandment makes me wiser than my enemies,
 For it is ever with me,
 For it is ever with me.
 Psalm One-nineteen, ninety-seven and eight.

Go to the *Deep Down Detectives Parent Resources for Unit 2* to get the Bible story and many more resources and songs for this unit at praisefactory.org


Which four of these clues belong in our story? Which two do not? Put an X in the boxes of the four that belong.



A Fake God




A Sandwich




A City Leader



A Fire



A Shopkeeper



A Flower

Answer: The fake god; city leader; fire; and shop keeper were in the story. The sandwich and flower do not.

Deep Down Detective Devotion: Unit 2, Bible Truth 4, Lesson 3



Big Question 2 : What's So Special about the Bible?

Answer: It Alone Is God's Word...God uses it to change His people!

Bible Truth 4 Meaning

We read books to know things. We read the Bible to know things, too. The Bible tells us about God and His plans for sinful people, like you and me. It tells us that God is good, but that we have all disobeyed Him. It tells us of how Jesus came to save us from our sins. These are all very good things us to learn. But the Bible does more than just help us to learn things. It is God's Word and He makes it POWERFUL to do things inside of us. It is powerful to SAVE us (as we learned before); but also, to CHANGE us in wonderful way, once we become His people. God does this through His Holy Spirit, working in our hearts, as we think about His Word, the Bible. The Holy Spirit can help us understand God's Word, so that we can know how God wants us to live. He can use God's Word to show us ways we are disobeying God, and He can help us turn away from them. He can help us remember God's words of comfort and forgiveness when we are sad. He can help us live and love the way God tells us to in the Bible.

How do I know this is true? The Bible tells me so!

"Oh how I love your law! It is my meditation all the day. Your commandment makes me wiser than my enemies, for it is ever with me." --- Psalm 119:97-98

Some Questions for You

Our six case clues are: a fake god; a sandwich; city leader; a fire; a shop keeper; and, a flower.

1. Which four belong in our story? *The fake god; city leader; fire; and shopkeeper.*

2. What did God use His Word to do inside the people of Ephesus? *He used it to save them and to change them.*

What made the shopkeepers so angry? *So many people had become believers in Jesus and had stopped buying their statues and stuff for worship parties.*

3. What did the shopkeepers do when they got really angry? *They got together a huge crowd of people who cheered for Artemis and wanted to get rid of Paul. They made Paul leave town.*

4. What did God's Word keep on doing in Ephesus, even after Paul had left? *Kept working inside of people, helping them trust in Jesus as their Savior; and, changing them, more and more.*

5. What can God use His Word to do inside of us? *He can use His Word to save us and to change us, when we turn away from our sins and trust in Jesus as our Savior.*

Let's Pray!

A We praise you, God, for giving us Your powerful Word. You are able to change us.

C God, we know that we disobey You and should change, but sometimes we don't want to. Please forgive us.

T Thank You for all the ways You can change us through Your Word. Thank You that You can help us to love You and live for You.

S Work deep inside our hearts as we hear Your Word! Help us to turn away from disobeying You and trust in Jesus as our Savior. Change us, so that we love You more and more. In Jesus' name we pray. Amen.

Let's Praise God Right Now!

DDD BQ 2 BT 1 L3 Coloring Sheet/Take Home pg2

Big Q & A 2 Hymn: How Precious Is the Book Divine, v.1 from *Deep Down Detectives ESV Songs 2, track 18*

Verse 1

How precious is the book divine,
By inspiration given;
Bright as a lamp its doctrines shine,
To guide our souls to heaven.

Words: William Gardiner Music: Constance Dever

Big Question 2 Praise Song: The Best Book to Read Is the Bible from *Deep Down Detectives ESV Songs 2, track 19*


Verse 1

The best book to read is the Bible,
The best book to read is the Bible,
It alone is God's true Word,
With the best news ever heard!
Yes! The best book to read is the Bible!

Verse 2

The best book to read is the Bible,
The best book to read is the Bible,
If you read it ev'ry day,
God will teach you His ways.
Yes! The best book to read is the Bible!

Go to the *Deep Down Detectives Parent Resources for Unit 2* to get the Bible story and many more resources and songs for this unit at praisefactory.org

**The Case of the Marvelous Mess***Acts 19; Ephesians*

Dear Parents,

Big Question #2 is: What's So Special about the Bible? Your child is learning that "It Alone Is God's Word...God uses it to change His people."

Here's a copy of the Bible story they are learning along with the "Listening Assignment" for each lesson. These assignments provide a different teaching emphasis for each lesson, helping the children dig deeper into each Bible truth. They match up with your child's take home for each lesson. We hope that these resources help your family to dig down deeper into the truths of God's Word!" Happy digging!

•many more resources for this Big Question can be found online at www.praisefactory.org•

Listening Assignments

"Hey, Kids! Detective Dan, here. Listen carefully to the story and help me answer these questions:

Detective Dan's Lesson #1 Listening Assignment:

I need to find out:

- 1. What caused the mess in Ephesus?**
- 2. What made it so marvelous (good)?**

Detective Dan's Lesson #2 Listening Assignment:**Our Bible Verse is Psalm 119:97-98:**

"Oh how I love your law! It is my meditation all the day. Your commandment makes me wiser than my enemies, for it is ever with me."

I need to find out:

- 1. Who learned to love God's laws and wanted to live by them?**
- 2. What did they stop doing because they loved God's laws and wanted to live by them?**

Detective Dan's Lesson #3 Listening Assignment:

I found six clues, but only 4 of them are in the story.

They are: a fake god; a sandwich; city leader; a fire; a shopkeeper; and, a flower.

Hold up each of them for the children to see as you identify them.

I need to figure out:

- 1. Which four belong in our story?**
- 2. What did Paul praise God for using His Word to do inside many people in Ephesus?**

Answers found at end of the story.

The Case of the Marvelous Mess *Acts 19; Ephesians*

Story with lines separating paragraphs (text in bold, optional interaction cues in italics)

Ephesus was a big, beautiful city. It was a city that was rich and merry from worshipping fake gods and goddesses.

People came from many lands to worship the fake gods and goddesses of Ephesus--especially, the fake goddess Artemis, in her big, beautiful, worship house.

People spent lots of money buying worship gifts for Artemis and throwing big, worship parties to celebrate her. They spent lots of money buying big books that were supposed to be Magical. And, they spent lots of money buying little statues of Artemis to keep on worshipping her when they went back home.

This was how life had been in Ephesus for a very long time. Rich and merry from worshipping fake gods and goddesses. But now things were about to change. One man with one book was coming to Ephesus; and oh, my, there was going to be a mess in Ephesus soon!

The man was Paul. And the book? Can you guess what book was causing so much trouble?

What's your guess?

It was God's Word, the Bible.

"I have good news for you," Paul told the people of Ephesus. "Right here in God's Word, God promised that He would send a Savior to save us from our sins. And guess what? He's come!" Paul exclaimed.

"Jesus is that Savior. He is God's Son come from heaven to save us. Jesus lived a perfect life— He never, ever sinned. He chose to suffer and die on a cross, offering up His life to God as the full payment for the sins of God's people. Then on the third day, Jesus rose from the dead in victory showing He really beat sin and death for them," Paul told them.

"Come, turn away from your sins. Turn away from worshipping fake gods! Trust in Jesus as your Savior and be forgiven of your sins. You can become God's people, too. You can have eternal life with Him!" Paul urged them all.

Can you remember what the big Bible word is for this good news? It's the gospel!

God helped Paul to boldly preach the good news of Jesus to the people of Ephesus. He also gave Paul a special gift to help people know that Jesus really was His Son, the Savior. He gave Paul the power to heal sicknesses in Jesus' name. Paul would just place his hands on sick people and God would heal them. Blind people. Lame people. Every kind of sick people. God healed them all. Wow!

All over Ephesus Paul went. In the synagogue-worship place, in the marketplace, and everywhere in between. And wherever Paul went, he would share the good news of Jesus and God would heal people in Jesus' name. Oh, how Paul prayed that these people would turn from their sins and trust in Jesus as their Savior! He wanted them all to become God's people!

Story with lines separating paragraphs (text in bold, optional interaction cues in italics)

But Paul wasn't the only one who wanted these people to be saved. Someone else did, too.

Who else wanted these people to become God's people?

That Someone Else was God! God's Holy Spirit worked inside people, as they listened to Paul preach God's Word. He worked inside them, as they saw how God used Paul to heal sick people in Jesus' name, and they believed!

"This Jesus is not like our fake gods. He is alive! He is powerful to help us! He is powerful to save us from our sins!" they exclaimed. "Let's turn away from these fake gods. Let's trust in Jesus as our Savior!" they decided. Paul was so excited at how God was using His Word and His power to save many people in Ephesus!

God had used His powerful Word to save these people of Ephesus, and that was amazing. But God was not done yet. He hadn't planned to just SAVE these people from their sins and have them keep on living their old way. God had planned to CHANGE them and give them a wonderful, whole new way of life, too. How? God's Holy Spirit would use that one man with that one book again.

Who was the man? What was the book? Can you remember?

Yes, God would use Paul and His Word, the Bible once more.

Paul gathered the new believers together and taught them even more from God's Word. He taught them more about Jesus. He taught them more about God's great plans. He taught them more about how to love God and love one another.

And as these new believers listened to Paul preach God's Word, the Holy Spirit worked in their hearts. He helped them want to love God more. He helped them want to serve God with their whole lives. And He helped them want nothing to do with those old, fake gods and goddesses anymore, not even Artemis! Uh oh...here comes the mess!

The first mess those new believers made was throwing out all their Magical books of those old, fake gods. They made a huge pile of them and guess what they did next?

Can you guess?

They set them on fire right there in town! They didn't need those old books any more. They were going to live for Jesus now! The only book they needed was God's Word. The other people in Ephesus were shocked! Why would these people burn up all these Magical books!

That was a big mess, but it wasn't the only mess. There was more mess to come!

Then, the believers stopped spending their money on those big, Artemis worship parties and those little, Artemis statues. Now they wanted to use their money the way God's Word told them to, like taking care of each other and telling more people about Jesus.

Paul was so happy! He thanked God for using His Word to not just save these people in Ephesus, but to really change them, too.

Story with lines separating paragraphs (text in bold, optional interaction cues in italics)

Yes, Paul was so happy, but there were a lot of other people who were NOT happy at all--especially the shopkeepers who sold the little, Artemis statues and all the things for the big, Artemis worship parties. They were very, very unhappy!

“We don’t make much money any more,” they grumbled. “People aren’t spending money on big, Artemis worship parties anymore. They aren’t buying our little, Artemis statues either. And it’s all because of that one man with his one book! What a mess he has made in Ephesus! We have to get rid of Paul and clean up this mess! And let’s do it right now!” they decided.

What do you think they will do to Paul?

The shopkeepers gathered together a huge, angry crowd. They were shoving and bumping! They were yelling and grumping! “Hurray for Artemis! Boo for Jesus! Get rid of Paul!” they shouted, as loudly as they could, for hours and hours and hours! What a mess there was in Ephesus now!

At last, city leaders came in and quieted down the crowds. They sent them all home and told Paul to leave the city. Paul packed his things, said goodbye to the believers and left Ephesus that very day. Surely this would clean up the mess in Ephesus, the leaders thought.

Do you think that would clean up the mess, to have Paul leave Ephesus?

But those leaders were wrong. Maybe the man had gone, but that book-- the Word of God-- had certainly not! The new believers would go on reading it and learning from it. And God would go on using it to change them. These men and women would go on loving God and living for Him. They would go on boldly telling others the good news of Jesus.

The mess in Ephesus was far from cleaned up. It was there to stay. And that was a very good thing!

Cracking the Case: (story wrap-up for Listening Assignments)

It's time to see how we did with our Listening Assignment.

Detective Dan's Lesson 1 Listening Assignment:

1. What caused the mess in Ephesus? Paul preaching God's Word, and God's Word changing people made the mess.

2. What made it so marvelous? It was marvelous (good) because many people in Ephesus turned away from their sins and trusted in Jesus as their Savior.

For You and Me:

God can use His Word to do marvelous things inside of us, too. He can use it to help us to turn away from our sins and trust in Jesus as our Savior. He can use it to change us and help us to love Him and others more and more. Ask Him! He loves to answer this prayer!

Detective Dan's Lesson 2 Listening Assignment:**Our Bible Verse is: Psalm 119:97-98:**

"Oh how I love your law! It is my meditation all the day. Your commandment makes me wiser than my enemies, for it is ever with me."

1. Who learned to love God's laws and wanted to live by them? Many people in Ephesus who listened to Paul preach God's Word.

2. What did they stop doing because they loved God's laws and wanted to live by them? They set their Magical books on fire and they stopped buying statues and stuff for the big worship parties for the fake gods.

For You and Me:

God's laws are so good. They teach us how God wants us to live. God can use them to help us to live for Him. God wants us to meditate (think about) His laws, too. His Holy Spirit can work in our hearts and help us to live by them. He promises to help all who turn from their sins and trust in Jesus as their Savior.

Detective Dan's Lesson 3 Listening Assignment:

Our six clues were: a fake god; a sandwich; city leader; a fire; a shopkeeper; and, a flower.

1. Which four belong in our story?

The fake god; city leader; fire; and shopkeeper.

2. What did Paul praise God for using His Word to do inside many people in Ephesus?

He praised God for using His Word to save and change many people in Ephesus.

For You and Me:

God can use His Word to save us and to change us, too, just like He did in the people of Ephesus. God loves to work in our hearts as we listen to God's Word. Ask Him to work inside you! He can help you turn from your sins and trust in Jesus as your Savior. He can change you to love Him and live for Him, too. How good and powerful is our God!

The Gospel (story wrap-up if NOT using Listening Assignments)**Our Bible Truth is:****What's So Special about the Bible?****It Alone Is God's Word...****God uses it to change His people!**

Paul preached God's Word to the people of Ephesus. God worked in the hearts as people listened. He used His Word to save many, then to change them. How powerful was God's Word in their lives! God can use His Word to work powerfully in our lives, too. He can use to help us to turn from our sins and trust in Jesus. He can use it to change us, too.

Close in prayer.

Closing ACTS Prayer

- A** We praise you, God, for giving us Your powerful Word. You are able to change us.
- C** God, we know that we disobey You and should change, but sometimes we don't want to. Please forgive us.
- T** Thank You for all the ways You can change us through Your Word. Thank You that You can help us to love You and live for You.
- S** Work deep inside our hearts as we hear Your Word! Help us to turn away from disobeying You and trust in Jesus as our Savior. Change us, so that we love You more and more.

In Jesus' name we pray. Amen.

Big Question 2, Bible Truth 4 Overview: Key Concepts**P.7****Unit 2: God's Wonderful Word, the Bible**

Unit Big Question (and Answer): "What's so special about the Bible? It alone is God's Word!"

Unit Bible Verse: "This God--His ways are perfect. The word of the LORD proves true. The Lord lives, and blessed be my rock, and exalted be the God of my salvation." Psalm 18:30,46 ESV

Bible Truth 4 Concept: God Uses It to Change His People

We read books to know things. We read the Bible to know things, too. The Bible tells us about God and His plans for sinful people, like you and me. It tells us that God is good, but that we have all disobeyed Him. It tells us of how Jesus came to save us from our sins. These are all very good things us to learn.

But the Bible does more than just help us to learn things. It is God's Word and He makes it POWERFUL to do things inside of us. It is powerful to SAVE us (as we learned before); but also, to CHANGE us in wonderful way, once we become His people.

God does this through His Holy Spirit, working in our hearts, as we think about His Word, the Bible. The Holy Spirit can help us understand God's Word, so that we can know how God wants us to live. He can use God's Word to show us ways we are disobeying God, and He can help us turn away from them. He can help us remember God's words of comfort and forgiveness when we are sad. He can help us live and love the way God tells us to in the Bible.

Bible Truth 4 Bible Verse: Psalm 119:97-98

"Oh how I love your law! It is my meditation all the day. Your commandment makes me wiser than my enemies, for it is ever with me."

Learn a Little: "Your commands make me wiser."

Meaning

God has put so many wonderful things in His Word, the Bible. He's put songs of worship in it. He's given us stories of the mighty things He's done for His people. He tells us about how Jesus came to save us from our sins. He's filled it with His good plans and His promises.

God has also written His laws and commands in the Bible. ("Laws" and "commands" are big words that mean "rules.") God's laws tell us how God wants us to live.

When we read God's laws in the Bible, the Holy Spirit can use them to change us and make us wise to live God's good way. They can help us to do the right thing, even when we have enemies around us who want us to do the wrong thing. God's laws are always the best way to live. No wonder God's people love to meditate on them! They want to live to please God. God's laws can help them. We can become God's people when we turn away from our sins and trust in Jesus as our Savior.

Bible Truth 4 ACTS Prayer

- A** We praise you, God, for giving us Your powerful Word. You are able to change us.
- C** God, we know that we disobey You and should change, but sometimes we don't want to. Please forgive us.
- T** Thank You for all the ways You can change us through Your Word. Thank You that You can help us to love You and live for You.
- S** Work deep inside our hearts as we hear Your Word! Help us to turn away from disobeying You and trust in Jesus as our Savior. Change us, so that we love You more and more. In Jesus' name we pray. Amen.

Bible Truth 4 Story

The Case of the Marvelous Mess Acts 19; Ephesians

Big Question 2, Bible Truth 4 Overview: Key Concepts

P.8

Songs Used in Bible Truth 4

Big Q & A 2 Song

Big Question 2 Song

Big Question 2 Bible Verse Song: As For God, His Way Is Perfect: Psalm 18:30

Big Question 2 Hymn: How Precious Is the Book Divine, v.1

Big Question 2 Praise Song: The Best Book to Read Is the Bible

Bible Truth 4 Bible Verse Song: O, How I Love Your Law Psalm 119:97-98, ESV

Extra Bible Truth 1 Bible Verse: For Whatever Was Written Romans 15:4, ESV

Go and Tell Bible Truth Concept Craft

God Uses His Word to Change Us

Craft Description

The children will create a fold-out person that shows how God uses His Word to change us.

Materials

2 Plain, White Paper dinner plates with rim per child (like Chinet plates)

Cardstock

Crayons/Markers

Yarn

Clear, strong tape (like packing tape)

Yarn in Hair colors

Glue sticks

Preparations

1. Make copies of the craft patterns onto cardstock for each child.
2. Place a set of plates together, right sides together. Punch a hole all the way through both plates. This will be the hole used to connect the two plates together with yarn when the craft is finished.
3. Cut out the heart and the face along outer circle line on each pattern. Glue these in place on front and back of one plate. The heart goes on the BACK side of the plate with the hole in the plate being directly at "12:00" on the top of plate. The face goes on the INSIDE of the plate, with the hole in the plate being directly at "6:00" on the BOTTOM of the face/plate. Cut out arms and legs. (If you have very small children, you may want to wait and cut out the arms and legs after they color them in. They will be easier to color while they are on one coloring sheet.)
4. Cut out the circle with the prayer on it and glue it to the inside of the second plate, hole at top at "12:00".
5. Cut out a 6" piece of yarn per child. You will use these tie the two plates together when the craft is finished.
6. Cut out hair-length pieces of yarn for children to use to decorate the heads.
7. Set out glue sticks, crayons/markers, yarn pieces.
8. Make copy of craft.

Introducing the Craft:

"Our Big Question is: "What's so special about the Bible? We've learned that "It alone is God's Word...God uses it to change His people." That's something very good to know. But many people don't know that. So do you know what God wants us to do? He wants us to go and tell others this very important news. So today we are going to make something we can show and tell them, too. Here's what it looks like...(Hold up example of craft)

Directions

1. Show children your finished craft, reading the words to them.
2. Have children color in their hearts first, then flip the plate over and color their faces and add hair. Color in the arms and legs, too.
3. If you have not cut out the arms and legs yet, do that now. Use the clear tape to tape the inside of the arms and the tops of the legs to the plate on the placement lines. By taping just along one side/the top, it creates a hinge so the arms can fold out and the legs fold down.
4. Place plates front sides together and join together with the 6" piece of yarn. Secure with a knot, but not so tightly that the plates lose their ability to be flipped. (like a hinge)
5. Make sure to write each child's name on their craft.

(See picture on next page)

Discussion

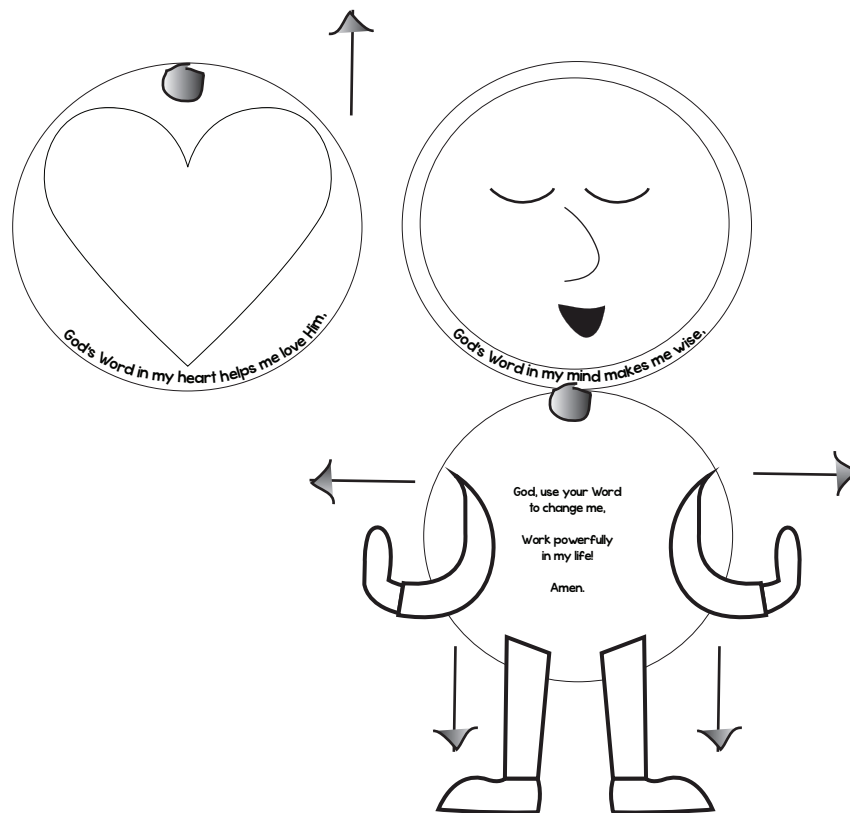
This is an especially good time to re-read the key concepts and discuss them. See Deep Down Discussion Sheet for possible questions to talk about.

Craft Wrap Up:

At the end of our time together today, you get to take home your Go and Tell crafts. And what are you going to do with them? Show and tell someone the important news you've learned today. Read the words together, flipping up the heart to reveal the person inside, flipping out his arms and legs as you finish the little prayer.

Lift up heart side of plate along the "string hinge" to reveal the face on the other side.

Flip out arms and legs on bottom plate along "tape hinges" along inside of arms and top of legs as you say the prayer.



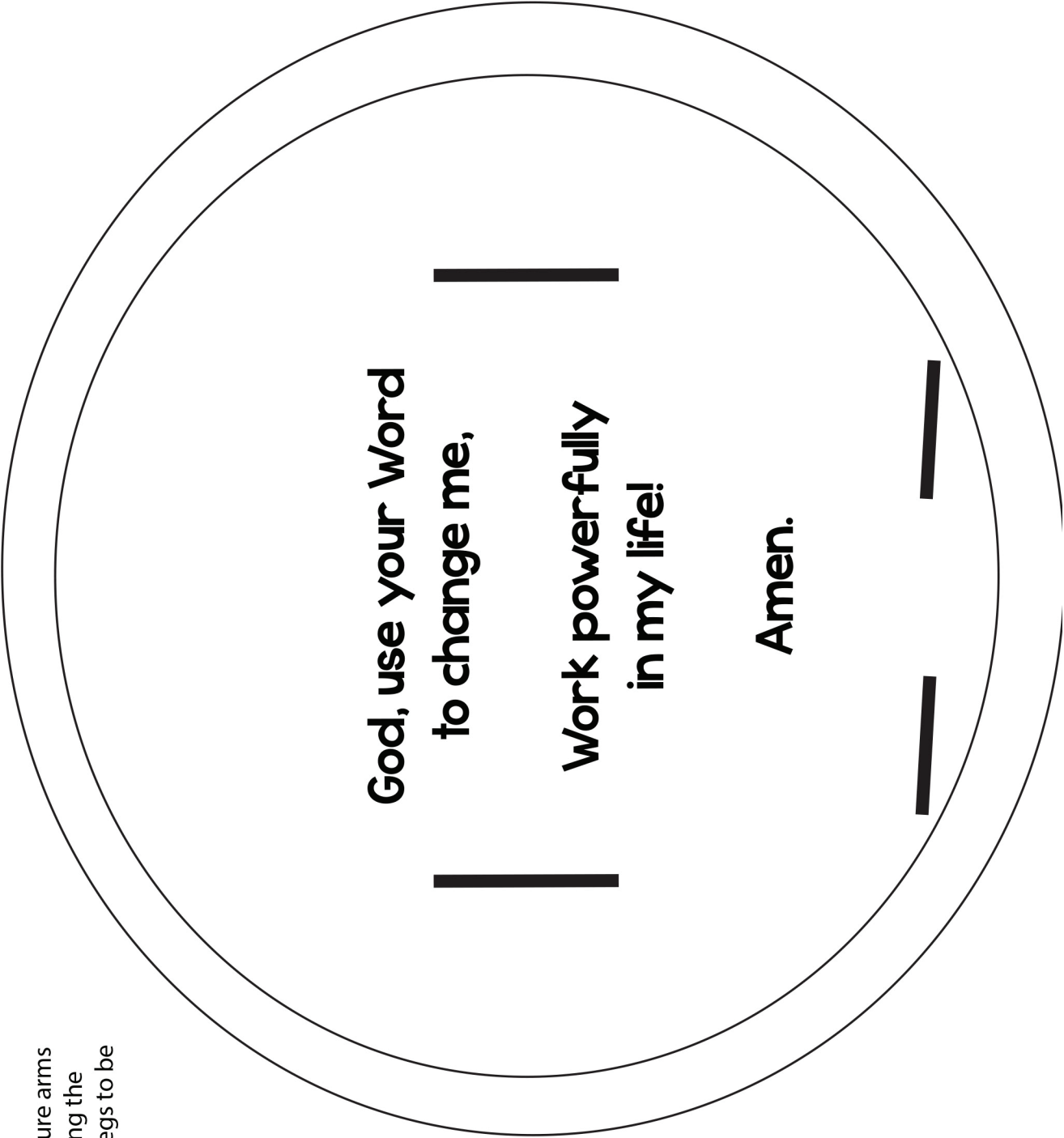
Pattern for Heart side of Plate 1 (glue to back side of plate)



Pattern for Face side of Plate 1 (glue to eating side of plate)






Pattern for Body: Plate 2 (glue to eating side of plate)



The solid lines are where you secure arms and legs to plate with tape, making the hinges that cause the arms and legs to be opened outwardly.

Pattern for Arms and Legs: Plate 2 (tape to eating side of plate on lines)






"Our Big Question is: 'What's so special about the Bible? We've learned that 'It alone is God's Word... God uses it to change His people.' How do we know this? The Bible tells us so. We've been learning a Bible story about how God used His Word to change the people in Ephesus. His Holy Spirit worked in their hearts as they heard Paul preach from God's Word. He helped them turn away from their sins and trust in Jesus as their Savior. Then, He helped them change even more as they heard God's Word. He helped them love God and want to live for Him. God can use His Word to save us and to change us, too! Ask Him to do this inside of you! He loves to answer these prayers!

The Case of the Marvelous Mess Jigsaw Puzzle Page Acts 19; Ephesians

Make copies of picture and cut out into an appropriate number of pieces for your children. Or, you can print out color versions of this puzzle by downloading it from praisefactory.org.

God's Word did marvelous things inside of many people as they listened to Paul preach. Not only did God use His Word to help people turn away from their sins and trust in Jesus as their Savior, but He used it to keep on changing them. The shopkeepers did not like all these changes and they became very angry. They made life hard and messy for Paul and these believers, but God kept on helping His people by His Word.

God can use His Word to do marvelous things inside of us, too. He can use it to help us to turn away from our sins and trust in Jesus as our Savior. He can use it to change us and help us to love Him and others more and more. Ask Him! He loves to answer this prayer!



DEEP DOWN DETECTIVES

Curriculum Resources



**Appendix D:
Just for Fun
Activities**

Just-For-Fun Activities

The following are activities that you can incorporate into your free play time. While the activities, themselves, are just-for-fun, you can make them rich times of relationship building, and even use it as an opportunity to discuss what is being taught during Circle Time. Don't over do it, but you can use the Deep Down Detectives Discussion Sheet for question ideas.

Gluing and Sticking

Just for Fun Arts and Crafts

Directions

Teacher cuts out or draws a basic shape or shapes related to concept or story on cardstock or construction paper for children to stick stickers on or glue fabric or paper scraps (tissue, gift wrap paper, construction paper, etc), beans, popcorn, buttons, cotton balls, foam shapes etc. onto. Use glue sticks rather than craft glue for these crafts. Cut fabric/paper scraps fairly large—about 1" or so.

Print-Making

Just for Fun Arts and Crafts

Directions

Children will make designs on a plain piece of construction paper or one with a simple shape drawn on it, using tempera paint (with a little dish soap added to it to make clean up easier) and any number of objects. Objects suggested in this curriculum: marbles, duplos, sponge shapes, empty thread spools, blocks with rick-rack glue-gunned to the bottom of them, cars and trucks, bubble wrap and cork.

Necklaces

Just for Fun Arts and Crafts

Directions

These are made with hollow pasta shapes and hole-punched shapes related to the story/concept. Children can string these onto a piece of yarn or string and have you tie the ends together when they are done.

Coloring (Really Scribbling)

Just for Fun Arts and Crafts

Directions

Children will use crayons or washable markers to draw on construction paper. If desired, the teacher can draw a picture or shapes related to the story on the paper for children to scribble on.

Puzzles

Just for Fun Arts and Crafts

Directions

A simple picture related to the story or concept is printed out onto cardstock and cut into a puzzle of 4 to 10 pieces. This can be done by enlarging one or a number of the people/objects from the story, in a Word, Power-point or other program to the desired size, then printing out onto cardstock. Children can "color" in the picture, then you can cut it out for them into as many pieces as is fitting for the child.

Craft Dough

Just for Fun Arts and Crafts

Directions

Provide purchased or homemade play dough (recipe provided) along with various “tools” such as plastic knives (without teeth), small jar lids, keys, garlic presses, little rolling pins, plastic cookie cutters, etc.

Homemade Play Dough Recipe

2 cups flour
1 cup salt
4 tsp cream of tartar
2 tbsp oil
2 cups water

Combine the flour, salt and cream of tartar. Mix well. In a large pot, combine the oil and the water. Add food coloring, if desired. Add flour mixture to the pot, stirring as you add. Heat mixture over medium heat, stirring constantly. Continue to stir until mixture forms ball and pulls away from the sides of the pot. Remove ball and knead on plain surface (not floured) until the texture becomes like play-dough. Store dough in an airtight plastic container. Keeps about 3 months. Makes about 5 cups. Allow at least a ½ cup per child.

Sandpaper Shapes and Patterns

Just for Fun Arts and Crafts

Directions

Use a glue gun to glue full 8 ½” by 11” sheets of sandpaper to foam board or sturdy cardboard cut the same size. Give the children yarn pieces of various lengths, 4” to 12” long. Let them stick the yarn onto the sandpaper and make designs and pictures with them.

Dance Ribbons

Just for Fun Games

Supplies

3 4’ ribbons per child
1 plastic shower curtain ring per child
CD player
CD of music

Preparing the Activity

1. Tie three 4’ ribbons to a plastic shower curtain ring.

Directions

1. Give them to the children to run around with. Have music for them to dance to as they twirl their ribbons. If desired, you could have them sing the Big Question/Bible verse song.

Match the Shape with Objects

Just for Fun Games

Supplies

Common objects such as keys, cookie cutters, spoons, unsharpened pencils, etc.

Cardstock

Permanent marker

Shoe box

Preparing the Activity

1. Trace around common objects such as keys, cookie cutters, spoons, unsharpened pencils, etc., each on a separate piece of cardstock.

2. Put these and the objects in a shoe box.

Directions

Have the children take out the cardstock outlines and the shapes and match them up.

Match the Shape with Blocks

Just for Fun Games

Supplies

Shoe box

Different shape blocks

Duct tape

Preparing the Game

1. Cut the outline of different blocks from a child's building block set in the top of a sturdy shoe box.

2. Use duct tape to tape down one long side, making a hinge for the lid.

Directions

1. Have the children put the right shape block into the box through the hole of the same shape.

Ball 'n' Tube

Just for Fun Games

Supplies

Have the children match the block shapes and insert them into the shoe box.

Materials

4-6' length of PVC pipe with a 2"-3" diameter opening, found very inexpensively at home improvement stores

Various sizes of balls that will fit through the diameter of the PVC pipe

Playing the Game

1. Have the children take turns putting the ball down one end and watching it roll out the other.

Bowling

Just for Fun Games

Supplies

6 or so empty 2-liter soda bottles
A soft, foam ball
Optional: sand or beans, packing/duct tape

Preparing the Game

If desired, put sand or beans in all/some of the bottles. Seal with tape.

Directions

Line up empty 2 liter soda bottles and have the children try to knock them down by rolling a ball into them.

Color Sort

Just for Fun Games

Supplies

Various single colored objects, such as pom-poms, foam shapes, beads, etc. (Be careful to choose objects of a non-swallowable size)
1 Large container that fits all the objects in it at once
Smaller containers, one per color
Construction paper or markers

Preparing the Activity

1. Put all the objects in the large container. Mix up.
2. Put a piece of construction paper/paper colored with marker on the outside of each of the small containers that matches the color object to go in it.

Directions

Have the children separate out all the colored items into their proper container.

Pattern Post Office

Just for Fun Games

Supplies

Various scraps of gift wrap paper or other colorful paper
Glue stick
Cardstock or cereal box
Shoe Box

Preparing the Activity

1. Cut out envelope-sized pieces of gift wrap paper (or scrap booking paper) and glue them onto cardstock of the same size.
2. Have a shoe box with a letter slit cut in the top for each of the different paper types.
3. Glue a piece of the designated gift wrap paper for each particular box on top of the box.

Directions

Have the children sort through the "mail" and put them in their right mail slot.

More Ideas for Activity Centers

Dress-up Clothes
Hats and Crowns
Simple Wooden Puzzles
Duplos
Blocks and Cardboard bricks
Peg Sets*
Magnet Sets (especially “Tall Stacks”)*
(Large) Beads and Threading Laces
Small plastic people, animals, and vehicles*
Lacing cards
Housekeeping sets
Doctor’s and nurse’s sets
Tool sets
Simple Matching games
Dolls
Train sets
Sand or Rice Center with containers
Magnifying glasses and objects*
Shape and Color Sorters
Ring Stackers
Pull toys
Hammer and Peg sets
Tap a Tune pianos
Balls, everything from nerf balls to beach balls*

Great Idea Books

for homemade activity centers

The Wiggle & Giggle Busy Book: 365 Fun, Physical Activities for Your Toddler and Preschooler, Trish Kuffner and Megan McGinnis
The Toddler’s Busy Book, Trish Kuffner
Arts and Crafts Busy Book
The First Three Years of Life, Burton L. White
Creative Resources for Infants and Toddlers, Judy Herr and Terri Swim

Websites

Just for Fun Games for ordering activity centers activities and materials

christianbook.com
amazon.com
toysrus.com
growingtreetoys.com
orientaltrading.com

DEEP DOWN DETECTIVES

Curriculum Resources



**Appendix E:
Curriculum Resources
to Make or Buy**

Big Question Box/Briefcase

What You Want

The Big Question Briefcase is a briefcase or other container with these characteristics:

- Ideally, this should be around 17" x 12", but needs to be at least big enough to fit a 8 ½" x 11" sheets of paper inside it.
- Have various pockets to put these sheets in
- Is attractive or curious looking to preschoolers
- Not necessary, but extremely fun, if it has a combination lock

Finding a Briefcase:

You can certainly buy one new, but you always may find a used one at a thrift shop. Or, someone may have one they want to donate. We use one that stores valuables in it and is the 17" x 12" size. Very durable and has the lock feature that the kids love.

You also can move away from the briefcase idea and use a little trunk or other box for your substitute briefcase. Just change the name to the Big Question Box, if you use a box instead. A boot box or the cardboard box that 10 reams of copy paper comes in is a great size, if you are using a box.

If you use a box, but want a lock-like feature, that's easy to do. Simply cut "straps" out of felt or vinyl and glue in place to the top and bottom sides of the box on one side, with the top strap overlapping the bottom straps. Add velcro to the top and bottom pieces so that they meet and fasten. Make back "hinges" for the box with the felt/vinyl straps, too. Or, you can simply add a belt around the box that has to be unfastened before the box can be opened.

Here are some suggestions for decorating a box or even the outside of your briefcase to make it appealing.

Supplies

Your box/briefcase
Plain white contact paper or white cardstock
Colorful wrapping paper
Glitter glue
Markers
Sequins, fake jewels, buttons, rick rack, etc.
Other decorating supplies
Stickers
Glue
Clear packing tape

Directions

1. If you are using a box that has wording on it, you will first need to make plain surfaces for decorating and a hinge for the lid. Stick the white contact paper or white cardstock to each side of the box. On the other hand, you can also use colorful wrapping paper. Then, make a lid by sticking the clear packing tape along one long side of the box, attaching the lid to the box.

2. Use the craft decorating supplies to decorate the box. If desired, you can put a big question mark on top of the box, but remember that you are working with two and three year olds: the question mark symbol is not very meaningful to them yet.

Making a Flannelgraph Storyboard **for use in story-telling and in playing the story review games**

While you may decide to use sticky tac and stick your storyboard pictures to a white board, it is very easy to make a flannelgraph board. The advantage to the flannelgraph board is that the pictures stick very easily and there is no messing with the sticky-tac.

Supplies

Large Format Pictures Board: AT LEAST a 36" x 48" foamboard or corkboard (We actually use a far bigger canvas and attach it to the wall) A science project board with the two sides that fold out makes a good 36" x 48" board.
OR, Small Format Pictures Board: AT LEAST a 24" x 36" (to 36" x 48)" board
Large piece of neutral-colored felt to cover your board with extra to overlap over to the back, if desired.
Glue gun and glue sticks

Directions

1. Center felt on front side of board. Turn over. Secure in place with glue.

Making Durable Storyboard Pictures or Story Scenes **for use in story-telling and in playing the story review games**

Whether you purchase the Deep Down Detectives storyboard pictures from Amazon or print them off the website (included in the Deep Down Detectives Visual Aids book), you will want to find some way to make them more durable. They are used not only as a part of telling the story, but are integral in the story review games. Here's how we make ours durable enough to be used over and over again. **See note below for other simpler options for using these pictures.**

Supplies

Deep Down Detectives Visual Aids book (purchased or downloaded)
White cardstock or printer paper (if downloading pictures)
Sticky-back velcro, circles or cut pieces; or sticky tac putty
Laminator or Self-laminating sheets
Sturdy Sheet Protectors, preferably the "Secure Top" kind, like offered by Avery
Flannelgraph pictures for the Bible stories found at www.praisefactory.org with each unit's resources.

Directions

1. Purchase from Amazon or download and print out the storyboard figures.
2. Cut out flannelgraph figures.
3. Laminate the figures.

Special tip: When laminating the big background pictures that are two (and sometimes even three or four) pieces put together, leave a small gap between the two pieces before laminating together. This small space acts like a hinge and allows you to fold up pictures without hurting them into a manilla envelope that fits 8.5" x 11" sheets of paper along with all of the smaller, regular-sized storyboard pictures.

4. If using a flannelgraph board: Stick a piece of sticky backed velcro (ROUGH SIDE) onto the back of each figure. If using sticky tack and whiteboard: simply stick a small amount of sticky tack on the back of a picture when using it. Remove and store sticky tack in airtight container.

Note: Instead of using all of the pictures as separate flannelgraph pieces, you can choose to use only a few (helpful to have 10 for the story review game); you can clump them onto posterboard and make them into picture scenes; or, you can simply use the Storyboard Picture Guide as a single picture. At praisefactory.org, go to DDD Bits and Pieces for a 22" x 28" poster size jpg of this picture guide if you want to create a large version.

The Deep Down Detectives “Bible” Folder

This is a homemade folder that looks (kinda) like the cover of a Bible. You will use this to put the Bible verse, the Bible Story and storyboard pictures to help make the point that the truths you are teaching them come from the Bible.

Supplies

1 piece of 22" x 28" posterboard (white is fine. Green or brown is nice)

Glue

Stapler and staples or packing tape

The Bible Cover pictures (see online with resources for this unit or from the back of each Deep Down Detectives Visual Aids book.)

NOTE: The Bible Cover pictures included in the Deep Down Detectives Visual Aids books cannot be created larger than 8.5" x 11". That means that they will be under-sized for a Bible Folder of the dimensions you are making. However, you can go online to the Deep Down Detectives curriculum and there is a pdf of a bigger version of these covers that will actually fit the size of this Deep Down Detectives “Bible” Folder.

Directions

1. Lay out poster board with long side along the bottom.
2. Fold in 2" on each side.
3. Take packing tape and tape the folded in 2" flaps to the main section of the posterboard, all the way down.
3. Fold up 8 1/2" on the bottom of the poster board.
4. Use packing tape to tape this flap in place, all the way down.
5. Take scissors and snip through the tape where the flap is attached to the folder. This will give you a bit more room in the folder.
6. Fold the poster board in the middle to make the center fold.
7. Cut out the Bible Cover Pictures. If possible, laminate these. They will last longer.
- 8.. Glue the two cover pieces to the outside of the folder.

