


# **DEEP DOWN DETECTIVES**

**70 Bible Truths  
for Inquisitive 4-7's**



**Unit 9 Core Curriculum, ESV  
Jesus, Immanuel,  
God with Us**



Curriculum for preschool and elementary age children,  
training tools, music and other resources  
are available for download or to order at:  
[www.praisefactory.org](http://www.praisefactory.org)

© 2017 Praise Factory Media

This and many other resources are available online at [www.praisefactory.org](http://www.praisefactory.org)

Scripture quotations marked (NIV) are taken from the Holy Bible,  
New International Version®, NIV®, Copyright © 1973, 1978, 1984 by  
Biblica, Inc.™ Used by permission of Zondervan. All rights reserved worldwide.[www.zondervan.com](http://www.zondervan.com)

Scripture quotations marked (ESV) are from The Holy Bible, English  
Standard Version® (ESV®), copyright © 2001 by Crossway,  
a publishing ministry of Good News Publishers. Used by permission. All rights reserved.

Scripture quotations marked HCSB are taken from the  
Holman Christian Standard Bible®, Copyright © 1999, 2000, 2002, 2003, 2009  
by Holman Bible Publishers. Used by permission. Holman Christian Standard Bible®,  
Holman CSB®, and HCSB® are federally registered trademarks of Holman Bible Publishers.



# **Psalm 100**

**the psalm behind the name**



**(v.1) Make a joyful noise to the LORD, all the earth!**

**(v.2) Serve the LORD with gladness!**

**Come into His presence with singing!**

**(v.3) Know that the LORD, He is God!**

**It is He who made us, and we are His;**

**We are His people, and the sheep of His pasture.**

**(v.4) Enter His gates with thanksgiving,**

**And His courts with praise!**

**Give thanks to Him; bless His name!**

**(v.5) For the LORD is good;**

**His steadfast love endures forever,**

**And His faithfulness to all generations.**

May this curriculum help you to be manufacturers of noisy joy unto the LORD (v.1). To sing (v.2), to know (v.3), and to worship Him with thanksgiving and praise (v.4), that the witness of His great faithfulness might continue through all generations (v.5).

The LORD is amazing! Jesus Came to Bring Us to God!

Constance Dever  
June 27, 2016



# Table of Contents

<b>Getting to Know the Deep Down Detectives Curriculum</b>	<b>9</b>
Getting Started with Deep Down Detectives	9
Deep Down Detectives Overview Flyer	11
Session Prep	13
Learning More about Deep Down Detectives Curriculum, by Resource	14
Learning More about Deep Down Detectives Curriculum, by Activity	16
Customizing the Curriculum: Know Yourself to Know What You Need	21
Customizing the Curriculum: Build-Your-Own-Curriculum Sandwich	22
Common Customizations: by Age Groups	23
Common Customizations: Teaching Situations	25
Maiden Voyage: Testing Out the Curriculum	27
The Real Launch: Implementing the Curriculum in Your Situation	28
Protect Your Investment: Tips on Storing the Curriculum for Future Use	29
Master Supplies List for All Deep Down Detectives Games (this list also included in Appendix B)	33
VBS, Camps and Other Programs	36
The Praise Factory Bible Truths across the Three Curriculums	41
 <b>CORE CURRICULUM FOR Unit 9: Jesus, Immanuel, God with Us</b>	
<b>What Did Jesus Come to Do? Jesus Came to Bring Us to God!</b>	
<b>Bible Truth 1: He Left His Home in Heaven to Save Us</b>	<b>45</b>
Session Prep	46
Unit Overview	47
Bible Truth Overview Sheet	49
Songs Track Numbers	50
Lesson Plan	51
Bible Story	63
Discussion Sheet	69
<b>Bible Truth 2: He Never, Ever Disobeyed God</b>	<b>71</b>
Session Prep	72
Unit Overview	73
Bible Truth Overview Sheet	75
Songs Track Numbers	76
Lesson Plan	77
Bible Story	89
Discussion Sheet	95
<b>Bible Truth 3: He Taught about God and Did Amazing Things</b>	<b>97</b>
Session Prep	98
Unit Overview	99
Bible Truth Overview Sheet	101
Songs Track Numbers	102
Lesson Plan	103
Bible Story	115
Discussion Sheet	119
<b>Bible Truth 4: He Died on the Cross for the Sins of God's People</b>	<b>121</b>
Session Prep	122
Unit Overview	123
Bible Truth Overview Sheet	125
Songs Track Numbers	126
Lesson Plan	127
Bible Story	139
Discussion Sheet	143

<b>Bible Truth 5: He Rose from the Dead</b>	<b>145</b>
Session Prep	146
Unit Overview	147
Bible Truth Overview Sheet	149
Songs Track Numbers	150
Lesson Plan	151
Bible Story	163
Discussion Sheet	165
<b>Bible Truth 6: He Went Up to Rule in Heaven</b>	<b>167</b>
Session Prep	168
Unit Overview	169
Bible Truth Overview Sheet	171
Songs Track Numbers	172
Lesson Plan	173
Bible Story	187
Discussion Sheet	193
<b>APPENDIX A: Songs</b>	<b>195</b>
<b>Index of Songs</b>	<b>196</b>
<b>Track Numbers</b>	<b>198</b>
<b>General Classroom Songs (Used every lesson, every unit)</b>	<b>199</b>
Lyrics	201
Sheet Music	205
<b>Unit 9 Songs (Used every lesson throughout the unit)</b>	<b>209</b>
Lyrics	211
Sheet Music	218
<b>Bible Truth 1 Songs</b>	<b>227</b>
<b>Bible Truth 2 Songs</b>	<b>233</b>
<b>Bible Truth 3 Songs</b>	<b>237</b>
<b>Bible Truth 4 Songs</b>	<b>245</b>
<b>Bible Truth 5 Songs</b>	<b>249</b>
<b>Bible Truth 6 Songs</b>	<b>254</b>
<b>APPENDIX B: Games</b>	<b>261</b>
Games Index	262
Master Supplies List for All Deep Down Detectives Games	263
Bible Verse Games	267
Music, Movement & Memory Activities	280
Bible Story Review Games	293

**APPENDIX C: Crafts and Take Home Sheets** **307**

Bible Truth 1 Crafts	309
Bible Truth 2 Crafts	329
Bible Truth 3 Crafts	349
Bible Truth 4 Crafts	367
Bible Truth 5 Crafts	385
Bible Truth 6 Crafts	403

**APPENDIX D: Free Time Activity Suggestions** **423**

**APPENDIX E: Resources to Make or Buy** **429**

Making a Big Question Box/Briefcase	430
Making a Flannelgraph Storyboard	431
Making Durable Storyboard and Story Scene Pictures	431
Making the Deep Down Detectives Bible Folder	432





## Deep Down Detectives Curriculum Resources

There are five companion resources for each of the sixteen units of Deep Down Detectives. Use whichever resources are useful to your setting. Deep Down Detectives resources are available as free, digital downloads at [praisefactory.org](http://praisefactory.org), or for purchase as hard copies through [amazon.com](http://amazon.com).

Make sure to check out the “Bits and Pieces” section of the Deep Down Detectives curriculum online. It has all of the resources separated out making it easy for you simply to pick, choose and print out whatever you want.

### **Deep Down Detectives Core Curriculum Book, ESV/NIV for each unit**

The Deep Down Detectives Core Curriculum book contains the curriculum introduction, the lesson plans, stories, music, activities and take home sheets for each of the units.

### **Deep Down Detectives Visual Aids with Simple Story Scenes, ESV/NIV for each unit**

This resource provides large, colorful signs of the key concepts used in the unit, PLUS, easy-to-use, colorful scenes that you hold up in sequence as you tell the story. The story text for each scene is printed on the bottom of each scene.

### **Deep Down Detectives Simple Story Scenes, ESV/NIV for each volume**

This resource includes only 2-page overview for Bible Truth, the story scenes, and take home sheets. This is a great, basic resource for use at home and in many classroom teaching situations.

### **Deep Down Detectives Small Format Visual Aids, ESV/NIV (Small Format Storyboard Pictures) for each volume**

This resource provides large, colorful signs of the key concepts used in the unit, PLUS, colorful storyboard (flannelgraph) pictures to cut out and use as you tell each story. These storyboard pictures are for use with storyboards at least 24" x 36" in size.

### **Deep Down Detectives Large Format Visual Aids, ESV/NIV (Large Format Storyboard Pictures) for each volume**

This resource provides large, colorful signs of the key concepts used in the unit. It also provides colorful storyboard (flannelgraph) pictures to cut out and use as you tell each story. These storyboard pictures are for use with storyboards 36" x 48" in size.

All of these materials may be photocopied for non-commercial church, classroom or school use by licensed users.

## Other Resources in the Praise Factory Family of Curriculum


Deep Down Detectives is the second in a family of three, inter-related curriculums:

- Hide 'n' Seek Kids (focus group: ages 2-4; adaptable range: ages 2-pre-K 5's)
- Deep Down Detectives (focus group: ages 4--6's; adaptable range: ages 3-2nd grade)
- PFI: (focus group: grades K-5th grade; adaptable range: pre-K 5's-6th grade)

Each curriculum teaches the same biblical themes, but are presented in greater depth as the children grow and develop. Together, the curriculums work like an expanding spiral of truth that returns to reinforce the same truths with each curriculum, yet leading the children to deeper understanding with each step up.

Learn more about these curriculums as well as other resources and ideas for reaching children with the gospel at: [www.praisefactory.org](http://www.praisefactory.org).



	<h1>DEEP DOWN DETECTIVES</h1> <p>designed for ages 4-6, often used with ages 3-7</p> <p>the second of 3 curriculums in the Praise Factory family</p> <p>downloads and hard-copies available through <a href="http://www.praisefactory.org">www.praisefactory.org</a></p>	<h2>DEEP DOWN DETECTIVES SESSION OVERVIEW</h2> <p><b>Session Format: Circle Times, Free Play and Your Choice of Activities</b></p> <p>Each session is structured around Circle Time and Free Play Time. Circle Times are used to introduce and review the concept, Bible verse, Bible story, and the ACTS prayer. (A prayer including <u>A</u>doration, <u>C</u>onfession, <u>T</u>hanksgiving, and <u>S</u>upplication related to the Bible truth they are learning.) Free play is not only enjoyable, but also helps to replenish attention spans and prepare the children for more group listening later in the session. Every session also includes lots of response activities that you may choose to use during free play time to add as much reinforcement as best suits your children. Each Deep Down Detectives session follows the same four-part format, as described here:</p> <p><b>PART 1: Getting Started</b> A time to welcome the children to the class, enjoy free play, music, and/or play a Bible verse game.</p> <p><b>PART 2: Opening Circle Time</b> The children are gathered together for their primary teaching time. The Big Question and Bible Truth (and related songs) are introduced. A listening assignment* is given, the Bible story told, then the listening assignment answered at the end of story time.</p> <p><b>PART 3: Free Play/Activity Time</b> The children participate in free play and/or response activities.</p> <p><b>PART 4: Closing Circle Time</b> The children gather together for a brief review of what they have learned and a closing prayer. Teachers give out take home sheets as children are dismissed.</p> <p>*As with the other two Praise Factory curriculums, Deep Down Detectives has a few detective-ish elements to it: (1) There is the "Big Question Briefcase" that contains the key concept visual aids and the Bible storyboard pictures that the teacher uses as he teaches. And (2), Each story is called "The Case of the ...." and comes with "Detective Dan's Listening Assignments." These are listening assignments to be solved as the children listen to the story. There are 3 different listening assignments--one for each of the 3 sessions of curriculum included with each Deep Down Detectives Bible Truth. These questions are especially good for use with three-year-olds or older preschoolers.</p> <p><b>Session Length</b> The resources for each Deep Down Detectives session--as described in the lesson plan--are designed for a 60 to 90 minutes session. However, they can be easily tailored to fit a shorter or longer session.</p>
<h2>DEEP DOWN DETECTIVES... AT A GLANCE</h2> <ul style="list-style-type: none"><li>Teaches the 16 Biblical (theological) themes used in all three Praise Factory curriculums, but in greater depth than in Hide 'n' Seek Kids. Each of these themes is presented as a "Big Question and Answer:"</li><li>Each theme is taught as a series of Bible truths that develop the theme. There are 69 Bible truths in all.</li><li>There is one Bible story and one Bible verse for each of the 69 Bible truths. All of the Bible verses are set to music, which can be a great aid in learning and remembering them.</li><li>There are three sessions of curriculum per Bible truth. Use as few or as many as you want. Each is jam-packed with activities.</li><li>The multiple sessions give children the time they need to really learn each truth. The new activities keep the learning fresh each session.</li><li>The curriculum for each Bible truth comes with a fully-scripted lesson plan, beautiful storyboard pictures, games, crafts, take-home sheets, and lots of music.</li><li>The curriculum is flexible and is easily adaptable to many different teaching settings.</li><li>Both downloads and hard copies available.</li></ul>		

*Note: \*If desired, you can start out each of the 16 units of Deep Down Detectives with one session (or more) from Hide ‘n’ Seek Kids curriculum. This creates a nice introduction to the over-arching theme for each unit. It would also add 16 or more sessions to the curriculum.*

DEEP DOWN DETECTIVES SCOPE AND SEQUENCE			
UNIT	BIBLE TRUTHS TAUGHT	UNIT	BIBLE TRUTHS TAUGHT
<b>Unit 1: The God Who Reveals Himself</b> Q: How Can I Know What God Is Like? A: He Shows Me What He's Like!	1. By the Heart He Gave Me to Know and Love Him 2. In Everything I See All Around Me 3. In the Bible, the Perfect Word of God 4. Through His Very Own Son, Jesus Christ	<b>Unit 9: Jesus Christ, Immanuel, God with Us</b> Q: What Did Jesus Come to Do? A: Jesus Came to Bring Us to God!	1. He Left His Home in Heaven to Save Us 2. He Never, Ever Disobeyed God 3. He Taught about God and Did Amazing Things 4. He Died on the Cross for His People's Sins 5. He Rose from the Dead 6. He Went Up to Rule in Heaven
<b>Unit 2: God's Wonderful Word, the Bible</b> Q: What's So Special about the Bible? A: It Alone Is God's Word!	1. God Made Sure It Was Written Down Just Right 2. It Tells Us about God and His Plans 3. God Uses It to Save His People 4. God Uses It to Change His People	<b>Unit 10: The Holy Spirit: The Indwelling God</b> Q: What Does the Holy Spirit Do in God's People? A: He Changes Their Hearts!	1. The Holy Spirit Lives in God's People 2. The Holy Spirit Gives God's People Courage 3. The Holy Spirit Gives God's People Wisdom 4. The Holy Spirit Builds God's Church
<b>Unit 3: The Good News of God, the Gospel</b> Q: What Is the Gospel? A: Salvation through Faith in Jesus Christ!	1. God Made Us and We Should Obey Him 2. We Have All Disobeyed God and Deserve His Punishment 3. God Sent Jesus to Pay for God's People's Sins 4. God Saves All Who Repent of Their Sins and Trust in Jesus	<b>Unit 11: The God Who Saves</b> Q: How Can We Be Saved? A: It Is God's Free Gift!	1. When We Trust in Jesus as Our Own Savior 2. When We Tell God Our Sins and Turn Away from Them 3. When the Holy Spirit Works in Our Hearts
<b>Unit 4: The God Like None Other</b> Q: Can Anybody Tell Me What the LORD Is Like? A: He's Not Like Anyone Else!	1. He Is a Glorious Spirit 2. He Is the One, True God 3. He Is God the Father, Son and Holy Spirit: One God, but Three Persons 4. He Is Everywhere, All the Time 5. He Knows Everything There Is to Know 6. He Is Perfectly Holy, Purely Good 7. He Can Do Anything He Wants to Do 8. He Is Always Faithful, Through and Through	<b>Unit 12: God's People Live for Him</b> Q: How Should God's People Live? A: They Should Live Like Jesus!	1. By Asking God for His Help 2. By Loving Him Most of All 3. By Loving Other People as God Has Loved Them 4. By Trusting God and Being Happy with What He Wants 5. By Learning God's Word and Obeying It 6. By Saying "No" to Disobeying God 7. By Telling the Good News of Jesus 8. By Making Much of God
<b>Unit 5: God, the Good Creator</b> Q: Can You Tell Me What God Made? A: God Made All Things Good!	1. He Made Everything Good in Heaven and Earth 2. He Made People in a Special Way	<b>Unit 13: The Sustaining God</b> Q: Why Do God's People Keep Believing in Him? A: It Is God's Sustaining Grace!	1. God Alone Sustains His People 2. God the Father Promises to Help His People 3. Jesus Provides God's People with Everything They Need to Live for Him 4. The Holy Spirit Works in His People 5. The Word of God Grows God's People 6. God Uses His People to Strengthen and Comfort Each Other
<b>Unit 6: God, the Just and Merciful</b> Q: How Did Bad Things Come into God's Good World? A: Bad Things Came Through Sin!	1. When Adam and Eve Chose to Disobey God 2. When It Spread to the Whole World	<b>Unit 14: The God Who Delights in Our Prayers</b> Q: How Does God Want Us to Pray? A: Every Night and Day!	1. He Wants Us to Praise Him 2. He Wants Us to Confess Our Sins to Him 3. He Wants Us to Thank Him 4. He Wants Us to Ask Him to Do Great Things
<b>Unit 11: The God Who Saves</b> Q: How Can We Be Saved? A: It Is God's Free Gift!	1. When We Tell God Our Sins and Turn Away from Them 2. When We Trust in Jesus As Our Own Savior 3. When the Holy Spirit Works in Our Hearts	<b>Unit 15: God's People Gather Together</b> Q: Why Do God's People Go to Church? A: To Worship God and Love One Another!	1. By Praising God for Jesus' Win over Death 2. By Learning from God's Word, the Bible 3. By Caring for Each Other's Needs 4. By Telling What God Has Done and Praying 5. By Baptizing People Who Trust in and Live for Jesus 6. By Remembering Jesus Died to Save Them
<b>Unit 8: The God Who Loves</b> Q: What Is God's Love for His People Like? A: It's More than They Could Ever Deserve!	1. He Gave His Son, Jesus to Save Them 2. He Always Takes Care of Them 3. He Uses Their Sadnesses for Good 4. He Will Never Stop Loving His People	<b>Unit 16: Jesus, the Returning King</b> Q: What Will Happen When Jesus Comes Back? A: God Will Make Everything New!	1. Jesus Will Judge All People Fairly 2. God's People Will Live Happily with God Forever



## Session Prep (especially good for newbies!)

### Pray!



Pray for the Holy Spirit to be at work in your and the children's hearts.

### Review



If new to the curriculum, look at the **Getting Started with Deep Down Detectives section of the Core Curriculum book**. (p.5) It will be especially helpful to read through the Deep Down Detectives section of **The Praise Factory Tour: Extended Version Book**. This is a visual way to understand what goes on in the classroom. (A pdf of the book is found in the samples section on the website.)

### Look through and Learn the Lesson



Read over **lesson plan**. Practice any **songs or action rhymes** you are using. Choose/make up motions to go with these. Choose less with younger children and more with older preschoolers. **Practice the lesson with the visual aids** and using the Big Question Box/Briefcase.

### Read and Rehearse the Bible Story with Pictures



Read the Bible story from the Bible. Read the curriculum version. Practice telling it with the storyboard pictures. (If you have not previously laminated the story pictures, do that now.) Or, rehearse it from the Simple Story Scenes, if you are using those.

### Let There Be Music



Download the music and listen to the songs. Choose which of the songs you will use with the children. If using live musicians, make sure they have the sheet music (Appendix A, Core Curriculum book).

### Put the Props in Place



1. Prepare your Visual Aids. Put the Big Question, Unit Bible Truths, Bible Truth, Bible Verse, and Listening Assignment signs, as well as the Bible Story script in one side of the Bible folder.
2. Get out your storyboard. If using Simple Story Scenes, put these in your Bible Folder. Or, if using the individual storyboard figures, put all background pictures in place (they have a BG by the number). Put the rest of the storyboard pictures (these have a SB by the number) in order of use in the other side of the Bible folder.
3. Put the DDD Bible Folder as well as the Big Question sign in the Big Question Box/Briefcase and shut it. If your box/briefcase has locks and you want to use the unlocking the box as part of your session, lock it now....but make sure you have the key or know the code first.
4. Prepare the music CD or sheet music or mp3 device for use in your session.

### Set Out Free Play Activities



Choose and set up free time activities you will use with the children. Choose a variety of different activities that will be enjoyed by different types of children. Rotate the activities you provide to keep them interesting and fresh to your children. (Suggestions in Appendix D, Core Curriculum books.)

### Prepare Any Activities



Choose which (if any) of the Bible Truth games and crafts activities you want to use in the session. Bear in mind your time frame as well as the developmental abilities and attention span of your children as you decide which/how many to prepare. **Look over the Discussion Sheet** and choose a few questions you might use to spark discussion with the children as they do their activities (especially good for ages 3's+). Pray for God to give you opportunities to talk about these things with the children.

### Let Them Take It with Them



Make copies of the craft/take home sheets, if you are not already using them as one of your activities. You may also want to make copies of the story (see take-home version of each story included in Appendix C with the other take home resources) to have for parents to use with their children at home. There's a link on each craft/take home sheet to the story, if you don't make hard copies.






### Store It



After your session is over, collect the resources and store them for future use. This curriculum can be used over and over for years to come.

## Learning More about Deep Down Detectives Curriculum, by Resource

The extra-depth information starts here! This section will describe important features of the Deep Down Detectives curriculum. Look at each resource in the Deep Down Detectives Core Curriculum and Visual Aid books as you read below. **This first section takes a look at the major resources used in presenting the curriculum.**

<p><b>Scripted Lesson Plan</b></p>  <p><i>Found in the Core Curriculum books</i></p>	<p>There are <b>three lessons of curriculum</b> provided for each Bible Truth. Since much of the text is the same for all three lessons, <b>only one lesson plan is needed</b>. The different activities for each lesson are noted where they occur. The lesson plans are fully-scripted. This helps even the most inexperienced teacher to know what to say and do. They train your teachers in what to say and do, every step of the way. Notice <b>the green squares with numbers</b> found in the left side bar of the lesson plan. These are references to the visual aids the teacher can use with the children as she teaches.</p>
<p><b>Visual Aids</b></p>  <p><i>Resources found in the Deep Down Detectives Visual Aids books</i></p>	<p>Visual aids are very important in the Deep Down Detectives curriculum. They help the children learn, and keep them focused and interested. Visual aids also help even the newest teacher teach with greater ease. All of the visual aids are used with the <b>Big Question Box/Briefcase</b> and are revealed as the lesson progresses. They include the Big Question and Answer sign, the Unit Bible Truths sign, the Bible Truth sign, the Bible Verse sign, the Listening Assignments (used as the children listen to the Bible story), and the storyboard pictures used with the Bible story.</p>
<p><b>Big Question Box/Briefcase</b></p>  <p><i>Directions for making this are found in the back of the Deep Down Detectives Core Curriculum books</i></p>	<p><b>The Big Question Box/Briefcase</b> is a simple box with a lid that you buy or make; or, you can use a briefcase with a combination lock (kids love this!). Inside the Big Question Box/Briefcase are the props for key teaching concepts (Big Question and Answer; Unit Bible Truths, the Bible Truth concept, the Bible verse and Bible story. While not absolutely necessary, the Big Question Box adds a lot of interest to the lesson.</p>
<p><b>Deep Down Detectives "Bible" Folder</b></p>  <p><i>Directions for making this are found in the back of the Deep Down Detectives Core Curriculum and Visual Aids books</i></p>	<p>The Deep Down Detectives "Bible" Folder is a large, homemade folder <b>made from a 22" x 28" piece of poster board</b>. Images for the front and back of this mock Bible can be glued in place. 8.5" x 11" front and back cover images are included in the Deep Down Detectives Visual Aids in the back. Larger versions of the front and back covers are found online for download with the resources for each unit.</p> <p>Inside this over-sized folder, the teacher places the Bible Verse, the Listening Assignment for the Bible story, the text to the Bible story and the storyboard pictures. The point of this Bible folder is for children to begin to grasp that the truths they are learning come from the Bible.</p>
<p><b>Simple Story Scenes, Storyboard &amp; Storyboard Pictures</b></p>  <p><i>Directions for making these are found in the back of the Deep Down Detectives</i></p>	<p>Beautiful <b>storyboard pictures</b> have been created for you to put up on a feltboard to bring the story alive. (These figures are also used in the <b>Bible Story Review Game</b>.) The storyboard pictures are found in the <b>Deep Down Detectives Visual Aids Book</b> for each unit. <b>See Core Curriculum Appendix E for preparation instructions.</b></p> <p><b>Simple Story Scenes</b> are the easiest way to use the pictures. Each story is simply told with book-like illustrations and story text along the bottom.</p> <p>If you want a more traditional flannelgraph approach, choose the <b>Storyboard Pictures</b>. These are individual figures that let you build your own scene and allow kids to help put up the pictures. Fun, but they are more work. There are <b>two, different sizes of storyboard pictures</b> you can choose from. Small Format for the smaller class or home setting. Large Format, for a larger class.</p>

## Learning More about Deep Down Detectives Curriculum, by Resource

### Two, Colorful Ways to Present the Story: Story Scenes OR Storyboard (Flannelgraph) Pictures



*Directions for making these are found in the back of the Deep Down Detectives Core Curriculum and in the Visual Aids books*

Beautiful **pictures** have been created to help you bring the story alive.

**The Deep Down Detectives Visual Aids and Story Scenes Book** for each unit is the easiest way to access these pictures. Ten, colorful, 11" x 17" scenes with text on back can be held up as you tell the story. Each comes as two, 8.5" x 11" sheets which are taped together to create each 11" x 17" scene. Quick to prepare. Easy to use.

Or, you can use the **Storyboard Pictures**, which are individual, flannelgraph pieces that you put up on a felt storyboard as you tell the story. There are **two, different sizes of storyboard pictures** you can choose from. **The pictures in the Deep Down Detectives Small Format Visual Aids books fit on 24" x 36" to 36" x 48" storyboards.** Plenty for a smaller class or home setting. Or, for **larger classroom settings**, choose **The pictures in the Deep Down Detectives Visual Aids (Large Format Storyboard pictures) books work best on a storyboard that is AT LEAST 36" x 48"**.

Those with less prep time or with less experience teaching may feel more at ease with the Storybook Scenes. The storyboard pictures do take time to cut out and laminate. You do need to take time to learn to tell the story with them. But, the children love watching the story unfold as you put up the storyboard pictures. And, they can take an active role in helping put them up, which is of great, educational benefit. We (CHBC) actually use both. We love to tell the story with the Story Scenes; then, we have the children review the story by reconstructing it with the Storyboard Pictures. They are like a big puzzle that kids love to put together. Either or both are all great options.

### Deep Down Detectives Music



*Songs for each unit found in the back of the Core Curriculum book*

Lyrics and sheet music for the songs used with each unit are actually included within the Deep Down Detectives Core Curriculum books in Appendix A.

### Deep Down Detectives Audio mp3's



*Resources found online only with the resources for each unit*

The audio music for each unit is **included in a zip file** found on the Praise Factory website with the resources for each Deep Down Detectives unit.




Download the zip file from the website to a desired location on your computer. Open the zip file by choosing the "extract" option (often shows up when you right click your mouse over the file.) Once they are extracted, you can access them.

You also can play the songs right off of the website from the Deep Down Detectives "Just Music" section.

Or, you can download the QR code sheet of songs used with each Bible Truth.

## Learning More about Deep Down Detectives Curriculum, by Activity

This section describes the activities offered in the Deep Down Detectives curriculum, in order of use. Look at them in the Deep Down Detectives Core Curriculum and Visual Aids books as you read below.

<p><b>Intake Activities</b></p> 	<p>These are activities that help the children settle in their class and get ready for learning. They are open-ended so that any child can join in as they are checked into class. <b>Younger children</b> typically do a free time activity.</p> <p><b>Older children</b> typically play a Bible Verse Memory Game or take part in the Sing-along Music Time. Adding the Music, Movement &amp; Memory Activity to the singing can be especially enjoyable for these children.</p> <p>Both the <b>Bible Verse Memory Game</b> and the <b>Music, Movement &amp; Memory Activity</b> are some of the games included in the Response Activities section of the lesson plan. There are three sets of these games suggested, enough for a new set of game for each of the three lessons included with each Bible Truth. <b>Game directions are found in Appendix B of each Deep Down Detectives Core Curriculum book.</b></p>
<p><b>The Classroom Song</b></p> 	<p>Transitions between activities can be difficult, particularly for preschoolers. The Classroom Song is a simple song with four verses used at transition times to make transitions easy and fun.</p> <p><b>Verse 1: The Gathering Verse</b> invites the children to gather together to worship God.  <b>Verse 2: The Go and Play Verse</b> dismisses the children to play time.  <b>Verse 3: Time to Go &amp; Tell Verse</b> transitions the children to Closing Circle Time,. It is used not only to help them remember what they have learned in class , but also to go and tell others what they've learned  <b>Verse 4: What's Our Big News Verse</b> asks the children to think about what they will go and tell others as they are dismissed.</p> <p><b>The lyrics to the Classroom Song are included in the lesson plan. Large format lyrics and sheet music are included in Appendix A of each Deep Down Detectives Core Curriculum book. An audio version of each verse is included in the unit music.</b></p>
<p><b>The Deep Down Detectives Theme Song</b></p> 	<p>Circle Time opens with the curriculum theme song. It reminds the children what their learning time is about. <b>The lyrics to the Classroom Song are included in the lesson plan. Large format lyrics and sheet music are included in Appendix A of each Deep Down Detectives Core Curriculum book. The song audio included with the rest of the unit songs.</b></p>
<p><b>The Classroom Rules Song</b></p> 	<p>A major challenge and important goal with preschoolers is teaching them how to act in a more formal, group teaching setting. Remember this and do not let yourself become frustrated. Your work with the children now will make way for easier teaching as they get older. Reviewing simple and clear classroom rules, then praying for God's help with the children is a great way to start every session During the rest of the session, you may want to refer back to the rules, praising the children when they are keeping them well or reminding them of the rules when addressing problems.</p> <p>The Classroom Rules Song provides a simple, fun to sing/say chant of class rules. It helps remind children of the behavior expected of them in class.</p> <p><b>The lyrics to the Classroom Rules Song are included in the lesson plan. Large format lyrics and sheet music are included in Appendix A of each Deep Down Detectives Core Curriculum book. The audio for this song is included in the unit music.</b></p>



## Prayers



**Two prayers** are used in each session: an **Opening Prayer** and an **Unit ACTS** prayer.

**The Opening Prayer** stays the same for every session of Deep Down Detectives. It is a prayer asking for God's help to keep the class rules and to learn about Him.

The Opening Prayer can be introduced with the **"Let's Pray!" Song/rhyme**.

**The ACTS Prayer** changes with each Bible Truth. It is called an ACTS prayer because it incorporates four elements of prayer: Adoration (praising God for who He is); Confession (asking forgiveness for our sins); Thanksgiving (thanking God for what He's done, especially through Jesus); and, Supplication (asking God to do great things). It centers around the Bible Truth the children are learning. The ACTS prayer for each Bible Truth can be introduced by the **ACTS Prayer Song**, which helps familiarize the children with the four elements of prayer represented by A, C, T, and S.

The lyrics to "Let's Pray" and the "ACTS Prayer Song" **are included in the lesson plan. Large format lyrics and sheet music are included in Appendix A of each Deep Down Detectives Core Curriculum book. The audio for these songs is in the unit music.**

## The Big Question & Answer



## The Big Question Box Song



The Big Question and Answer is introduced by the use of a 8 1/2" x 11" two-sided **Big Question and Answer sign**. This sign is hidden in **The Big Question Box/Briefcase**, a simple box with a lid you can buy or make; or, a briefcase. (Suggestions for making or buying one included in the Core Curriculum books in Appendix E).

The children sing/say the **Big Question Box/Briefcase Song**, then the teacher or a designated child opens the box/briefcase and gives it to the teacher to hold up and read to the children. The teacher and children then sing the **Big Q & A Song**: the Big Question and Answer set to the tune of a familiar nursery rhyme.

The words to the Big Question Box Song **are included in the lesson plan. Large format lyrics and sheet music are included in Appendix A of each Deep Down Detectives Core Curriculum book. The audio for this song is included the unit music.**

## Big Question Action Rhyme and Song



The meaning of the Big Question and Answer is explained by use of an action rhyme. The action rhyme includes actions that you can do as you say it. Use as few or as many of the actions as you deem appropriate for your children.

Or, you can sing the **Big Question Song**, which incorporates the same concepts into a song.

The lyrics to the Big Question Song **are included in the lesson plan. Large format lyrics and sheet music are included in Appendix A of each Deep Down Detectives Core Curriculum book. The audio for this song is in the unit music.**

## Unit Bible Truths



Having learned the Big Question and Answer for the unit, now it's time to introduce the Bible Truths about this Big Question that the children will be learning. The teacher holds up the **Unit Bible Truths sign** that show all the Bible Truths in the unit. (There are anywhere from two to eight truths in a unit). He tells the class that these are the truths they will be learning about the Big Question, one by one. This helps the children to group the truths together and review what they are as they progress through the unit.



## The Bible Truth Clue Sign



Having shown the children all the Bible Truths, the teacher is now ready to focus in on the one of the Bible Truths. The teacher/designated child will take the **Bible Truth Clue sign out of the Big Question Box/Briefcase** and show it to the class. At first, he only shows them the words on the top of the sign (use one hand to cover up the answer along the sign's bottom). He reads the words along the top, emphasizing the word that is missing. The class listens to the clue hint and works together to come up with the missing word. The teacher reveals the answer, then reads the meaning of the Bible Truth off of the back of the sign (or from the lesson plan.) There are three lessons for each Bible Truth, allowing the children to learn and master the concept before moving onto the next one.

## The Bible Chant



The kids prepare to hear teaching from the Bible by singing/saying **the Bible Chant Song**. This is a simple jingle that reminds the kids that the Bible is very special because it alone is God's Word.

The lyrics to the Bible Chant **are included in the lesson plan. Large format lyrics and sheet music are included in Appendix A of each Deep Down Detectives Core Curriculum book. The audio for this song is in the unit music.**

## The Deep Down Detectives "Bible" Folder



After singing the Bible Chant song, the teacher/designated child pulls out the **Deep Down Detectives "Bible" Folder** from the **Big Question Box/Briefcase**. As explained previously, the point of this Bible folder is for children to begin to grasp that the truths they are learning come from the Bible. The Deep Down Detectives "Bible" Folder is a large, homemade folder made from a 22" x 28" piece of poster board. Images for the front and back of this mock Bible can be glued in place. Inside this over-sized folder, the teacher places **the Bible Verse, the Listening Assignment for the Bible story, the text to the Bible story and the storyboard pictures.**

## The Bible Verse and Song



**The first thing that the teachers pulls out of the "Bible" folder in the Bible verse.**

**Only one Bible verse is taught with each Bible truth.** This gives the children three lessons to really learn the verse and its meaning--not just hear it and forget it. The Bible verse is reinforced even more through **the Bible Verse Song**. This song is used as part of the regular teaching time in Circle Time, as well as in the **Music, Movement and Memory activities**, described next. These activities provide even more opportunities for learning the verse.

The lyrics to the Bible Verse Song **are included in the lesson plan. Large format lyrics and sheet music are included in Appendix A of each Deep Down Detectives Core Curriculum book. The audio for this song is in the unit music.**

## The Bible Story and Resources



**Only one Bible story is used in each Bible truth.** Instead of tiring of hearing the same story for three lessons, the children are delighted to have a chance to master it.

**Optional actions/questions are woven into the story text.** Beautiful **storyboard pictures** have been created for you to put up on a feltboard to bring the story alive. (These figures are also used in the **Bible Story Review Game**.) The storyboard pictures are found in the **Deep Down Detectives Visual Aids books. Or, use Simple Story Scenes.**

Directions for making a homemade storyboard board and for making durable storyboard pictures are found in the Core Curriculum books.

While the same Bible story is used for all three lessons, there is a different "listening assignment" for each lesson. These are called **"Detective Dan's Listening Assignments."** (These listening assignments will probably be **too much for two year olds; can be useful in developing a three year olds listening skills; and, and are great for children older than this.**

Finish your story time by answering the listening assignment; sharing the gospel, and praying the ACTS (Adoration, Confession, Thanksgiving, Supplication) prayer; and, two response songs.

Story Response Songs



There is a hymn and a praise song that you may choose to close Opening Circle Time with. Each unit features a different pair of response songs, related to the unit Big Question and Answer. This gives the children many lessons to learn these songs. A short unit tie-in description is included with each song.

The words to these two songs **are included in the lesson plan. Large format lyrics and sheet music are included in Appendix A of each Deep Down Detectives Core Curriculum book. The audio for this song is in the unit music.**

Response Activities: Games and Crafts



After Opening Circle Time, the children can either enjoy free play (**see Core Curriculum Appendix D for suggestions**) or one of the many game or craft activities. The games and crafts are all created to help reinforce the truths the children have just learned in Circle Time. These are all created to help reinforce the truths the children have just learned in Circle Time.

There are **three, different games suggested for each lesson:** the Bible Verse Game, the Bible Story Game, and the Music, Movement & Memory Activity. And, there is a **simple coloring craft/take home sheet for each of the three lessons, as well as three extra crafts that can be used at any time.**

**Because there are so many response activities, some teachers like to incorporate some of them as Intake Activities at the beginning of a session.**

Let's look at each of these activities, starting on the next page.

**Response  
Activities:  
Games**



When Opening Circle Time ends, the children can either enjoy free play or one of the many game or craft activities. **The games are referenced in the lesson plans, but are listed in Appendix B at the back of each Deep Down Detectives Curriculum book. The crafts are referenced in the lesson plan, but instructions and any pages to be photocopied are found in Appendix C at the back of each Deep Down Detectives Curriculum book.**

Let's look at the games, then the crafts.

**The Bible Verse  
Game**



**The Bible Verse Game** helps the children learn the Bible verse and think about what it means. **The Bible verse games are referenced in the curriculum, but listed in Appendix B in each Deep Down Detectives Core Curriculum book.**

**The Bible Story  
Review Game**



The **Bible Story Review Game** helps the children think about what they learned in the story. It uses the **Storyboard Pictures** from the Bible story. **The Bible Story games are referenced in the curriculum, but listed in Appendix B in each Deep Down Detectives Core Curriculum book.**

**Music,  
Movement &  
Memory  
Activity**



The Music, Movement & Memory Activities have the children do certain movement or use **simple homemade (or store bought) musical instruments**, as they sing songs or say the Bible verse. A **simple hymn** and **praise song** as well as the **Bible Verse Songs** and **Big Question Song** are suggested for use. A short blurb describing how each song ties in with the Bible Truth concept is given. **The Music, Movement & Memory Activities are referenced in the curriculum, but listed in Appendix B in each Deep Down Detectives Core Curriculum book.**

The lyrics and sheet music to these songs are included in the Core Curriculum books. The audio for these songs is found with each unit's music.

All three of these activities are part of a **collection of games that can be assembled ahead of time, then stored** for use throughout the curriculum on a rotation basis. This makes it easy to keep each lesson active and fun, but with less prep work. **A complete list of supplies need to make the games is included in later in this chapter and in Appendix B of each Core Curriculum book.**

**Response  
Activities:  
Crafts**

**Coloring Pages/  
Take Home  
Sheets**








There are both coloring pages/take home sheets as well as a few extra crafts available with each Bible Truth. **The crafts are referenced in the lesson plan, but instructions and any pages to be photocopied are found in Appendix C at the back of each Deep Down Detectives Core Curriculum book.**

A coloring page is provided for each of a Bible Truth's three lessons. On the back of each page are the key concepts, a few questions; an ACTS prayer; and, a song/s for parents to use with their children that act as a take home sheet. There is a different emphasis for each lesson's coloring sheet that corresponds with the listening assignment for the lesson:








- Lesson 1 Coloring Sheet Emphasis: The Bible Truth
- Lesson 2 Coloring Sheet Emphasis: The Bible Verse
- Lesson 3 Coloring Sheet Emphasis: The ACTS Prayer

While these are simple, coloring sheets, they can be easily turned into something more. Upgrade your coloring sheet to a more interesting craft by offering simple embellishments, such as jiggly eyes, craft sand, glitter, glitter glue, colored paper dots (made with a hole punch), fabric scraps, etc. Make cut-to-size glued-on clothes, hair, etc. for characters by using a copy of the coloring sheet, cutting out the selected portions and making them the patterns for whatever you want to cut out of fabric, paper, foil, etc.

<p><b>Response Activities: Crafts</b></p> <p><b>Extra Crafts</b></p> 	<p>With each Bible Truth, there are three extra crafts included for use at any time.</p> <p>These are a <b>Go-and-Tell Craft</b>; a <b>Bible Story Coloring Picture</b> and a <b>Bible Story Puzzle</b> (which is the Storyboard Picture Placement page from the story, which you can cut out into the appropriate number of puzzle pieces for your children, then re-assembled by them).</p> <p><b>Like the other crafts in the curriculum, these extra crafts are referenced in the lesson plan, but instructions and any pages to be photocopied are found in Appendix C at the back of each Deep Down Detectives Core Curriculum book.</b></p>
<p><b>Response Activities: Discussion Sheet</b></p> 	<p>The discussion sheet contains questions about the key concepts used in the Bible Truth. These can be used to spark good conversation as the children are coloring. They can also be used as part of the games and other activities to add even more depth.</p> <p>They are most appropriate for use with children ages 3 and up.</p>
<p><b>Take Home Resources</b></p> <p><b>Coloring Pages/ Take Home Sheets</b></p>  <p><b>Take Home Version of the Bible Story</b></p> 	<p>There is a different coloring page/take home sheet for each of the three lessons provided for every Bible Truth. Each take home sheet has a slightly different emphasis, but they all include the key concepts and a few questions. They also tell parents where they can find the full script to Bible story and other resources on the Praise Factory website (in the Parents' Resource section for the curriculum), if they want to use them at home with their children.</p> <p>The <b>front side is the coloring page and the back side is the take home sheet. The coloring pages/take home sheets are referenced in the lesson plan, but the pages to be photocopied are found in Appendix C at the back of each Deep Down Detectives Core Curriculum book.</b></p> <p>There is also a <b>take home version of the story</b> that you can give out along with the take home sheets. This is also available online in the Deep Down Detectives parents' resources section.</p> <p><b>This version of the Bible story is referenced in the lesson plan, but is included in Appendix C at the back of each Deep Down Detectives Core Curriculum book.</b> It is also available online in the Deep Down Detectives Parent Resource section, as parents are reminded on each take home sheet along the bottom.</p>
<p><b>Music Resources</b></p> <p><b>Lyrics and Sheet Music</b></p>  <p><b>audio mp3's of the songs</b></p>	<p><b>Lyrics and sheet music for the songs used with each Bible Truth are included within the Deep Down Detectives Core Curriculum books.</b></p> <p>Each lesson plan includes the lyrics to the core songs used with each Bible Truth. Large format lyrics and sheet music for the songs is included in Appendix A of each Core Curriculum book.</p> <p>Frequently, the lesson plan references extra songs. The lyrics and sheet music to these extra songs are only found in Appendix A with the other unit songs.</p> <p>The songs can be downloaded from the <a href="http://praisefactory.org">praisefactory.org</a> website. There are 16 zip files of mp3s of songs, one for each of the 16 Deep Down Detectives units. Or, you can download the QR code sheets of links to the songs.</p>









## Customizing the Curriculum: Know Yourself to Know What You Need

A good, curriculum custom-fit starts with thinking carefully about those involved. Here are six, key factors to consider. (The Children's Ministry Questionnaire will guide you through these issues in much greater depth.)

 <p><b>Your Children's Abilities</b></p>	 <p><b>Your Teachers' Agility</b></p>	 <p><b>Your Time Capacity</b></p>
<ul style="list-style-type: none"> <li>+ readers/pre-readers?</li> <li>+ age groupings in the same class</li> <li>+ attention span</li> <li>+ exposure to the gospel?</li> <li>+ etc.</li> </ul>	<ul style="list-style-type: none"> <li>+ teaching experience</li> <li>+ experience with children</li> <li>+ classroom experience</li> <li>+ their own spiritual maturity</li> <li>+ etc.</li> </ul>	<ul style="list-style-type: none"> <li>+ Thirty minutes or one hour?</li> <li>+ Once a week/five days a week?</li> <li>+ A camp session/a V.B.S</li> <li>+ School year/a full year?</li> <li>+ etc.</li> </ul>
<div data-bbox="324 772 1289 1507">  <p>Who are we?</p> <p>What can we do?</p> <p>What do we need?</p> <p>What should we do?</p> </div>		
 <p><b>Your Teaching Locality</b></p>	 <p><b>Your Ministry Priorities</b></p>	 <p><b>Your Practicalities</b></p>
<ul style="list-style-type: none"> <li>+ Home, church or school?</li> <li>+ Urban, suburban or rural?</li> <li>+ Storage space available?</li> <li>+ Classroom size?</li> <li>+ etc.</li> </ul>	<ul style="list-style-type: none"> <li>+ Who gives you spiritual oversight?</li> <li>+ What do they want you to teach?</li> <li>+ Are they willing to look over the curriculum/help find and screen teachers?</li> <li>+ etc.</li> </ul>	<ul style="list-style-type: none"> <li>+ What is your budget?</li> <li>+ Who will prepare the curriculum?</li> <li>+ How much time do they have?</li> <li>+ Is there anyone willing/able to oversee the start up and implementation of a new curriculum?</li> </ul>



## Customizing the Curriculum: Build-Your-Own-Curriculum Sandwich

	<p>You've thought about who you are, what you need, what you can do, and what you can should do. Now it's time to customize your own curriculum version. We like to think of this process as similar to creating your favorite sandwich. Start with what you know has to be there, then add in extras until you get just what you want. You might be a "meat-only" sandwich, needing only the very basics of the curriculum. Or, you want "the works"--the whole curriculum, just as it is written. Many people use something in between. The important thing is to keep in mind the specifics of your teachers; your children; your time constraints; and, your ministry situation. Then build your own version of Deep Down Detectives that works best for you. Bon appetit!</p>	
<b>1. Start with the Meat:</b> Core Curriculum 	<b>Resources:</b> <ul style="list-style-type: none"> <li>• Big Question and Answer</li> <li>• Bible Truth</li> <li>• Bible Verse</li> <li>• Bible Story</li> </ul>	<p>These are the backbone of biblical truth for the curriculum. You really only have to have these. Everything else is extra!</p>
<b>2. Choose Your Cheese:</b> Response Activities 	<b>Resources:</b> <ul style="list-style-type: none"> <li>• Bible Memory Game</li> <li>• Bible Story Review Game</li> <li>• Music, Movement &amp; Memory</li> <li>• Crafts</li> </ul>	<p>Response activities are second in importance only to the "meat." They are enjoyable, hands-on activities that help the children learn and retain the "meat" of biblical truths.</p>
<b>3. Add the Lettuce:</b> Intake Activities 	<b>Resources:</b> <ul style="list-style-type: none"> <li>• Free Play</li> <li>• Activity Centers</li> <li>• Unit Songs</li> <li>• Bible Memory Game</li> </ul>	<p>Intake Activities are a nice addition to your curriculum "sandwich", but you don't have to have them. They often help the children settle better in class and prepare them for learning.</p>
<b>4. Throw on Extra Veggies:</b> Zesty Extras 	<b>Resources:</b> <ul style="list-style-type: none"> <li>• Deep Down Detectives Song</li> <li>• Classroom Rules Chant</li> <li>• The Big Question Box Song</li> <li>• The Bible Song</li> <li>• Let's Pray Song</li> <li>• ACTS Prayer Song</li> </ul>	<p>These are few extras that add zest to the curriculum. The Classroom Rules Song is especially helpful for reminding the children of expected classroom behavior in a fun way.</p>
<b>5. Spread on Condiments:</b> Transitions 	<b>Resources:</b> <ul style="list-style-type: none"> <li>• The Classroom Song (4 verses)</li> </ul>	<p>Harnessing the transition points in your curriculum can make teaching much easier for your teachers and actually fun for your kids. The Deep Down Detectives curriculum uses music to structure and teach the children through every transition.</p>
<b>6. Choose Your Bread:</b> Curriculum Presentation Features 	<b>Resources:</b> <ul style="list-style-type: none"> <li>• Big Question Box/Briefcase</li> <li>• Storyboard Pictures</li> </ul>	<p>These are resources that are used to present the curriculum to the children. They help keep the children focus and make the learning more visual and interactive.</p>
<b>7. Prepare It for Carry Out</b> Take Home Resources 	<b>Resources:</b> <ul style="list-style-type: none"> <li>• Coloring Sheet/Take Home Sheet for each lesson</li> <li>• Take Home version of each story</li> </ul>	<p>Take home resources are a great way for parents to know what their children are learning and to provide them with a tool for further discussion.</p>

## Common Customizations: Age Groups

Having considered these questions, put this information to work to build your version of the curriculum.

Here are some ways we have customized the curriculum or seen it customized by others:

<b>CUSTOMIZE BY: Age Group</b>	
<b>2 year olds</b>	<p><b>GENERAL OBSERVATIONS:</b> You are doing well just to get these children to begin to sit as a group. Build up to this, as they get adjusted to a classroom setting. Set your expectations LOW! Helping the children learn how to be a group prepares them for learning more later and even more being able to join in the church service better. This, by itself, is a job well-done.</p> <p><b>NUMBER OF LESSONS OF A BIBLE TRUTH USED:</b> All three lessons for sure! Repetition is great for these kids! <b>But, if you go at this rate, you will not get very far through the 69 Bible Truths in a year. Consider using Hide 'n' Seek Kids instead.</b></p> <p><b>SUGGESTIONS FOR HOW TO USE THE CURRICULUM:</b>  <b>Opening Activity Time:</b> <ul style="list-style-type: none"> <li>• Free play time as they come to class</li> <li>• You can have unit music playing in the background</li> <li>• Use the Classroom Songs to begin to teach them about transitions</li> </ul> <b>Opening Circle Time:</b> <ul style="list-style-type: none"> <li>• Use the Big Question Box/Briefcase</li> <li>• Teach them the Big Question</li> <li>• Sing the Big Question Song (short, nursery rhyme version)</li> <li>• Teach them the Bible Truth</li> <li>• Tell them the Bible Verse (maybe sing the song)</li> <li>• Tell the Bible story, using the storyboard</li> <li>• Do not expect these children to be able to do the listening assignment.</li> <li>• End with the ACTS prayer or an even shorter prayer, if attention is lagging.</li> </ul> <b>Response Activity Time:</b> <ul style="list-style-type: none"> <li>• Dismiss to free play time.</li> <li>• You can have unit music playing in the background.</li> <li>• Offer the coloring sheet/take home sheet craft after they have played for a while.</li> <li>• You MIGHT be able to weave a few of the discussion questions into your conversations with the children as they play or do their coloring sheet... but don't count on it. It's just fine if they don't! They are only two years old!</li> </ul> <b>Closing Circle Time:</b> <ul style="list-style-type: none"> <li>• Use the Classroom Songs to gather them back together.</li> <li>• Ask them the Big Question and Answer, tell them the Bible Truth, and sing the short Big Question Song again.</li> <li>• End with the ACTS prayer or an even shorter prayer, if attention is lagging.</li> </ul> <b>Dismissal:</b> <ul style="list-style-type: none"> <li>• Give out the take home version of the Bible Story, the day you start a new Bible Truth.</li> <li>• Give out coloring sheet/take home sheet for the lesson.</li> </ul> </p>

## Common Customizations: Age Groups

CUSTOMIZE BY: Age Group	
3 year olds	<p><b>GENERAL OBSERVATIONS:</b> This age group can enjoy much of this curriculum.</p> <p><b>NUMBER OF LESSONS OF A BIBLE TRUTH USED:</b> All three lessons for sure! Repetition is great for these kids! <b>But, if you go at this rate, you will not get very far through the 69 Bible Truths in a year. Consider using Hide 'n' Seek Kids instead.</b></p> <p><b>HOW TO USE THE CURRICULUM:</b> As written, except... the listening questions will be a new concept to this children of this age. This is the new skill you will be working on to give the children. It may take a while to get them used to holding on to a question or two as they listen. You might even want to remind them of the questions as you read the story. (This is another way we help these children prepare to gather with the congregation and be ready to learn from a sermon. And, be careful not to overwhelm them with too many discussion questions. Choose a few and repeat them when playing the games. Add in more as they master the answers to your initial ones.</p>
4-5 year olds OR 2-5 year olds as one class	<p><b>GENERAL OBSERVATIONS:</b> <b>4-5 year olds:</b> The concepts of the curriculum were especially created with this age group in mind.</p> <p><b>2-5 year olds as one class:</b> You are combining children with fairly different developmental abilities. While one teacher is teaching, the other teacher may need to be quietly tending to the 2 year olds as their attention span fades.</p> <p><b>NUMBER OF LESSONS OF A BIBLE TRUTH USED:</b> These children will do best with 2-3 lessons of the three included with each Bible Truth. We do two concepts per month of Sundays. That 2 lessons from Bible Truth, then 2 lessons from the next Bible Truth. Or, in months with five Sundays, you would choose to do 2 lessons from one Bible Truth and 3 lessons from the next. <b>You will complete the curriculum in about 2 1/2 years at this rate.</b></p> <p><b>HOW TO USE THE CURRICULUM:</b> As written. You can introduce the longer, full Big Question Songs, not just the short nursery songs with children.</p> <p>And, for those who have combined 2-5 year olds, having the children do the suggested actions that go with the full, Big Question Songs can be a great chance for the little 2-year-olds to get some wiggles out.</p>

## Common Customizations: Age Groups

CUSTOMIZE BY: Age Group	
pre-K & K	<p><b>GENERAL OBSERVATIONS:</b> The concepts of the curriculum were especially created with this age group in mind.</p> <p><b>NUMBER OF LESSONS OF A BIBLE TRUTH USED:</b> These children will do best with 2 lessons of the three included with each Bible Truth. We do two concepts per month of Sundays. That 2 lessons from Bible Truth, then 2 lessons from the next Bible Truth. Or, in months with five Sundays, you would choose to do 2 lessons from one Bible Truth and 3 lessons from the next. <b>You will complete the curriculum in about 2 1/2 years at this rate.</b></p> <p><b>HOW TO USE THE CURRICULUM:</b> As written. You can introduce the longer, full Big Question Songs, not just the short nursery songs with children.</p>
K-2nd grade	<p><b>GENERAL OBSERVATIONS:</b> The concepts of the curriculum can still very good for this age group, but you are bumping up against its outer limits. I would move on to Praise Factory Investigators, if I was using Deep Down Detectives with the preschoolers. However, if this curriculum is being introduced with this age group, it will be great for them.</p> <p><b>NUMBER OF LESSONS OF A BIBLE TRUTH USED:</b> These older children will do best with 1 to 2 lessons of the three included with each Bible Truth. You will probably bore them if you repeat beyond this point.</p> <p><b>HOW TO USE THE CURRICULUM:</b> Definitely introduce the longer, full Big Question Songs, not just the short nursery songs with this group.</p> <p>I would either do: two, full lessons per Bible Truth; OR, I would do one full lesson per Bible Truth, then use the Opening Activity time of the next session to review the previous session's concepts by playing the Bible Story game/ Bible Verse Review Game/singing the songs). I would then introduce the next Bible Truth concepts in Opening Circle Time.</p>

## Common Customizations: Teaching Situations

<b>CUSTOMIZE BY: Teaching Situation</b>	<b>How to Structure the Curriculum</b>
<b>Single Session</b> One, 60-90 minute session on a lesson, in one day, once a week examples: Sunday School, Church Hour, Mid-week programs	As written. If you do not really have 60 minutes of actual teaching time, you will need to choose what not to use. Choose what you think is most important to have in your session, then continue to add in elements until you have filled up your time budget.
<b>Double Session</b> Two 60-90 minute sessions, on the same lesson, in one day, once a week examples: Sunday School PLUS Church Hour OR, Sunday Morning PLUS Sunday Evening OR, Sunday Morning PLUS Wednesday Evening	<p><i>(This is how we use the curriculum here at CHBC)</i></p> <p><b>First session of the Double:</b></p> <ul style="list-style-type: none"> <li>• Use Opening Activity</li> <li>• Opening Circle Time</li> <li>• And choose an activity</li> <li>• Fill in extra time with free play activities</li> </ul> <p>snack and potty break</p> <p><b>Second session of the Double:</b></p> <ul style="list-style-type: none"> <li>• Review Opening Circle Time</li> <li>• Choose another activity</li> <li>• Fill in extra time with free play activities</li> </ul>
<b>Daycare/Schools Bible Class</b>	<p>Schools vary in how many days they teach Bible. Some will have a daily Bible class. Others, will have it only certain days.</p> <p>Here's a suggestion for one Bible Truth a week, 5 days a week Bible class for preschoolers:</p> <p>Typically, each session you will be:</p> <ul style="list-style-type: none"> <li>• Reminding the children of the Big Question and Bible verse;</li> <li>• Telling them the Bible story (or asking them questions to review it);</li> <li>• Singing the songs; and,</li> <li>• Following up with a response activity.</li> </ul> <p>There are three lessons in each Bible Truth, with a listening assignment for each lesson. each with a coloring page, and three games; plus, three extra crafts.</p> <ul style="list-style-type: none"> <li>• That makes 12 activities, plus the three extra crafts. Plenty for a week of Bible classes for little preschoolers.</li> <li>• You could read the story on Monday, Wednesday and Friday, using a different listening activity each time. Use the coloring sheet corresponds to the listening activity on those days.</li> <li>• Then, the other two days of the week, use the games to review what they have learned.</li> </ul> <p>With 16 units of 67 Bible truths, this gives you about two academic years of curriculum.</p>
<b>Camps, VBS and Short-term Missions Trips</b>	<p>Since camps, VBS and mission trips usually involve both preschoolers and elementary school children, you will do best use two or three of the Praise Factory family of curriculum to meet everyone's needs. At the end of this introduction section, we provide suggested schedules for these ministry situations. We also have included how the Bible Truths across all three curriculums line up so you can coordinate the truths you are teaching across all of the age groups/curriculums.</p>

## Maiden Voyage: Testing Out the Curriculum

### Making a Test Run

At last it's time to try out the curriculum on your kids. As mentioned before, our favorite way to try out a new curriculum is with a smaller group of children (of the more-likely-to-be-well-behaved variety), when there is an opportunity to do so. This gives the curriculum its best test-run. Ideally, you want to give any curriculum a few sessions trial period. New curriculum is new curriculum. Teachers will be getting used to it as will the kids.

You may choose to dive in the deep end and introduce the whole curriculum to the children at once. As you introduce the curriculum to your children, also remember that everything will be new to them at first. New ideas and structures use up a lot more attention and energy than when they are familiar and routine...and it takes time for them to become routine. Be patient! Expect this!

Or, you may take the gradual approach, deciding on lesson elements to introduce gradually, then adding more in as you go. Think about the routine the children are used to in your classroom already. What works? What doesn't work? Slot Deep Down Detectives resources into the parts of your current framework that work best with your children, then gradually build from there.

For example, you might want to start with just the Bible story and Bible verse the first lesson, adding other elements the second lesson, and so on. Also, realize that the children will be doing a lot more watching and a lot less direct participation at first as they are learning the routine.

Give yourself and the children a few lessons to settle into the routine before deciding what is the right amount of activities to include each week. As the children get used to the lesson routine, you will find the children have more attention and energy to devote to the learning activities.

### Evaluate and Adjust It

As you test-run the curriculum, you will probably want to evaluate and make changes. Reflect on how the teaching session goes, after each of your test runs and make any necessary changes. As you get closer to a good fit, add in more conditions like the typical classroom--such as your crazier kids, etc.. See how the curriculum works with these new elements. Make more changes until you feel good about your fit.

## The Real Launch: Implementing the Curriculum in Your Situation

<b>Sign Post It</b>	Once you have figured out what works best for your children and those teaching the curriculum, put sign posts in place in the classroom. If you found that certain activities work better in a certain part of the room (such as games or craft time), put up a sign on the wall near that area indicating that. Or, put down a rug where you want to have Circle Time.
<b>Choose and Train Your Load-Bearers</b>	<p>If the curriculum follows a set time schedule, display the schedule on the wall in large print so a teacher can with just a glance know what he/she should be doing.</p> <p>Signpost where you store your curriculum resources (games, curriculum, music, craft supplies, etc), too, so that even the newest teacher can easily find what he/she needs.</p> <p>Once you feel that you have adjusted the curriculum to a good fit for teacher and children, begin to train others in how to teach it, too. Ideally, this starts as a mentoring experience between you and another teacher (preferably two). You are looking for people who are willing to learn the curriculum inside-out until they can teach it well themselves and can later train others in it, too. I call these teachers, "load-bearers," because they will share the weight of implementing the new curriculum.</p> <p>First, have your load-bearers come observe you as you teach the curriculum. Have them read the introductory materials and the curriculum lesson plan before they observe. After class, de-brief with them about the session. Have them continue to come for a number of session, gradually handing over the teaching responsibilities until they are comfortable and confident.</p>
<b>Bring the Parents Up to Speed</b>	Make sure to include parents in your launch! Communicate with them about the change in curriculum that is happening. Hold a meeting. Send out an email. Hand out the Deep Down Detectives flyer (pgs. 7-8, Core Curriculum books). Ask them to parents. Invite their feedback. Make them your partners, after all, it is them and their kids you hope to help.
<b>Add Others</b>	With your load-bearers in place and confident in the curriculum, you can now begin to look for more potential teachers to be trained. The load-bearers will then follow the same steps as you took with them: having them observe, then gradually take teaching responsibilities, de-briefing after each session. Continue until they are confident.
<b>Want to See More?</b>	<p>Three times a year (the third Saturday/Sunday of March, May and September), we hold a free lunch, learn-and-look workshop and observation time here at Capitol Hill Baptist Church in Washington, D.C.</p> <p>On Saturday, we gather for lunch and talk philosophy; child protection policy; encouraging parents; recruiting teachers; dealing with discipline issues; etc; and, of course, curriculum. After finishing up our group session, we are happy to talk to individual churches about their particular situations.</p> <p>Then on Sunday, we offer an opportunity to see Deep Down Detectives and the other Praise Factory curriculum in action in our classes. This can be a great way to help others understand and get excited about the curriculum.</p> <p>The registration form for these workshops can be found on the Praise Factory website.</p>



## Protect Your Investment: Tips on Storing the Curriculum for Future Use

This is a curriculum that keeps on giving year after year. Everything is re-used. If you do a good job storing the curriculum, it will serve your church well and at little cost for many years.

Here are two ideas to help you:

### Idea #1: If you are teaching only a small group of children:




Then, store all of these resources together in a magazine file



## Protect Your Investment: Tips on Storing the Curriculum for Future Use

**Idea #2: If you are teaching a large group of children (like we do at CHBC), you may want to have a separate envelope for each resource type.**

Copies of  
Unit Lesson Plan,  
and Story  
with Listening  
Assignments



CDs,  
Song Track Lists,  
Lyrics &  
Sheet Music




Bible Story  
storyboard  
Pictures,  
Pictures Key and  
Placement Guide



Discussion Sheet



Visual aids,  
(except for Bible  
Storyboard Pics)



Craft/Take Home  
Sheet 1



Craft/Take Home  
Sheet 2



Craft/Take Home  
Sheet 3



Extra Craft 1

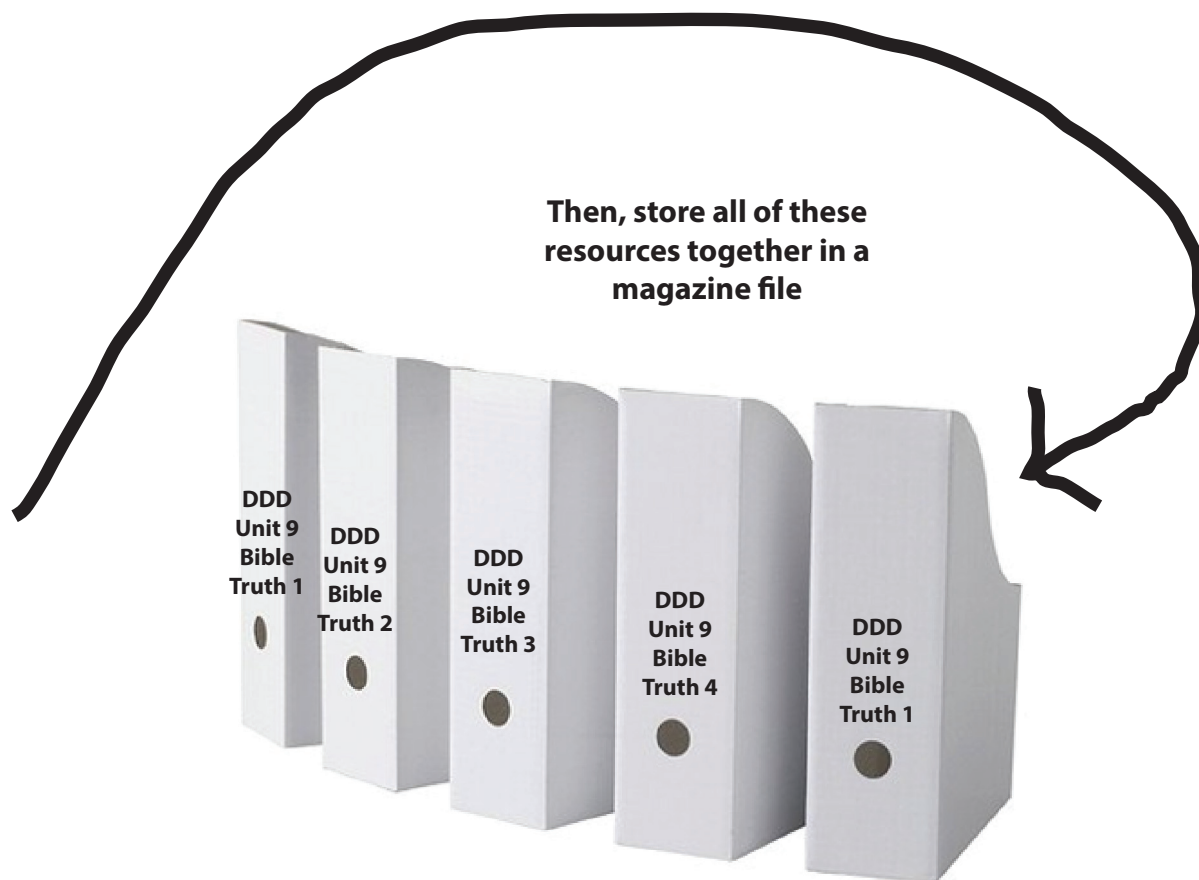


Extra Craft 2



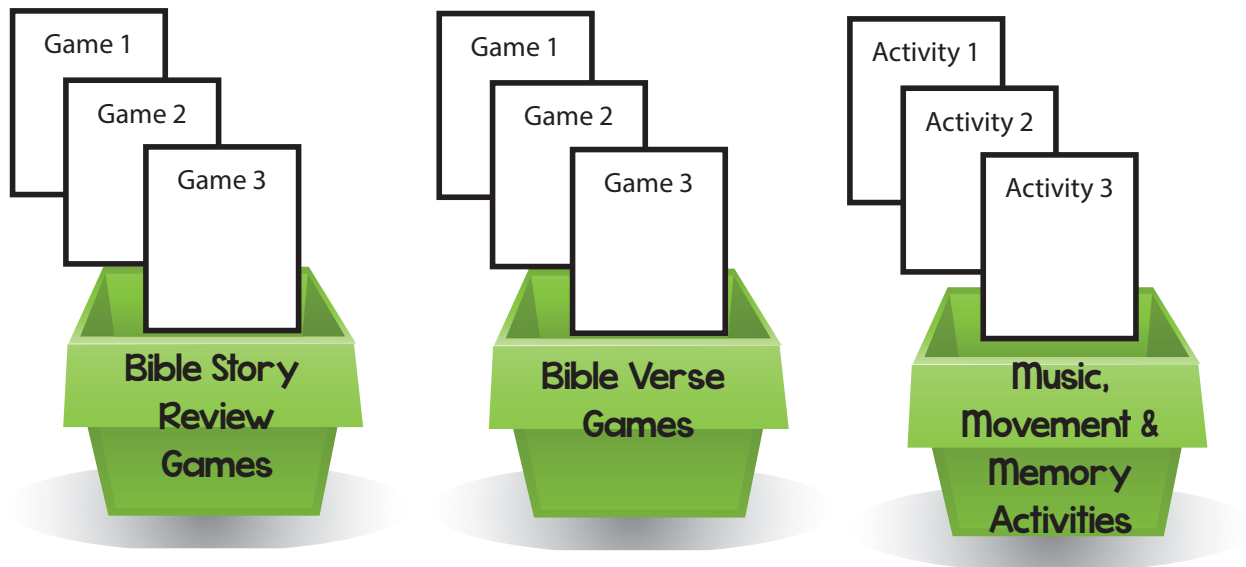
Extra Craft 3





## Protect Your Investment: Tips on Storing the Curriculum for Future Use

Store your games in separate ziploc bags and put them in bins.:



## Master Supplies List for All Deep Down Detectives Games

Deep Down Detectives uses many games. The good news is, they are simply made and they are re-used throughout the whole curriculum. Make sure you save the games you make and it will save you a lot of time later.

This is the full list of the games and the supplies needed in the Deep Down Detectives Curriculum. While you only need to make whatever games you choose to use with each lesson, **I strongly recommend that you make all the games before you start using the curriculum.** Get the prep work over with at the beginning and coast your way through years of enjoyment! Store them in ziploc bags or baskets and pull them out when needed. So simple!

### THIS LIST IS ALSO INCLUDED IN APPENDIX B: GAMES

<u><b>Bible Verse Games</b></u>	<u><b>Bible Verse Games</b></u>
<p><b>Lily Pad Jump</b></p> <ul style="list-style-type: none"> <li>• Cube-shaped cardboard box,</li> <li>• paper,</li> <li>• glue,</li> <li>• marker</li> </ul> <p><b>Animal Cube</b></p> <ul style="list-style-type: none"> <li>• Cube-shaped cardboard box,</li> <li>• paper,</li> <li>• glue,</li> <li>• marker</li> </ul> <p><b>Simon Says How</b></p> <ul style="list-style-type: none"> <li>• Cube-shaped Cardboard box</li> <li>• Paper, glue, and a marker</li> </ul> <p><b>Bean Bag Catch</b></p> <ul style="list-style-type: none"> <li>• 1 bean bag per every 2 children (or every child)</li> <li>• NOTE: Can also fill socks with beans and tie open end to make beanbags.</li> </ul> <p><b>Slap, Clap and Stack</b></p> <ul style="list-style-type: none"> <li>• 10 or 12 Blocks or other stackable objects</li> </ul> <p><b>Freeze 'n' Say</b></p> <ul style="list-style-type: none"> <li>• Music and CD/Tape player</li> </ul> <p><b>Fill 'er Up</b></p> <ul style="list-style-type: none"> <li>• 1 bean bag per child</li> <li>• NOTE: Can also fill socks with beans and tie open end to make beanbags.</li> <li>• Cardboard box or laundry basket</li> <li>• Carpet squares, 1 per child</li> </ul> <p><b>Loud and Soft, Big and Little</b></p> <ul style="list-style-type: none"> <li>• none</li> </ul>	<p><b>Roll 'n' Toss</b></p> <ul style="list-style-type: none"> <li>• Cube-shaped Cardboard box</li> <li>• Paper, glue, and a marker</li> <li>• 1 bouncy ball per 2 children</li> </ul> <p><b>Duck, Duck, Goose</b></p> <ul style="list-style-type: none"> <li>• none</li> </ul> <p><b>Deep Down Detective Mission Madness Practice</b></p> <ul style="list-style-type: none"> <li>• Detective Gear, such as a trench coat, sunglasses, and a hat</li> </ul> <p><b>Block Clapping</b></p> <ul style="list-style-type: none"> <li>• 2 wooden blocks per child, preferably about 3"x 2", as found in many children's block sets</li> </ul> <p><b>Meet, Greet, and Keep It Up</b></p> <ul style="list-style-type: none"> <li>• 16 oz cups, 1 per child (with some extras)</li> <li>• 2 pieces of rope as long as a line of children</li> <li>• Masking tape</li> </ul>

## Master Supplies List for All Deep Down Detectives Games, continued

### Music, Movement & Memory

#### **Thumping Drums**

- 1 Oatmeal container/coffee can with lid per drum
- Tape
- Popcorn, rice, beans, etc.
- Wooden spoons, dowels, unsharpened pencils, if desired, for mallets

#### **Say, Spring Up and Shout**

- Bean bags, one per child

#### **Freeze Frame**

- Some kind of fun hat or clothing for the leader to wear

#### **Egg Shakers**

- Empty Easter eggs
- Rice, beans, buttons, pennies, popcorn, beads, small nails or bolts, etc.
- Glue and glue gun OR strong packing tape

#### **Jingle Bell Hands**

- 1 6" piece of sturdy string
- 4 or 5 jingle bells, available in most craft shops

#### **Sing, Dance, and Fall Down**

- Optional: Bean bags, one per child

#### **Big Voice, Little Voice**

- none

#### **Bottle Shakers**

- 1 empty 16 oz. soda bottle per shaker
- Rice, beans, buttons, pennies, popcorn, beads, small nails or bolts, etc.
- Glue and glue gun OR strong packing tape

#### **March 'n' Say**

- Optional: A fun hat for the leader of the march, or for everyone in the march

#### **Clap, Tap and Say**

- none

#### **Lullabies, Bells and Lions**

- Bell

### Music, Movement & Memory

#### **Musical Squares**

- Carpet Squares, enough for all of the children (or chairs)

#### **Block Clappers**

- 2 wooden blocks per child, preferably about 3"x 2", as found in many children's block sets



## Master Supplies List for All Deep Down Detectives Games, continued

### Story Review Games

#### **Going Fishing**

- One long wooden dowel, yardstick, etc. per fishing pole
- Yarn
- Paper clip per fishing pole
- Rope
- Two chairs
- Blanket
- Box/bucket/container
- Bucket

#### **Pony Express**

- Small manila envelopes, one per flannel graph figure
- Kid's small backpack or a tote bag with a strap
- Basket
- Cowboy hat
- Stick horse or a broom

#### **Fix Up the Mix Up**

- None

#### **Can You Remember?**

- Index cards

#### **Deep Down Detectives Clue Hunt**

- Variety of interesting items that have one or more places to hide a storyboard picture
- Detective Hat
- 4 False Clues (included on the next page)
- CD Player and Deep Down Detectives Theme Song

#### **Clothespin Line Up and Drop**

- Rope
- Clothespins, the hinged type
- Shoe box
- Tape

#### **Who's in the Basket?**

- Blanket
- Basket

#### **Run to the Grocery Store**

- Grocery bag or kid's grocery cart
- Empty food cartons

### Story Review Games

#### **Treasure Hunt**

- 10 small lidded plastic containers or boxes (like from a jewelry store) or wooden, hinged boxes from a craft store
- Various decorating supplies, such as fake craft jewels, glitter, glitter glue, foil paper, gold spray paint
- glue

#### **Take Me Through the Tunnel**

- Chairs or Table
- Sheet or blanket
- Box

#### **Missing in Action**

- None

#### **Who's Inside?**

- 10 different containers with lids

#### **Look Who's Coming Down the Tracks**

- Two shoe boxes
- 6' or so of rope
- Optional: Engineer's hat

## VBS, Camps and other Programs

Programs like camps, VBS and short-term missions Children's Ministry usually involve such a wide, age-range of children that it's best to use two or three curriculums, instead of just one, to meet everyone's learning level. This is easy to do with the Praise Factory family of curriculum, since you are using the same, sixteen Big Question Units in all three curriculums.

There are so many ways to do these programs. Here are the most common ones I've heard of:

- One, half day
- One, full day
- One evening
- Friday Night-Saturday
- Five, half days
- Five, full days
- Five evenings in a row
- Five one-day evenings (such as five Wednesday nights in a row)
- Two, five-day weeks in a row

Although these programs take place at many different times, they typically run one of three, standard lengths of time:

- 1 1/2 hour programs
- 2 1/2 hour programs
- 6 hour programs

Here are session suggestions for each of these three lengths of programs:

NOTE: I have put some place holder times in schedules. You change them to your actual times.

### 1 1/2 Hour Multi- Age Programs

1 1/2 Hour Program (for 2 year olds):

- 9:00 Free Play/Activity Centers
- 9:15 Opening Circle Time (Singing, Big Question, Bible Verse and Bible Story)
- 9:30 Free Play/Activity Centers
- 9:45 Activities: Game, Craft and/or Music
- 10:20 Closing Circle Time
- 10:30 Dismissal

1 1/2 Hour Program (for ages 3-5):

Hide 'n' Seek Kids or Deep Down Detectives Session, as written

1 1/2 Hour Program (for elementary age kids):

Praise Factory Investigators Session, as written

## VBS, Camps and other Programs: 1 1/2 Hour Schedule

### **1 1/2 Hour Program (for 2 year olds):** (Hide 'n' Seek Kids or Deep Down Detectives)

- (9:15 – Early Arriver Activity – a few puzzles or paper and crayons on a table)
- 9:30 – Activity Centers
- 9:40 – Clean Up Toys
- 9:45 – Opening Circle Time (Add actions to songs to make this time more active)
- 10:05 – Craft Time (Use one of the Extra Crafts)
- 10:15 – Play with Toys /Check Diapers/Potty Break
- 10:25 – Clean Up Toys
- 10:30 – Memory Verse Time: Music, Movement & Memory; Bible Verse Review Game
- 10:40 – Snack Time
- 10:50 – Closing Time/Take Home Sheet/Coloring Time (Ask them the Closing Time questions as they are coloring at the tables)
- 11:00 – Parents come

### **1 1/2 Hour Program (for 3-preK 5 year olds):** (Hide 'n' Seek Kids or Deep Down Detectives)

- (9:15 – Early Arriver Activity – a few puzzles or paper and crayons on a table)
- 9:30 – Activity Centers
- 9:40 – Clean Up Toys
- 9:45 – Opening Circle Time (Add actions to songs to make this time more active)
- 10:05 – Craft Time (Use one of the Extra Crafts)
- 10:15 – Play with Toys /Check Diapers/Potty Break
- 10:25 – Clean Up Toys
- 10:30 – Memory Verse Time: Music, Movement & Memory; Bible Verse Review Game
- 10:40 – Snack Time
- 10:50 – Closing Time/Take Home Sheet/Coloring Time (Ask them the Closing Time questions as they are coloring at the tables)
- 11:00 – Parents come

### **1 1/2 Hour Program--elementary school** (Praise Factory Investigators)

- 9:00 Opening Large Group Time: Welcome, Singing
- 9:15 Opening Large Group Time: Big Question, Bible Truth, Bible Verse and Bible Story
- 9:45 Small Group Activities (Discussion and Games/Music/Craft Activities) If desired, each small group can prepare their activity for Small Group Presentations in Closing Large Group.
- 10:15 Closing Large Group Time: Small Group Presentations and/or Singing
- 10:30 Dismissal

## VBS, Camps and other Programs: 2 1/2 Hour Schedule

### **2 1/2 Hour Program (for 2 year olds):** (Hide 'n' Seek Kids or Deep Down Detectives)

- (8:45 Early Arriver Activity – a few puzzles or paper and crayons on a table)
- 9:00 Activity Centers (first set)
- 9:10 Clean Up Toys
- 9:15 Opening Circle Time (Add actions to songs to make this time more active)
- 9:25 Activity Centers (first set)
- 9:35 Craft Time (Use one of the Extra Crafts)
- 9:45 Play with Toys /Check Diapers/Potty Break 2
- 9:55 Clean Up Toys
- 10:00 Snack Time
- 10:10 Memory Verse Time: Music, Movement & Memory; Bible Verse Review Game
- 10:20 Activity Centers (second set)
- 10:30 Clean Up Toys
- 10:45 Craft Time (one of the extra crafts)
- 10:55 Play with Toys /Check Diapers/Potty Break 2
- 11:00 Clean up Toys
- 11:05 Active Indoor/Outdoor Play
- 11:25 Closing Time Circle Time
- 11: 15 Coloring Time/Take Home Sheet
- 11:30 Parents come

### **2 1/2 Hour Program (for 3-preK 5 year olds):** (Hide 'n' Seek Kids or Deep Down Detectives)

- (8:45 Early Arriver Activity – a few puzzles or paper and crayons on a table)
- 9:00 Activity Centers (first set)
- 9:15 Clean Up Toys
- 9:20 Opening Circle Time (Add actions to songs to make this time more active)
- 9:40 Craft Time (Use one of the Extra Crafts)
- 9:55 Activity Centers (first set)
- 10:10 Clean Up Toys
- 10:15 Potty Break/Wash Hands
- 10:25 Snack Time
- 10:35 Active Indoor/Outdoor Play OR Activity Centers (second set)
- 10:50 Clean Up Toys
- 10:55 Memory Verse Time: Music, Movement & Memory; Bible Verse Review Game
- 11:10 Closing Time Circle Time
- 11:20 Coloring Time/Take Home Sheet
- 11:30 Parents come

### **2 1/2 Hour Program--elementary school** (Praise Factory Investigators)

- 9:00 Opening Large Group Time: Welcome, Singing
- 9:15 Opening Large Group Time: Big Question, Bible Truth, Bible Verse and Bible Story
- 9:45 Small Group Activity 1: Discussion and Craft Activity
- 10:15 Active Outdoor/Indoor Play
- 10:30 Snack (Story-related snack) ACTS and Discussion Time (related to activity they are about to do 10:45 Small Group Activity 2: (Prepare this one for presentation to the rest of the children during Closing Large Group Time, if desired)
- 11:15: Closing Large Group Time: Small Group Presentations and/or Singing
- 11:30 Dismissal

## VBS, Camps and other Programs: 6 Hour Schedule

### **6 Hour (Full Day) Program (for 3-preK 5 year olds):** (Hide 'n' Seek Kids or Deep Down Detectives)

Use one Bible Truth and Bible story for the whole day's session. Afternoon provides an opportunity for reinforcement.

#### **Morning Schedule**

- 8:45 Early Arriver Activity – a few puzzles or paper and crayons on a table)
- 9:00 Activity Centers (first set)
- 9:15 Clean Up Toys
- 9:20 Opening Circle Time (Add actions to songs to make this time more active)
- 9:50 Active Indoor/Outdoor Play (Playground or organized games)
- 10:30 Potty Break/Wash Hands/Snack Time
- 10:45 Music, Movement & Memory Game and Singing
- 11:00 Craft Time (Use one of the Extra Crafts)
- 11:30 Activity Centers (second set)
- 12:00 - 1:00 Lunch and Play Time/Rest Time

#### **Afternoon Schedule**

- 1:00 Bible Story Review & Bible Verse Review (repeat story and storyboard or use games to review)
- 1:20 Craft Time (Use one of the take home sheet coloring activities of the Extra Crafts)
- 1:40 Activity Centers (second set)
- 2:00 Snack and Potty Break
- 2:30 Closing Circle Time Review/Singing
- 2:40 Free play, games, possibility outdoors
- 3:00 Dismissal

### **6 Hour (Full Day) Program--elementary school** (Praise Factory Investigators)

**Use two stories from same Bible Truth: one in the morning, one in the afternoon.**

- 8:45 Greet children and parents as they arrive
- 9:00 Small Group Time: Introduce Big Question, Bible Truth, Bible Verse, etc.
- 9:15 Large Group Singing and Bible Story
- 9:45 Small Group Activity 1: Bible Truth Game
- 10:15 Small Group Activity 2: Craft
- 10:45 Snack and ACTS Prayer Time
- 11:00 Outdoor Fun - Active Game 1
- 12:00 Lunch and Free Play Time

#### **Afternoon Schedule**

- 1:00 Large Group Singing and Second Story (Other Bible Story or Story of the Saints)
- 1:30 Small Group Activity 1: Presentation Activity (Choose a different activity for each small group to work on during this time. They will present it to the rest of the children at the end of the session, if desired.)
- 2:15 Snack Time
- 2:30 Closing Large Group Time: Small Group Presentations and/or Singing
- 3:00 Dismissal

## VBS, Camps and other Programs: Choosing Curriculum

You've figured out how many sessions your program will run and how long each session will last. Next, you need to figure out which curriculum you want to use. We suggest using Hide'n'Seek Kids and/or Deep Down Detectives with your pre-schoolers and Praise Factory Investigators for your elementary school kids.

Find a unit you want to become the theme of your VBS. Choose the Bible Truths you want to teach. The charts of the following pages should help you see how the Bible Truths match up in the three curriculums. You've got tons of resources within each concept to fill up your schedule.

### Here's a reminder of what you have in each:

---

#### Each Hide 'n' Seek Kids unit has:

- There is just one Bible Story and one Bible verse per unit.
- There are 5 lessons of curriculum in each unit.
- There is tons of music.
- The activities in each of the 5 lessons include:
  - 1 Bible Story Review Game
  - 1 Bible Verse Game
  - 1 Music, Movement & Memory Activity (especially good for Bible Memory)
  - 1 Coloring Sheet/Take Home Sheet
  - There are also 3 extra crafts

---

#### Each Deep Down Detective unit has:

- There are multiple Bible truths within each unit.
- There are three lessons of curriculum, per Bible Truth, within each unit.
- There is one Bible story for each Bible Truth.
- There are 3 lessons of curriculum for each Bible Truth.
- There is tons of music
- The activities in each of the 3 lessons include:
  - 1 Bible Story Review Game
  - 1 Bible Verse Game
  - 1 Music, Movement & Memory Activity (especially good for Bible Memory)
  - 1 Coloring Sheet/Take Home Sheet
  - There are also 3 extra crafts

---

#### Each Praise Factory Investigators unit has:

- Multiple Bible truths within it.
- There are three lessons of curriculum, per Bible Truth
- There are 3 stories for each Bible Truth: 1 Old Testament, 1 New Testament, and one Church History/missions.
- There are 3 lessons of curriculum for each Bible Truth--one for each of the three stories.
- There is tons of music.
- Each of the 3 lessons includes:
  - 1 Bible Story Review Game with Discussion Questions
  - 1 Bible Verse Game with Discussion Questions
  - 1 Bible Truth Game with Discussion Questions
  - 1 Craft with Discussion Questions
  - 1 Bible Verse Game with Discussion Questions
  - 1 Bible Verse Song with Discussion Questions, Sign Language and Song Game
  - 1 Hymn with Discussion Questions, Sign Language and Song Game
  - 1 Story-related Snack
  - 1 Take home sheet with the key concepts, the story and some discussion questions




<b>Bible Truths that Match Up Across the Curriculums</b>		
<b>Hide 'n' Seek Kids</b>	<b>Deep Down Detectives</b>	<b>Praise Factory Investigators</b>
<b>Unit 1: The God Who Reveals Himself</b> Q: How Can I Know What God Is Like? A: He Shows Me What He's Like!	1. By the Heart He Gave Me to Know and Love Him	1. God Made Our Hearts to Know and Love Him
	2. In Everything I See All Around Me	2. God's Creations Tell Us about Him
	<i>included in DDD Unit 1 Bible Truth 3, below</i>	3. God Spoke to His People through Prophets Long Ago
	3. In the Bible, the Perfect Word of God	4. God Speaks through His Word, the Bible
	4. Through His Very Own Son, Jesus Christ	5. God Reveals Himself Most Completely through His Son, Jesus
<b>Unit 2: God's Wonderful Word, the Bible</b> Q: What's So Special about the Bible? A: It Alone Is God's Word!	1. God Made Sure It Was Written Down Just Right	1. God Inspired Many People to Write Down His Word Perfectly
	2. It Tells Us about God and His Plans	2. God's Word Tells God's Way and Plans for His People, Past, Present and Future
	3. God Uses It to Save His People	3. God Uses His Word to Save His People
	4. God Uses It to Change His People	4. God Uses His Word to Change His People
<b>Unit 3: The Good News of God, the Gospel</b> Q: What Is the Gospel? A: Salvation through Faith in Jesus Christ!	1. God Made Us and We Should Obey Him	1. God Is the Good Creator and King of the World
	2. We Have All Disobeyed God and Deserve His Punishment	2. All Have Rejected God and Deserve His Eternal Punishment
	3. God Sent Jesus to Pay for God's People's Sins	3. God Sent Jesus to Bear the Punishment for Sin
	4. God Saves All Who Repent of Their Sins and Trust in Jesus as Their Savior	4. God Saves Those Who Repent and Trust in Jesus
<b>Unit 4: The God Like None Other</b> Q: Can Anybody Tell Me What the LORD Is Like? A: He's Not Like Anyone Else!	1. He Is a Glorious Spirit	1. The LORD is a Glorious Spirit
	2. He Is the One, True God	2. The LORD is the Only True God
	3. He Is God the Father, Son and Holy Spirit: One God, But Three Persons	3. The LORD Is God the Father, Son and Holy Spirit: One God, But Three Persons
	4. He Is Everywhere, All the Time	4. The LORD Is Everywhere, All the Time
	5. He Knows Everything There Is to Know	5. The LORD Knows Everything There Is to Know
	6. He Is Perfectly Holy, Purely Good	6. The LORD is Holy
	7. He Can Do Anything He Wants to Do	7. The LORD is Omnipotent
	8. He Is Always Faithful, Through and Through	8. The LORD is Faithful
	<i>included in DDD Unit 4 Bible Truth 2, above</i>	9. The LORD's Names Tell Us About Him
<b>Unit 5: God, the Good Creator</b> Q: Can You Tell Me What God Made? A: God Made All Things Good!	1. He Made Everything Good in Heaven and Earth	1. God Created All Things Good in the Beginning
	2. God Made People in a Special Way	2. God Created People Good in the Beginning
	<i>included in DDD Unit 5 Bible Truth 1, above</i>	3. God Created the World to Praise and Glorify Him
	<i>included in DDD Unit 5 Bible Truth 1, above</i>	4. God's Plans For His Creation Are Good and Unfailing
<b>Unit 6: God, the Just and Merciful</b> Q: How Did Bad Things Come into God's Good World? A: Bad Things Came Through Sin!	1. When Adam and Eve Chose to Disobey God	1. Angels and People Rebelled against God in the Beginning
	<i>included in DDD Unit 6 Bible Truth 1, above</i>	2. God Treated the First Sinners with Justice and Mercy
	2. When It Spread to the Whole World	3. All People Are Born Sinful, All People Need God's Mercy
<b>Unit 7: The Law-Giving God</b> Q: What Are God's Laws Like? A: God's Laws Are Perfect!	1. They are Written in the Bible, God's Word	1. God's Laws Are Written in the Bible
	<i>included in DDD Unit 7 Bible Truth 2, below</i>	2. God Created Us Perfect Law Keepers, But We Are All Lawbreakers
	<i>included in DDD Unit 7 Bible Truth 2, below</i>	3. God Gave Us His Laws to Convict Us of Our Sin that We Might Be Saved
	2. They Show Us that We Need God to Save Us	4. Jesus Kept God's Law Perfectly to Save God's People by His Grace
	3. They Tell Us How to Love God and Others	5. The Heart of God's Law is Love

<b>Bible Truths that Match Up Across the Curriculums</b>		
<b>Hide 'n' Seek Kids</b>	<b>Deep Down Detectives</b>	<b>Praise Factory Investigators</b>
<b>Unit 8: The God Who Loves</b> Q: What Is God's Love for His People Like? A: It's More than They Could Ever Deserve!	<i>included in DDD Unit 8, Bible Truth 1, below</i>	1. God Blesses All People with Many Good Gifts
	<i>included in DDD Unit 8, Bible Truth 4, below</i>	2. God Loved His People Before They Loved Him
	1. He Gave His Son, Jesus, to Save Them	3. God Showed the Depths of His Love by Giving His Son to Save His People
	2. He Always Takes Care of Them	4. God Loves His People by Caring for Their Needs
	3. He Uses Their Sadnesses for Good	5. God Uses Everything in His People's Lives for Their Good and His Glory
	4. He Will Never Stop Loving His People	6. God Will Never Stop Loving His People
<b>Unit 9: Jesus Christ, Immanuel, God with Us</b> Q: What Did Jesus Come to Do? A: Jesus Came to Bring Us to God!	1. He Left His Home in Heaven to Save Us	1. Jesus, the Servant King
	2. He Never, Ever Disobeyed God	2. Jesus, the Obedient Son
	3. He Taught about God and Did Amazing Things	3. Jesus, the Amazing Teacher
	<i>included in DDD Unit Bible Truth 3, above</i>	4. Jesus, the Ruler of All Creation
	<i>included in DDD Unit 9, Bible Truth 5, above</i>	5. Jesus, the Lord over Life and Death
	<i>included in DDD Unit 9, Bible Truth 4, below</i>	6. Jesus, the Forgiver of Sins
	<i>included in DDD Unit 9, Bible Truth 2, above</i>	7. Jesus, the Christ, the Son of the Living God
	<i>included in DDD Unit 9, Bible Truth 1</i>	8. Jesus, the Glory of God
	4. He Died on the Cross for God's People's Sins	9. Jesus, the Ransom for Sinners
	5. He Rose from the Dead	10. Jesus, the Conqueror of Death
	<i>included in DDD Unit 9, Bible Truth 5, above</i>	11. Jesus, the Firstborn of the Resurrection
	6. He Went Up to Rule in Heaven	12. Jesus, the Reigning Son in Heaven
<b>Unit 10: The Holy Spirit: The Indwelling God</b> Q: What Does the Holy Spirit Do in God's People? A: He Changes Their Hearts!	1. The Holy Spirit Lives in God's People	1. The Holy Spirit Lives in God's People
	2. The Holy Spirit Gives God's People Courage	2. The Holy Spirit Gives God's People Courage
	3. The Holy Spirit Gives God's People Wisdom	3. The Holy Spirit Gives God's People Wisdom
	4. The Holy Spirit Builds God's Church	4. The Holy Spirit Builds God's Church
<b>Unit 11: The God Who Saves</b> Q: How Can We Be Saved? A: It Is God's Free Gift!	1. When We Tell God Our Sins and Turn Away from Them	1. God Saves Sinners Who Confess Their Sins
	<i>included in DDD Unit 11, Bible Truth 2, below</i>	2. Jesus Is the Only Way to Be Saved
	2. When We Trust in Jesus As Our Own Savior	3. We Must Trust in Jesus as Our Savior
	3. When the Holy Spirit Works in Our Hearts	4. The Holy Spirit Changes Our Hearts so We Can Be Saved
<b>Unit 12: God's People Live for Him</b> Q: How Should God's People Live? A: They Should Live Like Jesus!	1. By Asking God for His Help	1. God's People Grow to Be More Like Jesus
	2. By Loving Him Most of All	2. God's People Love Him with All of Themselves
	3. By Loving Other People As God Has Loved Them	3. God's People Love Others
	4. By Trusting God and Being Happy With What He Wants	4. God's People Trust Him
	<i>included in DDD Unit 12 Bible Truth 8, below</i>	5. God's People Are Good Stewards of His Gifts
	<i>included in DDD Unit 12 Bible Truth 5, below</i>	6. God's People Obey Him
	<i>included in DDD Unit 12 Bible Truth 5, below</i>	7. God's People Do Good Works God Has Prepared for Them
	5. By Learning God's Word and Obeying It	8. God's People Read His Word, the Bible
	<i>included in DDD Unit 12 Bible Truth 2, above</i>	9. God's People Think about Him
	6. By Saying "No" to Disobeying God	10. God's People Say "No" to Temptation
	7. By Telling the Good News of Jesus	11. God's People Tell Others about Him
	<i>included in DDD Unit 12 Bible Truth 4, above</i>	12. God's People Suffer According to His Plan
	<i>included in DDD Unit 12 Bible Truth 4, above</i>	13. God's People Know Heaven Is Their Home
	8. By Making Much of God	14. God's People Delight in His Glory

<b>Bible Truths that Match Up Across the Curriculum</b>		
<b>Hide 'n' Seek Kids</b>	<b>Deep Down Detectives</b>	<b>Praise Factory Investigators</b>
<b>Unit 13: The Sustaining God</b> Q: Why Do God's People Keep Believing in Him? A: It Is God's Sustaining Grace!	1. God, Alone, Sustains God's People	1. God, Alone, Sustains God's People
	2. God the Father Promises to Help His People	2. God the Father Promises to Help His People
	3. Jesus Provides God's People with Everything They Need	3. Jesus Provides God's People with Everything They Need
	4. The Holy Spirit Works in God's People	4. The Holy Spirit Works in God's People
	5. The Word of God Grows God's People	5. The Word of God Grows God's People
	6. God Uses His People to Strengthen and Comfort Each Other	6. God Uses His People to Strengthen and Comfort Each Other
<b>Unit 14: The God Who Delights in Our Prayers</b> Q: How Does God Want Us to Pray? A: Every Night and Day!	1. God Wants Us to Praise Him	1. God Delights in Our Adoration of Him
	2. God Wants Us to Confess Our Sins	2. God Delights in Our Humble Confession of Sin
	3. God Wants Us to Thank Him	3. God Delights in Our Thanksgiving to Him
	4. God Wants Us to Ask Him to Do Great Things	4. God Delights in Our Supplications to Him
	<i>included in DDD Unit 14 Bible Truth 4, above</i>	5. God Always Answers Prayers
	<i>included in DDD Unit 14 Bible Truth 4, above</i>	6. Jesus Is Why God Answers God's People's Prayers
<b>Unit 15: God's People Gather Together</b> Q: Why Do God's People Go to Church? A: To Worship God and Love One Another!	1. By Praising God for Jesus' Win over Death	1. God's People Gather Together for a Special, Weekly Worship Day
	<i>included in DDD Unit 15 Bible Truth 2, below</i>	2. God's People Are Led by Godly Leaders
	2. By Learning from God's Word, the Bible	3. God's People Gather to Hear God's Word
	<i>included in DDD Unit 15 Bible Truth 3, below</i>	4. God's People Are Called the Body of Christ
	3. By Caring for Each Other's Needs	5. God's People Love One Another with a Covenant Love
	<i>included in DDD Unit 15 Bible Truth 3, above</i>	6. God's People Gather to Give
	4. By Telling What God Has Done and Praying	7. God's People Gather for Fellowship
	<i>included in DDD Unit 15 Bible Truth 4, above</i>	8. God's People Invite Others to Gather with Them
	<i>included in DDD Unit 15 Bible Truth 4, above</i>	9. God's People Gather to Pray
	5. By Baptizing People Who Trust in and Live for Jesus	10. God's People Proclaim Their New Life in Christ through Baptism
	6. By Remembering Jesus Died to Save Them	11. God's People Celebrate Christ's Redeeming Sacrifice for Them
<b>Unit 16: Jesus, the Returning King</b> Q: What Will Happen When Jesus Comes Back? A: God Will Make Everything New!	1. Jesus Will Judge All People Fairly	1. King Jesus Will Return to End the World
	<i>included in DDD Unit 16 Bible Truth 1, above</i>	2. King Jesus Will Return When God's Work on Earth is Done
	<i>included in DDD Unit 16 Bible Truth 1, above</i>	3. When King Jesus Returns, God's People Will Be Made Like Him
	<i>included in DDD Unit 16 Bible Truth 1, above</i>	4. King Jesus Will Return to Bring the Wicked to Just and Final Punishment
	<i>included in DDD Unit 16 Bible Truth 1, above</i>	5. King Jesus Will Return to Judge God's People, Too
	<i>included in DDD Unit 16 Bible Truth 2, below</i>	6. King Jesus Will Be United with His Bride, God's People, Forever
	2. God's People Will Live Happily with God Forever	7. King Jesus Will Reign Forever

# **DEEP DOWN DETECTIVES**

**Curriculum Resources  
for Unit 9, Bible Truth 1:**

A decorative flourish consisting of a horizontal line with a small loop in the center, flanked by two teardrop-shaped elements.

**What Did Jesus Come to Do?  
Jesus Came to Bring Us to God...**

**He Left His Home in Heaven  
to Save Us!**

## Session Prep (especially good for newbies!)

### Pray!



Pray for the Holy Spirit to be at work in your and the children's hearts.

### Review



If new to the curriculum, look at the **Getting Started with Deep Down Detectives section of the Core Curriculum book.** (p.5) It will be especially helpful to read through the Deep Down Detectives section of **The Praise Factory Tour: Extended Version Book.** This is a visual way to understand what goes on in the classroom. (A pdf of the book is found in the samples section on the website.)

### Look through and Learn the Lesson



Read over **lesson plan.** Practice any **songs or action rhymes** you are using. Choose/make up motions to go with these. Choose less with younger children and more with older preschoolers. **Practice the lesson with the visual aids** and using the Big Question Box/Briefcase.

### Read and Rehearse the Bible Story with Pictures



Read the Bible story from the Bible. Read the curriculum version. Practice telling it with the storyboard pictures. (If you have not previously laminated the story pictures, do that now.) Or, rehearse it from the Simple Story Scenes, if you are using those.

### Let There Be Music



Download the music and listen to the songs. Choose which of the songs you will use with the children. If using live musicians, make sure they have the sheet music (Appendix A, Core Curriculum book).

### Put the Props in Place



1. Prepare your Visual Aids. Put the Big Question, Unit Bible Truths, Bible Truth, Bible Verse, and Listening Assignment signs, as well as the Bible Story script in one side of the Bible folder.
2. Get out your storyboard. If using Simple Story Scenes, put these in your Bible Folder. Or, if using the individual storyboard figures, put all background pictures in place (they have a BG by the number). Put the rest of the storyboard pictures (these have a SB by the number) in order of use in the other side of the Bible folder.
3. Put the DDD Bible Folder as well as the Big Question sign in the Big Question Box/Briefcase and shut it. If your box/briefcase has locks and you want to use the unlocking the box as part of your session, lock it now....but make sure you have the key or know the code first.
4. Prepare the music CD or sheet music or mp3 device for use in your session.

### Set Out Free Play Activities



Choose and set up free time activities you will use with the children. Choose a variety of different activities that will be enjoyed by different types of children. Rotate the activities you provide to keep them interesting and fresh to your children. (Suggestions in Appendix D, Core Curriculum books.)

### Prepare Any Activities



Choose which (if any) of the Bible Truth games and crafts activities you want to use in the session. Bear in mind your time frame as well as the developmental abilities and attention span of your children as you decide which/how many to prepare. **Look over the Discussion Sheet** and choose a few questions you might use to spark discussion with the children as they do their activities (especially good for ages 3's+). Pray for God to give you opportunities to talk about these things with the children.

### Let Them Take It with Them



Make copies of the craft/take home sheets, if you are not already using them as one of your activities. You may also want to make copies of the story (see take-home version of each story included in Appendix C with the other take home resources) to have for parents to use with their children at home. There's a link on each craft/take home sheet to the story, if you don't make hard copies.

### Store It



After your session is over, collect the resources and store them for future use. This curriculum can be used over and over for years to come.



## Unit 9: Jesus, Immanuel, God with Us

### UNIT OVERVIEW

In the beginning, God created the world perfectly. What a wonderful, special closeness people enjoyed with Him! Yes, it was “Perfect Wonderfulness” knowing God and living in His world. It could have stayed that way forever, but it did not. All of this perfection was broken when people disobeyed God. The big Bible word for disobeying God is “sin.” When we look around us, we can see the sadness that sin brought into God’s good world. So much in this world is not perfect or wonderful anymore! We’ve lost the special closeness with God, too. Yes, when sin came into the world, it spoiled so many things.

But would all this sin and sadness last forever? People certainly deserved it to. After all, they had turned away from God. Now people deserved His punishment, not His love. But God treats us so much better than we deserve! From the beginning, He had an amazing plan to bring sinful people like us back to Himself. How? He promised to send a Savior. That Savior was Jesus, God’s own Son. Jesus lived a perfect life, then He gave it up as the full payment for sins as He suffered and died on the cross. On the third day, Jesus rose from the dead, showing He had really done it! He had beaten sin and death for God’s people! We can become God’s people, too, when we turn away from our sins and trust in Jesus as our Savior. Then, we will get to know God in our hearts; and one day, we will get to go live with God and enjoy all of His Perfect Wonderfulness forever!

In this unit, we will learn six truths about Jesus, our Savior.

### UNIT BIBLE VERSE: 1 Peter 3:18, ESV

“Christ suffered once for sins, the righteous for the unrighteous, that he might bring us to God.”

### BIG QUESTION UNDER INVESTIGATION: What Did Jesus Come to Do?

**ANSWER:** Jesus Came to Bring Us to God!

#### OPTIONAL Big Question 9 INTRODUCTION LESSON (Use Hide ‘n’ Seek Kids Unit 9 Material)

Story: The Case of the Son Who Came Down *The Gospels*

Bible Verse: 1 Peter 3:18

#### ➔ BIBLE TRUTH 1: He Left His Home in Heaven to Save Us (3 Lessons Available)

Story: The Case of the Lover Who Left It All Behind *Luke 1-2; John 1,6*

Bible Verse: John 6:38

#### BIBLE TRUTH 2: He Never, Ever Disobeyed God (3 Lessons Available)

The Case of the Man Who Never Said “No” *The Gospels; Hebrews 4*

Bible Verse: Hebrews 4:15

#### BIBLE TRUTH 3: He Taught about God and Did Amazing Things

(3 Lessons Available)

Story: The Case of the Eyewitness *Luke 4:31ff; 5; 9:28-36; 11:23-24; John 2; 6:16-21; 11*

Bible Verse: John 6:68-69

#### BIBLE TRUTH 4: He Died on the Cross for the Sins of God’s People (3 Lessons Available)

Story: The Case of the Great Price *Matthew 27; Mark 15; Luke 23; John 19*

Bible Verse: Hosea 13:14

#### BIBLE TRUTH 5: He Rose from the Dead (3 Lessons Available)

Story: The Case of the Unexpected Ending *Matthew 27-28; Mark 15-16; Luke 24; John 20-21*

Bible Verse: Luke 24:5-6

#### BIBLE TRUTH 6: He Went Up to Rule in Heaven (3 Lessons Available)

Story: The Case of the Fluffy Farewell *Matthew 27-28; Mark 15-16; Luke 23-24; John 19-20; Acts 1*

Bible Verse: Philippians 2:9-11



## Deep Down Detectives ESV Songs 9 Track Numbers

This is a listing of all songs mentioned in the unit curriculum. You may or may not choose to use all of the songs. They are listed in easy-reference order--NOT in the order used in the curriculum.

You may choose to simply burn a CD/load them onto an mp3 device in this order. Or, you may want to do what we do: choose the songs we want to use and create a play list of them in that order. Then, we burn a CD/upload the play list onto an mp3 device. A teacher only has to click forward to the next song, instead of hunting for the right track. The track number have been included as part of the title of each song, teachers will still have a reference to the track number listed in the curriculum (same as those listed below), even if you change the order on your customized play list.

### SONGS USED EVERY UNIT OF THE CURRICULUM

- 1 The Classroom Song v.1
- 2 The Classroom Song v.2
- 3 The Classroom Song v.3
- 4 The Classroom Song v.4
- 5 Deep Down Detectives Theme Song
- 6 The Classroom Rules Song
- 7 Let's Pray Song
- 8 The Big Question Box Song
- 9 The Bible Chant Song
- 10 ACTS Prayer Song (Short Version)
- 11 ACTS Prayer Song (Full Version)

#### Why the Extra Songs?

Deep Down Detectives is a curriculum used by a wide age-span of kids. Sometimes one of the other songs is a better fit for your kids. Or, you may simply want to teach them more songs on the same Bible Truth. Use as many or as few as you want.

### UNIT 9: JESUS, IMMANUEL, GOD WITH US

- 12 Big Q & A 9 Song
- 13 Big Question 9 Song: What Did Jesus Come to Do?
- 14 Big Question 9 Bible Verse Song: Christ Once Suffered for Sins 1 Peter 3:18, ESV (full version)
- 15 Big Question 9 Bible Verse Song: Christ Once Suffered for Sins 1 Peter 3:18, ESV (short version)
- 16 *Extra Big Question 9 Bible Verse Song: For Christ Suffered Once for Sin 1 Peter 3:18, ESV (other version)*
- 17 *Extra Big Question 9 Bible Verse Song: For God So Loved the World John 3:16, ESV*
- 18 Big Question 9 Hymn: To God Be the Glory, v.1
- 19 Big Question 9 Praise Song: Blessed Be the Name

#### What Did Jesus Come to Do?

#### Jesus Came to Bring Us to God...

#### Bible Truth 1: He Left His Home in Heaven to Save Us

- 20 Bible Verse: Down, Down, Down John 6:38, ESV
- 21 *Extra Bible Verse: The Word Became Flesh John 1:14 NIV 1984*
- 22 *Extra Bible Verse: Your Attitude Should Be Philippians 2:5-8, NIV 1984*

#### Bible Truth 2: He Never, Ever Disobeyed God

- 23 Bible Verse: Jesus Has Been Tempted Hebrews 4:15, ESV
- 24 *Extra Bible Verse: We Have a Great High Priest: Hebrews 4:14-15, NIV 1984*

#### Bible Truth 3: He Taught about God and Did Amazing Things

- 25 Bible Verse: Jesus Went Proclaimin' Matthew 4:23, ESV
- 26 *Extra Bible Verse: Lord, to Whom Shall We Go? John 6:68-69, ESV*
- 27 *Extra Bible Verse: Who Is This? Luke 8:25, NIV 1984*
- 28 *Extra Bible Verse: Jesus Said to Them: Matthew 16:15-16, ESV*

#### Bible Truth 4: He Died on the Cross for His People's Sins

- 29 Bible Verse: I Will Ransom Them Hosea 13:14, HCSB
- 30 *Extra Bible Verse: Blessed Are Those Romans 4:7-8, ESV*

#### Bible Truth 5: He Rose from the Dead

- 31 Bible Verse: Why Do You Seek? Luke 24:5-6, ESV
- 32 *Extra Bible Verse: I Am the Living One Revelation 1:17-18, ESV*
- 33 *Extra Bible Verse: He Is the Head of the Body Colossians 1:18, ESV*

#### Bible Truth 6: He Went Up to Rule in Heaven

- 34 Bible Verse: Gone into Heaven 1 Peter 3:21-22, ESV
- 35 *Extra Bible Verse: Jesus Christ Has Gone into Heaven 1 Peter 3:21-22, ESV (other version)*
- 36 *Extra Bible Verse Therefore God Exalted Him Philippians 2:9-11, NIV 1984*

listen to or download songs for free at <https://praisefactory.org>: Deep Down Detectives Music page

## Big Question 9, Bible Truth 1 Overview: Key Concepts

P.1

### Unit 9: Jesus, Immanuel, God with Us

**Unit Big Question (and Answer):** What Did Jesus Come to Do? Jesus Came to Bring Us to God!

**Unit Bible Verse:** "Christ suffered once for sins, the righteous for the unrighteous, that He might bring us to God." 1 Peter 3:18, ESV

### Bible Truth 1 Concept: Jesus Came to Bring Us to God... He Left His Home in Heaven to Save Us

Jesus is God's Son. He has always lived in heaven with God, the Father, and God, the Holy Spirit. Life with God, the Father, and God, the Holy Spirit was Perfect Wonderfulness-- the closest, most wonderful love. Jesus was full of the bright shininess of God's glorious goodness. He enjoyed all of the riches of heaven and the praise of all the angels.

But Jesus chose to leave His wonderful home in heaven. He came to earth, born a baby boy. Jesus was still God, just like before; but now He was a human, too. Life as a human wasn't anything like life in heaven. There were so many people who did not love or know God. There was so much sin and death all around Him. Jesus felt the difference inside of Himself, too. He had never known any limits in heaven, as God, the Son. But this human body He had was so weak and small. It needed sleep. It got cold and hungry and thirsty. Yes, life on earth was so very different than life in heaven.

So, why DID Jesus choose to leave behind all the wonderful things of heaven and come to earth? Because God loved us and wanted to save us. Only Jesus' perfect life could be the full payment for our sins. Only He could make the way for us to become God's dearly-loved people. Jesus knew this. He wanted to fulfill His Father's amazing plan. So, Jesus came. He suffered and died on the cross. On the third day, He rose from the dead in victory. Jesus had saved God's people! And by doing this very difficult and very painful thing for us, Jesus also showed to the whole world just how very deep is God's love for His people. We, too, can become God's people when we turn away from our sins and trust in Jesus, this wonderful Savior, ourselves.

### Bible Truth 1 Bible Verse: John 6:38, ESV

"For I have come down from heaven, not to do my own will but the will of him who sent me."

**Learn a Little:** "I have come from heaven... to do the will of him who sent me."

### Meaning

Jesus left His wonderful home in heaven to live on earth. Why? To carry out God's amazing plan. What was that plan? To save His sinful people from their sins so they could know Him and enjoy Him forever! What an amazing plan! What a wonderful God! Let's praise Him right now!

### Bible Truth 1 ACTS Prayer

- A** Jesus, we praise You for choosing to leave the Perfect Wonderfulness of heaven to be our Savior. You came to bring us to God.
- C** Jesus, we are all sinners who deserve God's punishment. We could never be God's people on our own. Only You could bring us to God.
- T** Thank You, Jesus, for dying on the cross to save all who turn away from their sins and trust in You as their Savior.
- S** Work in our hearts. Help us to turn away from our sins. Help us to trust in You as our Savior. Help us to tell others about You. In Jesus' name, we pray, Amen.

### Bible Truth 1 Story

#### The Case of the Lover Who Left It All Behind

*Luke 1-2; John 1,6*

**Big Question 9, Bible Truth 1 Overview: Key Concepts****p.2****Songs Used in Bible Truth 1**

Big Q & A 9 Song

Big Question 9 Song: What Did Jesus Come to Do?

Big Question 9 Bible Verse Song: Christ Once Suffered for Sins 1 Peter 3:18, ESV

*Extra Big Question 9 Bible Verse Song: For Christ Suffered Once for Sin*

*Extra Big Question 9 Bible Verse Song: For God So Loved the World John 3:16, ESV*

Big Question 9 Hymn: To God Be the Glory, v.1

Big Question 9 Praise Song: Blessed Be the Name

Bible Truth 1 Bible Verse: Down, Down, Down John 6:38, ESV

*Extra Bible Truth 1 Bible Verse: The Word Became Flesh John 1:14 NIV 1984*

*Extra Bible Truth 1 Bible Verse: Your Attitude Should Be Philippians 2:5-8, NIV 1984*

listen to or download songs for free at <https://praisefactory.org>: Deep Down Detectives Music page

**Lesson Plan: Big Question 9, Bible Truth 1**

use with all THREE lessons

**p.1****1. GETTING STARTED**

= follow the stars for a short &amp; simple lesson plan

<b>Intake Activity Ideas</b>	<b>Choose one of these open-ended activities to include children as they join the class:</b>
<b>Free Play Time</b> <i>suggestions in Appendix D</i>	Offer your own or some of the easy-to-make, free play activities suggested in Appendix D.
<b>OR Sing-along Music Time</b>  <i>lyrics and sheet music, Appendix A</i>  <i>listen to or download songs for free at <a href="https://praisefactory.org/DeepDownDetectivesMusicpage">https://praisefactory.org/Deep Down Detectives Music page</a></i>	<p>Music from Deep Down Detectives (DDD) ESV Songs 9:</p> <p>Big Q &amp; A 9 Song <span style="float: right;">DDD ESV Songs 9, track 12</span></p> <p>Big Question 9 Song <span style="float: right;">DDD ESV Songs 9, track 13</span></p> <p>Big Question 9 (Unit) Bible Verse Song:</p> <p>Christ Once Suffered for Sins 1 Peter 3:18, ESV (full version) <span style="float: right;">DDD ESV Songs 9, track 14</span></p> <p>Big Question 9 (Unit) Bible Verse Song:</p> <p>Christ Once Suffered for Sins 1 Peter 3:18, ESV (short version) <span style="float: right;">DDD ESV Songs 9, track 15</span></p> <p>Extra Big Question 9 (Unit) Bible Verse Song:</p> <p>For Christ Suffered Once for Sin 1 Peter 3:18, ESV (version 2) <span style="float: right;">DDD ESV Songs 9, track 16</span></p> <p>Extra Big Question 9 (Unit) Bible Verse Song:</p> <p>For God So Loved the World John 3:16, ESV <span style="float: right;">DDD ESV Songs 9, track 17</span></p> <p>Big Question 9 Hymn:</p> <p>To God Be the Glory, v.1 <span style="float: right;">DDD ESV Songs 9, track 18</span></p> <p>Big Question 9 Praise Song:</p> <p>Blessed Be the Name <span style="float: right;">DDD ESV Songs 9, track 19</span></p> <p>Bible Truth 1 Bible Verse Song:</p> <p>Down, Down, Down John 6:38, ESV <span style="float: right;">DDD ESV Songs 9, track 20</span></p> <p>Bible Truth 1 Extra Bible Verse Song:</p> <p>The Word Became Flesh John 1:14 NIV 1984 <span style="float: right;">DDD ESV Songs 9, track 21</span></p> <p>Bible Truth 1 Extra Bible Verse Song:</p> <p>Your Attitude Should Be Philippians 2:5-8, NIV 1984 <span style="float: right;">DDD ESV Songs 9, track 22</span></p> <p>Add more fun to Sing-along Music Time by adding a Music, Movement &amp; Memory Activity. These activities are listed on p.10 of this lesson plan with the Response Activities. Instructions found in Appendix B.</p>
<b>OR Bible Verse Memory Game</b>  <i>instructions found in Appendix B</i>	<p>Lesson 1 Game: Roll 'n' Toss</p> <p>Lesson 2 Game: Block Clapping</p> <p>Lesson 3 Game: Meet, Greet and Keep It Up</p> <p>These activities are also included on p.10 of this lesson plan with the Response Activities.</p>
<b>2. OPENING CIRCLE TIME (introduce the Bible Truth and tell the related Bible story)</b>	
<b>Gathering the Children</b>  <i>lyrics and sheet music, Appendix A</i>	<p>Sing verse 1 of The Classroom Song to gather the children for Circle Time.</p> <p><b>The Classroom Song, verse 1</b> <span style="float: right;">DDD ESV Songs 9, track 1</span></p> <p>Let's gather together to worship God,  Let's gather together to worship God,  Let's gather together to worship God,  Come gather here with me!</p>
<b>Welcome to Deep Down Detectives</b>	"Welcome to Deep Down Detectives. We're so glad you've joined us! Detectives are people who look for answers to questions. In Deep Down Detectives, we look for answers to big questions about God. We dig deep down in the truths of God's Word to find them."

**2. OPENING CIRCLE TIME, continued**

= follow the stars for a short &amp; simple lesson plan

<p><b>Deep Down Detectives Theme Song</b></p> <p><i>lyrics and sheet music, Appendix A</i></p>	<p>"Let's sing our Deep Down Detectives Theme Song."</p> <p> <b>Deep Down Detectives Theme Song</b> <span style="float: right;">DDD ESV Songs 9, track 5</span></p> <p>We're Deep Down Detectives, diggin' deep in God's Word, For truths about God and His plans for this world, We're seeking to love Him, with all of our heart, We're Deep Down Detectives! Come on! Let's start!</p>
<p><b>Classroom Rules Song</b></p> <p><i>lyrics and sheet music, Appendix A</i></p>	<p>There are two very important things that Deep Down Detectives do together: we worship God and we love one another. Our Classroom Rules Song reminds us how we should act. Let's sing it."</p> <p><b>Classroom Rules Song</b> <span style="float: right;">DDD ESV Songs 9, track 6</span></p> <p>Shh, be quiet while someone is talking, Raise your hand, if you have something to say, Don't touch your friend, sitting beside you, Obey your teachers, Be kind as you play. These are our classroom rules, These are our classroom rules, They help us worship God and love one another, These are our classroom rules.</p>
<p><b>Opening Prayer Time</b></p> <p><i>lyrics and sheet music, Appendix A</i></p>	<p>"Children, we need God's help to keep these rules. Let's ask Him to help us right now. Let's get ready and pray."</p> <p><b>Let's Pray</b> <span style="float: right;">DDD ESV Songs 9, track 7</span></p> <p>1-2-3! Fold your hands, Bow your head, Close your eyes. Let's pray! <i>(repeat)</i></p> <p>"Let's pray:"</p> <p> <b>Opening Prayer</b></p> <p>Dear Lord, We're so glad to get to gather together to worship You! Please help us keep the classroom rules. Please help us to love You and learn about You today. In Jesus' name we pray. Amen.</p>

**Lesson Plan: Big Question 9, Bible Truth 1** use with all THREE lessons**p.3****2. OPENING CIRCLE TIME, continued**

= follow the stars for a short &amp; simple lesson plan

**Reveal the Big Question****Introduce the Big Question Box/Briefcase**

lyrics and sheet music,  
Appendix A

"Detectives INVESTIGATE things. That means they ask questions and look for answers. Deep Down Detectives investigate big questions about God. The Big Question we are investigating today is right inside our Big Question Box/Briefcase.

**The Big Question Box Song**

DDD ESV Songs 9, track 8

We've got a big box,  
All closed up and locked,  
Filled with the truths of God's Word.

We've got a brief case,  
There's no time to waste,  
Come on, kids, let's open it up!

**The Big Question under Investigation**

VISUAL take out  
AID



of BQB

Big Question &  
Answer Sign, front side

\*found in the DDD Unit 9  
Visual Aids, ESV Book

Ok, who would like to open for me and pull out the Big Question?"

Choose a child to open the box/briefcase, take out the Big Question and hand it to you, then hold up the Big Question sign for all the children to see, and say:

The Big Question we are investigating today is Big Question Number 9:

**What Did Jesus Come to Do?**

and the Answer is:

**Jesus Came to Bring Us to God!****Big Question Meaning**

In the beginning, God created the world perfectly. What a wonderful, special closeness people enjoyed with Him! Yes, it was "Perfect Wonderfulness" knowing God and living in His world. It could have stayed that way forever, but it did not. All of this perfection was broken when people disobeyed God. The big Bible word for disobeying God is "sin."

When we look around us, we can see the sadness that sin brought into God's good world. So much in this world is not perfect or wonderful anymore! We've lost the special closeness with God, too. Yes, when sin came into the world, it spoiled so many things.

But would all this sin and sadness last forever? People certainly deserved it to. After all, they had turned away from God. Now people deserved His punishment, not His love.

But God treats us so much better than we deserve! From the beginning, He had an amazing plan to bring sinful people like us back to Himself. How? He promised to send a Savior. That Savior was Jesus, God's own Son. Jesus lived a perfect life, then He gave it up as the full payment for sins as He suffered and died on the cross. On the third day, Jesus rose from the dead, showing He had really done it! He had beaten sin and death for God's people! We can become God's people, too, when we turn away from our sins and trust in Jesus as our Savior. Then, we will get to know God in our hearts; and one day, we will get to go live with God and enjoy all of His Perfect Wonderfulness forever!

**Big Question Songs**

"Let's sing our Big Question Song:

**Big Q & A 9 Song****Big Q & A 9 Song**

DDD ESV Songs 9, track 12

(adapted version of "This Old Man")

lyrics and sheet music,  
Appendix A

What did Jesus come to do?  
What did Jesus come to do?  
Jesus came to bring us to God.  
That's what Jesus came to do!



**2. OPENING CIRCLE TIME, continued**

= follow the stars for a short &amp; simple lesson plan

**Learning about  
the Big Question  
(use one or both)***Repeat the Big Question and Answer again:***"What Did Jesus Come to Do? Jesus Came to Bring Us to God!"***Say: "Hmmm, I wonder what that means... Let's do our action rhyme (or sing our song) that explains it."**Then do the action rhyme or sing the song using any of the optional motions suggested, if desired.***Big Question  
Action Rhyme****Big Question 9 Action Rhyme****(POSSIBLE ACTIONS)**

You and me, we disobey God,  
That's very, very bad!  
We all deserve God's punishment.  
That's very, very sad!

*point out to someone else; point to yourself*  
*Shake your head sideways, slowly a couple of*  
*times, making a disapproving face*  
*Stretch out our arms wide for "all"*  
*Make sad face*

But God loved us so very much,  
That He sent His Son, Jesus,  
To save us and take away  
all of our sins,  
So we could be friends  
with God again!

*put your hand on your heart*  
  
*make a cross using your index fingers*  
  
*clap and cheer for this good news!*

**Big Question  
(Action Rhyme)  
Song***lyrics and sheet music,  
Appendix A***Big Question 9 (Action Rhyme) Song***DDD ESV Songs 9, track 13***Refrain**

What did Jesus come to do?  
Jesus came to bring us to God.  
What did Jesus come to do?  
Jesus came to bring us to God.

**(POSSIBLE ACTIONS)***point up to heaven***Verse 1**

In the beginning, people enjoyed  
Perfect fellowship with God.  
But they disobeyed, their fellowship lost.  
Would things always stay this way? *Refrain*

*smile and hug yourself**shake head "no" and wag index  
side to side, disapprovingly***Verse 2**

At just the right time,  
God sent His Son to pay for His people's sins,  
He offered His life, the perfect sacrifice,  
Gave them fellowship with God again. *Refrain*

*make a cross using your index  
finger**smile and hug yourself***Verse 3**

On the third day, Jesus rose from the grave,  
Then He went back home to heav'n.  
Now all who repent and believe in Him,  
Can know God forever. *Refrain*

*hold up three fingers*  
*make rise motion with your hands*  
*point up to heaven*

**Lesson Plan: Big Question 9, Bible Truth 1**

use with all THREE lessons

**p.5****2. OPENING CIRCLE TIME, continued**

★ = follow the stars for a short &amp; simple lesson plan

**Learning the Bible Truth**

VISUAL take out

AID

#2



of BQB

VISUAL AID

All the Bible Truths Sign

★ "Jesus Came to Bring Us to God" is a good beginning, but there's so more to learn. So it's time for us to dig down even deeper for more answers to our Big Question about God. We're going to be learning **SIX** Bible truths that all tell us more about Jesus.

Who would like to hand me the picture with our six Bible truths on it? It's in the Big Question Box/Briefcase." *Choose a child to get it and hand it to you, then hold it up and show them the pictures of the six truths they will be learning.*

*After everyone has had a good look, say...*

**Bible Truth Clue**

VISUAL take out

AID

#3



of BQB

Bible Truth Clue Sign,  
front side  
VISUAL AID

"Ok, now let's look at our Bible Truth Clue sign and see if we can figure out which of these six truths we will be learning about today. Who would like to get it out of the Big Question Briefcase for me?"

*Choose a child to open the briefcase, take out the Bible Truth Clue sign and hand it to you. Hold up the front side for the children to see. Cover up the answer, written along the bottom, and say:*

**"What Did Jesus Come to Do?****Jesus Came to Bring Us to God!****He Left His Home in ???? to Save Us!"**

We're missing one word. Here's the hint to what the missing word is. It says: "Jesus' home is where the angels live. It starts with an "h" and it rhymes with "seven."

Can you guess? It's "heaven."

So the Bible Truth we are learning today is:

*(uncover answer from bottom of sign, show it to them and say:)*

★ **"What Did Jesus Come to Do?****Jesus Came to Bring Us to God!****He Left His Home in Heaven to Save Us!"**

And here is what this Bible Truth means: *(read the meaning off of the back of the sign, say:)*

**Bible Truth Meaning**

★ Jesus is God's Son. He has always lived in heaven with God, the Father, and God, the Holy Spirit. Life with God, the Father, and God, the Holy Spirit was Perfect Wonderfulness-- the closest, most wonderful love. Jesus was full of the bright shininess of God's glorious goodness. He enjoyed all of the riches of heaven and the praise of all the angels.

But Jesus chose to leave His wonderful home in heaven. He came to earth, born a baby boy. Jesus was still God, just like before; but now He was a human, too. Life as a human wasn't anything like life in heaven. There were so many people who did not love or know God. There was so much sin and death all around Him. Jesus felt the difference inside of Himself, too. He had never known any limits in heaven, as God, the Son. But this human body He had was so weak and small. It needed sleep. It got cold and hungry and thirsty. Yes, life on earth was so very different than life in heaven.

So, why DID Jesus choose to leave behind all the wonderful things of heaven and come to earth? Because God loved us and wanted to save us. Only Jesus' perfect life could be the full payment for our sins. Only He could make the way for us to become God's dearly-loved people. Jesus knew this. He wanted to fulfill His Father's amazing plan. So, Jesus came. He suffered and died on the cross. On the third day, He rose from the dead in victory. Jesus had saved God's people! And by doing this very difficult and very painful thing for us, Jesus also showed to the whole world just how very deep is God's love for His people. We, too, can become God's people when we turn away from our sins and trust in Jesus, this wonderful Savior, ourselves.

**Lesson Plan: Big Question 9, Bible Truth 1** use with all THREE lessons**p.6****2. OPENING CIRCLE TIME, continued**

= follow the stars for a short &amp; simple lesson plan

**Learning the Bible Verse****The Bible Chant Song**lyrics and sheet music,  
Appendix A

"And how do I know this is true? God tells me so in His special book, the Bible."

Say or sing the Bible Chant Song.

**The Bible Chant Song**

DDD ESV Songs 9, track 9

The Bible, the Bible,  
Let's get out the Bible.  
Let's hear what God has to say.  
The Bible, the Bible,  
God's given us the Bible.  
It's His Word for us to learn and obey! Yay!

**Bible Verse**DDD 9.1 Bible Verse-front  
side (in the DDD Bible folder)VISUAL  
AID

#4

Place  
verse in  
take out  
of BQB  
DDD Bible  
Folder\*found in the DDD Unit 9  
Visual Aids, ESV Book

"Who would like to get our Bible folder out of the Big Question Briefcase for me?"

Choose a child to open the briefcase, take out the "Bible" folder and hand it to you. Remove the Bible Verse Picture from the "Bible" folder and hold it up for all the children to see, then say:

John 6:38 tells us:

★ **John 6:38, ESV**

"For I have come down from heaven, not to do my own will but the will of him who sent me."

**Learn a Little:** "For I have come from heaven... to do the will of him who sent me."**Bible Verse Meaning**★ **What does that mean?**

Jesus left His wonderful home in heaven to live on earth. Why? To carry out God's amazing plan. What was that plan? To save His sinful people from their sins so they could know Him and enjoy Him forever! What an amazing plan! What a wonderful God! Let's praise Him right now!

2. OPENING CIRCLE TIME, continued



= follow the stars for a short & simple lesson plan

Bible Verse  
Song

lyrics and sheet music,  
Appendix A

You might also enjoy:

The Word Became Flesh:  
John 1:14, NIV 1984  
DDD ESV Songs 9, track 21

Your Attitude Should Be:  
Philippians 2:5-8, NIV 1984  
DDD ESV Songs 9, track 22

We've said our Bible verse, now let's sing it!

Down, Down, Down: John 6:38

DDD ESV Songs 9, track 20

Down, down, down,  
I have come down,  
Down, down, down,  
I have come down.  
I've come down from heaven,  
Not to do my own will,  
But the will of him,  
Of him, who sent me. (Repeat)  
John Six, thirty-eight.





**Lesson Plan: Big Question 9, Bible Truth 1**

use with all THREE lessons

p.8

**2. OPENING CIRCLE TIME, continued**

= follow the stars for a short &amp; simple lesson plan

<b>Getting into the Case</b>	<p>"Now it's time to do a bit more deep down investigating. Let's see what Detective Dan wants us to help him figure out. Would someone like to get it out for me?"</p>
<b>Listening Assignments</b>  <div style="display: flex; justify-content: space-around; align-items: center;"> <div style="text-align: center;"> <i>Place in</i>    <i>of BQB</i> </div> <div style="text-align: center;"> <i>take out</i>    <i>of BQB</i> </div> </div>	<p><b>NOTE: Listening assignments are most suitable for ages 3+. Skip straight to the Bible story (see bottom of this page), if working with 2 year olds.</b></p> <p>"Let's open up our listening assignment and see what we are supposed to figure out today.</p> <p><i>Choose a child to take out the Listening Assignment (from the DDD Bible Folder) and hand it to you. Read Detective Dan's letter to the children that includes the listening assignment. The listening assignments are summarized below:</i></p>
<p>VISUAL AID</p> <div style="border: 1px solid black; padding: 5px; text-align: center; width: 40px; margin: 0 auto;">#5</div> <p>DDD Unit 9 Visual Aids, ESV</p>	<p><b><u>Detective Dan's Lesson #1 Listening Assignment:</u></b></p> <p>I need to find out:</p> <ol style="list-style-type: none"> <li><b>1. Who was the lover? Whom did He love?</b></li> <li><b>2. What did He leave behind, and why?</b></li> </ol>
<p>VISUAL AID</p> <div style="border: 1px solid black; padding: 5px; text-align: center; width: 40px; margin: 0 auto;">#6</div> <p>DDD Unit 9 Visual Aids, ESV</p>	<p><b><u>Detective Dan's Lesson #2 Listening Assignment:</u></b></p> <p><b>Our Bible Verse is John 6:38:</b> "For I have come down from heaven, not to do my own will but the will of him who sent me."</p> <p>I need to find out:</p> <ol style="list-style-type: none"> <li><b>1. Whose will (plan) did Jesus come down from heaven to do?</b></li> <li><b>2. What was the plan, and did Jesus do it?</b></li> </ol>
<p>VISUAL AID</p> <div style="border: 1px solid black; padding: 5px; text-align: center; width: 80px; margin: 0 auto;">#7A,B,C</div> <p><i>*Listening Assignment #3 includes the Assignment Sheet, plus 6 clue pictures*</i></p> <p>DDD Unit 9 Visual Aids, ESV</p>	<p><b><u>Detective Dan's Lesson #3 Listening Assignment:</u></b></p> <p>I found six clues, but only 4 of them are in the story. Our six clues were: a tulip, a fish, a crown, a book, a woman named Mary, and a sailboat. <i>Hold each of them up for the children to see as you identify them.</i></p> <p>I need to figure out:</p> <ol style="list-style-type: none"> <li><b>1. Which four belong in the story and which two don't?</b></li> <li><b>2. What did the people ask Jesus to give them? What did He give them instead?</b></li> </ol>
<p><b>Tell the Bible Story</b> ★</p> <div style="display: flex; justify-content: space-around; align-items: center;"> <div style="text-align: center;"> <i>Place story &amp; pics in</i>    <i>of BQB</i> </div> <div style="text-align: center;"> <i>take out</i>    <i>of BQB</i> </div> </div> <p>DDD Unit 9 Visual Aids, ESV</p> <p><b>Story text included in this book right after this lesson plan and in Visual Aids book</b></p>	<p>★ <b>Then say,</b> "Ok, Deep Down Detectives! Put on your best listening ears and see if you can hear the answers to Detective Dan's questions. When I finish telling the story, we will see if we can answer all the questions."</p> <p>★ <b>Bible Story: The Case of the Lover Who Left It All Behind</b></p> <p><i>Luke 1-2; John 1,6</i></p> <p><i>Read the Bible Truth story, putting up the storyboard pictures/using Story Scenes as you tell it. Then, have the children answer the listening assignment. Present the gospel and lead in prayer.</i></p> <p><i>*Answers to questions; the gospel; and, ACTS prayer are included with the story text.*</i></p>

**Lesson Plan: Big Question 9, Bible Truth 1**

use with all THREE lessons

**p.9****2. OPENING CIRCLE TIME, continued**

= follow the stars for a short &amp; simple lesson plan

<b>Story Response Song(s)</b>  <b>Hymn</b>  <i>lyrics and sheet music, Appendix A</i>	<p><i>As attention span and time allow, you might want to end with one of the following songs which also tie in with the unit. If desired, use the Music and Movement activity ideas while singing (listed with the Response Activities).</i></p> <p><b>To God Be the Glory</b> <span style="float: right;"><i>DDD ESV Songs 9, track 18</i></span></p> <p><b>Verse 1</b>          To God be the glory, great things He hath done;          So loved He the world that He gave us His Son.          Who yielded His life, an atonement for sin,          And opened the lifegate that all may go in.</p> <p><b>Tie-in:</b> Children, oh what great things God has done for us! He sent Jesus to save us from our sins so we can be friends with God! Let's tell Him how great He is! Let's give God glory!</p>
<b>Praise Song</b>  <i>lyrics and sheet music, Appendix A</i>	<p><b>Praise Song: Blessed Be the Name</b> <span style="float: right;"><i>DDD ESV Songs 9, track 19</i></span></p> <p>Blessed be the name, Blessed be the name,          Blessed be the name of the Lord;          Blessed be the name, Blessed be the name,          Blessed be the name of the Lord.</p> <p><b>Tie-in:</b> "Children, how wonderful, how blessed is the name of Jesus! He came to take the punishment for disobeying for EVERYONE who says sorry to God, turns away from disobeying Him, and trusts in Jesus to save them. Let's praise! Let's bless His name, the Lord Jesus!"</p>

**3. TAKING ACTION: Response Activities** *(choose from among these activities)*

<b>Transition to Activities</b>	<p> Well, Deep Down Detectives, you've done a great job diggin' deep down for answers in the truths of God's Word. Now it's time to enjoy some activities."</p> <p><i>Tell children what activity/s you are providing for them: either free play or some of the response activities listed below. When you are ready to dismiss them, use this song to help the children transition in an orderly fashion to their next activity.</i></p>
<b>Classroom Song, verse 2</b>  <i>lyrics and sheet music, Appendix A</i>	<p>"Children, let's sing our Time to Play Song. When we are finished you may get up and walk over to our next activity."</p> <p><b>Classroom Song, verse 2</b> <span style="float: right;"><i>DDD ESV Songs 9, track 2</i></span></p> <p>We've gathered together to worship God,          We've gathered together to worship God,          And now it's time to play.</p> <p><i>Dismiss the children to whatever activities you have prepared for them to do.</i></p>


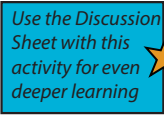

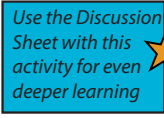

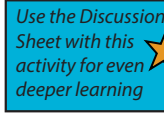


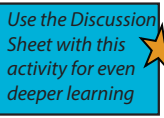

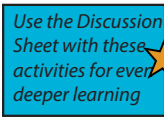



**Lesson Plan: Big Question 9, Bible Truth 1**

use with all THREE lessons

**p.10****3. TAKING ACTION: Response Activities** (choose from among these activities)




= short &amp; simple lesson plan

<b>Response Activities</b>	Choose one or more activities appropriate for your children, based on classroom time and developmental needs. <b>Add the Discussion Sheet to any activity for deeper learning.</b> 
<b>Bible Verse Memory Game</b>  <i>game directions, Appendix B</i>	<p>Though listed with the opening activities, you may choose to use this Bible verse game here instead (or as a repeat).</p> <ul style="list-style-type: none"> <li>Lesson 1 Game: Roll 'n' Toss</li> <li>Lesson 2 Game: Block Clapping</li> <li>Lesson 3 Game: Meet, Greet and Keep It Up</li> </ul> <div>   </div> <p>Discussion Questions</p>
<b>Music, Movement &amp; Memory Activity</b>  <i>game directions, Appendix B</i>	<p>A music activity that uses the songs from the Bible Truth and Big Question unit.</p> <ul style="list-style-type: none"> <li>DDD Songs for this Bible Truth, plus:</li> <li>Lesson 1 Activity: Musical Squares</li> <li>Lesson 2 Activity: Thumping Drums</li> <li>Lesson 3 Activity: Say, Spring Up and Shout</li> </ul> <div>   </div> <p>Discussion Questions</p>
<b>Bible Story Review Game</b>  <i>game directions, Appendix B</i>	<p>A game that uses the storyboard pictures from the story to review the story.</p> <ul style="list-style-type: none"> <li>Lesson 1 Game: Treasure Hunt</li> <li>Lesson 2 Game: Look Who's Coming Down the Tracks</li> <li>Lesson 3 Game: Can You Remember?</li> </ul> <div>   </div> <p>Discussion Questions</p>
<b>Coloring Pages/ Take Home Sheets</b>  <i>in Appendix C</i>  	<p>A coloring page related to the lesson assignment question is provided for each lesson. On the back of each are the key concepts, a few questions and a song for parents to use with their children.</p> <p>NOTE: Upgrade your coloring sheet to a more interesting craft by offering simple embellishments, such as jiggly eyes, craft sand, glitter, glitter glue, colored paper dots (made with a hole punch), fabric scraps, etc. Make cut-to-size glued-on clothes, hair, etc for characters by using a copy of the coloring sheet, cutting out the selected portions and making them the patterns for whatever you want to cut out of fabric, paper, foil, etc.</p> <ul style="list-style-type: none"> <li>Lesson 1 Coloring Sheet Emphasis: Bible Truth</li> <li>Lesson 2 Coloring Sheet Emphasis: Bible Verse</li> <li>Lesson 3 Coloring Sheet Emphasis: ACTS Prayer</li> </ul> <div>   </div> <p>Discussion Questions</p>
<b>Extra Crafts:</b> <b>Big Question Craft</b> <i>in Appendix C</i>  <b>Bible Verse Craft</b> <i>in Appendix C</i>  <b>Bible Story Puzzle</b> <i>in Appendix C</i>	<p><b>These crafts are slightly more complex than the coloring/take home sheets:</b></p> <p><b>The Bible Concept Go-and-Tell Craft</b> is a craft that summarizes the Bible concept and includes the Bible verse is included for those desiring more than a coloring sheet. This more complex craft will involve gluing, sticking, etc. Can be used at any time.</p> <p>The <b>Bible Story Coloring Sheet</b> provides a tie in between the Bible story and the Bible truth they are learning.</p> <p>The <b>Storyboard Picture Placement Page</b> has been made into a puzzle that can be cut out and re-assembled by the children. This provides a nice summary of the story.</p> <div>   </div> <p>Discussion Questions</p>
<b>Free Play Activities</b> <i>ideas in Appendix D</i>	<p>Offer your own or some of the easy-to-make, free play activities suggested in Appendix D.</p>

**Lesson Plan: Big Question 9, Bible Truth 1**

use with all THREE lessons

**p.11****4. CLOSING CIRCLE TIME** *(End-of-session activities for the last 5-10 minutes of class time)* = short & simple lesson plan

<p><b>Transition to Closing Circle</b></p> <p><b>Classroom Song, verse 3</b></p> <p><i>lyrics and sheet music, Appendix A</i></p>	<p><i>Use this song to help the children transition in an orderly fashion. Start singing this song and ask the children to gather with you for Closing Circle Time.</i></p> <p><b>Classroom Song, verse 3</b> <span style="float: right;"><i>DDD ESV Songs 9, track 3</i></span></p> <p>It's time to get ready to go and tell, It's time to get ready to go and tell, Come gather here with me.</p>
<p><b>Closing Circle Time</b></p> <p><b>Classroom Song, verse 4</b></p> <p><i>lyrics and sheet music, Appendix A</i></p>	<p><i>When children are settled in the circle, say:</i></p> <p>"It's almost time for your parents to come pick you up. And do you know what that means? It means.... (draw this out to build anticipation and excitement)...that it's almost time to go home and....it's almost time to...Go and Tell! We have learned some big news about God today. God wants us to take and tell it to the whole world!"</p> <p><b>Classroom Song, verse 4</b> <span style="float: right;"><i>DDD ESV Songs 9, track 4</i></span></p> <p>So what's our big news to go and tell, So what's our big news to go and tell, Can you tell me now?</p>
<p><b>Big News to Tell</b></p> <p><b>Big Question 9</b></p> <p><i>VISUAL AID</i></p> <p></p> <p><i>*found in the DDD Unit 9 Visual Aids, ESV Book</i></p> <p><i>lyrics and sheet music, Appendix A</i></p> <p><b>Big Question 9, Bible Truth 1</b></p> <p><i>VISUAL AID</i></p> <p></p>	<p>"Let's see....there's so much big news to tell! There's so much we've learned!</p> <p>First of all, can you tell me the answer to our <b>Big Question: "What Did Jesus Come to Do?"</b> Hold up the Bible Truth Clue Picture.</p> <p>Say the answer with me: <b>"Jesus Came to Bring Us to God!"</b></p> <p><i>(If desired, you can sing one/both of the Big Question songs.)</i> <span style="float: right;"><i>DDD ESV Songs 9, tracks 12,13</i></span></p> <p>And what's one way He does this? What did we learn? <i>Point to the picture.</i></p> <p><b>He Left His Home in Heaven to Save Us!</b></p> <p>"And how do I know this is true? Can you tell me?"</p>
<p><b>Big Question 9 Bible Truth 1 Bible Verse</b></p> <p><i>VISUAL AID</i></p> <p></p> <p><i>*found in the DDD Unit 9 Visual Aids, ESV Book</i></p> <p><i>lyrics and sheet music, Appendix A</i></p>	<p>Say it with me: <b>"The Bible tells me so!"</b> That's right!</p> <p>We learned: <b>John 6:38:</b></p> <p>"For I have come down from heaven, not to do my own will but the will of him who sent me."</p> <p><b>Learn a Little:</b> "For I have come from heaven... to do the will of him who sent me."</p> <p>Jesus left His wonderful home in heaven to live on earth. Why? To carry out God's amazing plan. What was that plan? To save His sinful people from their sins so they could know Him and enjoy Him forever! What an amazing plan! What a wonderful God! Let's praise Him right now!</p> <p><i>(If desired, you can sing the Bible verse song.)</i> <span style="float: right;"><i>DDD ESV Songs 9, track 20</i></span></p>

**Lesson Plan: Big Question 9, Bible Truth 1**

use with all THREE lessons

**p.12****4. CLOSING CIRCLE TIME, continued**

= follow the stars for a short &amp; simple lesson plan

<b>Closing ACTS Prayer Time</b>  <b>ACTS Prayer Chant</b>  <i>lyrics and sheet music, Appendix A</i>	<p><i>Let's ask God to help us to remember this and even tell others this good news. Let's get ready and pray our ACTS prayer.</i></p> <p><i>And what does ACTS mean? Let's sing/say our ACTS Prayer Chant!</i></p> <p><b>ACTS Prayer Chant Song</b> <span style="float: right;"><i>DDD ESV Songs 9, tracks 10,11</i></span></p> <p>A, Adoration, God, we praise You!  C, Confession, Forgive us our sins.  T, Thanksgiving, Thank You for Jesus,  S, Supplication, Help us to live like Him.</p> <p>That's the ACTS prayer, my friend,  Bow your head, Close your eyes, Shhh,  Let's begin.</p>
<b>Closing ACTS Prayer</b>	<p>"Let's pray!"</p> <p><i>Lead the children in the ACTS prayer for this Bible Truth.</i></p> <p><b>A</b> Jesus, we praise You for choosing to leave the Perfect Wonderfulness of heaven to be our Savior. You came to bring us to God.</p> <p><b>C</b> Jesus, we are all sinners who deserve God's punishment. We could never be God's people on our own. Only You could bring us to God.</p> <p><b>T</b> Thank You, Jesus, for dying on the cross to save all who turn away from their sins and trust in You as their Savior.</p> <p><b>S</b> Work in our hearts. Help us to turn away from our sins. Help us to trust in You as our Savior. Help us to tell others about You.</p> <p>In Jesus' name, we pray, Amen.</p>
<b>5. TAKING IT HOME</b> <i>(Take Home Sheet)</i>	
<b>Clean up and Dismissal</b>	<p>"Now it's time to work together and clean up."  <i>Have the children join you in cleaning up the room.</i></p>
<b>Coloring Pages/ Take Home Sheets</b>  <i>in Appendix C</i>	<p><i>Give out the craft/take home sheet and any other papers from the session, as you dismiss children from class.</i></p> <p><i>(Reminder: The back side of the coloring page is the take home sheet for each lesson.)</i></p>
<b>Bible Story to Take-Home</b>  <i>in Appendix C</i>	<p>You may also want to include a copy of the story along with the take home sheet. (However, each coloring sheet/take home sheet includes a note to parents telling where they can download the story from the Parent Resources section on the website.</p>

**Bible Story for Big Question 9, Bible Truth 1** use with all THREE lessonsPlace  
story in

take out

P.1

**The Case of the Lover Who Left It All Behind***Luke 1-2; John 1,6*

of BQB

**Story-telling Tips**

Ahead of time:

1. Read the Bible verses and story. Pray!
2. Choose story action cues and/or prepare storyboard figures, if using. (Included in Visual Aids book)
3. Practice telling story with the storyboard pictures, timing your presentation. Shorten, if necessary.

During your presentation:

1. Maintain as much eye contact as possible as you tell the story.
2. Put up storyboard figures/add story action cues as you tell the story. Allow the children to help you put them on the board, if desired.
3. Include the children in your story with a few questions about what they think will happen or words/concepts that might be new to them.
4. Watch the kids for signs that their attention span has been reached. Shorten, if necessary.

**INTRODUCTION/ LISTENING ASSIGNMENTS**

**"Our story is called: The Case of the Lover Who Left It All Behind. Here is your listening assignment."** Read from Detective Dan's Listening Assignment signs, but questions are summarized below:

**Detective Dan's Lesson #1 Listening Assignment:**

I need to find out:

1. Who was the lover? Whom did He love?
2. What did He leave behind, and why?

**Detective Dan's Lesson #2 Listening Assignment:**

**Our Bible Verse is John 6:38:** "For I have come down from heaven, not to do my own will but the will of him who sent me."

I need to find out:

1. Whose will (plan) did Jesus come down from heaven to do?
2. What was the plan, and did Jesus do it?

**Detective Dan's Lesson #3 Listening Assignment:**

I found six clues, but only 4 of them are in the story.

Our six clues were: a tulip, a fish, a crown, a book, a woman named Mary, and a sailboat.

*Hold each of them up for the children to see as you identify them.*

I need to figure out:

1. Which four belong in the story and which two don't?
2. What did the people ask Jesus to give them? What did He give them instead?

**Read the assignment questions, THEN SAY,**

"Ok, Deep Down Detectives! Put on your best listening ears and see if you can hear the answers to Detective Dan's questions. When I finish telling the story, we will see if we can answer all the questions."

*Read the Bible Truth story, answer questions, present the gospel and lead in prayer.*

*Answers to questions; the gospel; and, ACTS prayer are included with the story text.*

**Bible Story for Big Question 9, Bible Truth 1** use with all THREE lessons**P.2****The Case of the Lover Who Left It All Behind** *Luke 1-2; John 1,6**Story with lines separating paragraphs (text in bold, optional interaction cues in italics)*

**On one, special night, baby Jesus was born to Mary. Jesus cried like other babies. He was hungry like other babies. He needed his mother to care for him like other babies, too. Yes, in many ways Jesus was just like us.**

**But there were some things that were very different about baby Jesus, too. Jesus wasn't ONLY human like we are. He didn't have a man for a father like we do. Jesus was GOD's Son! And what had God's Son come to do? The angel told the shepherds on the night Jesus was born. Do you remember what he said?**

*Do you know?*

**"A Savior has been born to you; the Messiah, the Lord," the angel said. This was God's Son, the Messiah, come to save God's people!**

**And what's more, Jesus didn't just begin His life as a baby, like you and I did. No! Jesus had always been alive. He had always been enjoying the Perfect Wonderfulness of love and fellowship with God, His Father, and God, the Holy Spirit. And oh, how perfect and wonderful that life was! It was the kind of life no one would ever want to leave.**

**But Jesus DID leave that Perfect Wonderfulness. Not because He was bored or didn't like it anymore. Jesus left it because He was going to carry out God's great plan. Can you remember what that plan was?**

*Can you remember?*

**It was to save people from their sins so they could be God's dearly-loved people and enjoy Him forever. Yes, it was for love of God, His Father... and for love of us, that Jesus left His home in heaven to come to earth and be born a baby.**

**Jesus was born a baby, but He didn't stay that way. Up, up, up, He grew, just like we do.**

**And when Jesus had grown up to be a full-grown man, it was time for Him to TEACH people about God and to TELL them why God had sent Him. It was time to SHOW them by God's amazing power that He really was God's Son, sent to save them.**

**So, off went Jesus and His disciples. Up to the fish town of Capernaum by the Sea of Galilee. Down to the big city of Jerusalem. And even out, over, and away, to some of the cities of Israel's enemies. And everywhere Jesus went, He TAUGHT the people about God and TOLD them why God had sent Him. He SHOWED them by God's amazing power that He was God's Son, sent to save them.**

**As Jesus spoke about God, people wanted to hear more that He had to say. And as Jesus did amazing things by God's power, people wanted to see Him do even more. No one had ever heard someone teach about God like Jesus did, or ever seen someone do the amazing things He did by God's power.**

**Bible Story for Big Question 9, Bible Truth 1**

use with all THREE lessons

**P.3***Story with lines separating paragraphs (text in bold, optional interaction cues in italics)*

**News about Jesus spread quickly. Soon big crowds followed Him. One day, a huge crowd sailed with Jesus to a mountain on the other side of the Sea of Galilee. They docked the boats and climbed with Jesus and His disciples to the top of the mountain. More and more people gathered until there was over five thousand people. What a crowd! They listened to Jesus tell about God from God's Word. They brought their sick to Him to be healed by God's power.**

**The people stayed up on that mountain with Jesus all day. They stayed so long that they had to spend the night there, too. They stayed so long that they ran out of food and were hungry. "Grumble! Grumble!" went those thousands of hungry stomachs. "We need food," said those thousands of hungry mouths, but no one had any food with them in that faraway place.**

**No one, that is, except a boy with two fish and five, little loaves of bread. But that little bit of fish and bread could never feed thousands of grumbly stomachs...or could it?**

*What do you think?*

**Jesus took the fish and bread, gave thanks to God, His Father, and gave it to the crowds to eat. God's power was at work through Jesus once more. Wonders of wonders, that little bit of fish and bread spread further and further and further until everyone there had bellies full of food! Why, there were even twelve baskets of fish and bread scraps left over after they had all finished eating!**

**How excited the crowd was when they saw what Jesus had done! "Surely Jesus is the special leader Moses promised God would send us one day," the people told each other. "Let's grab him and make him our king," they decided. "Just think: if Jesus is our king, he could use his amazing powers to give us everything we want. It could be like the days of Moses when God gave our people manna--the yummy food, straight from heaven," they thought. "Why, he could give us more than that! He could give us ALL the good things we want and he could give them to us RIGHT NOW. Wouldn't it be wonderful to have a king like that?" they exclaimed.**

**But Jesus knew just what those people were thinking. They had it all wrong! Yes, He WAS the special leader God had promised to send one day. And yes, He was a king—their king. But He wasn't the kind of king they thought He was. Jesus hadn't come just to fill their bellies with good food from heaven or to give them other good things they wanted right then. He had come to do God's will and give them something they needed much more. Do you remember what Jesus came to do?**

*Do you remember?*

**Jesus had come to save them from sin and death so they could be God's dearly-loved people forever.**

**Now, the people might LIKE their bellies filled with bread. They might LIKE to get whatever good things they wanted. But what they really NEEDED was what Jesus had come to do: to save them from their sins. So Jesus refused to do things the way these people wanted Him to. He would do things God's way. He would be their Savior!**

**So Jesus went further into the mountains, away from the crowd so they couldn't find Him. Then late that night, Jesus and His disciples sailed back across the Sea of Galilee to Capernaum, without the crowds knowing where He had gone.**

**The next day, the people realized Jesus was missing. They went looking everywhere for Him. They couldn't stop thinking about how He had given them all that yummy fish and bread by God's power. They wanted Jesus to give them more food and other good things like that. They looked and looked for Him.**



*Story with lines separating paragraphs (text in bold, optional interaction cues in italics)*

**"Jesus, where are you? Are you up on the mountain where you gave us the food yesterday?" they wondered. No, Jesus was not there.**

**"Are you way up on the mountain by yourself somewhere?" they wondered. No, Jesus was not there.**

**So, at last, they went down to their boats and sailed back to Capernaum. "Jesus, are you here in Capernaum?" they wondered. Yes, there He was!**

**"Teacher, when did you come here?" the crowd asked. They were so excited to be with Him again!**

**But Jesus knew they weren't happy to see Him for the right reasons. They had grumbly stomachs they wanted Him to fill. They had good things they wanted Him to give them by God's power. They wanted Him to be their king and give them these things. Would Jesus give in to them this time?**

*What do you think?*

**No, Jesus would not. "God gave His people heavenly bread to eat, long ago in Moses' day," Jesus told the people. "But now He's giving you something from heaven that's even better than food. This time He's given ME to you. The Savior!" Jesus explained.**

**"Prove You are the Messiah, the Savior!" the crowd replied. "Use God's power to give us food from heaven as Moses did," they demanded.**

**But Jesus would not!**

**"I've come down from heaven to do God's will, NOT just to give you bread that fills your grumbly stomachs for just a while, then leaves you hungry; or, to give you good things that will only make you happy for a little while in this life. No! God's will is for Me to give you something far better than these things. His will is for Me to save you from your sins, so you can have wonderful life with God FOREVER," Jesus explained.**

**"How can Jesus say He came from heaven?" the people grumbled. "Isn't He just the son of Joseph and Mary? We know them! Come on, let's leave. Jesus is just a fake!" they decided, and they left Him.**

**Soon, it was just Jesus and His disciples. Everyone else had gone. "Will you leave Me, too?" Jesus asked His disciples.**

*What do you think?*

**No, they would not! They had heard Jesus' amazing words about God. They had seen God's power working in Him. The Holy Spirit had been working in their hearts, giving them faith. Yes, Jesus was Mary's son. The crowds had that right. But Jesus most certainly was NOT Joseph's son. No! Jesus was God's Son, the Savior!**

**"How can we leave You?" they said to Jesus. "Where else would we go? We know and believe that God has sent You to save His people from their sins," they told Him.**

**Jesus' disciples were right, weren't they? For on just the right day, Jesus suffered and died on the cross to take the punishment for the sins of all God's people—all who would ever turn away from disobeying God and would trust in Jesus as their Savior. Then on the third day, Jesus rose from the dead. He had beaten sin and death for God's people! Jesus had come down from heaven to do God's will, and He had done it! Now, we, too, can become God's people, when we turn away from our sins and trust in Jesus as our Savior.**



**Cracking the Case:** (story wrap-up for Listening Assignments)

It's time to see how we did with our Listening Assignment.

**Detective Dan's Lesson 1 Listening Assignment:**

**1. Who was the lover? Whom did He love?** Jesus was the lover. He loved God and He loved sinners, like you and me.

**2. What did He leave behind, and why?** Jesus left behind the Perfect Wonderfulness of life with God, the Father, and God, the Holy Spirit, in heaven. He left it behind, so He could be our Savior.

**For You and Me:**

Jesus didn't just come to earth to save people who lived long ago. He came to save people from every time and place...He even came to save us! How can we be saved? By turning away from our sins and trusting in Jesus as our Savior.

**Detective Dan's Lesson 2 Listening Assignment:****Our Bible Verse is John 6:38**

"For I have come down from heaven, not to do my own will but the will of him who sent me."

**1. Whose will (plan) did Jesus come down from heaven to do?** God's plan.

**2. What was the plan, and did Jesus do it?** God's plan was for Jesus to be our Savior. Yes, He did!

**For You and Me:**

How amazing that Jesus would choose to leave His home in heaven to come to be our Savior! How amazing that He would suffer and die on the cross in the place of God's sinful people! But that's exactly what He did. And He rose from the dead on the third day, proving He had really done it! We, too, can become God's people when we turn away from our sins and trust in Jesus as our Savior.

**Detective Dan's Lesson 3 Listening Assignment:**

Our six clues were: a tulip, a fish, a crown, a book, a woman named Mary, and a sailboat.

**1. Which four belong in our story?**

The fish, the crown, Mary, and the sailboat.

**2. What did the people ask Jesus to give them? What did He give them instead?** The people wanted Jesus to be their king who would use God's power to give them more bread and other good things to enjoy now.

**For You and Me:**

It's easy to understand why the people wanted Jesus to use God's power to give them good things. We all love for God to give us the good things that we enjoy. But

how good it is that Jesus chose to do God's will and be our Savior! He gave us what we needed most: forgiveness for our sins. You and I can know God's forgiveness and become His people when we turn away from our sins and trust in Jesus as our Savior.

**The Gospel** (story wrap-up if NOT using Listening Assignments)**Our Bible Truth is:****What Did Jesus Come to Do?****Jesus Came to Bring Us to God...****He Left His Home in Heaven to Save Us!**

How great is God's love for His sinful people! He sent Jesus, His own Son, to live a perfect life and offer it as the full payment for their sins. He suffered the punishment they deserved as He suffered and died on the cross! It sounds too good to be true, but it IS true! How do we know? Because on the third day, Jesus rose up from the grave, proving He had really beaten sin and death for God's people. He had come down from heaven to do God's will and He had done it! Now, all who turn away from their sins and trust in Jesus as their Savior are forgiven their sins. They get to be God's dearly-loved people forever. This is how we can become God's people, too. Ask God to help you

*Close in prayer.*

**Closing ACTS Prayer**

- A** Jesus, we praise You for choosing to leave the Perfect Wonderfulness of heaven to be our Savior. You came to bring us to God.
- C** Jesus, we are all sinners who deserve God's punishment. We could never be God's people on our own. Only You could bring us to God.
- T** Thank You, Jesus, for dying on the cross to save all who turn away from their sins and trust in You as their Savior.
- S** Work in our hearts. Help us to turn away from our sins. Help us to trust in You as our Savior. Help us to tell others about You. In Jesus' name, we pray, Amen.

**Go to Lesson Plan, p.9 for the script to the rest of the lesson.**



**Deep Down Discussion Sheet**

use with all THREE lessons

Use with all  
response activities  
for deeper learning**P.1***Questions to aid discussion of the key concepts and for use in games*

Be familiar with these questions and answers. Look for opportunities to ask questions and discuss their answers, such as while the children work on their coloring pages, as part of their response games, or during play time. Remember: your goal isn't to ask all these questions or only talk to the children about these things. It is to be deliberate in having good conversations with them, however much or little you have.

**BIG QUESTION****Meaning**

What Did Jesus Come to Do? Jesus Came to Bring Us to God!

In the beginning, God created the world perfectly. What a wonderful, special closeness people enjoyed with Him! Yes, it was "Perfect Wonderfulness" knowing God and living in His world. It could have stayed that way forever, but it did not. All of this perfection was broken when people disobeyed God. The big Bible word for disobeying God is "sin." When we look around us, we can see the sadness that sin brought into God's good world. So much in this world is not perfect or wonderful anymore! We've lost the special closeness with God, too. Yes, when sin came into the world, it spoiled so many things. But would all this sin and sadness last forever? People certainly deserved it to. After all, they had turned away from God. Now people deserved His punishment, not His love. But God treats us so much better than we deserve! From the beginning, He had an amazing plan to bring sinful people like us back to Himself. How? He promised to send a Savior. That Savior was Jesus, God's own Son. Jesus lived a perfect life, then He gave it up as the full payment for sins as He suffered and died on the cross. On the third day, Jesus rose from the dead, showing He had really done it! He had beaten sin and death for God's people! We can become God's people, too, when we turn away from our sins and trust in Jesus as our Savior. Then, we will get to know God in our hearts; and one day, we will get to go live with God and enjoy all of His Perfect Wonderfulness forever!

**Discussion Questions***choose a few*

1. What did Jesus come to do? *Jesus came to bring us to God!*
2. Who did people have a wonderful closeness with in the beginning? *With God.*
3. What did people do that caused the wonderful closeness with God to end? *They disobeyed Him.*
4. What did all people deserve for disobeying God? *God's punishment that keeps them separated from Him and all His goodness forever. How sad!*
5. Who did God send to bring His people to Him? *Jesus.*
6. What did Jesus take for God's people on the cross? *The punishment for their sins.*
7. What happens to us when we turn away from our sins and trust Jesus as our Savior? *God forgives our sins. He makes us His people. We have special closeness with God now. Then, when our bodies die, we will go on living happily with God forever.*

**BIBLE TRUTH****Meaning**

Jesus Came to Bring Us to God... He Left His Home in Heaven to Save Us!

Jesus is God's Son. He has always lived in heaven with God, the Father, and God, the Holy Spirit. Life with God, the Father, and God, the Holy Spirit was Perfect Wonderfulness-- the closest, most wonderful love. Jesus was full of the bright shininess of God's glorious goodness. He enjoyed all of the riches of heaven and the praise of all the angels. But Jesus chose to leave His wonderful home in heaven. He came to earth, born a baby boy. Jesus was still God, just like before; but now He was a human, too. Life as a human wasn't anything like life in heaven. There were so many people who did not love or know God. There was so much sin and death all around Him. Jesus felt the difference inside of Himself, too. He had never known any limits in heaven, as God, the Son. But this human body He had was so weak and small. It needed sleep. It got cold and hungry and thirsty. Yes, life on earth was so very different than life in heaven. So, why DID Jesus choose to leave behind all the wonderful things of heaven and come to earth? Because God loved us and wanted to save us. Only Jesus' perfect life could be the full payment for our sins. Only He could make the way for us to become God's dearly-loved people. Jesus knew this. He wanted to fulfill His Father's amazing plan. So, Jesus came. He suffered and died on the cross. On the third day, He rose from the dead in victory. Jesus had saved God's people! And by doing this very difficult and very painful thing for us, Jesus also showed to the whole world just how very deep is God's love for His people. We, too, can become God's people when we turn away from our sins and trust in Jesus, this wonderful Savior, ourselves.

**Discussion Questions***choose a few*

1. Who is God's Son? *Jesus.*
2. Where has Jesus always lived? *In heaven.*
3. What did Jesus enjoy in heaven before He came to earth? *The bright shininess of God's glorious goodness; the riches of heaven; and the wonderful closeness with God the Father and God the Holy Spirit.*
4. Where did Jesus leave heaven to go? *To earth to be born as a baby.*
5. What was Jesus like when He came to earth? *Still completely God, but now completely a man, too.*
6. Why would Jesus leave behind the wonderfulness of heaven to come to earth? *Because only by dying on the cross could God's people be saved. God loved His people so much that He would do that for them!*
7. Who did Jesus delight to obey when He came to earth? *God, His Father.*

**Deep Down Discussion Sheet**

use with all THREE lessons

**P.2***Questions to aid discussion of the key concepts and for use in games*

<b>THE GOSPEL</b>	<p>What is God's good news for you and me? <i>The gospel!</i> What did Jesus come to do? <i>Jesus came to bring us to God... He left His home in heaven to save us. How God the Father loved His Son! How Jesus loved His Father. Yet, how amazing God's love for His people, that Jesus would choose to leave the wonderfulness of heaven to come to earth just to save them! But that was the only way! For we all have chosen to disobey God. We all deserve God's punishment for our sins! God's people needed a Savior to bring them to God! So, Jesus came to earth, He lived a perfect life, and then suffered and died on the cross for the sins of all who turn away from their sins and trust in Jesus as their Savior. On the third day, He rose from the dead, proving He had really beaten sin and death for God's people. This is how we become God's dearly-loved people, too! Ask God to help you! He loves to answer this prayer!</i></p>
<b>BIBLE TRUTH</b> <b>BIBLE VERSE</b>  <b>Meaning</b>   <b>Discussion Questions</b>	<p>"For I have come down from heaven, not to do my own will but the will of him who sent me."--John 6:38</p> <p>Jesus left His wonderful home in heaven to live on earth. Why? To carry out God's amazing plan. What was that plan? To save His sinful people from their sins so they could know Him and enjoy Him forever! What an amazing plan! What a wonderful God!</p> <p><b>Learn a Little:</b> "I have come from heaven... to do the will of him who sent me."</p> <p><i>choose a few</i></p> <ol style="list-style-type: none"> <li>1. Who came down from heaven? <i>Jesus did.</i></li> <li>2. Whose will (plan) did Jesus come to do? <i>God's will (plan).</i></li> <li>3. Who did Jesus choose to always obey? <i>Not His own will, but God, His Father's will. He would obey Him no matter how hard it was.</i></li> <li>4. What did God send Jesus to do? <i>To save God's people from their sins.</i></li> <li>5. How did Jesus fulfill God's plans? <i>Jesus lived a perfect life and He offered it up as the full payment for the sins of God's people as He suffered and died on the cross. He rose from the dead, proving He had really beaten sin and death for them!</i></li> <li>6. How can we become one of God's people? <i>By turning away from our sins and trusting in Jesus as our Savior.</i></li> </ol>
<b>BIBLE STORY</b>  <b>Discussion Questions</b>  <i>choose a few</i>	<p><b>The Case of the Lover Who Left It All Behind</b></p> <ol style="list-style-type: none"> <li>1. Who was Jesus' mother and father? <i>Mary and God.</i></li> <li>2. Did Jesus start being alive when He was born? <i>No! Jesus had always been alive in heaven, with God, the Father, and God, the Holy Spirit.</i></li> <li>3. Why did Jesus leave heaven and come to earth? <i>To save God's people from their sins.</i></li> <li>4. What did Jesus do when He grew up? <i>He began to teach people about God and do amazing things.</i></li> <li>5. What did Jesus do for a hungry crowd of people far from home? <i>By God's great power, He fed the whole crowd with just 2 fish and 5 little loaves of bread.</i></li> <li>6. What did the people want Jesus to do for them when Jesus fed them in this amazing way? <i>They wanted Him to be their king who would use God's power to give them more of the good things they wanted.</i></li> <li>7. Why didn't Jesus want to be this kind of king for the people? <i>Because those good things would not last. He wanted to save them from their sins and give them life forever with God. This was the best, good thing of all.</i></li> <li>8. Why did so many people decide to not believe in Jesus? <i>Because He wouldn't give them the good things they wanted (but He knew weren't what they really needed.)</i></li> <li>9. Why did Jesus' disciples stay with Him? <i>Because they knew that Jesus was God's Son, sent to save God's people. There was no one else like Him.</i></li> <li>10. How did Jesus complete God's plan to save us? <i>He lived a perfect life and He offered it up as the full payment for the sins of God's people as He suffered and died on the cross. He rose from the dead, proving He had really beaten sin and death for them! We can become God's people, too, when we turn away from our sins and trust in Jesus as our Savior.</i></li> </ol>

# **DEEP DOWN DETECTIVES**

**Curriculum Resources  
for Unit 9, Bible Truth 2:**



**What Did Jesus Come to Do?  
Jesus Came to Bring Us to God...**

**He Never, Ever Disobeyed God!**



## Session Prep (especially good for newbies!)

### Pray!



Pray for the Holy Spirit to be at work in your and the children's hearts.

### Review



If new to the curriculum, look at the **Getting Started with Deep Down Detectives section of the Core Curriculum book.** (p.5) It will be especially helpful to read through the Deep Down Detectives section of **The Praise Factory Tour: Extended Version Book.** This is a visual way to understand what goes on in the classroom. (A pdf of the book is found in the samples section on the website.)

### Look through and Learn the Lesson



Read over **lesson plan.** Practice any **songs or action rhymes** you are using. Choose/make up motions to go with these. Choose less with younger children and more with older preschoolers. **Practice the lesson with the visual aids** and using the Big Question Box/Briefcase.

### Read and Rehearse the Bible Story with Pictures



Read the Bible story from the Bible. Read the curriculum version. Practice telling it with the storyboard pictures. (If you have not previously laminated the story pictures, do that now.) Or, rehearse it from the Simple Story Scenes, if you are using those.

### Let There Be Music



Download the music and listen to the songs. Choose which of the songs you will use with the children. If using live musicians, make sure they have the sheet music (Appendix A, Core Curriculum book).

### Put the Props in Place



1. Prepare your Visual Aids. Put the Big Question, Unit Bible Truths, Bible Truth, Bible Verse, and Listening Assignment signs, as well as the Bible Story script in one side of the Bible folder.
2. Get out your storyboard. If using Simple Story Scenes, put these in your Bible Folder. Or, if using the individual storyboard figures, put all background pictures in place (they have a BG by the number). Put the rest of the storyboard pictures (these have a SB by the number) in order of use in the other side of the Bible folder.
3. Put the DDD Bible Folder as well as the Big Question sign in the Big Question Box/Briefcase and shut it. If your box/briefcase has locks and you want to use the unlocking the box as part of your session, lock it now....but make sure you have the key or know the code first.
4. Prepare the music CD or sheet music or mp3 device for use in your session.

### Set Out Free Play Activities



Choose and set up free time activities you will use with the children. Choose a variety of different activities that will be enjoyed by different types of children. Rotate the activities you provide to keep them interesting and fresh to your children. (Suggestions in Appendix D, Core Curriculum books.)

### Prepare Any Activities



Choose which (if any) of the Bible Truth games and crafts activities you want to use in the session. Bear in mind your time frame as well as the developmental abilities and attention span of your children as you decide which/how many to prepare. **Look over the Discussion Sheet** and choose a few questions you might use to spark discussion with the children as they do their activities (especially good for ages 3's+). Pray for God to give you opportunities to talk about these things with the children.

### Let Them Take It with Them



Make copies of the craft/take home sheets, if you are not already using them as one of your activities. You may also want to make copies of the story (see take-home version of each story included in Appendix C with the other take home resources) to have for parents to use with their children at home. There's a link on each craft/take home sheet to the story, if you don't make hard copies.

### Store It



After your session is over, collect the resources and store them for future use. This curriculum can be used over and over for years to come.

## Unit 9: Jesus, Immanuel, God with Us

### UNIT OVERVIEW

In the beginning, God created the world perfectly. What a wonderful, special closeness people enjoyed with Him! Yes, it was “Perfect Wonderfulness” knowing God and living in His world. It could have stayed that way forever, but it did not. All of this perfection was broken when people disobeyed God. The big Bible word for disobeying God is “sin.” When we look around us, we can see the sadness that sin brought into God’s good world. So much in this world is not perfect or wonderful anymore! We’ve lost the special closeness with God, too. Yes, when sin came into the world, it spoiled so many things.

But would all this sin and sadness last forever? People certainly deserved it to. After all, they had turned away from God. Now people deserved His punishment, not His love. But God treats us so much better than we deserve! From the beginning, He had an amazing plan to bring sinful people like us back to Himself. How? He promised to send a Savior. That Savior was Jesus, God’s own Son. Jesus lived a perfect life, then He gave it up as the full payment for sins as He suffered and died on the cross. On the third day, Jesus rose from the dead, showing He had really done it! He had beaten sin and death for God’s people! We can become God’s people, too, when we turn away from our sins and trust in Jesus as our Savior. Then, we will get to know God in our hearts; and one day, we will get to go live with God and enjoy all of His Perfect Wonderfulness forever!

In this unit, we will learn six truths about Jesus, our Savior.

### UNIT BIBLE VERSE: 1 Peter 3:18, ESV

“Christ suffered once for sins, the righteous for the unrighteous, that he might bring us to God.”

### BIG QUESTION UNDER INVESTIGATION: What Did Jesus Come to Do?

**ANSWER:** Jesus Came to Bring Us to God!

#### OPTIONAL Big Question 9 INTRODUCTION LESSON (Use Hide ‘n’ Seek Kids Unit 9 Material)

Story: The Case of the Son Who Came Down *The Gospels*

Bible Verse: 1 Peter 3:18

#### BIBLE TRUTH 1: He Left His Home in Heaven to Save Us (3 Lessons Available)

Story: The Case of the Lover Who Left It All Behind *Luke 1-2; John 1,6*

Bible Verse: John 6:38

#### ➔ BIBLE TRUTH 2: He Never, Ever Disobeyed God (3 Lessons Available)

The Case of the Man Who Never Said “No” *The Gospels; Hebrews 4*

Bible Verse: Hebrews 4:15

#### BIBLE TRUTH 3: He Taught about God and Did Amazing Things

(3 Lessons Available)

Story: The Case of the Eyewitness *Luke 4:31ff; 5; 9:28-36; 11:23-24; John 2; 6:16-21; 11*

Bible Verse: John 6:68-69

#### BIBLE TRUTH 4: He Died on the Cross for the Sins of God’s People (3 Lessons Available)

Story: The Case of the Great Price *Matthew 27; Mark 15; Luke 23; John 19*

Bible Verse: Hosea 13:14

#### BIBLE TRUTH 5: He Rose from the Dead (3 Lessons Available)

Story: The Case of the Unexpected Ending *Matthew 27-28; Mark 15-16; Luke 24; John 20-21*

Bible Verse: Luke 24:5-6

#### BIBLE TRUTH 6: He Went Up to Rule in Heaven (3 Lessons Available)

Story: The Case of the Fluffy Farewell *Matthew 27-28; Mark 15-16; Luke 23-24; John 19-20; Acts 1*

Bible Verse: Philippians 2:9-11



## Deep Down Detectives ESV Songs 9 Track Numbers

This is a listing of all songs mentioned in the unit curriculum. You may or may not choose to use all of the songs. They are listed in easy-reference order--NOT in the order used in the curriculum.

You may choose to simply burn a CD/load them onto an mp3 device in this order. Or, you may want to do what we do: choose the songs we want to use and create a play list of them in that order. Then, we burn a CD/upload the play list onto an mp3 device. A teacher only has to click forward to the next song, instead of hunting for the right track. The track number have been included as part of the title of each song, teachers will still have a reference to the track number listed in the curriculum (same as those listed below), even if you change the order on your customized play list.

### SONGS USED EVERY UNIT OF THE CURRICULUM

- 1 The Classroom Song v.1
- 2 The Classroom Song v.2
- 3 The Classroom Song v.3
- 4 The Classroom Song v.4
- 5 Deep Down Detectives Theme Song
- 6 The Classroom Rules Song
- 7 Let's Pray Song
- 8 The Big Question Box Song
- 9 The Bible Chant Song
- 10 ACTS Prayer Song (Short Version)
- 11 ACTS Prayer Song (Full Version)

#### Why the Extra Songs?

Deep Down Detectives is a curriculum used by a wide age-span of kids. Sometimes one of the other songs is a better fit for your kids. Or, you may simply want to teach them more songs on the same Bible Truth. Use as many or as few as you want.

### UNIT 9: JESUS, IMMANUEL, GOD WITH US

- 12 Big Q & A 9 Song
- 13 Big Question 9 Song: What Did Jesus Come to Do?
- 14 Big Question 9 Bible Verse Song: Christ Once Suffered for Sins 1 Peter 3:18, ESV (full version)
- 15 Big Question 9 Bible Verse Song: Christ Once Suffered for Sins 1 Peter 3:18, ESV (short version)
- 16 *Extra Big Question 9 Bible Verse Song: For Christ Suffered Once for Sin 1 Peter 3:18, ESV (other version)*
- 17 *Extra Big Question 9 Bible Verse Song: For God So Loved the World John 3:16, ESV*
- 18 Big Question 9 Hymn: To God Be the Glory, v.1
- 19 Big Question 9 Praise Song: Blessed Be the Name

#### What Did Jesus Come to Do?

#### Jesus Came to Bring Us to God...

#### Bible Truth 1: He Left His Home in Heaven to Save Us

- 20 Bible Verse: Down, Down, Down John 6:38, ESV
- 21 *Extra Bible Verse: The Word Became Flesh John 1:14 NIV 1984*
- 22 *Extra Bible Verse: Your Attitude Should Be Philippians 2:5-8, NIV 1984*

#### Bible Truth 2: He Never, Ever Disobeyed God

- 23 Bible Verse: Jesus Has Been Tempted Hebrews 4:15, ESV
- 24 *Extra Bible Verse: We Have a Great High Priest: Hebrews 4:14-15, NIV 1984*

#### Bible Truth 3: He Taught about God and Did Amazing Things

- 25 Bible Verse: Jesus Went Proclaimin' Matthew 4:23, ESV
- 26 *Extra Bible Verse: Lord, to Whom Shall We Go? John 6:68-69, ESV*
- 27 *Extra Bible Verse: Who Is This? Luke 8:25, NIV 1984*
- 28 *Extra Bible Verse: Jesus Said to Them: Matthew 16:15-16, ESV*

#### Bible Truth 4: He Died on the Cross for His People's Sins

- 29 Bible Verse: I Will Ransom Them Hosea 13:14, HCSB
- 30 *Extra Bible Verse: Blessed Are Those Romans 4:7-8, ESV*

#### Bible Truth 5: He Rose from the Dead

- 31 Bible Verse: Why Do You Seek? Luke 24:5-6, ESV
- 32 *Extra Bible Verse: I Am the Living One Revelation 1:17-18, ESV*
- 33 *Extra Bible Verse: He Is the Head of the Body Colossians 1:18, ESV*

#### Bible Truth 6: He Went Up to Rule in Heaven

- 34 Bible Verse: Gone into Heaven 1 Peter 3:21-22, ESV
- 35 *Extra Bible Verse: Jesus Christ Has Gone into Heaven 1 Peter 3:21-22, ESV (other version)*
- 36 *Extra Bible Verse Therefore God Exalted Him Philippians 2:9-11, NIV 1984*

listen to or download songs for free at <https://praisefactory.org>: Deep Down Detectives Music page

## Big Question 9, Bible Truth 2 Overview: Key Concepts

P.1

### Unit 9: Jesus, Immanuel, God with Us

**Unit Big Question (and Answer):** What Did Jesus Come to Do? Jesus Came to Bring Us to God!

**Unit Bible Verse:** "Christ suffered once for sins, the righteous for the unrighteous, that He might bring us to God." 1 Peter 3:18, ESV

### Bible Truth 2 Concept: Jesus Came to Bring Us to God... He Never, Ever Disobeyed God

Jesus never, ever sinned. He always obeyed God, His Father. But even though Jesus always never disobeyed God, there were many times when He was tempted to. The Bible tells us that Jesus was tempted in every way just like us; but unlike us, Jesus never gave in and sinned. In everything He thought and said and did, Jesus always kept on obeying God. And He did this His whole life! Wow! Jesus was absolutely perfect!

Perhaps Jesus' greatest temptation came the night before He died on the cross. Jesus knew that it would hurt so badly to suffer for the sins of God's people. But Jesus loved God, His Father, and us so much! He would NOT turn away from His Father's good plan. He would suffer and die in the place of God's people so they could be forgiven.

And it is so very good for us that Jesus did not sin and that He did choose to die for us. Only if He lived a perfect life could He give it up on the cross as the full payment for the sins of God's people. He was the only hope for our sins to be forgiven by God. He was the only way we could become God's people. You can be one of God's people, too, if you turn away from your sins and trust in Jesus as your Savior.

### Bible Truth 2 Bible Verse: Hebrews 4:15

"For we do not have a high priest who is unable to sympathize with our weaknesses, but one who in every respect has been tempted as we are, yet without sin."

**Learn a Little:** "[Jesus] has been tempted in every way, just as we are - yet was without sin."

### Meaning

Do you know what tempted means? It means thinking about doing something that God says is wrong. Our Bible verse tells us Jesus was tempted in every way, just like we are! But what made Jesus different? He always said "no" to tempting things. He never disobeyed God! Jesus was perfect. He was without sin!

### Bible Truth 2 ACTS Prayer

- A** Jesus, we praise You for being our Savior. You came to bring us to God. We praise You for always saying 'no' to sin. You are the perfect One who never, ever sinned!
- C** Jesus, You never disobeyed God, Your Father, but we are not like You. We have all chosen to disobey God and His good ways. Oh, how we need You to be our Savior!
- T** Thank You, Jesus, for living a perfect life. Thank You for offering it up as the full payment for the sins of all who turn from their sins and trust in You as their Savior.
- S** Jesus, help us each to turn away from our sins and trust in You as our very own Savior. Help us to say 'no' to disobeying God. Help us to love You and live for You more and more.  
In Jesus' name, we pray, Amen.

### Bible Truth 2 Story

**The Case of the Man Who Never Said "No"** *The Gospels; Hebrews 4*

**Big Question 9, Bible Truth 2 Overview: Key Concepts****p.2****Songs Used in Bible Truth 2**

Big Q & A 9 Song

Big Question 9 Song: What Did Jesus Come to Do?

Big Question 9 Bible Verse Song: Christ Once Suffered for Sins 1 Peter 3:18, ESV

*Extra Big Question 9 Bible Verse Song: For Christ Suffered Once for Sin*

*Extra Big Question 9 Bible Verse Song: For God So Loved the World John 3:16, ESV*

Big Question 9 Hymn: To God Be the Glory, v.1

Big Question 9 Praise Song: Blessed Be the Name

Bible Truth 2 Bible Verse: Jesus Has Been Tempted Hebrews 4:15, ESV

Bible Truth 2 Extra Bible Verse: We Have a Great High Priest: Hebrews 4:14-15, NIV 1984

listen to or download songs for free at <https://praisefactory.org>: Deep Down Detectives Music page

**Lesson Plan: Big Question 9, Bible Truth 2**

use with all THREE lessons

**p.1****1. GETTING STARTED**

= follow the stars for a short &amp; simple lesson plan

<b>Intake</b>	
<b>Activity Ideas</b>	<b>Choose one of these open-ended activities to include children as they join the class:</b>
<b>Free Play Time</b>	
<i>suggestions in Appendix D</i>	Offer your own or some of the easy-to-make, free play activities suggested in Appendix D.
<b>OR Sing-along Music Time</b>	Music from Deep Down Detectives (DDD) ESV Songs 9:
<i>lyrics and sheet music, Appendix A</i>	Big Q & A 9 Song <span style="float: right;"><i>DDD ESV Songs 9, track 12</i></span>
	Big Question 9 Song <span style="float: right;"><i>DDD ESV Songs 9, track 13</i></span>
<i>listen to or download songs for free at <a href="https://praisefactory.org/Deep Down Detectives Music page">https://praisefactory.org/Deep Down Detectives Music page</a></i>	Big Question 9 (Unit) Bible Verse Song:
	Christ Once Suffered for Sins 1 Peter 3:18, ESV (full version) <span style="float: right;"><i>DDD ESV Songs 9, track 14</i></span>
	Big Question 9 (Unit) Bible Verse Song:
	Christ Once Suffered for Sins 1 Peter 3:18, ESV (short version) <span style="float: right;"><i>DDD ESV Songs 9, track 15</i></span>
	Extra Big Question 9 (Unit) Bible Verse Song:
	For Christ Suffered Once for Sin 1 Peter 3:18, ESV (version 2) <span style="float: right;"><i>DDD ESV Songs 9, track 16</i></span>
	Extra Big Question 9 (Unit) Bible Verse Song:
	For God So Loved the World John 3:16, ESV <span style="float: right;"><i>DDD ESV Songs 9, track 17</i></span>
	Big Question 9 Hymn:
	To God Be the Glory, v.1 <span style="float: right;"><i>DDD ESV Songs 9, track 18</i></span>
	Big Question 9 Praise Song:
	Blessed Be the Name <span style="float: right;"><i>DDD ESV Songs 9, track 19</i></span>
	Bible Truth 2 Bible Verse Song:
	Jesus Has Been Tempted Hebrews 4:15, ESV <span style="float: right;"><i>DDD ESV Songs 9, track 23</i></span>
	Bible Truth 2 Extra Bible Verse Song:
	We Have a Great High Priest Hebrews 4:14-15, NIV 1984 <span style="float: right;"><i>DDD ESV Songs 9, track 24</i></span>
	Add more fun to Sing-along Music Time by adding a Music, Movement & Memory Activity. These activities are listed on p.10 of this lesson plan with the Response Activities. Instructions found in Appendix B.
	Lesson 1 Game: Bean Bag Catch
	Lesson 2 Game: Animal Cube
	Lesson 3 Game: Fill'er Up
<b>OR Bible Verse Memory Game</b>	
<i>instructions found in Appendix B</i>	<i>These activities are also included on p.10 of this lesson plan with the Response Activities.</i>
<b>2. OPENING CIRCLE TIME (introduce the Bible Truth and tell the related Bible story)</b>	
<b>Gathering the Children</b>	<i>Sing verse 1 of The Classroom Song to gather the children for Circle Time.</i>
<i>lyrics and sheet music, Appendix A</i>	<b>The Classroom Song, verse 1</b> <span style="float: right;"><i>DDD ESV Songs 9, track 1</i></span>
	Let's gather together to worship God, Let's gather together to worship God, Let's gather together to worship God, Come gather here with me!
<b>Welcome to Deep Down Detectives</b>	"Welcome to Deep Down Detectives. We're so glad you've joined us! Detectives are people who look for answers to questions. In Deep Down Detectives, we look for answers to big questions about God. We dig deep down in the truths of God's Word to find them."

**Lesson Plan: Big Question 9, Bible Truth 2** use with all THREE lessons

p.2

**2. OPENING CIRCLE TIME, continued**

= follow the stars for a short &amp; simple lesson plan

<p><b>Deep Down Detectives Theme Song</b></p> <p><i>lyrics and sheet music, Appendix A</i></p>	<p>"Let's sing our Deep Down Detectives Theme Song."</p> <p> <b>Deep Down Detectives Theme Song</b> <span style="float: right;">DDD ESV Songs 9, track 5</span></p> <p>We're Deep Down Detectives, diggin' deep in God's Word, For truths about God and His plans for this world, We're seeking to love Him, with all of our heart, We're Deep Down Detectives! Come on! Let's start!</p>
<p><b>Classroom Rules Song</b></p> <p><i>lyrics and sheet music, Appendix A</i></p>	<p>There are two very important things that Deep Down Detectives do together: we worship God and we love one another. Our Classroom Rules Song reminds us how we should act. Let's sing it."</p> <p><b>Classroom Rules Song</b> <span style="float: right;">DDD ESV Songs 9, track 6</span></p> <p>Shh, be quiet while someone is talking, Raise your hand, if you have something to say, Don't touch your friend, sitting beside you, Obey your teachers, Be kind as you play. These are our classroom rules, These are our classroom rules, They help us worship God and love one another, These are our classroom rules.</p>
<p><b>Opening Prayer Time</b></p> <p><i>lyrics and sheet music, Appendix A</i></p>	<p>"Children, we need God's help to keep these rules. Let's ask Him to help us right now. Let's get ready and pray."</p> <p><b>Let's Pray</b> <span style="float: right;">DDD ESV Songs 9, track 7</span></p> <p>1-2-3! Fold your hands, Bow your head, Close your eyes. Let's pray! <i>(repeat)</i></p> <p>"Let's pray:"</p> <p> <b>Opening Prayer</b></p> <p>Dear Lord, We're so glad to get to gather together to worship You! Please help us keep the classroom rules. Please help us to love You and learn about You today. In Jesus' name we pray. Amen.</p>

**Lesson Plan: Big Question 9, Bible Truth 2** use with all THREE lessons**p.3****2. OPENING CIRCLE TIME, continued**

= follow the stars for a short &amp; simple lesson plan

**Reveal the Big Question****Introduce the Big Question Box/Briefcase**

lyrics and sheet music,  
Appendix A

"Detectives INVESTIGATE things. That means they ask questions and look for answers. Deep Down Detectives investigate big questions about God. The Big Question we are investigating today is right inside our Big Question Box/Briefcase.

**The Big Question Box Song**

DDD ESV Songs 9, track 8

We've got a big box,  
All closed up and locked,  
Filled with the truths of God's Word.

We've got a brief case,  
There's no time to waste,  
Come on, kids, let's open it up!

**The Big Question under Investigation**

VISUAL take out  
AID



of BQB

Big Question &  
Answer Sign, front side

\*found in the DDD Unit 9  
Visual Aids, ESV Book

Ok, who would like to open for me and pull out the Big Question?"

Choose a child to open the box/briefcase, take out the Big Question and hand it to you, then hold up the Big Question sign for all the children to see, and say:

The Big Question we are investigating today is Big Question Number 9:

**What Did Jesus Come to Do?**

and the Answer is:

**Jesus Came to Bring Us to God!****Big Question Meaning**

In the beginning, God created the world perfectly. What a wonderful, special closeness people enjoyed with Him! Yes, it was "Perfect Wonderfulness" knowing God and living in His world. It could have stayed that way forever, but it did not. All of this perfection was broken when people disobeyed God. The big Bible word for disobeying God is "sin."

When we look around us, we can see the sadness that sin brought into God's good world. So much in this world is not perfect or wonderful anymore! We've lost the special closeness with God, too. Yes, when sin came into the world, it spoiled so many things.

But would all this sin and sadness last forever? People certainly deserved it to. After all, they had turned away from God. Now people deserved His punishment, not His love.

But God treats us so much better than we deserve! From the beginning, He had an amazing plan to bring sinful people like us back to Himself. How? He promised to send a Savior. That Savior was Jesus, God's own Son. Jesus lived a perfect life, then He gave it up as the full payment for sins as He suffered and died on the cross. On the third day, Jesus rose from the dead, showing He had really done it! He had beaten sin and death for God's people! We can become God's people, too, when we turn away from our sins and trust in Jesus as our Savior. Then, we will get to know God in our hearts; and one day, we will get to go live with God and enjoy all of His Perfect Wonderfulness forever!

**Big Question Songs**

"Let's sing our Big Question Song:

**Big Q & A 9 Song****Big Q & A 9 Song**

DDD ESV Songs 9, track 12

(adapted version of "This Old Man")

lyrics and sheet music,  
Appendix A

What did Jesus come to do?  
What did Jesus come to do?  
Jesus came to bring us to God.  
That's what Jesus came to do!



**2. OPENING CIRCLE TIME, continued**

= follow the stars for a short &amp; simple lesson plan

**Learning about  
the Big Question  
(use one or both)***Repeat the Big Question and Answer again:***"What Did Jesus Come to Do? Jesus Came to Bring Us to God!"***Say: "Hmmm, I wonder what that means... Let's do our action rhyme (or sing our song) that explains it."**Then do the action rhyme or sing the song using any of the optional motions suggested, if desired.***Big Question  
Action Rhyme****Big Question 9 Action Rhyme****(POSSIBLE ACTIONS)**

You and me, we disobey God,  
That's very, very bad!  
We all deserve God's punishment.  
That's very, very sad!

*point out to someone else; point to yourself*  
*Shake your head sideways, slowly a couple of*  
*times, making a disapproving face*  
*Stretch out our arms wide for "all"*  
*Make sad face*

But God loved us so very much,  
That He sent His Son, Jesus,  
To save us and take away  
all of our sins,  
So we could be friends  
with God again!

*put your hand on your heart*  
  
*make a cross using your index fingers*  
  
*clap and cheer for this good news!*

**Big Question  
(Action Rhyme)  
Song***lyrics and sheet music,  
Appendix A***Big Question 9 (Action Rhyme) Song***DDD ESV Songs 9, track 13***Refrain**

What did Jesus come to do?  
Jesus came to bring us to God.  
What did Jesus come to do?  
Jesus came to bring us to God.

**(POSSIBLE ACTIONS)***point up to heaven***Verse 1**

In the beginning, people enjoyed  
Perfect fellowship with God.  
But they disobeyed, their fellowship lost.  
Would things always stay this way? *Refrain*

*smile and hug yourself**shake head "no" and wag index  
side to side, disapprovingly***Verse 2**

At just the right time,  
God sent His Son to pay for His people's sins,  
He offered His life, the perfect sacrifice,  
Gave them fellowship with God again. *Refrain*

*make a cross using your index  
finger**smile and hug yourself***Verse 3**

On the third day, Jesus rose from the grave,  
Then He went back home to heav'n.  
Now all who repent and believe in Him,  
Can know God forever. *Refrain*

*hold up three fingers*  
*make rise motion with your hands*  
*point up to heaven*

**Lesson Plan: Big Question 9, Bible Truth 2**

use with all THREE lessons

**p.5****2. OPENING CIRCLE TIME, continued**

= follow the stars for a short &amp; simple lesson plan

**Learning the Bible Truth**

VISUAL take out

AID



of BQB

VISUAL AID

All the Bible Truths Sign

★ "Jesus Came to Bring Us to God" is a good beginning, but there's so more to learn. So it's time for us to dig down even deeper for more answers to our Big Question about God. We're going to be learning **SIX** Bible truths that all tell us more about Jesus.

Who would like to hand me the picture with our six Bible truths on it? It's in the Big Question Box/Briefcase." *Choose a child to get it and hand it to you, then hold it up and show them the pictures of the six truths they will be learning.*

**Bible Truth Clue**

VISUAL take out

AID



of BQB

Bible Truth Clue Sign,  
front side  
VISUAL AID

After everyone has had a good look, say...

"Ok, we've learned one truth about what Jesus. It's this one: "He Left His Home in Heaven to Save Us" (point to pictures as you identify each Bible Truth). Now let's look at our Bible Truth Clue sign and see if we can figure out which of these six truths we will be learning about today. Who would like to get it out of the Big Question Briefcase for me?"

*Choose a child to open the briefcase, take out the Bible Truth Clue sign and hand it to you. Hold up the front side for the children to see. Cover up the answer, written along the bottom, and say:*

**"What Did Jesus Come to Do?**

**Jesus Came to Bring Us to God!**

**He Never, Ever, ???? God!"**

We're missing one word. Here's the hint to what the missing word is. It says: "What's the opposite of "obey"?"

**Hint**

Can you guess? It's "Disobey."

So the Bible Truth we are learning today is:

*(uncover answer from bottom of sign, show it to them and say:)*

★ **"What Did Jesus Come to Do?**

**Jesus Came to Bring Us to God!**

**He Never, Ever, Disobeyed God!"**

And here is what this Bible Truth means: *(read the meaning off of the back of the sign, say:)*

**Bible Truth Meaning**

★ Jesus never, ever sinned. He always obeyed God, His Father. But even though Jesus always never disobeyed God, there were many times when He was tempted to. The Bible tells us that Jesus was tempted in every way just like us; but unlike us, Jesus never gave in and sinned. In everything He thought and said and did, Jesus always kept on obeying God. And He did this His whole life! Wow! Jesus was absolutely perfect!

Perhaps Jesus' greatest temptation came the night before He died on the cross. Jesus knew that it would hurt so badly to suffer for the sins of God's people. But Jesus loved God, His Father, and us so much! He would NOT turn away from His Father's good plan. He would suffer and die in the place of God's people so they could be forgiven.

And it is so very good for us that Jesus did not sin and that He did choose to die for us. Only if He lived a perfect life could He give it up on the cross as the full payment for the sins of God's people. He was the only hope for our sins to be forgiven by God. He was the only way we could become God's people. You can be one of God's people, too, if you turn away from your sins and trust in Jesus as your Savior.

**Lesson Plan: Big Question 9, Bible Truth 2** use with all THREE lessons

p.6

**2. OPENING CIRCLE TIME, continued**

= follow the stars for a short &amp; simple lesson plan

**Learning the Bible Verse****The Bible Chant Song**lyrics and sheet music,  
Appendix A

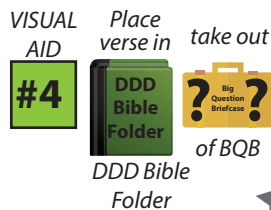
"And how do I know this is true? God tells me so in His special book, the Bible."

Say or sing the Bible Chant Song.

**The Bible Chant Song**

DDD ESV Songs 9, track 9

The Bible, the Bible,  
Let's get out the Bible.  
Let's hear what God has to say.  
The Bible, the Bible,  
God's given us the Bible.  
It's His Word for us to learn and obey! Yay!

**Bible Verse**DDD 9.2 Bible Verse-front  
side (in the DDD Bible folder)\*found in the DDD Unit 9  
Visual Aids, ESV Book

"Who would like to get our Bible folder out of the Big Question Briefcase for me?"

Choose a child to open the briefcase, take out the "Bible" folder and hand it to you. Remove the Bible Verse Picture from the "Bible" folder and hold it up for all the children to see, then say:

Hebrews 4:15 tells us:

**★ Hebrews 4:15. ESV**


"For we do not have a high priest who is unable to sympathize with our weaknesses, but one who in every respect has been tempted as we are, yet without sin."

**Learn a Little:** "[Jesus] has been tempted as we are, yet without sin."**Bible Verse Meaning****★ What does that mean?**

Do you know what tempted means? It means thinking about doing something that God says is wrong. Our Bible verse tells us Jesus was tempted in every way, just like we are! But what made Jesus different? He always said "no" to tempting things. He never disobeyed God! Jesus was perfect. He was without sin!

The Bible calls Jesus our great, high priest because He is the one who brought His own life as the perfect payment for our sins. He made the way for us to become God's people. I'm so glad Jesus never disobeyed God! That was the only way He could be our Savior!

2. OPENING CIRCLE TIME, continued

 = follow the stars for a short & simple lesson plan

**Bible Verse  
Song**

*lyrics and sheet music,  
Appendix A*

*You might also enjoy:*

*We Have a Great,  
High Priest  
Hebrews 4:14-15, NIV 1984  
DDD ESV Songs 9,  
track 24*

We’ve said our Bible verse, now let’s sing it!

**Jesus Has Been Tempted: Hebrews 4:15**

*DDD ESV Songs 9, track 23*

Jesus has been tempted in every respect,  
Jesus has been tempted in every respect,  
As we are, as we are,  
Yet Jesus was without sin.  
Hebrews Chapter Four, fifteen.

**Lesson Plan: Big Question 9, Bible Truth 2**

use with all THREE lessons

p.8

**2. OPENING CIRCLE TIME, continued** ★ = follow the stars for a short & simple lesson plan

<b>Getting into the Case</b>	<p>"Now it's time to do a bit more deep down investigating. Let's see what Detective Dan wants us to help him figure out. Would someone like to get it out for me?"</p>
<b>Listening Assignments</b>  <div>Place in</div>  <div>take out</div>  <div>of BQB</div>	<p><b>NOTE: Listening assignments are most suitable for ages 3+. Skip straight to the Bible story (see bottom of this page), if working with 2 year olds.</b></p> <p>"Let's open up our listening assignment and see what we are supposed to figure out today.</p> <p><i>Choose a child to take out the Listening Assignment (from the DDD Bible Folder) and hand it to you. Read Detective Dan's letter to the children that includes the listening assignment. The listening assignments are summarized below:</i></p>
<div>VISUAL AID</div> <div>#5</div> <div>DDD Unit 9 Visual Aids, ESV</div>	<p><b>Detective Dan's Lesson #1 Listening Assignment:</b></p> <p>I need to know:</p> <ol style="list-style-type: none"> <li><b>1. Who was the Man? To whom did He never say "no"?</b></li> <li><b>2. Why was it so important that He never said "no"?</b></li> </ol>
<div>VISUAL AID</div> <div>#6</div> <div>DDD Unit 9 Visual Aids, ESV</div>	<p><b>Detective Dan's Lesson #2 Listening Assignment:</b></p> <p><b>Our Bible Verse is Hebrews 4:15:</b></p> <p><b>"For we do not have a high priest who is unable to sympathize with our weaknesses, but one who in every respect has been tempted as we are, yet without sin."</b></p> <p>I need to know:</p> <ol style="list-style-type: none"> <li><b>1. Who was tempted in every way as we are but never sinned?</b></li> <li><b>2. What could He do for us because He never sinned?</b></li> </ol>
<div>VISUAL AID</div> <div>#7A,B,C</div> <p><i>*Listening Assignment #3 includes the Assignment Sheet, plus 6 clue pictures*</i></p> <div>DDD Unit 9 Visual Aids, ESV</div>	<p><b>Detective Dan's Lesson #3 Listening Assignment:</b></p> <p>I found six clues, but two of them are <b>NOT</b> in the story.</p> <p>They are: a broom; an enemy; a letter; a heart without sin; a duck; and a cross.</p> <p><i>Hold each of them up for the children to see as you identify them.</i></p> <p>I need to know:</p> <ol style="list-style-type: none"> <li><b>1. Which four belong in the story and which two don't?</b></li> <li><b>2. Who never had to confess any sins to God and ask for His forgiveness?</b></li> </ol>
<p><b>Tell the Bible Story</b></p> <div>Place story &amp; pics in</div> <div>take out</div>  <div>of BQB</div> <div>DDD Unit 9 Visual Aids, ESV</div> <p><b>Story text included in this book right after this lesson plan and in Visual Aids book</b></p>	<p>★ <b>Then say,</b> "Ok, Deep Down Detectives! Put on your best listening ears and see if you can hear the answers to Detective Dan's questions. When I finish telling the story, we will see if we can answer all the questions."</p> <p>★ <b>Bible Story: The Case of the Man Who Never Said "No"</b></p> <p><i>The Gospels; Hebrews 4</i></p> <p><i>Read the Bible Truth story, putting up the storyboard pictures/using Story Scenes as you tell it. Then, have the children answer the listening assignment. Present the gospel and lead in prayer.</i></p> <p><i>*Answers to questions; the gospel; and, ACTS prayer are included with the story text.*</i></p>

**Lesson Plan: Big Question 9, Bible Truth 2**


use with all THREE lessons

**p.9****2. OPENING CIRCLE TIME, continued**

= follow the stars for a short &amp; simple lesson plan

<p><b>Story Response Song(s)</b></p> <p><b>Hymn</b></p> <p><i>lyrics and sheet music, Appendix A</i></p>	<p><i>As attention span and time allow, you might want to end with one of the following songs which also tie in with the unit. If desired, use the Music and Movement activity ideas while singing (listed with the Response Activities).</i></p> <p><b>To God Be the Glory</b> <span style="float: right;"><i>DDD ESV Songs 9, track 18</i></span></p> <p><b>Verse 1</b></p> <p>To God be the glory, great things He hath done; So loved He the world that He gave us His Son. Who yielded His life, an atonement for sin, And opened the lifegate that all may go in.</p> <p><b>Tie-in:</b> Children, oh what great things God has done for us! He sent Jesus to save us from our sins so we can be friends with God! Let's tell Him how great He is! Let's give God glory!</p>
<p><b>Praise Song</b></p> <p><i>lyrics and sheet music, Appendix A</i></p>	<p><b>Praise Song: Blessed Be the Name</b> <span style="float: right;"><i>DDD ESV Songs 9, track 19</i></span></p> <p>Blessed be the name, Blessed be the name, Blessed be the name of the Lord; Blessed be the name, Blessed be the name, Blessed be the name of the Lord.</p> <p><b>Tie-in:</b> "Children, how wonderful, how blessed is the name of Jesus! He came to take the punishment for disobeying for EVERYONE who says sorry to God, turns away from disobeying Him, and trusts in Jesus to save them. Let's praise! Let's bless His name, the Lord Jesus!"</p>

**3. TAKING ACTION: Response Activities** *(choose from among these activities)*

<p><b>Transition to Activities</b></p>	<p> Well, Deep Down Detectives, you've done a great job diggin' deep down for answers in the truths of God's Word. Now it's time to enjoy some activities."</p> <p><i>Tell children what activity/s you are providing for them: either free play or some of the response activities listed below. When you are ready to dismiss them, use this song to help the children transition in an orderly fashion to their next activity.</i></p>
<p><b>Classroom Song, verse 2</b></p> <p><i>lyrics and sheet music, Appendix A</i></p>	<p>"Children, let's sing our Time to Play Song. When we are finished you may get up and walk over to our next activity."</p> <p><b>Classroom Song, verse 2</b> <span style="float: right;"><i>DDD ESV Songs 9, track 2</i></span></p> <p>We've gathered together to worship God, We've gathered together to worship God, And now it's time to play.</p> <p><i>Dismiss the children to whatever activities you have prepared for them to do.</i></p>


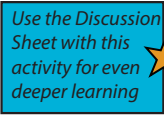

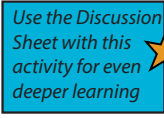

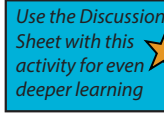


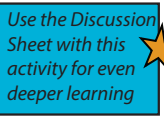

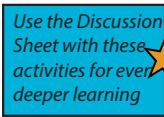



**Lesson Plan: Big Question 9, Bible Truth 2**

use with all THREE lessons

**p.10****3. TAKING ACTION: Response Activities** (choose from among these activities)

= short &amp; simple lesson plan

<b>Response Activities</b>	Choose one or more activities appropriate for your children, based on classroom time and developmental needs. <b>Add the Discussion Sheet to any activity for deeper learning.</b> 
<b>Bible Verse Memory Game</b>  <i>game directions, Appendix B</i>	<p>Though listed with the opening activities, you may choose to use this Bible verse game here instead (or as a repeat).</p> <ul style="list-style-type: none"> <li>Lesson 1 Game: Bean Bag Catch</li> <li>Lesson 2 Game: Animal Cube</li> <li>Lesson 3 Game: Fill 'er Up</li> </ul> <div>   </div> <p>Discussion Questions</p>
<b>Music, Movement &amp; Memory Activity</b>  <i>game directions, Appendix B</i>	<p>A music activity that uses the songs from the Bible Truth and Big Question unit.</p> <ul style="list-style-type: none"> <li>DDD Songs for this Bible Truth, plus:</li> <li>Lesson 1 Activity: Freeze Frame</li> <li>Lesson 2 Activity: Egg Shakers</li> <li>Lesson 3 Activity: Jingle Bell Hands</li> </ul> <div>   </div> <p>Discussion Questions</p>
<b>Bible Story Review Game</b>  <i>game directions, Appendix B</i>	<p>A game that uses the storyboard pictures from the story to review the story.</p> <ul style="list-style-type: none"> <li>Lesson 1 Game: Clothespin Line Up and Drop</li> <li>Lesson 2 Game: Deep Down Detectives Clue Hunt</li> <li>Lesson 3 Game: Run to the Grocery Store</li> </ul> <div>   </div> <p>Discussion Questions</p>
<b>Coloring Pages/ Take Home Sheets</b>  <i>in Appendix C</i>  	<p>A coloring page related to the lesson assignment question is provided for each lesson. On the back of each are the key concepts, a few questions and a song for parents to use with their children.</p> <p>NOTE: Upgrade your coloring sheet to a more interesting craft by offering simple embellishments, such as jiggly eyes, craft sand, glitter, glitter glue, colored paper dots (made with a hole punch), fabric scraps, etc. Make cut-to-size glued-on clothes, hair, etc for characters by using a copy of the coloring sheet, cutting out the selected portions and making them the patterns for whatever you want to cut out of fabric, paper, foil, etc.</p> <ul style="list-style-type: none"> <li>Lesson 1 Coloring Sheet Emphasis: Bible Truth</li> <li>Lesson 2 Coloring Sheet Emphasis: Bible Verse</li> <li>Lesson 3 Coloring Sheet Emphasis: ACTS Prayer</li> </ul> <div>   </div> <p>Discussion Questions</p>
<b>Extra Crafts:</b> <b>Big Question Craft</b> <i>in Appendix C</i>  <b>Bible Verse Craft</b> <i>in Appendix C</i>  <b>Bible Story Puzzle</b> <i>in Appendix C</i>	<p><b>These crafts are slightly more complex than the coloring/take home sheets:</b></p> <p><b>The Bible Concept Go-and-Tell Craft</b> is a craft that summarizes the Bible concept and includes the Bible verse is included for those desiring more than a coloring sheet. This more complex craft will involve gluing, sticking, etc. Can be used at any time.</p> <p>The <b>Bible Story Coloring Sheet</b> provides a tie in between the Bible story and the Bible truth they are learning.</p> <p>The <b>Storyboard Picture Placement Page</b> has been made into a puzzle that can be cut out and re-assembled by the children. This provides a nice summary of the story.</p> <div>   </div> <p>Discussion Questions</p>
<b>Free Play Activities</b> <i>ideas in Appendix D</i>	<p>Offer your own or some of the easy-to-make, free play activities suggested in Appendix D.</p>

**Lesson Plan: Big Question 9, Bible Truth 2**

use with all THREE lessons

**p.11****4. CLOSING CIRCLE TIME** *(End-of-session activities for the last 5-10 minutes of class time)*

= short &amp; simple lesson plan

<p><b>Transition to Closing Circle</b></p> <p><b>Classroom Song, verse 3</b></p> <p><i>lyrics and sheet music, Appendix A</i></p>	<p><i>Use this song to help the children transition in an orderly fashion. Start singing this song and ask the children to gather with you for Closing Circle Time.</i></p> <p><b>Classroom Song, verse 3</b> <span style="float: right;"><i>DDD ESV Songs 9, track 3</i></span></p> <p>It's time to get ready to go and tell, It's time to get ready to go and tell, Come gather here with me.</p>
<p><b>Closing Circle Time</b></p> <p><b>Classroom Song, verse 4</b></p> <p><i>lyrics and sheet music, Appendix A</i></p>	<p><i>When children are settled in the circle, say:</i></p> <p>"It's almost time for your parents to come pick you up. And do you know what that means? It means.... (draw this out to build anticipation and excitement)...that it's almost time to go home and....it's almost time to...Go and Tell! We have learned some big news about God today. God wants us to take and tell it to the whole world!"</p> <p><b>Classroom Song, verse 4</b> <span style="float: right;"><i>DDD ESV Songs 9, track 4</i></span></p> <p>So what's our big news to go and tell, So what's our big news to go and tell, Can you tell me now?</p>
<p><b>Big News to Tell</b></p> <p><b>Big Question 9</b></p> <p><i>VISUAL AID</i></p> <p><b>#1</b></p> <p><i>*found in the DDD Unit 9 Visual Aids, ESV Book lyrics and sheet music, Appendix A</i></p> <p><b>Big Question 9, Bible Truth 2</b></p> <p><i>VISUAL AID</i></p> <p><b>#3</b></p>	<p>"Let's see....there's so much big news to tell! There's so much we've learned!</p> <p>First of all, can you tell me the answer to our <b>Big Question: "What Did Jesus Come to Do?"</b> Hold up the Bible Truth Clue Picture.</p> <p>Say the answer with me: <b>"Jesus Came to Bring Us to God!"</b></p> <p><i>(If desired, you can sing one/both of the Big Question songs.)</i> <span style="float: right;"><i>DDD ESV Songs 9, tracks 12,13</i></span></p> <p>And what's one way He does this? What did we learn? <i>Point to the picture.</i></p> <p><b>He Never, Ever Disobeyed God!</b></p> <p>"And how do I know this is true? Can you tell me? Say it with me: <b>"The Bible tells me so!"</b> That's right!</p>
<p><b>Big Question 9, Bible Truth 2 Bible Verse</b></p> <p><i>VISUAL AID</i></p> <p><b>#4</b></p> <p><i>*found in the DDD Unit 9 Visual Aids, ESV Book lyrics and sheet music, Appendix A</i></p>	<p>We learned: <b>Hebrews 4:15</b></p> <p>"For we do not have a high priest who is unable to sympathize with our weaknesses, but one who in every respect has been tempted as we are, yet without sin."</p> <p><b>Learn a Little:</b> "[Jesus] has been tempted as we are, yet without sin."</p> <p>Do you know what tempted means? It means thinking about doing something that God says is wrong. Our Bible verse tells us Jesus was tempted in every way, just like we are! But what made Jesus different? He always said "no" to tempting things. He never disobeyed God! Jesus was perfect. He was without sin! I'm so glad Jesus never disobeyed God. Because that was the only way He could be our Savior! Let's praise Jesus right now for always saying 'no' to temptation and for being the perfect Savior!</p> <p><i>(If desired, you can sing the Bible verse song.)</i> <span style="float: right;"><i>DDD ESV Songs 9, track 23</i></span></p>

**Lesson Plan: Big Question 9, Bible Truth 2**

use with all THREE lessons

**p.12****4. CLOSING CIRCLE TIME, continued**

= follow the stars for a short &amp; simple lesson plan

<b>Closing ACTS Prayer Time</b>  <b>ACTS Prayer Chant</b>  <i>lyrics and sheet music, Appendix A</i>	<p><i>Let's ask God to help us to remember this and even tell others this good news. Let's get ready and pray our ACTS prayer.</i></p> <p><i>And what does ACTS mean? Let's sing/say our ACTS Prayer Chant!</i></p> <p><b>ACTS Prayer Chant Song</b> <span style="float: right;"><i>DDD ESV Songs 9, tracks 10,11</i></span></p> <p>A, Adoration, God, we praise You!  C, Confession, Forgive us our sins.  T, Thanksgiving, Thank You for Jesus,  S, Supplication, Help us to live like Him.</p> <p>That's the ACTS prayer, my friend,  Bow your head, Close your eyes, Shhh,  Let's begin.</p>
<b>Closing ACTS Prayer</b>	<p>"Let's pray!"</p> <p><i>Lead the children in the ACTS prayer for this Bible Truth.</i></p> <p><b>A</b> Jesus, we praise You for being our Savior. You came to bring us to God. We praise You for always saying 'no' to sin. You are the perfect One who never, ever sinned!</p> <p><b>C</b> Jesus, You never disobeyed God, Your Father, but we are not like You. We have all chosen to disobey God and His good ways. Oh, how we need You to be our Savior!</p> <p><b>T</b> Thank You, Jesus, for living a perfect life. Thank You for offering it up as the full payment for the sins of all who turn from their sins and trust in You as their Savior.</p> <p><b>S</b> Jesus, help us each to turn away from our sins and trust in You as our very own Savior. Help us to say 'no' to disobeying God. Help us to love You and live for You more and more.</p> <p>In Jesus' name, we pray, Amen.</p>
<b>5. TAKING IT HOME</b> <i>(Take Home Sheet)</i>	
<b>Clean up and Dismissal</b>	<p>"Now it's time to work together and clean up."</p> <p><i>Have the children join you in cleaning up the room.</i></p>
<b>Coloring Pages/ Take Home Sheets</b>  <i>in Appendix C</i>	<p><i>Give out the craft/take home sheet and any other papers from the session, as you dismiss children from class.</i></p> <p><i>(Reminder: The back side of the coloring page is the take home sheet for each lesson.)</i></p>
<b>Bible Story to Take-Home</b>  <i>in Appendix C</i>	<p>You may also want to include a copy of the story along with the take home sheet. (However, each coloring sheet/take home sheet includes a note to parents telling where they can download the story from the Parent Resources section on the website.</p>

**Bible Story for Big Question 9, Bible Truth 2** use with all THREE lessonsPlace  
story in

take out

P.1

**The Case of the Man Who Never Said "No"***The Gospels; Hebrews 4*

of BQB

**Story-telling Tips**

Ahead of time:

1. Read the Bible verses and story. Pray!
2. Choose story action cues and/or prepare storyboard figures, if using. (Included in Visual Aids book)
3. Practice telling story with the storyboard pictures, timing your presentation. Shorten, if necessary.

During your presentation:

1. Maintain as much eye contact as possible as you tell the story.
2. Put up storyboard figures/add story action cues as you tell the story. Allow the children to help you put them on the board, if desired.
3. Include the children in your story with a few questions about what they think will happen or words/concepts that might be new to them.
4. Watch the kids for signs that their attention span has been reached. Shorten, if necessary.

**INTRODUCTION/ LISTENING ASSIGNMENTS**

**"Our story is called: The Case of the Man Who Never Said "No". Here is your listening assignment."** Read from Detective Dan's Listening Assignment signs, but questions are summarized below:

**Detective Dan's Lesson #1 Listening Assignment:**

I need to know:

1. Who was the Man? To whom did He never say "no"?
2. Why was it so important that He never said "no"?

**Detective Dan's Lesson #2 Listening Assignment:****Our Bible Verse is Hebrews 4:15:**

**"For we do not have a high priest who is unable to sympathize with our weaknesses, but one who in every respect has been tempted as we are, yet without sin."**

I need to know:

1. Who was tempted in every way as we are but never sinned?
2. What could He do for us because He never sinned?

**Detective Dan's Lesson #3 Listening Assignment:**I found six clues, but two of them are **NOT** in the story.

They are: a broom; an enemy; a letter; a heart without sin; a duck; and a cross.

*Hold each of them up for the children to see as you identify them.*

I need to know:

1. Which four belong in the story and which two don't?
2. Who never had to confess any sins to God and ask for His forgiveness?

**Read the assignment questions, THEN SAY,**

"Ok, Deep Down Detectives! Put on your best listening ears and see if you can hear the answers to Detective Dan's questions. When I finish telling the story, we will see if we can answer all the questions."

*Read the Bible Truth story, answer questions, present the gospel and lead in prayer.*

*Answers to questions; the gospel; and, ACTS prayer are included with the story text.*

**Bible Story for Big Question 9, Bible Truth 2** use with all THREE lessons**P.2****The Case of the Man Who Never Said “No”** *The Gospels; Hebrews 4**Story with lines separating paragraphs (text in bold, optional interaction cues in italics)***Long ago in Bethlehem, baby Jesus was born.****Every baby is special, but there was something that made Jesus the most special baby of all. A whole host of angels came to tell about Jesus’ specialness that night He was born.****They lit up the sky with God’s bright, shiny glory as they sang out their good news.***Let’s praise God for Jesus right now! “Praise God! Thank you for Jesus!”***What was it that made Jesus so special that the angels would sing about it?***Can you guess?***This baby was God’s Son. He was Christ, the Lord! He was coming to save God’s people from their sins, just as God promised them He would.****Jesus had a very, very hard job ahead of Him. Jesus would have to do something no human had ever done, if He were to save God’s people.***Do you have any idea what it was that Jesus would have to do?***Jesus would have to never, ever disobey God. He would have to keep all of God’s laws ALWAYS! For you see, only if Jesus was perfectly good could God accept His life to pay for the sins of God’s people. Nothing less than perfect would do.****Can you imagine what it would be like for Jesus to NEVER disobey God? It would mean ALWAYS loving God most of all. It would mean ALWAYS loving others as the Bible tells us to.****In everything He said, and did, and even thought in His heart, Jesus would have to never, ever do anything wrong. NEVER!****What would Jesus have been like as a little boy who never, ever disobeyed God? First of all, Jesus would have loved spending time praying to God, His Father, and learning the Bible.****If His mother, Mary, asked Him to help her sweep the floor, Jesus would have obeyed her RIGHT AWAY, ALWAYS! If Joseph asked Jesus to share His favorite toy with another child, Jesus have always shared cheerfully.****And what would Jesus do if someone did something mean to Him?***What do you think He would do?***He would NOT do something mean to get back at them. He would have forgiven them, instead!**

*Story with lines separating paragraphs (text in bold, optional interaction cues in italics)*

**Jesus would have done these things and a lot more when He was a little boy. Day after day, Jesus would have always obeyed God. He would have always done what was right.**

**Was it easy for Jesus to always obey God and do what was right when He was a little boy?**

*What do you think?*

**No, it was not! The Bible tells us that even though Jesus was the perfect Son of God, He was tempted to disobey God in every way, just as we are. But while we give in to disobeying God, (SB9) Jesus never did, not even once! This is what He needed to do if He was to complete His Father's plan and be our Savior.**

**Jesus didn't stay a little boy. He grew up, up, up to be a man. It was time to tell others about God's plans. It was time to show them that He was God's Son, the Savior. And soon, it would be time to suffer and die for God's people. Jesus would have to do all this, and still, never, ever disobey God. He would have to obey all of God's laws perfectly. He would have to always love God most of all, and always love others, too. Jesus, the perfect, little boy, now had to be Jesus, the perfect grown-up man! Could He do it?**

**God's great enemy, Satan, hoped that Jesus could not. Satan wanted to ruin all of God's plans. He wanted Jesus to fail. He didn't want us to have a Savior. Out in the wilderness, Satan came to Jesus with tempting offers. "Worship me instead of God, and I will give You the world and all of its riches. You will be king," Satan promised. "Everyone will worship You, if You bow down and worship me."**

**ALL the best things in the world? Everyone worship Him? Ooh, how tempting that sounded! All Jesus had to do was to bow down to Satan. Ooh, how easy that sounded! Would Jesus give in to Satan?**

*What do you think?*

**No, Jesus would NOT! "Go away from Me, Satan! I'm only going to worship God, My Father!" Jesus told him. Jesus would be the perfect Savior! He would keep to God's good plan!**

**Satan wasn't the only one who tempted Jesus to sin and disobey God. Sometimes people said hateful lies about Jesus. "You aren't God's Son! You are just like Satan, God's enemy! You do bad things and You should die," they told Him. How easy it would have been for Jesus to break God's plan and prove them wrong! How easy it would have been to hate them back! But, did He?**

*What do you think?*

**No, Jesus did not! He just kept on loving them. He taught them truths from God's Word, so they might turn away from their sins and trust in Him as their Savior. Why did Jesus do this? Because Jesus wanted to please God, and He wanted to be the perfect Savior for God's people.**

**Sometimes, Jesus was so tired from caring for the crowds of people. They came day after day after day to be healed and to hear from God's Word. "Heal us, Jesus! Teach us, Jesus!" they pleaded with Him.**

**Jesus loved healing them and teaching them, but it was a lot of work. It would have been easy to get grumpy with them and tell them to go away. But, did He?**

*What do you think?*

**No, Jesus never made a grumpy face or had a grumpy heart! He kept on loving and caring for the people. Jesus wanted to please God, and He wanted to be the perfect Savior for God's people.**



**Bible Story for Big Question 9, Bible Truth 2** use with all THREE lessons**P.4***Story with lines separating paragraphs (text in bold, optional interaction cues in italics)*

Sometimes, people wanted to make Jesus their king. How nice that must have sounded! Jesus could have a big palace and lots of people to serve Him. That would be much easier than suffering and dying on the cross, as God planned.

But Jesus said, "No." He kept to God's plan. Jesus wanted to please God most of all. He wanted to be the perfect Savior for God's people. Life in a fancy palace wouldn't save God's people. Only by suffering and dying on the cross could Jesus do that.

Even on the last day of His life, Jesus was tempted to disobey God, His Father.

On the way to the cross, His enemies hit Him, spit on Him, and called Him bad names.

As Jesus hung on the cross, suffering for the sins of God's people, they made fun of Him. "You say you are God's Son. Let Him save you! Come down from the cross, if that is who you really are!" they shouted at Him.

Could Jesus have come down from the cross?

*What do you think?*

Yes, He could have. The Bible tells us that thousands of angels would have come to help Him, if He had asked them to.

But Jesus did NOT ask the angels to help Him. He did NOT come down from the cross. Jesus stayed there and suffered and died. He loved His Father and He loved God's people. This was the way they could be saved from their sins. So, even there, on the cross, Jesus never, ever disobeyed God or His good plan.

Every day of His life, from the day He was born to the day He died, Jesus never, ever disobeyed God or His laws. In everything He thought, and said, and He did, Jesus always loved God most of all, and He always loved others as the Bible tells us to. Jesus lived a PERFECT LIFE!

And so, when Jesus suffered and died on the cross for the sins of God's people, His PERFECT life could pay for the sins of God's people. He was the PERFECT sacrifice, the PERFECT payment needed for their sins. "It is finished," Jesus said, as He died on the cross.

What was finished? God's plan to save His people through Jesus! And that's why on the third day, Jesus rose from the dead! He had beaten sin and death for God's people, once and for all.

Praise God for Jesus! Our perfect Savior who never, ever disobeyed God.

**Cracking the Case:** (story wrap-up for Listening Assignments)

It's time to see how we did with our Listening Assignment.

**Detective Dan's Lesson #1 Listening Assignment:**

I need to know:

**1. Who was the Man? To whom did He never say "no"?** Jesus was the man. He never said "no" to God, His Father. Jesus always obeyed Him and His good laws.

**2. Why was it so important that He never said "no"?** Only by perfectly obeying God and His good laws could Jesus be the perfect Savior to save God's people from their sins.

**For You and Me:**

Just like those people who lived in Jesus' day, we need a Savior to save us from our sins. Jesus came to be that Savior. He will be our Savior, if we turn away from our sins and trust in Him. Ask God to help you. He loves to do this!

**Detective Dan's Lesson #2 Listening Assignment:****Our Bible Verse is Hebrews 4:15, ESV:**

"For we do not have a high priest who is unable to sympathize with our weaknesses, but one who in every respect has been tempted as we are, yet without sin."

I need to know:

**1. Who was tempted in every way as we are but never sinned?** Jesus.

**2. What could He do for us because He never sinned?** He could be our perfect Savior and save us from our sins.

**For You and Me:**

Just like those people who lived in Jesus' day, we need a Savior to save us from our sins. Jesus came to be that Savior. He will be our Savior, if we turn away from our sins and trust in Him. Ask God to help you. He loves to do this!

**Detective Dan's Lesson #3 Listening Assignment:**

I found six clues, but two of them are **NOT** in the story. They were: a broom; an enemy; a letter; a heart without sin; a duck; and a cross.

*Hold each of them up for the children to see as you identify them.*

I need to know:

**1. Which four belong in the story and which two don't?** The broom, the enemy, the heart without sin, and the cross belong. The letter and the duck do not.

**2. Who never had to confess any sins to God and ask for His forgiveness?** Jesus.

**For You and Me:**

Jesus never, ever disobeyed God! As a little boy; as a grown man. No matter how terribly others treated Him. No matter how tempting it would have been to do something else. Jesus never, ever disobeyed. He did this all out of love for God and love for us...that we might turn from our sins and trust in Him as our Savior. Ask God to help you do this. He loves to answer this prayer!

**The Gospel** (story wrap-up if NOT using Listening Assignments)**Our Bible Truth is:****What Did Jesus Come to Do?****Jesus Came to Bring Us to God...****He Never, Ever Disobeyed God!**

We are not like Jesus, are we? We all have chosen to disobey God and His good ways. That is why we all deserve His punishment for our sins!

God would have been perfectly fair to give us all His punishment. But, He is so full of mercy and love that He chose to save His people!

He sent Jesus to live the perfectly obedient life that none of us have lived. Then, Jesus offered up His perfect life to fully pay for the sins of God's people. On the third day, Jesus rose from the dead in victory.

Now, all who turn away from their sins and trust in Jesus as their Savior can be forgiven and become God's people. We can become God's people, too, when we turn away from our sins and trust in Jesus as our own Savior. Isn't that good news!

*Close in prayer.*

**Closing ACTS Prayer**

- A** Jesus, we praise You for being our Savior. You came to bring us to God. We praise You for always saying 'no' to sin. You are the perfect One who never, ever sinned!
- C** Jesus, You never disobeyed God, Your Father, but we are not like You. We have all chosen to disobey God and His good ways. Oh, how we need You to be our Savior!
- T** Thank You, Jesus, for living a perfect life. Thank You for offering it up as the full payment for the sins of all who turn from their sins and trust in You as their Savior.
- S** Jesus, help us each to turn away from our sins and trust in You as our very own Savior. Help us to say 'no' to disobeying God. Help us to love You and live for You more and more. In Jesus' name, we pray, Amen.

***Go to Lesson Plan, p.9 for the script to the rest of the lesson.***

**Deep Down Discussion Sheet**

use with all THREE lessons

Use with all  
response activities  
for deeper learning**P.1***Questions to aid discussion of the key concepts and for use in games*

Be familiar with these questions and answers. Look for opportunities to ask questions and discuss their answers, such as while the children work on their coloring pages, as part of their response games, or during play time. Remember: your goal isn't to ask all these questions or only talk to the children about these things. It's to be deliberate in having good conversations with them, however much or little you have.

**BIG  
QUESTION****Meaning****Discussion  
Questions***choose a few***What Did Jesus Come to Do? Jesus Came to Bring Us to God!**

In the beginning, God created the world perfectly. What a wonderful, special closeness people enjoyed with Him! Yes, it was "Perfect Wonderfulness" knowing God and living in His world. It could have stayed that way forever, but it did not. All of this perfection was broken when people disobeyed God. The big Bible word for disobeying God is "sin." When we look around us, we can see the sadness that sin brought into God's good world. So much in this world is not perfect or wonderful anymore! We've lost the special closeness with God, too. Yes, when sin came into the world, it spoiled so many things. But would all this sin and sadness last forever? People certainly deserved it to. After all, they had turned away from God. Now people deserved His punishment, not His love. But God treats us so much better than we deserve! From the beginning, He had an amazing plan to bring sinful people like us back to Himself. How? He promised to send a Savior. That Savior was Jesus, God's own Son. Jesus lived a perfect life, then He gave it up as the full payment for sins as He suffered and died on the cross. On the third day, Jesus rose from the dead, showing He had really done it! He had beaten sin and death for God's people! We can become God's people, too, when we turn away from our sins and trust in Jesus as our Savior. Then, we will get to know God in our hearts; and one day, we will get to go live with God and enjoy all of His Perfect Wonderfulness forever!

1. What did Jesus come to do? *Jesus came to bring us to God!*
2. Who did people have a wonderful closeness with in the beginning? *With God.*
3. What did people do that caused the wonderful closeness with God to end? *They disobeyed Him.*
4. What did all people deserve for disobeying God? *God's punishment that keeps them separated from Him and all His goodness forever. How sad!*
5. Who did God send to bring His people to Him? *Jesus.*
6. What did Jesus take for God's people on the cross? *The punishment for their sins.*
7. What happens to us when we turn away from our sins and trust Jesus as our Savior? *God forgives our sins. He makes us His people. We have special closeness with God now. Then, when our bodies die, we will go on living happily with God forever.*

**BIBLE  
TRUTH****Meaning****Discussion  
Questions***choose a few***Jesus Came to Bring Us to God... He Never, Ever Disobeyed God!**

Jesus never, ever sinned. He always obeyed God, His Father. But even though Jesus always never disobeyed God, there were many times when He was tempted to. The Bible tells us that Jesus was tempted in every way just like us; but unlike us, Jesus never gave in and sinned. In everything He thought and said and did, Jesus always kept on obeying God. And He did this His whole life! Wow! Jesus was absolutely perfect! Perhaps Jesus' greatest temptation came the night before He died on the cross. Jesus knew that it would hurt so badly to suffer for the sins of God's people. But Jesus loved God, His Father, and us so much! He would NOT turn away from His Father's good plan. He would suffer and die in the place of God's people so they could be forgiven. And it is so very good for us that Jesus did not sin and that He did choose to die for us. Only if He lived a perfect life could He give it up on the cross as the full payment for the sins of God's people. He was the only hope for our sins to be forgiven by God. He was the only way we could become God's people. You can be one of God's people, too, if you turn away from your sins and trust in Jesus as your Savior.

1. Who never, ever sinned? *Jesus.*
2. Who did Jesus always obey? *His Father, God.*
3. Was Jesus ever tempted to sin? *Yes, many times.*
4. When was it very, very hard for Jesus to obey God? *When He had to suffer and die on the cross.*
5. Why did Jesus chose to obey God and suffer and die on the cross? *Because He loved God's people so much that He wanted to save them; and, because He loved God His Father so much and wanted to obey Him.*
6. Why was it so good that Jesus never, ever sinned? *Because only if Jesus always obeyed God could He be good enough to pay for His people's sins.*
7. What do we need to do to become one of God's people? *Turn away from your sins and trust in Jesus as your Savior.*

**Deep Down Discussion Sheet**

use with all THREE lessons

**P.2***Questions to aid discussion of the key concepts and for use in games*

<b>THE GOSPEL</b>	What is God's good news for you and me? <i>The gospel! What did Jesus come to do? Jesus came to bring us to God... He never, ever disobeyed God! We are not like Jesus, are we? We all have chosen to disobey God and His good ways. That is why we all deserve His punishment for our sins! God would have been perfectly fair to give us all His punishment. But, He is so full of mercy and love that He chose to save His people! He sent Jesus to live the perfectly obedient life that none of us have lived. Then, Jesus offered up His perfect life to fully pay for the sins of all who would ever turn away from their sins and trust in Him as their Savior. We, too, can be God's people when we turn away from our sins and trust in Jesus as our own Savior. Isn't that good news!</i>
<b>BIBLE TRUTH BIBLE VERSE</b>	"For we do not have a high priest who is unable to sympathize with our weaknesses, but one who in every respect has been tempted as we are, yet without sin." --Hebrews 4:15, ESV  <b>Learn a Little:</b> "[Jesus] has been tempted as we are, yet without sin."
<b>Meaning</b>	Do you know what tempted means? It means thinking about doing something that God says is wrong. Our Bible verse tells us Jesus was tempted in every way, just like we are! But what made Jesus different? He always said "no" to tempting things. He never disobeyed God! Jesus was perfect. He was without sin!  The Bible calls Jesus our great, high priest because He is the one who brought His own life as the perfect payment for our sins. He made the way for us to become God's people. I'm so glad Jesus never disobeyed God! That was the only way He could be our Savior!
<b>Discussion Questions</b>	1. What does it mean to be tempted? <i>To think about doing something that God says is wrong.</i> 2. Who was tempted in every way we were, but who did not ever sin? <i>Jesus.</i> 3. Who is our great high priest-- the one who goes before God to make the way for us to be saved? <i>Jesus.</i> 4. What great and wondrous work can God do in us? <i>He can help us to turn away from our sins and trust in Jesus as our Savior. He can make us His people!</i>
<b>BIBLE STORY</b>	<b>The Case of the Man Who Didn't Say "No"</b>
<b>Discussion Questions</b>	1. Every baby is special, but what made Jesus so special that even the angels in heaven sang when he was born? <i>Jesus was God's Son, sent to save God's people from their sins.</i> 2. What very hard thing would Jesus have to do to save God's people? <i>He would have to never, ever disobey God.</i> 3. What kinds of things would Jesus have had to do as a little boy to never, ever disobey God? <i>Love God most of all. Love others as the Bible tells us to. Always honor and obey your parents. Always forgive others. Always be kind, etc.</i> 4. What kinds of things did Jesus do as a grown man to never, ever disobey God? <i>Always forgave people who treated Him meanly. He kept on loving people and being kind to them (instead of grumpy) when He was very tired. He even had to say no to Satan who offered Jesus all the best things in the world, if He would worship him instead of God.</i> 5. How do we know that Jesus never, ever disobeyed God? <i>Because God accepted His life as good enough to pay for the sins of God's people. He raised Jesus' to life on the third day. God would not have done that if Jesus had disobeyed Him even once.</i> 6. How can we become one of God's people? <i>By turning away from our sins and trusting in Jesus as our Savior.</i>



# **DEEP DOWN DETECTIVES**

**Curriculum Resources  
for Unit 9, Bible Truth 3:**



**What Did Jesus Come to Do?  
Jesus Came to Bring Us to God...**

**He Taught about God and  
Did Amazing Things!**



## Session Prep (especially good for newbies!)

### Pray!



Pray for the Holy Spirit to be at work in your and the children's hearts.

### Review



If new to the curriculum, look at the **Getting Started with Deep Down Detectives section of the Core Curriculum book.** (p.5) It will be especially helpful to read through the Deep Down Detectives section of **The Praise Factory Tour: Extended Version Book.** This is a visual way to understand what goes on in the classroom. (A pdf of the book is found in the samples section on the website.)

### Look through and Learn the Lesson



Read over **lesson plan.** Practice any **songs or action rhymes** you are using. Choose/make up motions to go with these. Choose less with younger children and more with older preschoolers. **Practice the lesson with the visual aids** and using the Big Question Box/Briefcase.

### Read and Rehearse the Bible Story with Pictures



Read the Bible story from the Bible. Read the curriculum version. Practice telling it with the storyboard pictures. (If you have not previously laminated the story pictures, do that now.) Or, rehearse it from the Simple Story Scenes, if you are using those.

### Let There Be Music



Download the music and listen to the songs. Choose which of the songs you will use with the children. If using live musicians, make sure they have the sheet music (Appendix A, Core Curriculum book).

### Put the Props in Place



1. Prepare your Visual Aids. Put the Big Question, Unit Bible Truths, Bible Truth, Bible Verse, and Listening Assignment signs, as well as the Bible Story script in one side of the Bible folder.
2. Get out your storyboard. If using Simple Story Scenes, put these in your Bible Folder. Or, if using the individual storyboard figures, put all background pictures in place (they have a BG by the number). Put the rest of the storyboard pictures (these have a SB by the number) in order of use in the other side of the Bible folder.
3. Put the DDD Bible Folder as well as the Big Question sign in the Big Question Box/Briefcase and shut it. If your box/briefcase has locks and you want to use the unlocking the box as part of your session, lock it now....but make sure you have the key or know the code first.
4. Prepare the music CD or sheet music or mp3 device for use in your session.

### Set Out Free Play Activities



Choose and set up free time activities you will use with the children. Choose a variety of different activities that will be enjoyed by different types of children. Rotate the activities you provide to keep them interesting and fresh to your children. (Suggestions in Appendix D, Core Curriculum books.)

### Prepare Any Activities



Choose which (if any) of the Bible Truth games and crafts activities you want to use in the session. Bear in mind your time frame as well as the developmental abilities and attention span of your children as you decide which/how many to prepare. **Look over the Discussion Sheet** and choose a few questions you might use to spark discussion with the children as they do their activities (especially good for ages 3's+). Pray for God to give you opportunities to talk about these things with the children.

### Let Them Take It with Them



Make copies of the craft/take home sheets, if you are not already using them as one of your activities. You may also want to make copies of the story (see take-home version of each story included in Appendix C with the other take home resources) to have for parents to use with their children at home. There's a link on each craft/take home sheet to the story, if you don't make hard copies.

### Store It



After your session is over, collect the resources and store them for future use. This curriculum can be used over and over for years to come.

## Unit 9: Jesus, Immanuel, God with Us

### UNIT OVERVIEW

In the beginning, God created the world perfectly. What a wonderful, special closeness people enjoyed with Him! Yes, it was “Perfect Wonderfulness” knowing God and living in His world. It could have stayed that way forever, but it did not. All of this perfection was broken when people disobeyed God. The big Bible word for disobeying God is “sin.” When we look around us, we can see the sadness that sin brought into God’s good world. So much in this world is not perfect or wonderful anymore! We’ve lost the special closeness with God, too. Yes, when sin came into the world, it spoiled so many things.

But would all this sin and sadness last forever? People certainly deserved it to. After all, they had turned away from God. Now people deserved His punishment, not His love. But God treats us so much better than we deserve! From the beginning, He had an amazing plan to bring sinful people like us back to Himself. How? He promised to send a Savior. That Savior was Jesus, God’s own Son. Jesus lived a perfect life, then He gave it up as the full payment for sins as He suffered and died on the cross. On the third day, Jesus rose from the dead, showing He had really done it! He had beaten sin and death for God’s people! We can become God’s people, too, when we turn away from our sins and trust in Jesus as our Savior. Then, we will get to know God in our hearts; and one day, we will get to go live with God and enjoy all of His Perfect Wonderfulness forever!

In this unit, we will learn six truths about Jesus, our Savior.

### UNIT BIBLE VERSE: 1 Peter 3:18, ESV

“Christ suffered once for sins, the righteous for the unrighteous, that he might bring us to God.”

### BIG QUESTION UNDER INVESTIGATION: What Did Jesus Come to Do?

**ANSWER:** Jesus Came to Bring Us to God!

#### OPTIONAL Big Question 9 INTRODUCTION LESSON (Use Hide ‘n’ Seek Kids Unit 9 Material)

Story: The Case of the Son Who Came Down *The Gospels*

Bible Verse: 1 Peter 3:18

#### BIBLE TRUTH 1: He Left His Home in Heaven to Save Us (3 Lessons Available)

Story: The Case of the Lover Who Left It All Behind *Luke 1-2; John 1,6*

Bible Verse: John 6:38

#### BIBLE TRUTH 2: He Never, Ever Disobeyed God (3 Lessons Available)

The Case of the Man Who Never Said “No” *The Gospels; Hebrews 4*

Bible Verse: Hebrews 4:15



#### BIBLE TRUTH 3: He Taught about God and Did Amazing Things

(3 Lessons Available)

Story: The Case of the Eyewitness *Luke 4:31ff; 5; 9:28-36; 11:23-24; John 2; 6:16-21; 11*

Bible Verse: John 6:68-69

#### BIBLE TRUTH 4: He Died on the Cross for the Sins of God’s People (3 Lessons Available)

Story: The Case of the Great Price *Matthew 27; Mark 15; Luke 23; John 19*

Bible Verse: Hosea 13:14

#### BIBLE TRUTH 5: He Rose from the Dead (3 Lessons Available)

Story: The Case of the Unexpected Ending *Matthew 27-28; Mark 15-16; Luke 24; John 20-21*

Bible Verse: Luke 24:5-6

#### BIBLE TRUTH 6: He Went Up to Rule in Heaven (3 Lessons Available)

Story: The Case of the Fluffy Farewell *Matthew 27-28; Mark 15-16; Luke 23-24; John 19-20; Acts 1*

Bible Verse: Philippians 2:9-11

## Deep Down Detectives ESV Songs 9 Track Numbers

This is a listing of all songs mentioned in the unit curriculum. You may or may not choose to use all of the songs. They are listed in easy-reference order--NOT in the order used in the curriculum.

You may choose to simply burn a CD/load them onto an mp3 device in this order. Or, you may want to do what we do: choose the songs we want to use and create a play list of them in that order. Then, we burn a CD/upload the play list onto an mp3 device. A teacher only has to click forward to the next song, instead of hunting for the right track. The track number have been included as part of the title of each song, teachers will still have a reference to the track number listed in the curriculum (same as those listed below), even if you change the order on your customized play list.

### SONGS USED EVERY UNIT OF THE CURRICULUM

- 1 The Classroom Song v.1
- 2 The Classroom Song v.2
- 3 The Classroom Song v.3
- 4 The Classroom Song v.4
- 5 Deep Down Detectives Theme Song
- 6 The Classroom Rules Song
- 7 Let's Pray Song
- 8 The Big Question Box Song
- 9 The Bible Chant Song
- 10 ACTS Prayer Song (Short Version)
- 11 ACTS Prayer Song (Full Version)

#### Why the Extra Songs?

Deep Down Detectives is a curriculum used by a wide age-span of kids. Sometimes one of the other songs is a better fit for your kids. Or, you may simply want to teach them more songs on the same Bible Truth. Use as many or as few as you want.

### UNIT 9: JESUS, IMMANUEL, GOD WITH US

- 12 Big Q & A 9 Song
- 13 Big Question 9 Song: What Did Jesus Come to Do?
- 14 Big Question 9 Bible Verse Song: Christ Once Suffered for Sins 1 Peter 3:18, ESV (full version)
- 15 Big Question 9 Bible Verse Song: Christ Once Suffered for Sins 1 Peter 3:18, ESV (short version)
- 16 *Extra Big Question 9 Bible Verse Song: For Christ Suffered Once for Sin 1 Peter 3:18, ESV (other version)*
- 17 *Extra Big Question 9 Bible Verse Song: For God So Loved the World John 3:16, ESV*
- 18 Big Question 9 Hymn: To God Be the Glory, v.1
- 19 Big Question 9 Praise Song: Blessed Be the Name

#### What Did Jesus Come to Do?

#### Jesus Came to Bring Us to God...

#### Bible Truth 1: He Left His Home in Heaven to Save Us

- 20 Bible Verse: Down, Down, Down John 6:38, ESV
- 21 *Extra Bible Verse: The Word Became Flesh John 1:14 NIV 1984*
- 22 *Extra Bible Verse: Your Attitude Should Be Philippians 2:5-8, NIV 1984*

#### Bible Truth 2: He Never, Ever Disobeyed God

- 23 Bible Verse: Jesus Has Been Tempted Hebrews 4:15, ESV
- 24 *Extra Bible Verse: We Have a Great High Priest: Hebrews 4:14-15, NIV 1984*

#### Bible Truth 3: He Taught about God and Did Amazing Things

- 25 Bible Verse: Jesus Went Proclaimin' Matthew 4:23, ESV
- 26 *Extra Bible Verse: Lord, to Whom Shall We Go? John 6:68-69, ESV*
- 27 *Extra Bible Verse: Who Is This? Luke 8:25, NIV 1984*
- 28 *Extra Bible Verse: Jesus Said to Them: Matthew 16:15-16, ESV*

#### Bible Truth 4: He Died on the Cross for His People's Sins

- 29 Bible Verse: I Will Ransom Them Hosea 13:14, HCSB
- 30 *Extra Bible Verse: Blessed Are Those Romans 4:7-8, ESV*

#### Bible Truth 5: He Rose from the Dead

- 31 Bible Verse: Why Do You Seek? Luke 24:5-6, ESV
- 32 *Extra Bible Verse: I Am the Living One Revelation 1:17-18, ESV*
- 33 *Extra Bible Verse: He Is the Head of the Body Colossians 1:18, ESV*

#### Bible Truth 6: He Went Up to Rule in Heaven

- 34 Bible Verse: Gone into Heaven 1 Peter 3:21-22, ESV
- 35 *Extra Bible Verse: Jesus Christ Has Gone into Heaven 1 Peter 3:21-22, ESV (other version)*
- 36 *Extra Bible Verse Therefore God Exalted Him Philippians 2:9-11, NIV 1984*

listen to or download songs for free at <https://praisefactory.org>: Deep Down Detectives Music page

## Big Question 9, Bible Truth 3 Overview: Key Concepts

P.1

### Unit 9: Jesus, Immanuel, God with Us

**Unit Big Question (and Answer):** What Did Jesus Come to Do? Jesus Came to Bring Us to God!

**Unit Bible Verse:** “Christ suffered once for sins, the righteous for the unrighteous, that He might bring us to God.” 1 Peter 3:18, ESV

### Bible Truth 3 Concept: Jesus Came to Bring Us to God... He Taught about God and Did Amazing Things!

Before Jesus died on the cross, He taught about God for three years. Jesus taught from the Bible. He told the people what God is like. He taught them that He was God’s Son who had come to save them from their sins. He taught them how they could become God’s people and how God’s people should live.

The people who listened to Jesus teach were amazed. They had never heard someone tell them so much about God. Jesus talked as if He knew God, and, of course, He did. Jesus wasn’t just a man like them, He was the Son of God, Himself.

Jesus didn’t just teach about God. He also did many amazing things by God’s power—miracles! Things so amazing that only God could do. He fed thousands of people with just a little bit of food. He stilled the wind and waves of a raging storm with just His word. He healed sick people and even brought dead people to life by God’s power.

And what did God use Jesus’ teaching and these miracles to do? To show the people that Jesus really was His Son, the Messiah, the Savior, who had come to save them. And that’s exactly what many people did! They turned away from their sins and trusted in Jesus, as God’s Son, their Savior.

### Bible Truth 3 Bible Verse: Matthew 4:23, ESV

“[Jesus] went... teaching...and proclaiming the gospel of the kingdom and healing every disease and every affliction among the people.”

**Learn a Little:** “Jesus went teaching and healing among the people.”

### Meaning

Jesus taught the people the good news of the kingdom of God. Do you know what that is? That anyone who turns away from their sins and trusts Jesus as their Savior will be forgiven and saved. They will get to love God and enjoy Him forever! And Jesus healed all sorts of sicknesses. Not the way doctors do, with medicines! No, Jesus is God. He could tell sickness to leave and it would. Just like that! Many people watched what Jesus said and did, and they believed in Him. That’s the best news of all!

### Bible Truth 3 ACTS Prayer

- A** Jesus, we praise You for being our Savior. You came to bring us to God. We praise You for all the wonderful things You taught us about God and all the amazing things You did, by God’s great power. No one is like You!
- C** Jesus, when we read in the Bible what You taught, we see that we are all sinners who have disobeyed God. Oh, how we need You to be our Savior!
- T** Thank You, Jesus, for showing us what God is like in all that You taught and all the amazing things You did. Thank You for dying on the cross to save all who trust in You as their Savior.
- S** Jesus, work in our hearts. Help us to turn away from our sins. Help us to trust in You as our Savior. Help us to love You more and live for You more, as we read in the Bible what You taught and all the amazing things You did. In Jesus’ name, we pray, Amen.

### Bible Truth 3 Story

**The Case of the Eyewitness** *Luke 4:31ff; 5; 9:28-36; 11:23-24; John 2; 6:16-21; 11*

**Big Question 9, Bible Truth 3 Overview: Key Concepts****p.2****Songs Used in Bible Truth 3**

Big Q & A 9 Song

Big Question 9 Song: What Did Jesus Come to Do?

Big Question 9 Bible Verse Song: Christ Once Suffered for Sins 1 Peter 3:18, ESV

*Extra Big Question 9 Bible Verse Song: For Christ Suffered Once for Sin*

*Extra Big Question 9 Bible Verse Song: For God So Loved the World John 3:16, ESV*

Big Question 9 Hymn: To God Be the Glory, v.1

Big Question 9 Praise Song: Blessed Be the Name

Bible Truth 3 Bible Verse: Jesus Went Proclaimin' Matthew 4:23, ESV

Bible Truth 3 Extra Bible Verse: Lord, to Whom Shall We Go? John 6:68-69, ESV

Bible Truth 3 Extra Bible Verse: Who Is This? Luke 8:25, NIV 1984

Extra Bible Verse: Jesus Said to Them: Matthew 16:15-16, ESV

listen to or download songs for free at <https://praisefactory.org>: Deep Down Detectives Music page

**Lesson Plan: Big Question 9, Bible Truth 3**

use with all THREE lessons

**p.1****1. GETTING STARTED**

= follow the stars for a short &amp; simple lesson plan

<b>Intake Activity Ideas</b>	<b>Choose one of these open-ended activities to include children as they join the class:</b>
<b>Free Play Time</b> <i>suggestions in Appendix D</i>	Offer your own or some of the easy-to-make, free play activities suggested in Appendix D.
<b>OR Sing-along Music Time</b>  <i>lyrics and sheet music, Appendix A</i>  <i>listen to or download songs for free at <a href="https://praisefactory.org/DeepDownDetectives">https://praisefactory.org/DeepDownDetectives</a> Music page</i>	<p>Music from Deep Down Detectives (DDD) ESV Songs 9:</p> <p>Big Q &amp; A 9 Song <span style="float: right;"><i>DDD ESV Songs 9, track 12</i></span></p> <p>Big Question 9 Song <span style="float: right;"><i>DDD ESV Songs 9, track 13</i></span></p> <p>Big Question 9 (Unit) Bible Verse Song:</p> <p>Christ Once Suffered for Sins 1 Peter 3:18, ESV (full version) <span style="float: right;"><i>DDD ESV Songs 9, track 14</i></span></p> <p>Big Question 9 (Unit) Bible Verse Song:</p> <p>Christ Once Suffered for Sins 1 Peter 3:18, ESV (short version) <span style="float: right;"><i>DDD ESV Songs 9, track 15</i></span></p> <p>Extra Big Question 9 (Unit) Bible Verse Song:</p> <p>For Christ Suffered Once for Sin 1 Peter 3:18, ESV (version 2) <span style="float: right;"><i>DDD ESV Songs 9, track 16</i></span></p> <p>Extra Big Question 9 (Unit) Bible Verse Song:</p> <p>For God So Loved the World John 3:16, ESV <span style="float: right;"><i>DDD ESV Songs 9, track 17</i></span></p> <p>Big Question 9 Hymn:</p> <p>To God Be the Glory, v.1 <span style="float: right;"><i>DDD ESV Songs 9, track 18</i></span></p> <p>Big Question 9 Praise Song:</p> <p>Blessed Be the Name <span style="float: right;"><i>DDD ESV Songs 9, track 19</i></span></p> <p>Bible Truth 3 Bible Verse Song:</p> <p>Jesus Went Proclaimin' Matthew 4:23, ESV <span style="float: right;"><i>DDD ESV Songs 9, track 25</i></span></p> <p>Extra Bible Truth 3 Bible Verse Song:</p> <p>Lord, to Whom Shall We Go? John 6:68-69, ESV <span style="float: right;"><i>DDD ESV Songs 9, track 26</i></span></p> <p>Extra Bible Truth 3 Bible Verse Song:</p> <p>Who Is This? Luke 8:25, NIV 1984 <span style="float: right;"><i>DDD ESV Songs 9, track 27</i></span></p> <p>Extra Bible Truth 3 Bible Verse Song:</p> <p>Jesus Said to Them Matthew 16:15-16, ESV <span style="float: right;"><i>DDD ESV Songs 9, track 28</i></span></p> <p><i>Add more fun to Sing-along Music Time by adding a Music, Movement &amp; Memory Activity. These activities are listed on p.10 of this lesson plan with the Response Activities. Instructions found in Appendix B.</i></p>
<b>OR Bible Verse Memory Game</b>  <i>instructions found in Appendix B</i>	<p>Lesson 1 Game: Lily Pad Jump</p> <p>Lesson 2 Game: Loud and Soft, Big and Little</p> <p>Lesson 3 Game: Freeze 'n' Say</p> <p><i>These activities are also included on p.10 of this lesson plan with the Response Activities.</i></p>
<b>2. OPENING CIRCLE TIME (introduce the Bible Truth and tell the related Bible story)</b>	
<b>Gathering the Children</b>  <i>lyrics and sheet music, Appendix A</i>	<p>Sing verse 1 of <i>The Classroom Song</i> to gather the children for Circle Time.</p> <p><b>The Classroom Song, verse 1</b> <span style="float: right;"><i>DDD ESV Songs 9, track 1</i></span></p> <p>Let's gather together to worship God, Let's gather together to worship God, Let's gather together to worship God, Come gather here with me!</p>
<b>Welcome to Deep Down Detectives</b>	"Welcome to Deep Down Detectives. We're so glad you've joined us! Detectives are people who look for answers to questions. In Deep Down Detectives, we look for answers to big questions about God. We dig deep down in the truths of God's Word to find them."



**Lesson Plan: Big Question 9, Bible Truth 3** use with all THREE lessons

p.2

**2. OPENING CIRCLE TIME, continued**

= follow the stars for a short &amp; simple lesson plan

<p><b>Deep Down Detectives Theme Song</b></p> <p><i>lyrics and sheet music, Appendix A</i></p>	<p>"Let's sing our Deep Down Detectives Theme Song."</p> <p> <b>Deep Down Detectives Theme Song</b> <span style="float: right;">DDD ESV Songs 9, track 5</span></p> <p>We're Deep Down Detectives, diggin' deep in God's Word, For truths about God and His plans for this world, We're seeking to love Him, with all of our heart, We're Deep Down Detectives! Come on! Let's start!</p>
<p><b>Classroom Rules Song</b></p> <p><i>lyrics and sheet music, Appendix A</i></p>	<p>There are two very important things that Deep Down Detectives do together: we worship God and we love one another. Our Classroom Rules Song reminds us how we should act. Let's sing it."</p> <p><b>Classroom Rules Song</b> <span style="float: right;">DDD ESV Songs 9, track 6</span></p> <p>Shh, be quiet while someone is talking, Raise your hand, if you have something to say, Don't touch your friend, sitting beside you, Obey your teachers, Be kind as you play. These are our classroom rules, These are our classroom rules, They help us worship God and love one another, These are our classroom rules.</p>
<p><b>Opening Prayer Time</b></p> <p><i>lyrics and sheet music, Appendix A</i></p>	<p>"Children, we need God's help to keep these rules. Let's ask Him to help us right now. Let's get ready and pray."</p> <p><b>Let's Pray</b> <span style="float: right;">DDD ESV Songs 9, track 7</span></p> <p>1-2-3! Fold your hands, Bow your head, Close your eyes. Let's pray! <i>(repeat)</i></p> <p>"Let's pray:"</p> <p> <b>Opening Prayer</b></p> <p>Dear Lord, We're so glad to get to gather together to worship You! Please help us keep the classroom rules. Please help us to love You and learn about You today. In Jesus' name we pray. Amen.</p>

**Lesson Plan: Big Question 9, Bible Truth 3** use with all THREE lessons**p.3****2. OPENING CIRCLE TIME, continued**

= follow the stars for a short &amp; simple lesson plan

<p><b>Reveal the Big Question</b></p> <p><b>Introduce the Big Question Box/Briefcase</b></p> <p><i>lyrics and sheet music, Appendix A</i></p>	<p>"Detectives INVESTIGATE things. That means they ask questions and look for answers. Deep Down Detectives investigate big questions about God. The Big Question we are investigating today is right inside our Big Question Box/Briefcase.</p> <p><b>The Big Question Box Song</b> <span style="float: right;"><i>DDD ESV Songs 9, track 8</i></span></p> <p>We've got a big box, All closed up and locked, Filled with the truths of God's Word.</p> <p>We've got a brief case, There's no time to waste, Come on, kids, let's open it up!</p>
<p><b>The Big Question under Investigation</b></p> <p>VISUAL take out AID</p> <div data-bbox="203 819 272 892" data-label="Image"> </div> <div data-bbox="292 808 386 877" data-label="Image"> </div> <p>of BQB</p> <p><i>Big Question &amp; Answer Sign, front side</i></p> <p><i>*found in the DDD Unit 9 Visual Aids, ESV Book</i></p>	<p>Ok, who would like to open for me and pull out the Big Question?"</p> <p><i>Choose a child to open the box/briefcase, take out the Big Question and hand it to you, then hold up the Big Question sign for all the children to see, and say:</i></p> <p>★ The Big Question we are investigating today is Big Question Number 9:</p> <p><b>What Did Jesus Come to Do?</b> and the Answer is: <b>Jesus Came to Bring Us to God!</b></p>
<p><b>Big Question Meaning</b></p>	<p>★ In the beginning, God created the world perfectly. What a wonderful, special closeness people enjoyed with Him! Yes, it was "Perfect Wonderfulness" knowing God and living in His world. It could have stayed that way forever, but it did not. All of this perfection was broken when people disobeyed God. The big Bible word for disobeying God is "sin."</p> <p>When we look around us, we can see the sadness that sin brought into God's good world. So much in this world is not perfect or wonderful anymore! We've lost the special closeness with God, too. Yes, when sin came into the world, it spoiled so many things.</p> <p>But would all this sin and sadness last forever? People certainly deserved it to. After all, they had turned away from God. Now people deserved His punishment, not His love.</p> <p>But God treats us so much better than we deserve! From the beginning, He had an amazing plan to bring sinful people like us back to Himself. How? He promised to send a Savior. That Savior was Jesus, God's own Son. Jesus lived a perfect life, then He gave it up as the full payment for sins as He suffered and died on the cross. On the third day, Jesus rose from the dead, showing He had really done it! He had beaten sin and death for God's people! We can become God's people, too, when we turn away from our sins and trust in Jesus as our Savior. Then, we will get to know God in our hearts; and one day, we will get to go live with God and enjoy all of His Perfect Wonderfulness forever!</p>
<p><b>Big Question Songs</b></p> <p><b>Big Q &amp; A 9 Song</b></p> <p><i>lyrics and sheet music, Appendix A</i></p>	<p>★ "Let's sing our Big Question Song:</p> <p><b>Big Q &amp; A 9 Song</b> <span style="float: right;"><i>DDD ESV Songs 9, track 12</i></span></p> <p><i>(adapted version of "This Old Man")</i></p> <p><i>What did Jesus come to do?</i> <i>What did Jesus come to do?</i> <i>Jesus came to bring us to God.</i> <i>That's what Jesus came to do!</i></p>

**2. OPENING CIRCLE TIME, continued**

= follow the stars for a short &amp; simple lesson plan

**Learning about  
the Big Question  
(use one or both)***Repeat the Big Question and Answer again:***"What Did Jesus Come to Do? Jesus Came to Bring Us to God!"***Say: "Hmmm, I wonder what that means... Let's do our action rhyme (or sing our song) that explains it."**Then do the action rhyme or sing the song using any of the optional motions suggested, if desired.***Big Question  
Action Rhyme****Big Question 9 Action Rhyme****(POSSIBLE ACTIONS)**

You and me, we disobey God,  
That's very, very bad!  
We all deserve God's punishment.  
That's very, very sad!

*point out to someone else; point to yourself*  
*Shake your head sideways, slowly a couple of*  
*times, making a disapproving face*  
*Stretch out our arms wide for "all"*  
*Make sad face*

But God loved us so very much,  
That He sent His Son, Jesus,  
To save us and take away  
all of our sins,  
So we could be friends  
with God again!

*put your hand on your heart*  
  
*make a cross using your index fingers*  
  
*clap and cheer for this good news!*

**Big Question  
(Action Rhyme)  
Song***lyrics and sheet music,  
Appendix A***Big Question 9 (Action Rhyme) Song***DDD ESV Songs 9, track 13***Refrain**

What did Jesus come to do?  
Jesus came to bring us to God.  
What did Jesus come to do?  
Jesus came to bring us to God.

**(POSSIBLE ACTIONS)***point up to heaven***Verse 1**

In the beginning, people enjoyed  
Perfect fellowship with God.  
But they disobeyed, their fellowship lost.  
Would things always stay this way? *Refrain*

*smile and hug yourself**shake head "no" and wag index  
side to side, disapprovingly***Verse 2**

At just the right time,  
God sent His Son to pay for His people's sins,  
He offered His life, the perfect sacrifice,  
Gave them fellowship with God again. *Refrain*

*make a cross using your index  
finger**smile and hug yourself***Verse 3**

On the third day, Jesus rose from the grave,  
Then He went back home to heav'n.  
Now all who repent and believe in Him,  
Can know God forever. *Refrain*

*hold up three fingers*  
*make rise motion with your hands*  
*point up to heaven*

**Lesson Plan: Big Question 9, Bible Truth 3**

use with all THREE lessons

**p.5****2. OPENING CIRCLE TIME, continued**

= follow the stars for a short &amp; simple lesson plan

**Learning the Bible Truth**

VISUAL take out

AID

**#2**

of BQB

VISUAL AID

All the Bible Truths Sign

★ "Jesus Came to Bring Us to God" is a good beginning, but there's so more to learn. So it's time for us to dig down even deeper for more answers to our Big Question about God. We're going to be learning **SIX** Bible truths that all tell us more about Jesus.

Who would like to hand me the picture with our six Bible truths on it? It's in the Big Question Box/Briefcase." *Choose a child to get it and hand it to you, then hold it up and show them the pictures of the six truths they will be learning.*

**Bible Truth Clue**

VISUAL take out

AID

**#3**

of BQB

Bible Truth Clue Sign,  
front side  
VISUAL AID

After everyone has had a good look, say...

"Ok, we've learned two truths about Jesus. They are: "He Left His Home in Heaven to Save Us" and "He Never, Ever Disobeyed God" (point to pictures as you identify each Bible Truth). Now let's look at our Bible Truth Clue sign and see if we can figure out which of these six truths we will be learning about today. Who would like to get it out of the Big Question Briefcase for me?"

*Choose a child to open the briefcase, take out the Bible Truth Clue sign and hand it to you. Hold up the front side for the children to see. Cover up the answer, written along the bottom, and say:*

**"What Did Jesus Come to Do?**

**Jesus Came to Bring Us to God!**

**He Taught about ??? and Did Amazing Things!"**

It says: "Who is the only One we should worship? His name starts with a "G" and it rhymes with "odd."

**Hint**

Can you guess? The answer is: "God".

So the Bible Truth we are learning today is:

*(uncover answer from bottom of sign, show it to them and say:)*

★ **"What Did Jesus Come to Do?**

**Jesus Came to Bring Us to God!**

**He Taught about GOD and Did Amazing Things!"**

And here is what this Bible Truth means: *(read the meaning off of the back of the sign, say:)*

**Bible Truth Meaning**

★ Before Jesus died on the cross, He taught about God for three years. Jesus taught from the Bible. He told the people what God is like. He taught them that He was God's Son who had come to save them from their sins. He taught them how they could become God's people and how God's people should live.

The people who listened to Jesus teach were amazed. They had never heard someone tell them so much about God. Jesus talked as if He knew God, and, of course, He did. Jesus wasn't just a man like them, He was the Son of God, Himself.

Jesus didn't just teach about God. He also did many amazing things by God's power—miracles! Things so amazing that only God could do. He fed thousands of people with just a little bit of food. He stilled the wind and waves of a raging storm with just His word. He healed sick people and even brought dead people to life by God's power.

And what did God use Jesus' teaching and these miracles to do? To show the people that Jesus really was His Son, the Messiah, the Savior, who had come to save them. And that's exactly what many people did! They turned away from their sins and trusted in Jesus, as God's Son, their Savior.

**Lesson Plan: Big Question 9, Bible Truth 3** use with all THREE lessons

p.6

**2. OPENING CIRCLE TIME, continued**

= follow the stars for a short &amp; simple lesson plan

**Learning the Bible Verse****The Bible Chant Song**lyrics and sheet music,  
Appendix A

"And how do I know this is true? God tells me so in His special book, the Bible."

Say or sing the Bible Chant Song.

**The Bible Chant Song**

DDD ESV Songs 9, track 9

The Bible, the Bible,  
Let's get out the Bible.  
Let's hear what God has to say.  
The Bible, the Bible,  
God's given us the Bible.  
It's His Word for us to learn and obey! Yay!

**Bible Verse**DDD 9.3 Bible Verse-front  
side (in the DDD Bible folder)VISUAL  
AID

#4

Place  
verse in  
take out  
DDD Bible  
Folder  
of BQB

"Who would like to get our Bible folder out of the Big Question Briefcase for me?"

Choose a child to open the briefcase, take out the "Bible" folder and hand it to you. Remove the Bible Verse Picture from the "Bible" folder and hold it up for all the children to see, then say:

Matthew 4:23 tells us:

**Matthew 4:23, ESV**

"[Jesus] went... teaching...and proclaiming the gospel of the kingdom and healing every disease and every affliction among the people."

**Learn a Little:** "Jesus went teaching and healing among the people."**Bible Verse Meaning****What does that mean?**

Jesus taught the people the good news of the kingdom of God. Do you know what that is? That anyone who turns away from their sins and trusts Jesus as their Savior will be forgiven and saved. They will get to love God and enjoy Him forever! And Jesus healed all sorts of sicknesses. Not the way doctors do, with medicines! No, Jesus is God. He could tell sickness to leave and it would. Just like that! Many people watched what Jesus said and did, and they believed in Him. That's the best news of all!

**2. OPENING CIRCLE TIME, continued**

= follow the stars for a short &amp; simple lesson plan

**Bible Verse  
Song***lyrics and sheet music,  
Appendix A**You might also enjoy:**Lord, to Whom Shall  
We Go?**John 6:68-69, ESV  
DDD ESV Songs 9,  
track 26**Who Is This?  
Luke 8:25, NIV 1984  
DDD ESV Songs 9,  
track 27**Jesus Said to Them:  
Matthew 16:15-16, ESV  
DDD ESV Songs 9,  
track 28*

We've said our Bible verse, now let's sing it!

**Jesus Went Proclaimin' Matthew 4:23***DDD ESV Songs 9, track 25*

Jesus went proclaimin' the gospel of the kingdom,  
 Jesus went proclaimin' the gospel of the kingdom,  
 Jesus went proclaimin' the gospel of the kingdom,  
 Among the people.

*And what else did Jesus do?*

Jesus went a-healin' every disease and every affliction,  
 Jesus went a-healin' every disease and every affliction,  
 Jesus went a-healin' every disease and every affliction,  
 Among the people.  
 Matthew Four, twenty-three.



**Lesson Plan: Big Question 9, Bible Truth 3**

use with all THREE lessons

p.8

**2. OPENING CIRCLE TIME, continued**

= follow the stars for a short &amp; simple lesson plan

<b>Getting into the Case</b>	<p>"Now it's time to do a bit more deep down investigating. Let's see what Detective Dan wants us to help him figure out. Would someone like to get it out for me?"</p>
<b>Listening Assignments</b>  <div>Place in</div>  <div>take out</div>  <div>of BQB</div>	<p><b>NOTE: Listening assignments are most suitable for ages 3+. Skip straight to the Bible story (see bottom of this page), if working with 2 year olds.</b></p> <p>"Let's open up our listening assignment and see what we are supposed to figure out today.</p> <p>Choose a child to take out the Listening Assignment (from the DDD Bible Folder) and hand it to you. Read Detective Dan's letter to the children that includes the listening assignment. The listening assignments are summarized below:</p>
<div>VISUAL AID</div> <div>#5</div> <div>DDD Unit 9 Visual Aids, ESV</div>	<p><b>Detective Dan's Lesson #1 Listening Assignment:</b>  <b>An eyewitness is someone who knows something is true because he saw it happen.</b>  I need to know:  <b>1. Who was an eyewitness who saw what Jesus did?</b>  <b>2. What did this eyewitness see Jesus do that was most amazing of all?</b></p>
<div>VISUAL AID</div> <div>#6</div> <div>DDD Unit 9 Visual Aids, ESV</div>	<p><b>Detective Dan's Lesson #2 Listening Assignment:</b>  <b>Our Bible Verse is Matthew 4:23:</b>  "[Jesus] went... teaching...and proclaiming the gospel of the kingdom and healing every disease and every affliction among the people."  I need to know:  <b>1. What did people think as they listened to Jesus teach?</b>  <b>2. What did people think as they watched Jesus heal their sicknesses?</b></p>
<div>VISUAL AID</div> <div>#7A,B,C</div> <div>*Listening Assignment #3 includes the Assignment Sheet, plus 6 clue pictures*</div> <div>DDD Unit 9 Visual Aids, ESV</div>	<p><b>Detective Dan's Lesson #3 Listening Assignment:</b>  I found six clues, but two of them are <b>NOT</b> in the story. They are: a man named Peter; a bumblebee; a sick woman; some medicine; a worship place; and, God's Word, the Bible.  Hold each of them up for the children to see as you identify them.  I need to know:  <b>1. Which four belong in the story and which two don't?</b>  <b>2. What did many sick people thank Jesus for doing for them?</b></p>
<b>Tell the Bible Story</b>  <div>Place story &amp; pics in</div>  <div>take out</div>  <div>of BQB</div>  <div>DDD Unit 9 Visual Aids, ESV</div>  <b>Story text included in this book right after this lesson plan and in Visual Aids book</b>	<p><b>Then say,</b> "Ok, Deep Down Detectives! Put on your best listening ears and see if you can hear the answers to Detective Dan's questions. When I finish telling the story, we will see if we can answer all the questions."</p> <p><b>Bible Story: The Case of the Eyewitness</b>  ★ Luke 4:31ff; 5; 9:28-36; 11:23-24; John 2; 6:16-21; 11</p> <p>Read the Bible Truth story, putting up the storyboard pictures/using Story Scenes as you tell it. Then, have the children answer the listening assignment. Present the gospel and lead in prayer.</p> <p>*Answers to questions; the gospel; and, ACTS prayer are included with the story text.*</p>

**Lesson Plan: Big Question 9, Bible Truth 3**

use with all THREE lessons

**p.9****2. OPENING CIRCLE TIME, continued**

= follow the stars for a short &amp; simple lesson plan

<p><b>Story Response Song(s)</b></p> <p><b>Hymn</b></p> <p><i>lyrics and sheet music, Appendix A</i></p>	<p><i>As attention span and time allow, you might want to end with one of the following songs which also tie in with the unit. If desired, use the Music and Movement activity ideas while singing (listed with the Response Activities).</i></p> <p><b>To God Be the Glory</b> <span style="float: right;"><i>DDD ESV Songs 9, track 18</i></span></p> <p><b>Verse 1</b></p> <p>To God be the glory, great things He hath done; So loved He the world that He gave us His Son. Who yielded His life, an atonement for sin, And opened the lifegate that all may go in.</p> <p><b>Tie-in:</b> Children, oh what great things God has done for us! He sent Jesus to save us from our sins so we can be friends with God! Let's tell Him how great He is! Let's give God glory!</p>
<p><b>Praise Song</b></p> <p><i>lyrics and sheet music, Appendix A</i></p>	<p><b>Praise Song: Blessed Be the Name</b> <span style="float: right;"><i>DDD ESV Songs 9, track 19</i></span></p> <p>Blessed be the name, Blessed be the name, Blessed be the name of the Lord; Blessed be the name, Blessed be the name, Blessed be the name of the Lord.</p> <p><b>Tie-in:</b> "Children, how wonderful, how blessed is the name of Jesus! He came to take the punishment for disobeying for EVERYONE who says sorry to God, turns away from disobeying Him, and trusts in Jesus to save them. Let's praise! Let's bless His name, the Lord Jesus!"</p>

**3. TAKING ACTION: Response Activities** *(choose from among these activities)*


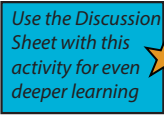

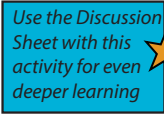

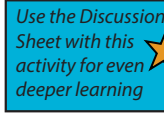


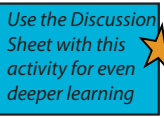

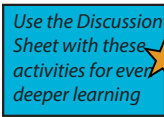

<p><b>Transition to Activities</b></p>	<p> Well, Deep Down Detectives, you've done a great job diggin' deep down for answers in the truths of God's Word. Now it's time to enjoy some activities."</p> <p><i>Tell children what activity/s you are providing for them: either free play or some of the response activities listed below. When you are ready to dismiss them, use this song to help the children transition in an orderly fashion to their next activity.</i></p>
<p><b>Classroom Song, verse 2</b></p> <p><i>lyrics and sheet music, Appendix A</i></p>	<p>"Children, let's sing our Time to Play Song. When we are finished you may get up and walk over to our next activity."</p> <p><b>Classroom Song, verse 2</b> <span style="float: right;"><i>DDD ESV Songs 9, track 2</i></span></p> <p>We've gathered together to worship God, We've gathered together to worship God, And now it's time to play.</p> <p><i>Dismiss the children to whatever activities you have prepared for them to do.</i></p>

**Lesson Plan: Big Question 9, Bible Truth 3**

use with all THREE lessons

**p.10****3. TAKING ACTION: Response Activities** (choose from among these activities)

= short &amp; simple lesson plan

<b>Response Activities</b>	Choose one or more activities appropriate for your children, based on classroom time and developmental needs. <b>Add the Discussion Sheet to any activity for deeper learning.</b> 
<b>Bible Verse Memory Game</b>  <i>game directions, Appendix B</i>	<p>Though listed with the opening activities, you may choose to use this Bible verse game here instead (or as a repeat).</p> <ul style="list-style-type: none"> <li>• Lesson 1 Game: Lily Pad Jump</li> <li>• Lesson 2 Game: Loud and Soft, Big and Little</li> <li>• Lesson 3 Game: Freeze 'n' Say</li> <li>•</li> </ul> <div>   </div> <p>Discussion Questions</p>
<b>Music, Movement &amp; Memory Activity</b>  <i>game directions, Appendix B</i>	<p>A music activity that uses the songs from the Bible Truth and Big Question unit.</p> <ul style="list-style-type: none"> <li>• DDD Songs for this Bible Truth, plus:</li> <li>• Lesson 1 Activity: Big Voice, Little Voice</li> <li>• Lesson 2 Activity: Sing, Dance and Fall Down</li> <li>• Lesson 3 Activity: Bottle Shakers</li> </ul> <div>   </div> <p>Discussion Questions</p>
<b>Bible Story Review Game</b>  <i>game directions, Appendix B</i>	<p>A game that uses the storyboard pictures from the story to review the story.</p> <ul style="list-style-type: none"> <li>• Lesson 1 Game: Who's in the Basket?</li> <li>• Lesson 2 Game: Going Fishing</li> <li>• Lesson 3 Game: Pony Express</li> </ul> <div>   </div> <p>Discussion Questions</p>
<b>Coloring Pages/ Take Home Sheets</b>  <i>in Appendix C</i>  	<p>A coloring page related to the lesson assignment question is provided for each lesson. On the back of each are the key concepts, a few questions and a song for parents to use with their children.</p> <p>NOTE: Upgrade your coloring sheet to a more interesting craft by offering simple embellishments, such as jiggly eyes, craft sand, glitter, glitter glue, colored paper dots (made with a hole punch), fabric scraps, etc. Make cut-to-size glued-on clothes, hair, etc for characters by using a copy of the coloring sheet, cutting out the selected portions and making them the patterns for whatever you want to cut out of fabric, paper, foil, etc.</p> <ul style="list-style-type: none"> <li>• Lesson 1 Coloring Sheet Emphasis: Bible Truth</li> <li>• Lesson 2 Coloring Sheet Emphasis: Bible Verse</li> <li>• Lesson 3 Coloring Sheet Emphasis: ACTS Prayer</li> </ul> <div>   </div> <p>Discussion Questions</p>
<b>Extra Crafts:</b> <b>Big Question Craft</b> <i>in Appendix C</i>  <b>Bible Verse Craft</b> <i>in Appendix C</i>  <b>Bible Story Puzzle</b> <i>in Appendix C</i>	<p><b>These crafts are slightly more complex than the coloring/take home sheets:</b></p> <p><b>The Bible Concept Go-and-Tell Craft</b> is a craft that summarizes the Bible concept and includes the Bible verse is included for those desiring more than a coloring sheet. This more complex craft will involve gluing, sticking, etc. Can be used at any time.</p> <p>The <b>Bible Story Coloring Sheet</b> provides a tie in between the Bible story and the Bible truth they are learning.</p> <p>The <b>Storyboard Picture Placement Page</b> has been made into a puzzle that can be cut out and re-assembled by the children. This provides a nice summary of the story.</p> <div>   </div> <p>Discussion Questions</p>
<b>Free Play Activities</b> <i>ideas in Appendix D</i>	<p>Offer your own or some of the easy-to-make, free play activities suggested in Appendix D.</p>

**Lesson Plan: Big Question 9, Bible Truth 3**

use with all THREE lessons

**p.11****4. CLOSING CIRCLE TIME** *(End-of-session activities for the last 5-10 minutes of class time)*

= short &amp; simple lesson plan

<p><b>Transition to Closing Circle</b></p> <p><b>Classroom Song, verse 3</b></p> <p><i>lyrics and sheet music, Appendix A</i></p>	<p><i>Use this song to help the children transition in an orderly fashion. Start singing this song and ask the children to gather with you for Closing Circle Time.</i></p> <p><b>Classroom Song, verse 3</b> <span style="float: right;"><i>DDD ESV Songs 9, track 3</i></span></p> <p>It's time to get ready to go and tell, It's time to get ready to go and tell, Come gather here with me.</p>
<p><b>Closing Circle Time</b></p> <p><b>Classroom Song, verse 4</b></p> <p><i>lyrics and sheet music, Appendix A</i></p>	<p><i>When children are settled in the circle, say:</i></p> <p>"It's almost time for your parents to come pick you up. And do you know what that means? It means.... (draw this out to build anticipation and excitement)...that it's almost time to go home and....it's almost time to...Go and Tell! We have learned some big news about God today. God wants us to take and tell it to the whole world!"</p> <p><b>Classroom Song, verse 4</b> <span style="float: right;"><i>DDD ESV Songs 9, track 4</i></span></p> <p>So what's our big news to go and tell, So what's our big news to go and tell, Can you tell me now?</p>
<p><b>Big News to Tell</b></p> <p><b>Big Question 9</b></p> <p><i>VISUAL AID</i></p> <p><b>#1</b></p> <p><i>*found in the DDD Unit 9 Visual Aids, ESV Book</i></p> <p><i>lyrics and sheet music, Appendix A</i></p> <p><b>Big Question 9, Bible Truth 3</b></p> <p><i>VISUAL AID</i></p> <p><b>#3</b></p>	<p>"Let's see....there's so much big news to tell! There's so much we've learned!</p> <p>First of all, can you tell me the answer to our <b>Big Question: "What Did Jesus Come to Do?"</b> Hold up the Bible Truth Clue Picture.</p> <p>Say the answer with me: <b>"Jesus Came to Bring Us to God!"</b></p> <p><i>(If desired, you can sing one/both of the Big Question songs.)</i> <span style="float: right;"><i>DDD ESV Songs 9, tracks 12,13</i></span></p> <p>And what's one way He does this? What did we learn? <i>Point to the picture.</i></p> <p><b>He Taught about God and Did Amazing Things!</b></p> <p>"And how do I know this is true? Can you tell me? Say it with me: <b>"The Bible tells me so!"</b> That's right!</p>
<p><b>Big Question 9 Bible Truth 3 Bible Verse</b></p> <p><i>VISUAL AID</i></p> <p><b>#4</b></p> <p><i>*found in the DDD Unit 9 Visual Aids, ESV Book</i></p> <p><i>lyrics and sheet music, Appendix A</i></p>	<p>We learned: <b>Matthew 4:23</b></p> <p>"[Jesus] went... teaching...and proclaiming the gospel of the kingdom and healing every disease and every affliction among the people."</p> <p><b>Learn a Little:</b> "Jesus went teaching and healing among the people."</p> <p>Jesus taught the people the good news of the kingdom of God. Do you know what that is? That anyone who turns away from their sins and trusts Jesus as their Savior will be forgiven and saved. They will get to love God and enjoy Him forever! And Jesus healed all sorts of sicknesses. Not the way doctors do, with medicines! No, Jesus is God. He could tell sickness to leave and it would. Just like that! Many people watched what Jesus said and did, and they believed in Him. That's the best news of all!</p> <p><i>(If desired, you can sing the Bible verse song.)</i> <span style="float: right;"><i>DDD ESV Songs 9, track 25</i></span></p>

**Lesson Plan: Big Question 9, Bible Truth 3**

use with all THREE lessons

**p.12****4. CLOSING CIRCLE TIME, continued**

= follow the stars for a short &amp; simple lesson plan

<b>Closing ACTS Prayer Time</b>  <b>ACTS Prayer Chant</b>  <i>lyrics and sheet music, Appendix A</i>	<p><i>Let's ask God to help us to remember this and even tell others this good news. Let's get ready and pray our ACTS prayer.</i></p> <p><i>And what does ACTS mean? Let's sing/say our ACTS Prayer Chant!</i></p> <p><b>ACTS Prayer Chant Song</b> <span style="float: right;"><i>DDD ESV Songs 9, tracks 10,11</i></span></p> <p>A, Adoration, God, we praise You!  C, Confession, Forgive us our sins.  T, Thanksgiving, Thank You for Jesus,  S, Supplication, Help us to live like Him.</p> <p style="text-align: right;">That's the ACTS prayer, my friend,  Bow your head, Close your eyes, Shhh,  Let's begin.</p>
<b>Closing ACTS Prayer</b>	<p>"Let's pray!"</p> <p><i>Lead the children in the ACTS prayer for this Bible Truth.</i></p> <p><b>A</b> Jesus, we praise You for being our Savior. You came to bring us to God. We praise You for all the wonderful things You taught us about God and all the amazing things You did, by God's great power. No one is like You!</p> <p><b>C</b> Jesus, when we read in the Bible what You taught, we see that we are all sinners who have disobeyed God. Oh, how we need You to be our Savior!</p> <p><b>T</b> Thank You, Jesus, for showing us what God is like in all that You taught and all the amazing things You did. Thank You for dying on the cross to save all who trust in You as their Savior.</p> <p><b>S</b> Jesus, work in our hearts. Help us to turn away from our sins. Help us to trust in You as our Savior. Help us to love You more and live for You more, as we read in the Bible what You taught and all the amazing things You did. In Jesus' name, we pray, Amen.</p>
<b>5. TAKING IT HOME</b> <i>(Take Home Sheet)</i>	
<b>Clean up and Dismissal</b>	<p>"Now it's time to work together and clean up."  <i>Have the children join you in cleaning up the room.</i></p>
<b>Coloring Pages/ Take Home Sheets</b>  <i>in Appendix C</i>	<p><i>Give out the craft/take home sheet and any other papers from the session, as you dismiss children from class.</i></p> <p><i>(Reminder: The back side of the coloring page is the take home sheet for each lesson.)</i></p>
<b>Bible Story to Take-Home</b>  <i>in Appendix C</i>	<p>You may also want to include a copy of the story along with the take home sheet. (However, each coloring sheet/take home sheet includes a note to parents telling where they can download the story from the Parent Resources section on the website.)</p>

**Bible Story for Big Question 9, Bible Truth 3** use with all THREE lessonsPlace  
story in

take out

**P.1****The Case of the Eyewitness***Luke 4:31ff; 5; 9:28-36; 11:23-24; John 2; 6:16-21; 11*

of BQB

**Story-telling Tips**

Ahead of time:

1. Read the Bible verses and story. Pray!
2. Choose story action cues and/or prepare storyboard figures, if using. (Included in Visual Aids book)
3. Practice telling story with the storyboard pictures, timing your presentation. Shorten, if necessary.

During your presentation:

1. Maintain as much eye contact as possible as you tell the story.
2. Put up storyboard figures/add story action cues as you tell the story. Allow the children to help you put them on the board, if desired.
3. Include the children in your story with a few questions about what they think will happen or words/concepts that might be new to them.
4. Watch the kids for signs that their attention span has been reached. Shorten, if necessary.

**INTRODUCTION/ LISTENING ASSIGNMENTS**

**“Our story is called: The Case of the Eyewitness. Here is your listening assignment.”** Read from Detective Dan’s Listening Assignment signs, but questions are summarized below:

**Detective Dan’s Lesson #1 Listening Assignment:**

**An eyewitness is someone who knows something is true because he saw it happen.**

I need to know:

1. **Who was an eyewitness who saw what Jesus did?**
2. **What did this eyewitness see Jesus do that was most amazing of all?**

**Detective Dan’s Lesson #2 Listening Assignment:**

**Our Bible Verse is Matthew 4:23:**

“[Jesus] went... teaching...and proclaiming the gospel of the kingdom and healing every disease and every affliction among the people.”

I need to know:

1. **What did people think as they listened to Jesus teach?**
2. **What did people think as they watched Jesus heal their sicknesses?**

**Detective Dan’s Lesson #3 Listening Assignment:**

I found six clues, but two of them are **NOT** in the story.

They are: a man named Peter; a bumblebee; a sick woman; some medicine; a worship place; and, God’s Word, the Bible.

*Hold each of them up for the children to see as you identify them.*

I need to know:

1. **Which four belong in the story and which two don’t?**
2. **What did many sick people thank Jesus for doing for them?**

**Read the assignment questions, THEN SAY,**

“Ok, Deep Down Detectives! Put on your best listening ears and see if you can hear the answers to Detective Dan’s questions. When I finish telling the story, we will see if we can answer all the questions.”

*Read the Bible Truth story, answer questions, present the gospel and lead in prayer.*

*Answers to questions; the gospel; and, ACTS prayer are included with the story text.*



**The Case of the Eyewitness***Luke 4:31ff; 5; 9:28-36; 11:23-24; John 2; 6:16-21; 11**Story with lines separating paragraphs (text in bold, optional interaction cues in italics)***"Have you heard about Jesus?" everyone was asking.**

**In the market, as they sold their sheep and bought their fruit and vegetables. In the fields, as they gathered in their wheat. In the boats, as they pulled in their nets full of flopping fish. On the dusty road, as they walked along. In their beds, as they went to sleep. Everywhere people lived and worked and played, they were asking that same question: "Have you heard about Jesus?"**

**And why WOULDN'T people want to talk about Jesus? He was saying and doing the most amazing things! No one had ever met anyone like Jesus.**

**Perhaps no one knew this better than Peter. One Sabbath worship day, Peter joined the people gathering at the synagogue, the worship place in his town. And who was teaching there that day?**

*Can you guess?***It was Jesus!**

**Peter and the others watched as Jesus took out a scroll of the Bible and read from it, just like the other teachers did. But what would this new teacher say? Would His teachi just like the other teachers?**

**Now, the other teachers taught the people about God's 613 laws written down in the Bible. And, they gave the people lots of extra, little DO's and DON'Ts rules that they thought would help everyone obey God's laws better. They taught "DO's" like: "Do say a special prayer as you wash your hands when you wake up in the morning, or you won't please God." And "DON'T's" like: "Don't use the same spoon to stir milk and cook meat, or you won't please God." And even though NONE of these little rules were in the Bible, those teachers were SURE that obeying them was the way to please God.**

**But, oh, But, oh, how all those extra, little rules weighed down upon the people! Would Jesus teach the people the same extra, little, when He preached from God's Word?**

*What do you think?*

**No, He would not! What Jesus taught from God's Word wasn't ANYTHING like what the other rabbis (teachers) taught. When Jesus preached, He told people what the Bible REALLY meant. He told them what God was like and how God wanted them to live. How powerfully Jesus preached that morning! Peter and the others were amazed at what they heard. This Jesus was not like any other teacher. He was giving them words filled with life. Their hearts leaped with excitement to hear more. What would Jesus say next?**

**Suddenly, right in the middle of Jesus' preaching, a man stood up and started shouting at Jesus as loud as he could: "Go away! What do You want with us, Jesus? Have You come to get rid of us? I know who You are! You are God's Son!" he yelled.**

**The man was right. Jesus WAS God's Son. He had come to save God's people and to break the power of sin and death. But something was terribly wrong here. God's great enemy, Satan, was using this poor man to get in the way of Jesus telling people this good news, not to help anyone put their trust in Him as their Savior.**

**"Go away! Leave this man alone!" Jesus ordered. Instantly, the man was freed. He became happy and calm. Peter and the others were shocked! Jesus had complete power over God's great enemy, Satan, with just His**

**Bible Story for Big Question 9, Bible Truth 3** use with all THREE lessons**P.3***Story with lines separating paragraphs (text in bold, optional interaction cues in italics)*

But if Peter thought that was the only amazing thing he would see Jesus do that day, he was wrong. After the worship service, Jesus went home with Peter. Peter's mother-in-law was in bed with a hot, hot fever.

Usually, she would be up, welcoming Peter and his important guest home, and serving them a delicious, homemade meal. Not this time. She was so sick that she couldn't even get out of bed.

But now, Jesus had come. He would help her. "Leave this woman," Jesus said to the fever, and it did. She was healed! She got up from her bed and helped serve the food. How happy and grateful she was for this amazing teacher!

News about Jesus spread around town quickly. Neither Peter's family nor the people in the synagogue could keep quiet. "Have you heard about Jesus? Have you heard about Jesus?" they exclaimed. And when the sun set on that Sabbath worship day, crowds of sick people hurried to Peter's house. Blind people, deaf people, people with hurting legs, and many other sicknesses came. They were all there with one hope. Do you know what it was?

*Can you guess?*

They all hoped that Jesus would heal them, too. And sure enough, Peter watched as Jesus placed His hands on them, one by one. With God's great power, Jesus healed them all.

Wow! What a worship day that had been! Peter had heard Jesus teach about God like no one else he had ever heard. Peter had seen Jesus do so many amazing things by God's great power. What a day, indeed!

That worship day was just the beginning. Peter left his home and followed Jesus everywhere He went. Peter became one of Jesus' disciples and one of His closest friends. Peter wanted to hear Jesus tell MORE about God, and see Him do MORE amazing things, by God's great power.

And so Peter did, day after day. Peter heard Jesus teach that He was God's Son, come to save sinners. He heard Jesus teach about how God wants His people to live.

Peter watched Jesus do more amazing things, by God's power, too. Peter watched Jesus turn water into delicious wine at a wedding. He watched Jesus walk on top of the wavy waters of the Sea of Galilee, one night. Jesus even invited Peter to walk on the water with Him! High up on a mountain, Peter saw Jesus shine with God's beautiful, bright glory. And Peter even saw Jesus raise a man named Lazarus back to life after he had been dead for FOUR DAYS!

But it wasn't until the very end of Jesus' life that Peter saw Jesus do the greatest thing He would ever do. Can you guess what that was?

*Can you guess?*

Peter watched Jesus suffer and die on a cross for the sins of God's people. Then on the third day, Peter saw Jesus, risen from the dead. Jesus had done it! He had really beaten sin and death for God's people.

As Peter heard Jesus teach all these things and watched Him do all these things, God gave Peter faith to believe. Yes! Jesus WAS God's Son, the Savior come down from heaven to save them from their sins! Peter turned away from his sins and trusted in Jesus as his Savior. The Holy Spirit came to live in Peter's heart, helping him love God and tell others the good news of Jesus, too.

Peter spent the rest of his life telling others that good news. He praised God as many people heard and trusted in Jesus as their Savior, too.

But for Peter, the best day of all was when he died and went to heaven. Then Peter could see for himself how everything Jesus had taught was true! All of Peter's sins HAD been forgiven! God HAD given him eternal life through Jesus. Now Peter would live face-to-face with Jesus, once more. But this time, it would last forever and ever.

**Cracking the Case:** (story wrap-up for Listening Assignments)

It's time to see how we did with our Listening Assignment.

**Detective Dan's Lesson 1 Listening Assignment:**

An eyewitness is someone who knows something is true because he saw it happen.

**I need to know:**

**1. Who was an eyewitness who saw what Jesus did?** Peter.

**2. What did this eyewitness see Jesus do that was most amazing of all?** Peter saw Jesus die on the cross for the sins of God's people, then rise from the dead, three days later.

**For You and Me:**

Peter turned from his sins and trusted in Jesus as his Savior. He spent the rest of his life loving God and living for Him. That's exactly what God wants us to do, too. Ask Him to help you. He loves to answer prayers like this!

**Detective Dan's Lesson 2 Listening Assignment:****Our Bible Verse is Matthew 4:23:**

"[Jesus] went... teaching...and proclaiming the gospel of the kingdom and healing every disease and every affliction among the people."

**I need to find out:**

**1. What did people think as they listened to Jesus teach?** They had never heard anyone speak about God as He did.

**2. What did people think as they watched Jesus heal their sicknesses?** They had never seen anyone do such amazing things by God's power as He did.

**For You and Me:**

Jesus taught amazing things and did amazing things, all by God's power. Why? Because He wanted people to put their trust in Him as their Savior. And that's exactly what Jesus wants us to do, as we hear about Him today. He wants us to turn away from our sins and trust in Him as our Savior. If we do, we will become God's dearly-loved people. We will get to know God now in our hearts. And one day, get to go live with Him forever.

**Detective Dan's Lesson 3 Listening Assignment:**

Our six clues were: a man named Peter; a bumblebee; a sick woman; some medicine; a worship place; and, God's Word, the Bible.

**1. Which four belong in our story?**

Peter, the sick woman, the worship place and the Bible belong. The moose and the medicine do not.

**2. What did many sick people thank Jesus for doing for them?** For healing them of their sicknesses.

**For You and Me:**

Many sick people thanked Jesus for healing them by God's power, but Jesus did something far greater for them, by God's power. He suffered and died on the cross that they might be forgiven their sins and have eternal life with God. This is something we can thank Jesus for doing, too, if we turn away from our sins and trust in Him as our Savior. Then, we will be God's dearly-loved people. We will get to know God now in our hearts. And one day, get to go live with Him forever.

**The Gospel** (story wrap-up if NOT using Listening Assignments)**Our Bible Truth is:****How Can I Know What God Is Like?****Jesus Came to Bring Us to God!****He Taught about God and Did Amazing Things!**

Today, we have heard some of the amazing things that Jesus taught and did. Like Simon Peter, God can use these things to help us to believe in Jesus, too. He can help us to turn away from our sins and trust in Jesus as our Savior, too. Then, like Simon Peter, we will be God's people, too. We can know and become one of His people, even today!

*Close in prayer.*

**Closing ACTS Prayer**

- A** Jesus, we praise You for being our Savior. You came to bring us to God. We praise You for all the wonderful things You taught us about God and all the amazing things You did, by God's great power. No one is like You!
- C** Jesus, when we read in the Bible what You taught, we see that we are all sinners who have disobeyed God. Oh, how we need You to be our Savior!
- T** Thank You, Jesus, for showing us what God is like in all that You taught and all the amazing things You did. Thank You for dying on the cross to save all who trust in You as their Savior.
- S** Jesus, work in our hearts. Help us to turn away from our sins. Help us to trust in You as our Savior. Help us to love You more and live for You more, as we read in the Bible what You taught and all the amazing things You did. In Jesus' name, we pray, Amen.

**Deep Down Discussion Sheet**

use with all THREE lessons

Use with all  
response activities  
for deeper learning**P.1***Questions to aid discussion of the key concepts and for use in games*

Be familiar with these questions and answers. Look for opportunities to ask questions and discuss their answers, such as while the children work on their coloring pages, as part of their response games, or during play time. Remember: your goal isn't to ask all these questions or only talk to the children about these things. It's to be deliberate in having good conversations with them, however much or little you have.

<p><b>BIG QUESTION</b></p> <p><b>Meaning</b></p> <p><b>Discussion Questions</b></p> <p><i>choose a few</i></p>	<p>What Did Jesus Come to Do? Jesus Came to Bring Us to God!</p> <p>In the beginning, God created the world perfectly. What a wonderful, special closeness people enjoyed with Him! Yes, it was "Perfect Wonderfulness" knowing God and living in His world. It could have stayed that way forever, but it did not. All of this perfection was broken when people disobeyed God. The big Bible word for disobeying God is "sin." When we look around us, we can see the sadness that sin brought into God's good world. So much in this world is not perfect or wonderful anymore! We've lost the special closeness with God, too. Yes, when sin came into the world, it spoiled so many things. But would all this sin and sadness last forever? People certainly deserved it to. After all, they had turned away from God. Now people deserved His punishment, not His love. But God treats us so much better than we deserve! From the beginning, He had an amazing plan to bring sinful people like us back to Himself. How? He promised to send a Savior. That Savior was Jesus, God's own Son. Jesus lived a perfect life, then He gave it up as the full payment for sins as He suffered and died on the cross. On the third day, Jesus rose from the dead, showing He had really done it! He had beaten sin and death for God's people! We can become God's people, too, when we turn away from our sins and trust in Jesus as our Savior. Then, we will get to know God in our hearts; and one day, we will get to go live with God and enjoy all of His Perfect Wonderfulness forever!</p> <ol style="list-style-type: none"> <li>1. What did Jesus come to do? <i>Jesus came to bring us to God!</i></li> <li>2. Who did people have a wonderful closeness with in the beginning? <i>With God.</i></li> <li>3. What did people do that caused the wonderful closeness with God to end? <i>They disobeyed Him.</i></li> <li>4. What did all people deserve for disobeying God? <i>God's punishment that keeps them separated from Him and all His goodness forever. How sad!</i></li> <li>5. Who did God send to bring His people to Him? <i>Jesus.</i></li> <li>6. What did Jesus take for God's people on the cross? <i>The punishment for their sins.</i></li> <li>7. What happens to us when we turn away from our sins and trust Jesus as our Savior? <i>God forgives our sins. He makes us His people. We have special closeness with God now. Then, when our bodies die, we will go on living happily with God forever.</i></li> </ol>
<p><b>BIBLE TRUTH</b></p> <p><b>Meaning</b></p> <p><b>Discussion Questions</b></p> <p><i>choose a few</i></p>	<p>Jesus Came to Bring Us to God... He Taught about God and Did Amazing Things!</p> <p>Before Jesus died on the cross, He taught about God for three years. Jesus taught from the Bible. He told the people what God is like. He taught them that He was God's Son who had come to save them from their sins. He taught them how they could become God's people and how God's people should live. The people who listened to Jesus teach were amazed. They had never heard someone tell them so much about God. Jesus talked as if He knew God, and, of course, He did. Jesus wasn't just a man like them, He was the Son of God, Himself. Jesus didn't just teach about God. He also did many amazing things by God's power—miracles! Things so amazing that only God could do. He fed thousands of people with just a little bit of food. He stilled the wind and waves of a raging storm with just His word. He healed sick people and even brought dead people to life by God's power. And what did God use Jesus' teaching and these miracles to do? To show the people that Jesus really was His Son, the Messiah, the Savior, who had come to save them. And that's exactly what many people did! They turned away from their sins and trusted in Jesus, as God's Son, their Savior.</p> <ol style="list-style-type: none"> <li>1. What did Jesus teach people when He grew up? <i>What God is like and how to obey Him. What He (Jesus) came to do and how we can become God's people.</i></li> <li>2. Who did Jesus tell people He was? <i>God's Son, come to save them from their sins.</i></li> <li>3. Had people ever heard anyone talk about God the way Jesus did? <i>No.</i></li> <li>4. Why did Jesus talk about God in such a special way? <i>Because Jesus is God.</i></li> <li>5. What kinds of amazing things did Jesus do? <i>He healed sick people with just His word; feed lots of people with a little bit of food; calmed a big storm with His word; brought dead people back to life.</i></li> <li>6. What is a miracle? <i>Things only God can do.</i></li> <li>7. Why did Jesus do miracles? <i>To help people believe that He was God's Son sent to save them.</i></li> <li>8. Did people believe in Jesus? <i>Yes, many of them did.</i></li> </ol>



**Deep Down Discussion Sheet**

use with all THREE lessons

**P.2***Questions to aid discussion of the key concepts and for use in games*

<b>THE GOSPEL</b>	<p>What is God's good news for you and me? What did Jesus come to do? <i>Jesus came to bring us to God... He taught about God and did amazing things. Jesus did many amazing things to show people that He was God's Son, come to save them from their sins. Jesus taught people many things about God and His good ways. But the most important thing He taught them was that all people are made to know God and obey Him, but all have chosen to disobey Him, instead. Sadly, that means that all people deserve God's punishment—even you and me! But the good news Jesus shared was that He had come to be their Savior. If they turn away from their sins and trust in Him as their Savior, God will forgive their sins and make them His dearly loved people forever. Jesus didn't just teach this. He made it happen! He suffered and died on the cross for the sins of God's people. Then on the third day, He rose up from the grave, alive forever! He had done it! He had beaten sin and death for God's people! God will forgive our sins and make us His people, too, if we turn away from our sins and trust in Jesus as our Savior. Ask Him to help you do this! He loves to help us!</i></p>
<b>BIBLE TRUTH BIBLE VERSE</b>	<p>"[Jesus] went... teaching...and proclaiming the gospel of the kingdom and healing every disease and every affliction among the people." --Matthew 4:23, ESV</p> <p><b>Learn a Little:</b> "Jesus went teaching and healing among the people."</p>
<b>Meaning</b>	<p>Jesus taught the people the good news of the kingdom of God. Do you know what that is? That anyone who turns away from their sins and trusts Jesus as their Savior will be forgiven and saved. They will get to love God and enjoy Him forever! And Jesus healed all sorts of sicknesses. Not the way doctors do, with medicines! No, Jesus is God. He could tell sickness to leave and it would. Just like that! Many people watched what Jesus said and did, and they believed in Him. That's the best news of all!</p>
<b>Discussion Questions</b>	<p><i>choose a few</i></p> <ol style="list-style-type: none"> <li>1. What did Jesus do? <i>He taught people about God and He did amazing things.</i></li> <li>2. What is the gospel that Jesus taught? <i>That we can become God's people by turning away from our sins and trusting in Him as our Savior.</i></li> <li>3. What kinds of diseases did Jesus heal? <i>Every kind.</i></li> <li>4. Did Jesus use medicine to heal people? <i>No, He didn't He healed them by God's power alone.</i></li> <li>5. What did Jesus want people to do as they listened to Him teach and watched Him do amazing things? <i>He wanted them to put their faith in Him as their Savior that they might be saved.</i></li> </ol>
<b>BIBLE STORY</b>	<p><b>The Case of the Eyewitness</b></p> <p><i>choose a few</i></p> <ol style="list-style-type: none"> <li>1. Who was the eyewitness in our story who heard Jesus teach and saw Him do so many amazing things? <i>Peter.</i></li> <li>2. What kinds of things did Jesus do that everyone was talking about? <i>He talked about God and did amazing things like no other teacher had ever done before.</i></li> <li>3. What did Jesus do in the synagogue (worship place)? <i>He talked about God in a powerful way. Then, He healed a man with a terrible problem that no one had ever healed before.</i></li> <li>4. What did Jesus do at Peter's house? <i>He healed Peter's mother, then healed many other people, all through the night.</i></li> <li>5. What were some other things that Peter saw Jesus do? <i>Turn water into wine; walk on water; shine with God's beautiful, bright glory; raise a man dead three days back to life; rise from the dead, Himself.</i></li> <li>6. What was the most amazing thing of all that Peter saw Jesus do? <i>Suffer and die on the cross for the sins of God's people; then on the third day, rise up from the dead to live forevermore.</i></li> <li>7. What did God do in Peter's heart as he listened to Jesus talk about God and do amazing things? <i>He gave Peter faith to believe that Jesus really was God's Son, sent to save God's people.</i></li> </ol>

# **DEEP DOWN DETECTIVES**

**Curriculum Resources  
for Unit 9, Bible Truth 4:**



**What Did Jesus Come to Do?  
Jesus Came to Bring Us to God...  
He Died on the Cross  
for the Sins of God's People!**



## Session Prep (especially good for newbies!)

### Pray!



Pray for the Holy Spirit to be at work in your and the children's hearts.

### Review



If new to the curriculum, look at the **Getting Started with Deep Down Detectives section of the Core Curriculum book.** (p.5) It will be especially helpful to read through the Deep Down Detectives section of **The Praise Factory Tour: Extended Version Book.** This is a visual way to understand what goes on in the classroom. (A pdf of the book is found in the samples section on the website.)

### Look through and Learn the Lesson



Read over **lesson plan.** Practice any **songs or action rhymes** you are using. Choose/make up motions to go with these. Choose less with younger children and more with older preschoolers. **Practice the lesson with the visual aids** and using the Big Question Box/Briefcase.

### Read and Rehearse the Bible Story with Pictures



Read the Bible story from the Bible. Read the curriculum version. Practice telling it with the storyboard pictures. (If you have not previously laminated the story pictures, do that now.) Or, rehearse it from the Simple Story Scenes, if you are using those.

### Let There Be Music



Download the music and listen to the songs. Choose which of the songs you will use with the children. If using live musicians, make sure they have the sheet music (Appendix A, Core Curriculum book).

### Put the Props in Place



1. Prepare your Visual Aids. Put the Big Question, Unit Bible Truths, Bible Truth, Bible Verse, and Listening Assignment signs, as well as the Bible Story script in one side of the Bible folder.
2. Get out your storyboard. If using Simple Story Scenes, put these in your Bible Folder. Or, if using the individual storyboard figures, put all background pictures in place (they have a BG by the number). Put the rest of the storyboard pictures (these have a SB by the number) in order of use in the other side of the Bible folder.
3. Put the DDD Bible Folder as well as the Big Question sign in the Big Question Box/Briefcase and shut it. If your box/briefcase has locks and you want to use the unlocking the box as part of your session, lock it now....but make sure you have the key or know the code first.
4. Prepare the music CD or sheet music or mp3 device for use in your session.

### Set Out Free Play Activities



Choose and set up free time activities you will use with the children. Choose a variety of different activities that will be enjoyed by different types of children. Rotate the activities you provide to keep them interesting and fresh to your children. (Suggestions in Appendix D, Core Curriculum books.)

### Prepare Any Activities



Choose which (if any) of the Bible Truth games and crafts activities you want to use in the session. Bear in mind your time frame as well as the developmental abilities and attention span of your children as you decide which/how many to prepare. **Look over the Discussion Sheet** and choose a few questions you might use to spark discussion with the children as they do their activities (especially good for ages 3's+). Pray for God to give you opportunities to talk about these things with the children.

### Let Them Take It with Them



Make copies of the craft/take home sheets, if you are not already using them as one of your activities. You may also want to make copies of the story (see take-home version of each story included in Appendix C with the other take home resources) to have for parents to use with their children at home. There's a link on each craft/take home sheet to the story, if you don't make hard copies.

### Store It



After your session is over, collect the resources and store them for future use. This curriculum can be used over and over for years to come.

## Unit 9: Jesus, Immanuel, God with Us

### UNIT OVERVIEW

In the beginning, God created the world perfectly. What a wonderful, special closeness people enjoyed with Him! Yes, it was “Perfect Wonderfulness” knowing God and living in His world. It could have stayed that way forever, but it did not. All of this perfection was broken when people disobeyed God. The big Bible word for disobeying God is “sin.” When we look around us, we can see the sadness that sin brought into God’s good world. So much in this world is not perfect or wonderful anymore! We’ve lost the special closeness with God, too. Yes, when sin came into the world, it spoiled so many things.

But would all this sin and sadness last forever? People certainly deserved it to. After all, they had turned away from God. Now people deserved His punishment, not His love. But God treats us so much better than we deserve! From the beginning, He had an amazing plan to bring sinful people like us back to Himself. How? He promised to send a Savior. That Savior was Jesus, God’s own Son. Jesus lived a perfect life, then He gave it up as the full payment for sins as He suffered and died on the cross. On the third day, Jesus rose from the dead, showing He had really done it! He had beaten sin and death for God’s people! We can become God’s people, too, when we turn away from our sins and trust in Jesus as our Savior. Then, we will get to know God in our hearts; and one day, we will get to go live with God and enjoy all of His Perfect Wonderfulness forever!

In this unit, we will learn six truths about Jesus, our Savior.

### UNIT BIBLE VERSE: 1 Peter 3:18, ESV

“Christ suffered once for sins, the righteous for the unrighteous, that he might bring us to God.”

### BIG QUESTION UNDER INVESTIGATION: What Did Jesus Come to Do?

**ANSWER:** Jesus Came to Bring Us to God!

#### OPTIONAL Big Question 9 INTRODUCTION LESSON (Use Hide ‘n’ Seek Kids Unit 9 Material)

Story: The Case of the Son Who Came Down *The Gospels*

Bible Verse: 1 Peter 3:18

#### BIBLE TRUTH 1: He Left His Home in Heaven to Save Us (3 Lessons Available)

Story: The Case of the Lover Who Left It All Behind *Luke 1-2; John 1,6*

Bible Verse: John 6:38

#### BIBLE TRUTH 2: He Never, Ever Disobeyed God (3 Lessons Available)

The Case of the Man Who Never Said “No” *The Gospels; Hebrews 4*

Bible Verse: Hebrews 4:15

#### BIBLE TRUTH 3: He Taught about God and Did Amazing Things

(3 Lessons Available)

Story: The Case of the Eyewitness *Luke 4:31ff; 5; 9:28-36; 11:23-24; John 2; 6:16-21; 11*

Bible Verse: John 6:68-69



#### BIBLE TRUTH 4: He Died on the Cross for the Sins of God’s People (3 Lessons Available)

Story: The Case of the Great Price *Matthew 27; Mark 15; Luke 23; John 19*

Bible Verse: Hosea 13:14

#### BIBLE TRUTH 5: He Rose from the Dead (3 Lessons Available)

Story: The Case of the Unexpected Ending *Matthew 27-28; Mark 15-16; Luke 24; John 20-21*

Bible Verse: Luke 24:5-6

#### BIBLE TRUTH 6: He Went Up to Rule in Heaven (3 Lessons Available)

Story: The Case of the Fluffy Farewell *Matthew 27-28; Mark 15-16; Luke 23-24; John 19-20; Acts 1*

Bible Verse: Philippians 2:9-11

## Deep Down Detectives ESV Songs 9 Track Numbers

This is a listing of all songs mentioned in the unit curriculum. You may or may not choose to use all of the songs. They are listed in easy-reference order--NOT in the order used in the curriculum.

You may choose to simply burn a CD/load them onto an mp3 device in this order. Or, you may want to do what we do: choose the songs we want to use and create a play list of them in that order. Then, we burn a CD/upload the play list onto an mp3 device. A teacher only has to click forward to the next song, instead of hunting for the right track. The track number have been included as part of the title of each song, teachers will still have a reference to the track number listed in the curriculum (same as those listed below), even if you change the order on your customized play list.

### SONGS USED EVERY UNIT OF THE CURRICULUM

- 1 The Classroom Song v.1
- 2 The Classroom Song v.2
- 3 The Classroom Song v.3
- 4 The Classroom Song v.4
- 5 Deep Down Detectives Theme Song
- 6 The Classroom Rules Song
- 7 Let's Pray Song
- 8 The Big Question Box Song
- 9 The Bible Chant Song
- 10 ACTS Prayer Song (Short Version)
- 11 ACTS Prayer Song (Full Version)

#### Why the Extra Songs?

Deep Down Detectives is a curriculum used by a wide age-span of kids. Sometimes one of the other songs is a better fit for your kids. Or, you may simply want to teach them more songs on the same Bible Truth. Use as many or as few as you want.

### UNIT 9: JESUS, IMMANUEL, GOD WITH US

- 12 Big Q & A 9 Song
- 13 Big Question 9 Song: What Did Jesus Come to Do?
- 14 Big Question 9 Bible Verse Song: Christ Once Suffered for Sins 1 Peter 3:18, ESV (full version)
- 15 Big Question 9 Bible Verse Song: Christ Once Suffered for Sins 1 Peter 3:18, ESV (short version)
- 16 *Extra Big Question 9 Bible Verse Song: For Christ Suffered Once for Sin 1 Peter 3:18, ESV (other version)*
- 17 *Extra Big Question 9 Bible Verse Song: For God So Loved the World John 3:16, ESV*
- 18 Big Question 9 Hymn: To God Be the Glory, v.1
- 19 Big Question 9 Praise Song: Blessed Be the Name

#### What Did Jesus Come to Do?

#### Jesus Came to Bring Us to God...

#### Bible Truth 1: He Left His Home in Heaven to Save Us

- 20 Bible Verse: Down, Down, Down John 6:38, ESV
- 21 *Extra Bible Verse: The Word Became Flesh John 1:14 NIV 1984*
- 22 *Extra Bible Verse: Your Attitude Should Be Philippians 2:5-8, NIV 1984*

#### Bible Truth 2: He Never, Ever Disobeyed God

- 23 Bible Verse: Jesus Has Been Tempted Hebrews 4:15, ESV
- 24 *Extra Bible Verse: We Have a Great High Priest: Hebrews 4:14-15, NIV 1984*

#### Bible Truth 3: He Taught about God and Did Amazing Things

- 25 Bible Verse: Jesus Went Proclaimin' Matthew 4:23, ESV
- 26 *Extra Bible Verse: Lord, to Whom Shall We Go? John 6:68-69, ESV*
- 27 *Extra Bible Verse: Who Is This? Luke 8:25, NIV 1984*
- 28 *Extra Bible Verse: Jesus Said to Them: Matthew 16:15-16, ESV*

#### Bible Truth 4: He Died on the Cross for His People's Sins

- 29 Bible Verse: I Will Ransom Them Hosea 13:14, HCSB
- 30 *Extra Bible Verse: Blessed Are Those Romans 4:7-8, ESV*

#### Bible Truth 5: He Rose from the Dead

- 31 Bible Verse: Why Do You Seek? Luke 24:5-6, ESV
- 32 *Extra Bible Verse: I Am the Living One Revelation 1:17-18, ESV*
- 33 *Extra Bible Verse: He Is the Head of the Body Colossians 1:18, ESV*

#### Bible Truth 6: He Went Up to Rule in Heaven

- 34 Bible Verse: Gone into Heaven 1 Peter 3:21-22, ESV
- 35 *Extra Bible Verse: Jesus Christ Has Gone into Heaven 1 Peter 3:21-22, ESV (other version)*
- 36 *Extra Bible Verse Therefore God Exalted Him Philippians 2:9-11, NIV 1984*

listen to or download songs for free at <https://praisefactory.org>: Deep Down Detectives Music page

## Big Question 9, Bible Truth 4 Overview: Key Concepts

P.1

### Unit 9: Jesus, Immanuel, God with Us

**Unit Big Question (and Answer):** What Did Jesus Come to Do? Jesus Came to Bring Us to God!

**Unit Bible Verse:** “Christ suffered once for sins, the righteous for the unrighteous, that He might bring us to God.” 1 Peter 3:18, ESV

### Bible Truth 4 Concept: Jesus Came to Bring Us to God... He Died on the Cross for the Sins of God’s People!

Sadly, we are all sinners who disobey God. We all deserve God’s punishment for our sins. But Jesus never, ever sinned. He never deserved any punishment from God. Yet Jesus chose to suffer and die on the cross. He didn’t suffer and die because He deserved to. He suffered and died in the place of God’s people so they wouldn’t have to. Yes, He offered up His perfect life as the full payment for their sins.

Jesus suffered so much on the cross! His body hurt so badly as He hung there by the nails. But Jesus’ spirit inside Him hurt even more, as He took the punishment for our sins and was separated from God, His Father. But when at last Jesus finished suffering on the cross, He had paid for all of the sins of God’s people.

Jesus died and was buried in a cave-grave that day, but He didn’t stay there! On the third day, Jesus rose from the grave to live forevermore. He had really done it! He had beaten sin and death for God’s people. Now they could have special closeness with God in their hearts. Now they would be His dearly loved people forever. We can become God’s people, too, when we turn away from our sins and trust in Jesus as our Savior. God will forgive our sins. He will give us special closeness in our hearts with Him now. And one day, we can go to live with God forever.

### Bible Truth 4 Bible Verse: Hosea 13:14, HCSB

“I will ransom them from the power of Sheol. I will redeem them from death.”

**Learn a Little:** “I will redeem them from death.”

### Meaning

Ransom! Redeem! What do those big words mean? To pay the price to rescue someone and make them your very own. What did God ransom His people from? The power of the grave and death (“Sheol” is another Bible word for the grave and death.)

Yes, indeed! When Jesus suffered and died on the cross, He paid for all of the sins of God’s people, so they could be forgiven! When we turn away from our sins and trust in Jesus, we can be God’s people, too. All of our sins will be forgiven through Him, so we can know God now and get to live with Him forever!

### Bible Truth 4 ACTS Prayer

- A** Jesus, we praise You for being our Savior. You came to bring us to God. We praise You for being willing to suffer and die on the cross for the sins of God’s people.
- C** Jesus, how we need You to be our Savior! We are all sinners who disobey God. We all deserve God’s punishment. Please forgive us!
- T** Thank You, Jesus, for suffering and dying on the cross to save all who turn away from their sins and trust in You as their Savior. Thank You for taking all of God’s punishment, so we might be forgiven. Thank You that no one is too sinful for You to save. You are a big enough Savior for any of us.
- S** Jesus, work in our hearts. Help us to turn away from our sins. Help us to trust in You as our Savior. Help us to love You and live for You more and more. In Jesus’ name, we pray, Amen.

### Bible Truth 4 Story

#### The Case of the Great Price

*Matthew 27; Mark 15; Luke 23; John 19*

**Big Question 9, Bible Truth 4 Overview: Key Concepts****p.2****Songs Used in Bible Truth 4**

Big Q & A 9 Song

Big Question 9 Song: What Did Jesus Come to Do?

Big Question 9 Bible Verse Song: Christ Once Suffered for Sins 1 Peter 3:18, ESV

*Extra Big Question 9 Bible Verse Song: For Christ Suffered Once for Sin*

*Extra Big Question 9 Bible Verse Song: For God So Loved the World John 3:16, ESV*

Big Question 9 Hymn: To God Be the Glory, v.1

Big Question 9 Praise Song: Blessed Be the Name

Bible Truth 4 Bible Verse: I Will Ransom Them Hosea 13:14, HCSB

Bible Truth 4 Extra Bible Verse: Blessed Are Those Romans 4:7-8, ESV

listen to or download songs for free at <https://praisefactory.org>: Deep Down Detectives Music page

**Lesson Plan: Big Question 9, Bible Truth 4**

use with all THREE lessons

**p.1****1. GETTING STARTED**

= follow the stars for a short &amp; simple lesson plan

<b>Intake</b> <b>Activity Ideas</b>	<b>Choose one of these open-ended activities to include children as they join the class:</b>
<b>Free Play Time</b> <i>suggestions in Appendix D</i>	Offer your own or some of the easy-to-make, free play activities suggested in Appendix D.
<b>OR Sing-along Music Time</b>  <i>lyrics and sheet music, Appendix A</i>  <i>listen to or download songs for free at <a href="https://praisefactory.org:Deep Down Detectives Music page">https://praisefactory.org:Deep Down Detectives Music page</a></i>	<p>Music from Deep Down Detectives (DDD) ESV Songs 9:</p> <p>Big Q &amp; A 9 Song <span style="float: right;"><i>DDD ESV Songs 9, track 12</i></span></p> <p>Big Question 9 Song <span style="float: right;"><i>DDD ESV Songs 9, track 13</i></span></p> <p>Big Question 9 (Unit) Bible Verse Song:</p> <p>Christ Once Suffered for Sins 1 Peter 3:18, ESV (full version) <span style="float: right;"><i>DDD ESV Songs 9, track 14</i></span></p> <p>Big Question 9 (Unit) Bible Verse Song:</p> <p>Christ Once Suffered for Sins 1 Peter 3:18, ESV (short version) <span style="float: right;"><i>DDD ESV Songs 9, track 15</i></span></p> <p>Extra Big Question 9 (Unit) Bible Verse Song:</p> <p>For Christ Suffered Once for Sin 1 Peter 3:18, ESV (version 2) <span style="float: right;"><i>DDD ESV Songs 9, track 16</i></span></p> <p>Extra Big Question 9 (Unit) Bible Verse Song:</p> <p>For God So Loved the World John 3:16, ESV <span style="float: right;"><i>DDD ESV Songs 9, track 17</i></span></p> <p>Big Question 9 Hymn:</p> <p>To God Be the Glory, v.1 <span style="float: right;"><i>DDD ESV Songs 9, track 18</i></span></p> <p>Big Question 9 Praise Song:</p> <p>Blessed Be the Name <span style="float: right;"><i>DDD ESV Songs 9, track 19</i></span></p> <p>Bible Truth 4 Bible Verse Song:</p> <p>I Will Ransom Them Hosea 13:14, HCSB <span style="float: right;"><i>DDD ESV Songs 9, track 29</i></span></p> <p>Bible Truth 4 Extra Bible Verse Song:</p> <p>Blessed Are Those Romans 4:7-8, ESV <span style="float: right;"><i>DDD ESV Songs 9, track 30</i></span></p> <p><i>Add more fun to Sing-along Music Time by adding a Music, Movement &amp; Memory Activity. These activities are listed on p.10 of this lesson plan with the Response Activities. Instructions found in Appendix B.</i></p>
<b>OR Bible Verse Memory Game</b> <i>instructions found in Appendix B</i>	<p>Lesson 1 Game: Detective Mission Madness Practice</p> <p>Lesson 2 Game: Duck, Duck, Goose</p> <p>Lesson 3 Game: Slap, Clap and Stack</p> <p><i>These activities are also included on p.10 of this lesson plan with the Response Activities.</i></p>
<b>2. OPENING CIRCLE TIME (introduce the Bible Truth and tell the related Bible story)</b>	
<b>Gathering the Children</b> <i>lyrics and sheet music, Appendix A</i>	<p>Sing verse 1 of <i>The Classroom Song</i> to gather the children for Circle Time.</p> <p><b>The Classroom Song, verse 1</b> <span style="float: right;"><i>DDD ESV Songs 9, track 1</i></span></p> <p>Let's gather together to worship God, Let's gather together to worship God, Let's gather together to worship God, Come gather here with me!</p>
<b>Welcome to Deep Down Detectives</b>	"Welcome to Deep Down Detectives. We're so glad you've joined us! Detectives are people who look for answers to questions. In Deep Down Detectives, we look for answers to big questions about God. We dig deep down in the truths of God's Word to find them."



**Lesson Plan: Big Question 9, Bible Truth 4** use with all THREE lessons

p.2

**2. OPENING CIRCLE TIME, continued**

= follow the stars for a short &amp; simple lesson plan

<p><b>Deep Down Detectives Theme Song</b></p> <p><i>lyrics and sheet music, Appendix A</i></p>	<p>"Let's sing our Deep Down Detectives Theme Song."</p> <p> <b>Deep Down Detectives Theme Song</b> <span style="float: right;">DDD ESV Songs 9, track 5</span></p> <p>We're Deep Down Detectives, diggin' deep in God's Word, For truths about God and His plans for this world, We're seeking to love Him, with all of our heart, We're Deep Down Detectives! Come on! Let's start!</p>
<p><b>Classroom Rules Song</b></p> <p><i>lyrics and sheet music, Appendix A</i></p>	<p>There are two very important things that Deep Down Detectives do together: we worship God and we love one another. Our Classroom Rules Song reminds us how we should act. Let's sing it."</p> <p><b>Classroom Rules Song</b> <span style="float: right;">DDD ESV Songs 9, track 6</span></p> <p>Shh, be quiet while someone is talking, Raise your hand, if you have something to say, Don't touch your friend, sitting beside you, Obey your teachers, Be kind as you play. These are our classroom rules, These are our classroom rules, They help us worship God and love one another, These are our classroom rules.</p>
<p><b>Opening Prayer Time</b></p> <p><i>lyrics and sheet music, Appendix A</i></p>	<p>"Children, we need God's help to keep these rules. Let's ask Him to help us right now. Let's get ready and pray."</p> <p><b>Let's Pray</b> <span style="float: right;">DDD ESV Songs 9, track 7</span></p> <p>1-2-3! Fold your hands, Bow your head, Close your eyes. Let's pray! <i>(repeat)</i></p> <p>"Let's pray:"</p> <p> <b>Opening Prayer</b></p> <p>Dear Lord, We're so glad to get to gather together to worship You! Please help us keep the classroom rules. Please help us to love You and learn about You today. In Jesus' name we pray. Amen.</p>

**Lesson Plan: Big Question 9, Bible Truth 4** use with all THREE lessons**p.3****2. OPENING CIRCLE TIME, continued**

= follow the stars for a short &amp; simple lesson plan

<p><b>Reveal the Big Question</b></p> <p><b>Introduce the Big Question Box/Briefcase</b></p> <p><i>lyrics and sheet music, Appendix A</i></p>	<p>"Detectives INVESTIGATE things. That means they ask questions and look for answers. Deep Down Detectives investigate big questions about God. The Big Question we are investigating today is right inside our Big Question Box/Briefcase.</p> <p><b>The Big Question Box Song</b> <span style="float: right;"><i>DDD ESV Songs 9, track 8</i></span></p> <p>We've got a big box, All closed up and locked, Filled with the truths of God's Word.</p> <p>We've got a brief case, There's no time to waste, Come on, kids, let's open it up!</p>
<p><b>The Big Question under Investigation</b></p> <p>VISUAL AID</p> <div data-bbox="203 819 272 894"></div> <div data-bbox="293 810 386 877"></div> <p>of BQB</p> <p><i>Big Question &amp; Answer Sign, front side</i></p> <p><i>*found in the DDD Unit 9 Visual Aids, ESV Book</i></p>	<p>Ok, who would like to open for me and pull out the Big Question?"</p> <p><i>Choose a child to open the box/briefcase, take out the Big Question and hand it to you, then hold up the Big Question sign for all the children to see, and say:</i></p> <p>★ The Big Question we are investigating today is Big Question Number 9:</p> <p><b>What Did Jesus Come to Do?</b> and the Answer is: <b>Jesus Came to Bring Us to God!</b></p>
<p><b>Big Question Meaning</b></p>	<p>★ In the beginning, God created the world perfectly. What a wonderful, special closeness people enjoyed with Him! Yes, it was "Perfect Wonderfulness" knowing God and living in His world. It could have stayed that way forever, but it did not. All of this perfection was broken when people disobeyed God. The big Bible word for disobeying God is "sin."</p> <p>When we look around us, we can see the sadness that sin brought into God's good world. So much in this world is not perfect or wonderful anymore! We've lost the special closeness with God, too. Yes, when sin came into the world, it spoiled so many things.</p> <p>But would all this sin and sadness last forever? People certainly deserved it to. After all, they had turned away from God. Now people deserved His punishment, not His love.</p> <p>But God treats us so much better than we deserve! From the beginning, He had an amazing plan to bring sinful people like us back to Himself. How? He promised to send a Savior. That Savior was Jesus, God's own Son. Jesus lived a perfect life, then He gave it up as the full payment for sins as He suffered and died on the cross. On the third day, Jesus rose from the dead, showing He had really done it! He had beaten sin and death for God's people! We can become God's people, too, when we turn away from our sins and trust in Jesus as our Savior. Then, we will get to know God in our hearts; and one day, we will get to go live with God and enjoy all of His Perfect Wonderfulness forever!</p>
<p><b>Big Question Songs</b></p> <p><b>Big Q &amp; A 9 Song</b></p> <p><i>lyrics and sheet music, Appendix A</i></p>	<p>★ "Let's sing our Big Question Song:</p> <p><b>Big Q &amp; A 9 Song</b> <span style="float: right;"><i>DDD ESV Songs 9, track 12</i></span></p> <p><i>(adapted version of "This Old Man")</i></p> <p><i>What did Jesus come to do?</i> <i>What did Jesus come to do?</i> <i>Jesus came to bring us to God.</i> <i>That's what Jesus came to do!</i></p>

**2. OPENING CIRCLE TIME, continued**

= follow the stars for a short &amp; simple lesson plan

**Learning about  
the Big Question  
(use one or both)***Repeat the Big Question and Answer again:***"What Did Jesus Come to Do? Jesus Came to Bring Us to God!"***Say: "Hmmm, I wonder what that means... Let's do our action rhyme (or sing our song) that explains it."**Then do the action rhyme or sing the song using any of the optional motions suggested, if desired.***Big Question  
Action Rhyme****Big Question 9 Action Rhyme****(POSSIBLE ACTIONS)**

You and me, we disobey God,  
That's very, very bad!  
We all deserve God's punishment.  
That's very, very sad!

*point out to someone else; point to yourself*  
*Shake your head sideways, slowly a couple of*  
*times, making a disapproving face*  
*Stretch out our arms wide for "all"*  
*Make sad face*

But God loved us so very much,  
That He sent His Son, Jesus,  
To save us and take away  
all of our sins,  
So we could be friends  
with God again!

*put your hand on your heart*  
  
*make a cross using your index fingers*  
  
*clap and cheer for this good news!*

**Big Question  
(Action Rhyme)  
Song***lyrics and sheet music,  
Appendix A***Big Question 9 (Action Rhyme) Song**

DDD ESV Songs 9, track 13

**Refrain**

What did Jesus come to do?  
Jesus came to bring us to God.  
What did Jesus come to do?  
Jesus came to bring us to God.

**(POSSIBLE ACTIONS)***point up to heaven***Verse 1**

In the beginning, people enjoyed  
Perfect fellowship with God.  
But they disobeyed, their fellowship lost.  
Would things always stay this way? *Refrain*

*smile and hug yourself**shake head "no" and wag index  
side to side, disapprovingly***Verse 2**

At just the right time,  
God sent His Son to pay for His people's sins,  
He offered His life, the perfect sacrifice,  
Gave them fellowship with God again. *Refrain*

*make a cross using your index  
finger**smile and hug yourself***Verse 3**

On the third day, Jesus rose from the grave,  
Then He went back home to heav'n.  
Now all who repent and believe in Him,  
Can know God forever. *Refrain*

*hold up three fingers*  
*make rise motion with your hands*  
*point up to heaven*

**Lesson Plan: Big Question 9, Bible Truth 4**

use with all THREE lessons

**p.5****2. OPENING CIRCLE TIME, continued**

= follow the stars for a short &amp; simple lesson plan

**Learning the Bible Truth**

VISUAL take out

AID



of BQB

VISUAL AID

All the Bible Truths Sign

★ "Jesus Came to Bring Us to God" is a good beginning, but there's so more to learn. So it's time for us to dig down even deeper for more answers to our Big Question about God. We're going to be learning **SIX** Bible truths that all tell us more about Jesus.

Who would like to hand me the picture with our six Bible truths on it? It's in the Big Question Box/Briefcase." *Choose a child to get it and hand it to you, then hold it up and show them the pictures of the six truths they will be learning.*

**Bible Truth Clue**

VISUAL take out

AID



of BQB

Bible Truth Clue Sign,  
front side  
VISUAL AID

After everyone has had a good look, say...

"Ok, we've learned three truths about Jesus. They are: "He Left His Home in Heaven to Save Us," "He Never, Ever Disobeyed God," and "He Taught about God and Did Amazing Things" (point to pictures as you identify each Bible Truth). Now let's look at our Bible Truth Clue sign and see if we can figure out which of these six truths we will be learning about today. Who would like to get it out of the Big Question Briefcase for me?"

*Choose a child to open the briefcase, take out the Bible Truth Clue sign and hand it to you. Hold up the front side for the children to see. Cover up the answer, written along the bottom, and say:*

**"What Did Jesus Come to Do?**

**Jesus Came to Bring Us to God!**

**He Died on the Cross for the ???? of God's People!"**

**Hint**

We're missing one word. Here's the hint to what the missing word is. It says: "What is the Bible word for the bad things we do that break God's good laws? It starts with an "s" and it rhymes with "hens."

Can you guess? It's "Sins."

So the Bible Truth we are learning today is:

*(uncover answer from bottom of sign, show it to them and say:)*

★ **"What Did Jesus Come to Do?**

**Jesus Came to Bring Us to God!**

**He Died on the Cross for the SINS of God's People!"**

And here is what this Bible Truth means: *(read the meaning off of the back of the sign, say:)*

**Bible Truth Meaning**

★ Sadly, we are all sinners who disobey God. We all deserve God's punishment for our sins. But Jesus never, ever sinned. He never deserved any punishment from God. Yet Jesus chose to suffer and die on the cross. He didn't suffer and die because He deserved to. He suffered and died in the place of God's people so they wouldn't have to. Yes, He offered up His perfect life as the full payment for their sins.

Jesus suffered so much on the cross! His body hurt so badly as He hung there by the nails. But Jesus' spirit inside Him hurt even more, as He took the punishment for our sins and was separated from God, His Father. But when at last Jesus finished suffering on the cross, He had paid for all of the sins of God's people.

Jesus died and was buried in a cave-grave that day, but He didn't stay there! On the third day, Jesus rose from the grave to live forevermore. He had really done it! He had beaten sin and death for God's people. Now they could have special closeness with God in their hearts. Now they would be His dearly loved people forever. We can become God's people, too, when we turn away from our sins and trust in Jesus as our Savior. God will forgive our sins. He will give us special closeness in our hearts with Him now. And one day, we can go to live with God forever.

**Lesson Plan: Big Question 9, Bible Truth 4** use with all THREE lessons

p.6

**2. OPENING CIRCLE TIME, continued**

= follow the stars for a short &amp; simple lesson plan

**Learning the Bible Verse****The Bible Chant Song**lyrics and sheet music,  
Appendix A

"And how do I know this is true? God tells me so in His special book, the Bible."

Say or sing the Bible Chant Song.

**The Bible Chant Song**

DDD ESV Songs 9, track 9

The Bible, the Bible,  
Let's get out the Bible.  
Let's hear what God has to say.  
The Bible, the Bible,  
God's given us the Bible.  
It's His Word for us to learn and obey! Yay!

**Bible Verse**DDD 9.4 Bible Verse-front  
side (in the DDD Bible folder)VISUAL AID Place  
verse in take outof BQB  
DDD Bible  
Folder\*found in the DDD Unit 9  
Visual Aids, ESV Book

"Who would like to get our Bible folder out of the Big Question Briefcase for me?"

Choose a child to open the briefcase, take out the "Bible" folder and hand it to you. Remove the Bible Verse Picture from the "Bible" folder and hold it up for all the children to see, then say:

Hosea 13:14 tells us:

**Hosea 13:14, HCSB**

"I will ransom them from the power of Sheol. I will redeem them from death."

**Learn a Little:** "I will redeem them from death."**Bible Verse Meaning****What does that mean?**

Ransom! Redeem! What do those big words mean? To pay the price to rescue someone and make them your very own.

What did God ransom His people from? The power of the grave and death ("Sheol" is another Bible word for the grave and death.)

Yes, indeed! When Jesus suffered and died on the cross, He paid for all of the sins of God's people so they could be forgiven! When we turn away from our sins and trust in Jesus, we can be God's people, too. All of our sins will be forgiven through Him, so we can know God now and get to live with Him forever!

**2. OPENING CIRCLE TIME, continued**



= follow the stars for a short & simple lesson plan

**Bible Verse  
Song**

*lyrics and sheet music,  
Appendix A*

*You might also enjoy:*

*Blessed Are Those:  
Romans 4:7-8, ESV  
DDD ESV Songs 9,  
track 30*

We've said our Bible verse, now let's sing it!

**I Will Ransom Them: Hosea 13:14**

*DDD ESV Songs 9, track 29*

I will ransom them from the power of Sheol,  
I will redeem them from death.  
I will ransom them from the power of Sheol,  
I will redeem them from death.

Death, where are your barbs?  
Where, Sheol, is your sting?  
Death, where are your barbs?  
Where, Sheol, is your sting?

I will ransom them from the power of Sheol,  
I will redeem them from death.  
I will ransom them from the power of Sheol,  
I will redeem them from death.

Hosea Thirteen, fourteen.



**Lesson Plan: Big Question 9, Bible Truth 4**

use with all THREE lessons

**p.8****2. OPENING CIRCLE TIME, continued**

= follow the stars for a short &amp; simple lesson plan

<b>Getting into the Case</b>	<p>"Now it's time to do a bit more deep down investigating. Let's see what Detective Dan wants us to help him figure out. Would someone like to get it out for me?"</p>
<b>Listening Assignments</b>  <div> <div>Place in</div> <div>take out</div> <div> </div> <div> </div> <div>of BQB</div> </div>	<p><b>NOTE: Listening assignments are most suitable for ages 3+. Skip straight to the Bible story (see bottom of this page), if working with 2 year olds.</b></p> <p>"Let's open up our listening assignment and see what we are supposed to figure out today.</p> <p><i>Choose a child to take out the Listening Assignment (from the DDD Bible Folder) and hand it to you. Read Detective Dan's letter to the children that includes the listening assignment. The listening assignments are summarized below:</i></p>
<div> <div>VISUAL AID</div> <div>#5</div> <div>DDD Unit 9 Visual Aids, ESV</div> </div>	<p><b><u>Detective Dan's Lesson #1 Listening Assignment:</u></b></p> <p>I need to find out:</p> <ol style="list-style-type: none"> <li><b>1. What did Jesus do that cost a great price?</b></li> <li><b>2. Who did He do it for? Why?</b></li> </ol>
<div> <div>VISUAL AID</div> <div>#6</div> <div>DDD Unit 9 Visual Aids, ESV</div> </div>	<p><b><u>Detective Dan's Lesson #2 Listening Assignment:</u></b></p> <p><b>Our Bible Verse is Hosea 13:14, HCSB:</b></p> <p>"I will ransom them from the power of Sheol. I will redeem them from death."</p> <p>I need to find out:</p> <ol style="list-style-type: none"> <li><b>1. Sheol is another word for death. To ransom means to pay whatever it costs to rescue someone. Who ransomed God's people from death?</b></li> <li><b>2. What had to be done to ransom God's people from death?</b></li> </ol>
<div> <div>VISUAL AID</div> <div>#7A,B,C</div> <div> <i>*Listening Assignment #3 includes the Assignment Sheet, plus 6 clue pictures*</i> </div> <div>DDD Unit 9 Visual Aids, ESV</div> </div>	<p><b><u>Detective Dan's Lesson #3 Listening Assignment:</u></b></p> <p>I found six clues, but only 4 of them are in the story. They are: an alligator; Jesus; a robber; a jail; sin; and a harp. <i>Hold each of them up for the children to see as you identify them.</i></p> <p>I need to figure out:</p> <ol style="list-style-type: none"> <li><b>1. Which four belong in our story?</b></li> <li><b>2. What do God's people thank Jesus for doing for them on the cross?</b></li> </ol>
<p><b>Tell the Bible Story</b></p> <div> <div>Place story &amp; pics in</div> <div>take out</div> <div> </div> <div> </div> <div>of BQB</div> </div> <p>DDD Unit 9 Visual Aids, ESV</p> <p><b>Story text included in this book right after this lesson plan and in Visual Aids book</b></p>	<p>★ <b><u>Then say,</u></b> "Ok, Deep Down Detectives! Put on your best listening ears and see if you can hear the answers to Detective Dan's questions. When I finish telling the story, we will see if we can answer all the questions."</p> <p>★ <b>Bible Story: The Case of the Great Price</b> <i>Matthew 27; Mark 15; Luke 23; John 19</i></p> <p><i>Read the Bible Truth story, putting up the storyboard pictures/using Story Scenes as you tell it. Then, have the children answer the listening assignment. Present the gospel and lead in prayer.</i></p> <p><i>*Answers to questions; the gospel; and, ACTS prayer are included with the story text.*</i></p>

**Lesson Plan: Big Question 9, Bible Truth 4**

use with all THREE lessons

**p.9****2. OPENING CIRCLE TIME, continued**

= follow the stars for a short &amp; simple lesson plan

<p><b>Story Response Song(s)</b></p> <p><b>Hymn</b></p> <p><i>lyrics and sheet music, Appendix A</i></p>	<p><i>As attention span and time allow, you might want to end with one of the following songs which also tie in with the unit. If desired, use the Music and Movement activity ideas while singing (listed with the Response Activities).</i></p> <p><b>To God Be the Glory</b> <span style="float: right;"><i>DDD ESV Songs 9, track 18</i></span></p> <p><b>Verse 1</b></p> <p>To God be the glory, great things He hath done; So loved He the world that He gave us His Son. Who yielded His life, an atonement for sin, And opened the lifegate that all may go in.</p> <p><b>Tie-in:</b> Children, oh what great things God has done for us! He sent Jesus to save us from our sins so we can be friends with God! Let's tell Him how great He is! Let's give God glory!</p>
<p><b>Praise Song</b></p> <p><i>lyrics and sheet music, Appendix A</i></p>	<p><b>Praise Song: Blessed Be the Name</b> <span style="float: right;"><i>DDD ESV Songs 9, track 19</i></span></p> <p>Blessed be the name, Blessed be the name, Blessed be the name of the Lord; Blessed be the name, Blessed be the name, Blessed be the name of the Lord.</p> <p><b>Tie-in:</b> "Children, how wonderful, how blessed is the name of Jesus! He came to take the punishment for disobeying for EVERYONE who says sorry to God, turns away from disobeying Him, and trusts in Jesus to save them. Let's praise! Let's bless His name, the Lord Jesus!"</p>
<b>3. TAKING ACTION: Response Activities</b> <i>(choose from among these activities)</i>	
<p><b>Transition to Activities</b></p>	<p> Well, Deep Down Detectives, you've done a great job diggin' deep down for answers in the truths of God's Word. Now it's time to enjoy some activities."</p> <p><i>Tell children what activity/s you are providing for them: either free play or some of the response activities listed below. When you are ready to dismiss them, use this song to help the children transition in an orderly fashion to their next activity.</i></p>
<p><b>Classroom Song, verse 2</b></p> <p><i>lyrics and sheet music, Appendix A</i></p>	<p>"Children, let's sing our Time to Play Song. When we are finished you may get up and walk over to our next activity."</p> <p><b>Classroom Song, verse 2</b> <span style="float: right;"><i>DDD ESV Songs 9, track 2</i></span></p> <p>We've gathered together to worship God, We've gathered together to worship God, And now it's time to play.</p> <p><i>Dismiss the children to whatever activities you have prepared for them to do.</i></p>


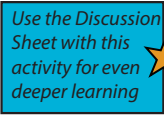

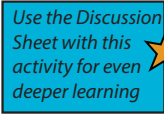

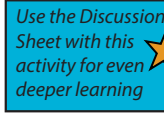


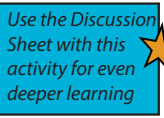

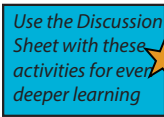

**Lesson Plan: Big Question 9, Bible Truth 4**

use with all THREE lessons

p.10

**3. TAKING ACTION: Response Activities** (choose from among these activities)




= short &amp; simple lesson plan

<b>Response Activities</b>	Choose one or more activities appropriate for your children, based on classroom time and developmental needs. <b>Add the Discussion Sheet to any activity for deeper learning.</b> 
<b>Bible Verse Memory Game</b>  <i>game directions, Appendix B</i>	<p>Though listed with the opening activities, you may choose to use this Bible verse game here instead (or as a repeat).</p> <ul style="list-style-type: none"> <li>Lesson 1 Game: Detective Mission Madness Practice</li> <li>Lesson 2 Game: Duck, Duck, Goose</li> <li>Lesson 3 Game: Slap, Clap and Stack</li> </ul> <div>   </div> <p>Discussion Questions</p>
<b>Music, Movement &amp; Memory Activity</b>  <i>game directions, Appendix B</i>	<p>A music activity that uses the songs from the Bible Truth and Big Question unit.</p> <ul style="list-style-type: none"> <li>DDD Songs for this Bible Truth, plus:</li> <li>Lesson 1 Activity: March 'n' Say</li> <li>Lesson 2 Activity: Clap, Tap and Say</li> <li>Lesson 3 Activity: Block Clappers</li> </ul> <div>   </div> <p>Discussion Questions</p>
<b>Bible Story Review Game</b>  <i>game directions, Appendix B</i>	<p>A game that uses the storyboard pictures from the story to review the story.</p> <ul style="list-style-type: none"> <li>Lesson 1 Game: Who's Inside?</li> <li>Lesson 2 Game: Fix Up the Mix Up</li> <li>Lesson 3 Game: Take Me through the Tunnel</li> </ul> <div>   </div> <p>Discussion Questions</p>
<b>Coloring Pages/ Take Home Sheets</b>  <i>in Appendix C</i>  	<p>A coloring page related to the lesson assignment question is provided for each lesson. On the back of each are the key concepts, a few questions and a song for parents to use with their children.</p> <p>NOTE: Upgrade your coloring sheet to a more interesting craft by offering simple embellishments, such as jiggly eyes, craft sand, glitter, glitter glue, colored paper dots (made with a hole punch), fabric scraps, etc. Make cut-to-size glued-on clothes, hair, etc for characters by using a copy of the coloring sheet, cutting out the selected portions and making them the patterns for whatever you want to cut out of fabric, paper, foil, etc.</p> <ul style="list-style-type: none"> <li>Lesson 1 Coloring Sheet Emphasis: Bible Truth</li> <li>Lesson 2 Coloring Sheet Emphasis: Bible Verse</li> <li>Lesson 3 Coloring Sheet Emphasis: ACTS Prayer</li> </ul> <div>   </div> <p>Discussion Questions</p>
<b>Extra Crafts:</b> <b>Big Question Craft</b> <i>in Appendix C</i>  <b>Bible Verse Craft</b> <i>in Appendix C</i>  <b>Bible Story Puzzle</b> <i>in Appendix C</i>	<p><b>These crafts are slightly more complex than the coloring/take home sheets:</b></p> <p><b>The Bible Concept Go-and-Tell Craft</b> is a craft that summarizes the Bible concept and includes the Bible verse is included for those desiring more than a coloring sheet. This more complex craft will involve gluing, sticking, etc. Can be used at any time.</p> <p>The <b>Bible Story Coloring Sheet</b> provides a tie in between the Bible story and the Bible truth they are learning.</p> <p>The <b>Storyboard Picture Placement Page</b> has been made into a puzzle that can be cut out and re-assembled by the children. This provides a nice summary of the story.</p> <div>   </div> <p>Discussion Questions</p>
<b>Free Play Activities</b> <i>ideas in Appendix D</i>	<p>Offer your own or some of the easy-to-make, free play activities suggested in Appendix D.</p>

**Lesson Plan: Big Question 9, Bible Truth 4**

use with all THREE lessons

**p.11****4. CLOSING CIRCLE TIME** *(End-of-session activities for the last 5-10 minutes of class time)* = short & simple lesson plan

<p><b>Transition to Closing Circle</b></p> <p><b>Classroom Song, verse 3</b></p> <p><i>lyrics and sheet music, Appendix A</i></p>	<p><i>Use this song to help the children transition in an orderly fashion. Start singing this song and ask the children to gather with you for Closing Circle Time.</i></p> <p><b>Classroom Song, verse 3</b> <span style="float: right;"><i>DDD ESV Songs 9, track 3</i></span></p> <p>It's time to get ready to go and tell, It's time to get ready to go and tell, Come gather here with me.</p>
<p><b>Closing Circle Time</b></p> <p><b>Classroom Song, verse 4</b></p> <p><i>lyrics and sheet music, Appendix A</i></p>	<p><i>When children are settled in the circle, say:</i></p> <p>"It's almost time for your parents to come pick you up. And do you know what that means? It means.... (draw this out to build anticipation and excitement)...that it's almost time to go home and....it's almost time to...Go and Tell! We have learned some big news about God today. God wants us to take and tell it to the whole world!"</p> <p><b>Classroom Song, verse 4</b> <span style="float: right;"><i>DDD ESV Songs 9, track 4</i></span></p> <p>So what's our big news to go and tell, So what's our big news to go and tell, Can you tell me now?</p>
<p><b>Big News to Tell</b></p> <p><b>Big Question 9</b></p> <p><i>VISUAL AID</i></p> <p></p> <p><i>*found in the DDD Unit 9 Visual Aids, ESV Book lyrics and sheet music, Appendix A</i></p> <p><b>Big Question 9, Bible Truth 4</b></p> <p><i>VISUAL AID</i></p> <p></p>	<p>"Let's see....there's so much big news to tell! There's so much we've learned!</p> <p>First of all, can you tell me the answer to our <b>Big Question: "What Did Jesus Come to Do?"</b> <i>Hold up the Bible Truth Clue Picture.</i></p> <p>Say the answer with me: <b>"Jesus Came to Bring Us to God!"</b></p> <p><i>(If desired, you can sing one/both of the Big Question songs.)</i> <span style="float: right;"><i>DDD ESV Songs 9, tracks 12,13</i></span></p> <p>And what's one way He does this? What did we learn? <i>Point to the picture.</i></p> <p><b>"He Died on the Cross for the Sins of God's People!"</b></p>
<p><b>Big Question 9 Bible Truth 4 Bible Verse</b></p> <p><i>VISUAL AID</i></p> <p></p> <p><i>*found in the DDD Unit 9 Visual Aids, ESV Book lyrics and sheet music, Appendix A</i></p>	<p>"And how do I know this is true? Can you tell me? Say it with me: <b>"The Bible tells me so!"</b> That's right!</p> <p>We learned: <b>Hosea 13:14, HCSB</b></p> <p>"I will ransom them from the power of Sheol. I will redeem them from death."</p> <p><b>Learn a Little:</b> "I will redeem them from death."</p> <p>Ransom! Redeem! What do those big words mean? To pay the price to rescue someone and make them your very own. What did God ransom His people from? The power of the grave and death ("Sheol" is another Bible word for the grave and death.)</p> <p>Yes, indeed! When Jesus suffered and died on the cross, He paid for all of the sins of God's people so they could be forgiven! When we turn away from our sins and trust in Jesus, we can be God's people, too. All of our sins will be forgiven through Him, so we can know God now and get to live with Him forever!</p> <p><i>(If desired, you can sing the Bible verse song.)</i> <span style="float: right;"><i>DDD ESV Songs 9, track 29</i></span></p>

**Lesson Plan: Big Question 9, Bible Truth 4**

use with all THREE lessons

**p.12****4. CLOSING CIRCLE TIME, continued**

= follow the stars for a short &amp; simple lesson plan

<p><b>Closing ACTS Prayer Time</b></p> <p><b>ACTS Prayer Chant</b></p> <p><i>lyrics and sheet music, Appendix A</i></p>	<p><i>Let's ask God to help us to remember this and even tell others this good news. Let's get ready and pray our ACTS prayer.</i></p> <p><i>And what does ACTS mean? Let's sing/say our ACTS Prayer Chant!</i></p> <p><b>ACTS Prayer Chant Song</b> <span style="float: right;"><i>DDD ESV Songs 9, tracks 10,11</i></span></p> <p>A, Adoration, God, we praise You!  C, Confession, Forgive us our sins.  T, Thanksgiving, Thank You for Jesus,  S, Supplication, Help us to live like Him.</p> <p>That's the ACTS prayer, my friend,  Bow your head, Close your eyes, Shhh,  Let's begin.</p>
<p><b>Closing ACTS Prayer</b></p>	<p>"Let's pray!"</p> <p><i>Lead the children in the ACTS prayer for this Bible Truth.</i></p> <p><b>A</b> Jesus, we praise You for being our Savior. You came to bring us to God. We praise You for being willing to suffer and die on the cross for the sins of God's people.</p> <p><b>C</b> Jesus, how we need You to be our Savior! We are all sinners who disobey God. We all deserve God's punishment. Please forgive us!</p> <p><b>T</b> Thank You, Jesus, for suffering and dying on the cross to save all who turn away from their sins and trust in You as their Savior. Thank You for taking all of God's punishment, so we might be forgiven. Thank You that no one is too sinful for You to save. You are a big enough Savior for any of us.</p> <p><b>S</b> Jesus, work in our hearts. Help us to turn away from our sins. Help us to trust in You as our Savior. Help us to love You and live for You more and more.</p> <p>In Jesus' name, we pray, Amen.</p>
<b>5. TAKING IT HOME</b> <i>(Take Home Sheet)</i>	
<p><b>Clean up and Dismissal</b> ★</p>	<p>"Now it's time to work together and clean up."  <i>Have the children join you in cleaning up the room.</i></p>
<p><b>Coloring Pages/ Take Home Sheets</b> ★</p> <p><i>in Appendix C</i></p>	<p><i>Give out the craft/take home sheet and any other papers from the session, as you dismiss children from class.</i></p> <p><i>(Reminder: The back side of the coloring page is the take home sheet for each lesson.)</i></p>
<p><b>Bible Story to Take-Home</b></p> <p><i>in Appendix C</i></p>	<p>You may also want to include a copy of the story along with the take home sheet. (However, each coloring sheet/take home sheet includes a note to parents telling where they can download the story from the Parent Resources section on the website.</p>

**Bible Story for Big Question 9, Bible Truth 4** use with all THREE lessonsPlace  
story in

take out

P.1

**The Case of the Great Price***Matthew 27; Mark 15; Luke 23; John 19***Story-telling Tips**

Ahead of time:

1. Read the Bible verses and story. Pray!
2. Choose story action cues and/or prepare storyboard figures, if using. (Included in Visual Aids book)
3. Practice telling story with the storyboard pictures, timing your presentation. Shorten, if necessary.

During your presentation:

1. Maintain as much eye contact as possible as you tell the story.
2. Put up storyboard figures/add story action cues as you tell the story. Allow the children to help you put them on the board, if desired.
3. Include the children in your story with a few questions about what they think will happen or words/concepts that might be new to them.
4. Watch the kids for signs that their attention span has been reached. Shorten, if necessary.

**INTRODUCTION/ LISTENING ASSIGNMENTS**

**"Our story is called: The Case of the Great Price. Here is your listening assignment."** Read from Detective Dan's Listening Assignment signs, but questions are summarized below:

**Detective Dan's Lesson #1 Listening Assignment:**

I need to find out:

1. What did Jesus do that cost a great price?
2. Who did He do it for? Why?

**Detective Dan's Lesson #2 Listening Assignment:****Our Bible Verse is Hosea 13:14, HCSB:***"I will ransom them from the power of Sheol. I will redeem them from death."*

I need to find out:

1. Sheol is another word for death. To ransom means to pay whatever it costs to rescue someone. Who ransomed God's people from death?
2. What had to be done to ransom God's people from death?

**Detective Dan's Lesson #3 Listening Assignment:**

I found six clues, but only 4 of them are in the story.

They are: an alligator; Jesus; a robber; a jail; sin; and a harp. *Hold each of them up for the children to see as you identify them.*

I need to figure out:

1. Which four belong in our story?
2. What do God's people thank Jesus for doing for them on the cross?

**Read the assignment questions, THEN SAY,**

*"Ok, Deep Down Detectives! Put on your best listening ears and see if you can hear the answers to Detective Dan's questions. When I finish telling the story, we will see if we can answer all the questions."*

*Read the Bible Truth story, answer questions, present the gospel and lead in prayer.*

*Answers to questions; the gospel; and, ACTS prayer are included with the story text.*



**Bible Story for Big Question 9, Bible Truth 4** use with all THREE lessons**P.2****The Case of the Great Price** *Matthew 27; Mark 15; Luke 23; John 19**Story with lines separating paragraphs (text in bold, optional interaction cues in italics)*

**The Roman king did NOT put up with lawbreakers! Some lawbreakers he punished by putting them in jail for a long time. And some, he punished by whipping them with painful, sharp ropes. Others, he sent away to sea to row big warships for his soldiers. But the worst kinds of lawbreakers, the king sent to a hill outside of Jerusalem called Golgotha. And there, these worst kinds of men were given the worst kind of punishment. They were put up on big, wooden crosses (with nails!), and they were left there to suffer and die.**

**The cross was a terrible punishment! It was so terrible that people in Jesus' day would not even say the word "cross". "Cross" was a bad word that good people did not say, let alone think about.**

**What kinds of lawbreakers died on crosses? Traitors died on crosses (men who tried to get rid of the king). Murderers died on crosses (men who killed other people). Robbers died on crosses (men who took other people's things). These worst kinds of lawbreakers were given the worst kind of punishment.**

**The cross. It was for bad men being punished for the bad things they had done. That's the way it was back in those days. At least, that was the way it was supposed to be.**

**But what a strange thing people saw on Golgotha, one Friday long ago! For there, on that, hill stood three crosses for three men. Two of the men were robbers, but the third one was a man no one expected to see there. Can you guess who it was?**

*Can you guess?*

**It was Jesus!**

**Now, everyone could understand why the two robbers had been put on their crosses. These men had snatched other people's things, and now they were being punished for the bad things they had done. That was the Roman king's law.**

**But Jesus? Why was He there? What bad thing had He done? Can you tell me?**

*Can you think of anything bad that Jesus had done?*

**Had Jesus snatched other people's things, like the robbers? No! Had He killed someone like, the murderers? No! Had He tried to get rid of the king, like the traitors? No! Jesus had never done any of these bad things. As a matter of fact, Jesus had never sinned. He had never done EVEN ONE bad thing in His whole life!**

**Jesus always kept God's laws. He always loved God most of all. He always loved others as the Bible tells us to. In EVERYTHING Jesus thought in His heart; and in EVERYTHING Jesus said and did, He never, ever disobeyed God. Jesus was the only person who ever lived a PERFECT LIFE. That's why Jesus, of all people, did not deserve to be up there on that cross!**

*Story with lines separating paragraphs (text in bold, optional interaction cues in italics)*

**So, why WAS Jesus on that cross, if not for bad things He had done? Was it all just a big mistake?**

*What do you think?*

**Far from it! This was God's plan. Yes, it was the Roman king who ordered Jesus to be put on that cross, and it was his soldiers who put Jesus on it. But God had woven their evil deeds into His much, much bigger, GLORIOUS, LOVING, GOOD plan to rescue His people from their sins.**

**Jesus was up on that cross because He CHOSE to be there to take the punishment God's people deserved from GOD!**

**From God?! Why would HE need to punish His people? Didn't He love them? Yes, He loved them very much.**

**But you see, the LORD is the one, true, perfectly good God, and (SB20) He is the big king over everyone. He has given us His perfectly good laws to live by, but have we obeyed them?**

*Have we?*

**No, we have not! None of us! We have ALL disobeyed God, and we ALL deserve His punishment for disobeying Him and His good laws. That makes us all sinners. And oh, what a terrible punishment we all deserve! We deserve to be separated from God and all His goodness forever. Forever punishment! Isn't that awful?**

**But God loved the world so much that He sent His Son, Jesus, to suffer and die on that cross. He took the punishment for the sins of God's people upon Himself, so they wouldn't have to. Jesus' perfect life paid for their sins, so they could be FORGIVEN. And, so they could be loved by God forever, instead of punished!**

**Who are God's people? They are all who would ever turn away from disobeying God and trust in Jesus as their Savior. All who come to God like this are God's people! So, that's why Jesus suffered and died on the cross that day. Not for anything He had done, but because He loved God, His Father, and God's people so much. Isn't Jesus amazing!**

**And how do we KNOW that Jesus really took all of the punishment for God's people that day? It's because of what happened on the third day after Jesus died. Do you know what happened?**

*Can you tell me?*

**On Day One, Jesus' body stayed dead in the cave-grave. On Day Two, Jesus' body stayed dead in the cave-grave. But on Day Three, Jesus rose up from the dead, showing that He had really done it!**

**Now, God's people were forgiven forever! Now, they never would have to have God's punishment. Now, they would get to know and love Him in their hearts their whole lives! And one day, when they die, they would get to go live with God forever! What a wonderful thing it is to be God's dearly-loved people!**

**Thank You, Jesus, for taking all of God's punishment for God's people on the cross! Thank You, that You offer for us to become God's people, too, when we turn away from our sins and trust in You as our Savior! Help us to do this, even today!**

**Bible Story for Big Question 9, Bible Truth 4**

use with all THREE lessons

**P.4****Cracking the Case:** (story wrap-up for Listening Assignments)

It's time to see how we did with our Listening Assignment.

**Detective Dan's Lesson 1 Listening Assignment:**

- 1. What did Jesus do that cost a great price?** He suffered and died on the cross.
- 2. Who did He do it for? Why?** He did it for God's people, so they could be saved from their sins.

**For You and Me:**

How amazing is God's love for His people! That He would send His Son, Jesus, to suffer and die in their place! We can become God's people, too, when we turn away from our sins and trust in Jesus as our Savior.

**Detective Dan's Lesson 2 Listening Assignment:****Our Bible Verse is Hosea 13:14, HCSB:**

"I will ransom them from the power of Sheol. I will redeem them from death."

- 1. Sheol is another word for death. To ransom means to pay whatever it costs to rescue someone. Who ransomed God's people from death?** Jesus did.
- 2. What had to be done to ransom God's people from death?** Jesus had to pay for their sins, Himself, as He suffered and died on the cross.

**For You and Me**

How amazing is God's love for His people! That He would send His Son, Jesus, to suffer and die in their place! We can become God's people, too, when we turn away from our sins and trust in Jesus as our Savior.

**Detective Dan's Lesson 3 Listening Assignment:**

Our six clues were: an alligator; Jesus; a robber; a jail; sin; and a harp. Hold each of them up for the children to see as you identify them.

**1. Which four belong in our story?**

Jesus, the robber, the jail and sin belong. The butterfly and the harp do not.

- 2. What do God's people thank Jesus for doing for them on the cross?** For suffering and dying on the cross for their sins so they could be forgiven.

**For You and Me**

How amazing is God's love for His people! That He would send His Son, Jesus, to suffer and die in their place! We can become God's people, too, when we turn away from our sins and trust in Jesus as our Savior.

**The Gospel** (story wrap-up if NOT using Listening Assignments)**Our Bible Truth is:****What Did Jesus Come to Do?****Jesus Came to Bring Us to God...****He Died on the Cross for the Sins of God's People!**

What did Jesus come to do? Jesus came to bring us to God... He died on the cross for the sins of God's people.

That was the only way God's people could be forgiven their sins. You see, all people have chosen to disobey God and His good ways. No one lives the perfect life that pleases God. That is why we all deserve His punishment!

God would have been perfectly fair to punish us for our sins. But, He is so full of mercy and love that He chose to make a way for us to be saved. He sent Jesus to live the perfectly obedient life that none of us have lived. Then, Jesus offered up His perfect life to be the full payment for the sins of all who would ever turn away from disobeying God and trust in Jesus as their Savior. On the third day, He rose from the dead, proving He had really done it! We, too, can be God's people when we turn away from our sins and trust in Jesus as our own Savior. *Close in prayer.*

**Closing ACTS Prayer**

- A** Jesus, we praise You for being our Savior. You came to bring us to God. We praise You for being willing to suffer and die on the cross for the sins of God's people.
- C** Jesus, how we need You to be our Savior! We are all sinners who disobey God. We all deserve God's punishment. Please forgive us!
- T** Thank You, Jesus, for suffering and dying on the cross to save all who turn away from their sins and trust in You as their Savior. Thank You for taking all of God's punishment, so we might be forgiven. Thank You that no one is too sinful for You to save. You are a big enough Savior for any of us.
- S** Jesus, work in our hearts. Help us to turn away from our sins. Help us to trust in You as our Savior. Help us to love You and live for You more and more. In Jesus' name, we pray, Amen.

**Go to Lesson Plan, p.9 for the script to the rest of the lesson.**

**Deep Down Discussion Sheet**

use with all THREE lessons

Use with all  
response activities  
for deeper learning**P.1***Questions to aid discussion of the key concepts and for use in games*

Be familiar with these questions and answers. Look for opportunities to ask questions and discuss their answers, such as while the children work on their coloring pages, as part of their response games, or during play time. Remember: your goal isn't to ask all these questions or only talk to the children about these things. It's to be deliberate in having good conversations with them, however much or little you have.

<b>BIG QUESTION</b>  <b>Meaning</b>	<p>What Did Jesus Come to Do? Jesus Came to Bring Us to God!</p> <p>In the beginning, God created the world perfectly. What a wonderful, special closeness people enjoyed with Him! Yes, it was "Perfect Wonderfulness" knowing God and living in His world. It could have stayed that way forever, but it did not. All of this perfection was broken when people disobeyed God. The big Bible word for disobeying God is "sin." When we look around us, we can see the sadness that sin brought into God's good world. So much in this world is not perfect or wonderful anymore! We've lost the special closeness with God, too. Yes, when sin came into the world, it spoiled so many things. But would all this sin and sadness last forever? People certainly deserved it to. After all, they had turned away from God. Now people deserved His punishment, not His love. But God treats us so much better than we deserve! From the beginning, He had an amazing plan to bring sinful people like us back to Himself. How? He promised to send a Savior. That Savior was Jesus, God's own Son. Jesus lived a perfect life, then He gave it up as the full payment for sins as He suffered and died on the cross. On the third day, Jesus rose from the dead, showing He had really done it! He had beaten sin and death for God's people! We can become God's people, too, when we turn away from our sins and trust in Jesus as our Savior. Then, we will get to know God in our hearts; and one day, we will get to go live with God and enjoy all of His Perfect Wonderfulness forever!</p>
<b>Discussion Questions</b>  <i>choose a few</i>	<ol style="list-style-type: none"> <li>1. What did Jesus come to do? <i>Jesus came to bring us to God!</i></li> <li>2. Who did people have a wonderful closeness with in the beginning? <i>With God.</i></li> <li>3. What did people do that caused the wonderful closeness with God to end? <i>They disobeyed Him.</i></li> <li>4. What did all people deserve for disobeying God? <i>God's punishment that keeps them separated from Him and all His goodness forever. How sad!</i></li> <li>5. Who did God send to bring His people to Him? <i>Jesus.</i></li> <li>6. What did Jesus take for God's people on the cross? <i>The punishment for their sins.</i></li> <li>7. What happens to us when we turn away from our sins and trust Jesus as our Savior? <i>God forgives our sins. He makes us His people. We have special closeness with God now. Then, when our bodies die, we will go on living happily with God forever.</i></li> </ol>
<b>BIBLE TRUTH</b>  <b>Meaning</b>	<p>Jesus Came to Bring Us to God... He Died on the Cross for the Sins of God's People!</p> <p>Sadly, we are all sinners who disobey God. We all deserve God's punishment for our sins. But Jesus never, ever sinned. He never deserved any punishment from God. Yet Jesus chose to suffer and die on the cross. He didn't suffer and die because He deserved to. He suffered and died in the place of God's people so they wouldn't have to. Yes, He offered up His perfect life as the full payment for their sins. Jesus suffered so much on the cross! His body hurt so badly as He hung there by the nails. But Jesus' spirit inside Him hurt even more, as He took the punishment for our sins and was separated from God, His Father. But when at last Jesus finished suffering on the cross, He had paid for all of the sins of God's people. Jesus died and was buried in a cave-grave that day, but He didn't stay there! On the third day, Jesus rose from the grave to live forevermore. He had really done it! He had beaten sin and death for God's people. Now they could have special closeness with God in their hearts. Now they would be His dearly loved people forever. We can become God's people, too, when we turn away from our sins and trust in Jesus as our Savior. God will forgive our sins. He will give us special closeness in our hearts with Him now. And one day, we can go to live with God forever.</p>
<b>Discussion Questions</b>  <i>choose a few</i>	<ol style="list-style-type: none"> <li>1. Who are sinners? <i>All people.</i></li> <li>2. What do all sinners deserve? <i>God's punishment for their sins.</i></li> <li>3. Did Jesus sin? <i>No, He did not.</i></li> <li>4. Whose punishment for sins did Jesus take on the cross? <i>God's people's.</i></li> <li>5. Why did Jesus take God's people's punishment for sins on the cross? <i>So they wouldn't have to.</i></li> <li>6. What hurt when Jesus died on the cross? <i>Jesus' body and Jesus' spirit.</i></li> <li>7. How much of God's people's punishment did Jesus take when He suffered and died? <i>All of it!</i></li> <li>8. What kind of closeness with God did Jesus win for God's people? <i>A special closeness that lasts forever.</i></li> <li>9. Can we become God's people? How? <i>Yes! By turning away from our sins and trusting in Jesus our Savior.</i></li> </ol>

**Deep Down Discussion Sheet**

use with all THREE lessons

**P.2***Questions to aid discussion of the key concepts and for use in games*

<b>THE GOSPEL</b>	<p>What is God's good news for you and me? <i>The gospel!</i> What did Jesus come to do? <i>Jesus came to bring us to God... He died on the cross for the sins of God's people. That was the only way God's people could be forgiven their sins. You see, all people have chosen to disobey God and His good ways. No one lives the perfect life that pleases God. That is why we all deserve His punishment! God would have been perfectly fair to punish us for our sins. But, He is so full of mercy and love that He chose to make a way for us to be saved. He sent Jesus to live the perfectly obedient life that none of us have lived. Then, Jesus offered up His perfect life to be the full payment for the sins of God's people. On Day Three, He rose from the dead in victory. We, too, can be God's people when we turn away from our sins and trust in Jesus as our own Savior.</i></p>
<b>BIBLE TRUTH BIBLE VERSE</b>  <b>Meaning</b>        <b>Discussion Questions</b>  <i>choose a few</i>	<p>"I will ransom them from the power of Sheol. I will redeem them from death." --Hosea 13:14</p> <p><b>Learn a Little:</b> "I will redeem them from death."</p> <p>Ransom! Redeem! What do those big words mean? To pay the price to rescue someone and make them your very own. What did God ransom His people from? The power of the grave and death</p> <p>Yes, indeed! When Jesus suffered and died on the cross, He paid for all of the sins of God's people so they could be forgiven! When we turn away from our sins and trust in Jesus, we can be God's people, too. All of our sins will be forgiven through Him, so we can know God now and get to live with Him forever!</p> <ol style="list-style-type: none"> <li>1. What does it mean to ransom or redeem someone? <i>To pay the price needed to rescue someone and make them your very own.</i></li> <li>2. Who did God ransom? <i>His people.</i></li> <li>3. From what did God ransom His people from? <i>From the punishment they deserved for their sins. From death!</i></li> <li>4. What do God's people get to enjoy because God ransomed them? <i>They get to be His dearly loved people forever! They get to know Him in their hearts now; and one day, they will go to live with Him forever.</i></li> <li>5. How did Jesus ransom God's people? <i>He suffered and died in their place on the cross.</i></li> <li>6. How can we become one of God's people? <i>We can ask God to help us to turn away from our sins and trust in Jesus as our Savior. He loves to answer these prayers!</i></li> </ol>
<b>BIBLE STORY</b>  <b>Discussion Questions</b>  <i>choose a few</i>	<p><b>The Case of the Great Price</b></p> <ol style="list-style-type: none"> <li>1. What kind of people did the king punish on crosses? <i>Bad men who did really bad things, such as robbers, murderers and men who tried to get rid of the king.</i></li> <li>2. What bad thing had Jesus done that he would be punished with death on a cross? <i>Nothing.</i></li> <li>3. Whose bad things did Jesus choose to die on the cross for? <i>The sins of God's people.</i></li> <li>4. What did Jesus enemies think Jesus should do to prove He was God's Son, the Savior of God's people? <i>Come down from the cross.</i></li> <li>5. Why did Jesus not come down from the cross? <i>Because only by suffering and dying on the cross could He save God's people from their sins.</i></li> <li>6. What did Jesus' enemies and even His friends think was finished when Jesus said, "It is finished" when He died on the cross? <i>They thought Jesus' life seemed finished. That Jesus was gone for good --never to live again.</i></li> <li>7. What was really finished when Jesus died on the cross? <i>Not Jesus' life, but the punishment God's people deserved for their sins.</i></li> <li>8. What did Jesus do that proved that He had beaten sin and death for God's people? <i>God raised Him from the dead on the third day.</i></li> </ol>



# **DEEP DOWN DETECTIVES**

**Curriculum Resources  
for Unit 9, Bible Truth 5:**



**What Did Jesus Come to Do?  
Jesus Came to Bring Us to God...**

**He Rose from the Dead!**



## Session Prep (especially good for newbies!)

### Pray!



Pray for the Holy Spirit to be at work in your and the children's hearts.

### Review



If new to the curriculum, look at the **Getting Started with Deep Down Detectives section of the Core Curriculum book.** (p.5) It will be especially helpful to read through the Deep Down Detectives section of **The Praise Factory Tour: Extended Version Book.** This is a visual way to understand what goes on in the classroom. (A pdf of the book is found in the samples section on the website.)

### Look through and Learn the Lesson



Read over **lesson plan.** Practice any **songs or action rhymes** you are using. Choose/make up motions to go with these. Choose less with younger children and more with older preschoolers. **Practice the lesson with the visual aids** and using the Big Question Box/Briefcase.

### Read and Rehearse the Bible Story with Pictures



Read the Bible story from the Bible. Read the curriculum version. Practice telling it with the storyboard pictures. (If you have not previously laminated the story pictures, do that now.) Or, rehearse it from the Simple Story Scenes, if you are using those.

### Let There Be Music



Download the music and listen to the songs. Choose which of the songs you will use with the children. If using live musicians, make sure they have the sheet music (Appendix A, Core Curriculum book).

### Put the Props in Place



1. Prepare your Visual Aids. Put the Big Question, Unit Bible Truths, Bible Truth, Bible Verse, and Listening Assignment signs, as well as the Bible Story script in one side of the Bible folder.
2. Get out your storyboard. If using Simple Story Scenes, put these in your Bible Folder. Or, if using the individual storyboard figures, put all background pictures in place (they have a BG by the number). Put the rest of the storyboard pictures (these have a SB by the number) in order of use in the other side of the Bible folder.
3. Put the DDD Bible Folder as well as the Big Question sign in the Big Question Box/Briefcase and shut it. If your box/briefcase has locks and you want to use the unlocking the box as part of your session, lock it now....but make sure you have the key or know the code first.
4. Prepare the music CD or sheet music or mp3 device for use in your session.

### Set Out Free Play Activities



Choose and set up free time activities you will use with the children. Choose a variety of different activities that will be enjoyed by different types of children. Rotate the activities you provide to keep them interesting and fresh to your children. (Suggestions in Appendix D, Core Curriculum books.)

### Prepare Any Activities



Choose which (if any) of the Bible Truth games and crafts activities you want to use in the session. Bear in mind your time frame as well as the developmental abilities and attention span of your children as you decide which/how many to prepare. **Look over the Discussion Sheet** and choose a few questions you might use to spark discussion with the children as they do their activities (especially good for ages 3's+). Pray for God to give you opportunities to talk about these things with the children.

### Let Them Take It with Them



Make copies of the craft/take home sheets, if you are not already using them as one of your activities. You may also want to make copies of the story (see take-home version of each story included in Appendix C with the other take home resources) to have for parents to use with their children at home. There's a link on each craft/take home sheet to the story, if you don't make hard copies.

### Store It



After your session is over, collect the resources and store them for future use. This curriculum can be used over and over for years to come.

## Unit 9: Jesus, Immanuel, God with Us

### UNIT OVERVIEW

In the beginning, God created the world perfectly. What a wonderful, special closeness people enjoyed with Him! Yes, it was "Perfect Wonderfulness" knowing God and living in His world. It could have stayed that way forever, but it did not. All of this perfection was broken when people disobeyed God. The big Bible word for disobeying God is "sin." When we look around us, we can see the sadness that sin brought into God's good world. So much in this world is not perfect or wonderful anymore! We've lost the special closeness with God, too. Yes, when sin came into the world, it spoiled so many things.

But would all this sin and sadness last forever? People certainly deserved it to. After all, they had turned away from God. Now people deserved His punishment, not His love. But God treats us so much better than we deserve! From the beginning, He had an amazing plan to bring sinful people like us back to Himself. How? He promised to send a Savior. That Savior was Jesus, God's own Son. Jesus lived a perfect life, then He gave it up as the full payment for sins as He suffered and died on the cross. On the third day, Jesus rose from the dead, showing He had really done it! He had beaten sin and death for God's people! We can become God's people, too, when we turn away from our sins and trust in Jesus as our Savior. Then, we will get to know God in our hearts; and one day, we will get to go live with God and enjoy all of His Perfect Wonderfulness forever!

In this unit, we will learn six truths about Jesus, our Savior.

### UNIT BIBLE VERSE: 1 Peter 3:18, ESV

"Christ suffered once for sins, the righteous for the unrighteous, that he might bring us to God."

### BIG QUESTION UNDER INVESTIGATION: What Did Jesus Come to Do?

**ANSWER:** Jesus Came to Bring Us to God!

#### OPTIONAL Big Question 9 INTRODUCTION LESSON (Use Hide 'n' Seek Kids Unit 9 Material)

Story: The Case of the Son Who Came Down *The Gospels*

Bible Verse: 1 Peter 3:18

#### BIBLE TRUTH 1: He Left His Home in Heaven to Save Us (3 Lessons Available)

Story: The Case of the Lover Who Left It All Behind *Luke 1-2; John 1,6*

Bible Verse: John 6:38

#### BIBLE TRUTH 2: He Never, Ever Disobeyed God (3 Lessons Available)

The Case of the Man Who Never Said "No" *The Gospels; Hebrews 4*

Bible Verse: Hebrews 4:15

#### BIBLE TRUTH 3: He Taught about God and Did Amazing Things

(3 Lessons Available)

Story: The Case of the Eyewitness *Luke 4:31ff; 5; 9:28-36; 11:23-24; John 2; 6:16-21; 11*

Bible Verse: John 6:68-69

#### BIBLE TRUTH 4: He Died on the Cross for the Sins of God's People (3 Lessons Available)

Story: The Case of the Great Price *Matthew 27; Mark 15; Luke 23; John 19*

Bible Verse: Hosea 13:14

#### ➔ BIBLE TRUTH 5: He Rose from the Dead (3 Lessons Available)

Story: The Case of the Unexpected Ending *Matthew 27-28; Mark 15-16; Luke 24; John 20-21*

Bible Verse: Luke 24:5-6

#### BIBLE TRUTH 6: He Went Up to Rule in Heaven (3 Lessons Available)

Story: The Case of the Fluffy Farewell *Matthew 27-28; Mark 15-16; Luke 23-24; John 19-20; Acts 1*

Bible Verse: Philippians 2:9-11

## Deep Down Detectives ESV Songs 9 Track Numbers

This is a listing of all songs mentioned in the unit curriculum. You may or may not choose to use all of the songs. They are listed in easy-reference order--NOT in the order used in the curriculum.

You may choose to simply burn a CD/load them onto an mp3 device in this order. Or, you may want to do what we do: choose the songs we want to use and create a play list of them in that order. Then, we burn a CD/upload the play list onto an mp3 device. A teacher only has to click forward to the next song, instead of hunting for the right track. The track number have been included as part of the title of each song, teachers will still have a reference to the track number listed in the curriculum (same as those listed below), even if you change the order on your customized play list.

### SONGS USED EVERY UNIT OF THE CURRICULUM

- 1 The Classroom Song v.1
- 2 The Classroom Song v.2
- 3 The Classroom Song v.3
- 4 The Classroom Song v.4
- 5 Deep Down Detectives Theme Song
- 6 The Classroom Rules Song
- 7 Let's Pray Song
- 8 The Big Question Box Song
- 9 The Bible Chant Song
- 10 ACTS Prayer Song (Short Version)
- 11 ACTS Prayer Song (Full Version)

#### Why the Extra Songs?

Deep Down Detectives is a curriculum used by a wide age-span of kids. Sometimes one of the other songs is a better fit for your kids. Or, you may simply want to teach them more songs on the same Bible Truth. Use as many or as few as you want.

### UNIT 9: JESUS, IMMANUEL, GOD WITH US

- 12 Big Q & A 9 Song
- 13 Big Question 9 Song: What Did Jesus Come to Do?
- 14 Big Question 9 Bible Verse Song: Christ Once Suffered for Sins 1 Peter 3:18, ESV (full version)
- 15 Big Question 9 Bible Verse Song: Christ Once Suffered for Sins 1 Peter 3:18, ESV (short version)
- 16 *Extra Big Question 9 Bible Verse Song: For Christ Suffered Once for Sin 1 Peter 3:18, ESV (other version)*
- 17 *Extra Big Question 9 Bible Verse Song: For God So Loved the World John 3:16, ESV*
- 18 Big Question 9 Hymn: To God Be the Glory, v.1
- 19 Big Question 9 Praise Song: Blessed Be the Name

#### What Did Jesus Come to Do?

#### Jesus Came to Bring Us to God...

#### Bible Truth 1: He Left His Home in Heaven to Save Us

- 20 Bible Verse: Down, Down, Down John 6:38, ESV
- 21 *Extra Bible Verse: The Word Became Flesh John 1:14 NIV 1984*
- 22 *Extra Bible Verse: Your Attitude Should Be Philippians 2:5-8, NIV 1984*

#### Bible Truth 2: He Never, Ever Disobeyed God

- 23 Bible Verse: Jesus Has Been Tempted Hebrews 4:15, ESV
- 24 *Extra Bible Verse: We Have a Great High Priest: Hebrews 4:14-15, NIV 1984*

#### Bible Truth 3: He Taught about God and Did Amazing Things

- 25 Bible Verse: Jesus Went Proclaimin' Matthew 4:23, ESV
- 26 *Extra Bible Verse: Lord, to Whom Shall We Go? John 6:68-69, ESV*
- 27 *Extra Bible Verse: Who Is This? Luke 8:25, NIV 1984*
- 28 *Extra Bible Verse: Jesus Said to Them: Matthew 16:15-16, ESV*

#### Bible Truth 4: He Died on the Cross for His People's Sins

- 29 Bible Verse: I Will Ransom Them Hosea 13:14, HCSB
- 30 *Extra Bible Verse: Blessed Are Those Romans 4:7-8, ESV*

#### Bible Truth 5: He Rose from the Dead

- 31 Bible Verse: Why Do You Seek? Luke 24:5-6, ESV
- 32 *Extra Bible Verse: I Am the Living One Revelation 1:17-18, ESV*
- 33 *Extra Bible Verse: He Is the Head of the Body Colossians 1:18, ESV*

#### Bible Truth 6: He Went Up to Rule in Heaven

- 34 Bible Verse: Gone into Heaven 1 Peter 3:21-22, ESV
- 35 *Extra Bible Verse: Jesus Christ Has Gone into Heaven 1 Peter 3:21-22, ESV (other version)*
- 36 *Extra Bible Verse Therefore God Exalted Him Philippians 2:9-11, NIV 1984*

listen to or download songs for free at <https://praisefactory.org>: Deep Down Detectives Music page

## Big Question 9, Bible Truth 5 Overview: Key Concepts

P.1

### Unit 9: Jesus, Immanuel, God with Us

**Unit Big Question (and Answer):** What Did Jesus Come to Do? Jesus Came to Bring Us to God!

**Unit Bible Verse:** “Christ suffered once for sins, the righteous for the unrighteous, that He might bring us to God.” 1 Peter 3:18, ESV

### Bible Truth 5 Concept: Jesus Came to Bring Us to God... He Rose from the Dead!

Jesus suffered on a cross for the sins of God’s people. He took the punishment for sins that they deserved so that they might become God’s dearly-loved people. Jesus died that day. His friends buried His body in a cave-grave. But death could not keep Jesus dead! On the third day, God raised up Jesus’ body from the grave. Yes, Jesus was alive, never to die again! He had beaten sin and death. He had made the way for us to come to God.

Now God’s people could have special closeness with God in their hearts. And when they died, they would go to live with God. And at the end of time, God would raise their bodies from their graves—just like He raised Jesus’ body. New and perfect bodies, ready to live with Him in a beautiful, new heaven and earth forever.

### Bible Truth 5 Bible Verse: Luke 24:5-6, ESV

“Why do you seek the living among the dead? He is not here, but has risen.”

**Learn a Little:** “He is not here; [He] has risen!”

### Meaning

The Bible tells us that on the third day after Jesus died, some women who loved Jesus went to the cave-grave where He was buried to take care of His dead body. But angels came and told them the good news: “Jesus is alive! He has risen from the dead!” Jesus was not in that cave at all! He was alive forevermore!

### Bible Truth 5 ACTS Prayer

- A** Jesus, we praise You for being our Savior. You came to bring us to God. We praise You for being powerful enough to beat sin and death!
- C** Jesus, we are all sinners who have chosen to disobey God and His good laws. We deserve His punishment. We need to turn to You for forgiveness. We need You to be our Savior!
- T** Thank You, Jesus, for dying on the cross to save all who trust in You as their Savior. Thank You for rising from the dead in victory! You show us that You really have beaten sin and death for all who turn away from their sins and trust in You as their Savior.
- S** Jesus, work in our hearts. Help us to turn away from our sins. Help us to trust in You as our Savior. Help us to love You and live for You more and more. Jesus, come back soon! We long for the day when You will bring sin and death to an end forever. Help us to be ready for that day! In Jesus’ name, we pray, Amen.

### Bible Truth 5 Story

**The Case of the Unexpected Ending** *Matthew 27-28; Mark 15-16; Luke 24; John 20-21*

**Big Question 9, Bible Truth 5 Overview: Key Concepts****p.2****Songs Used in Bible Truth 5**

Big Q & A 9 Song

Big Question 9 Song: What Did Jesus Come to Do?

Big Question 9 Bible Verse Song: Christ Once Suffered for Sins 1 Peter 3:18, ESV

*Extra Big Question 9 Bible Verse Song: For Christ Suffered Once for Sin*

*Extra Big Question 9 Bible Verse Song: For God So Loved the World John 3:16, ESV*

Big Question 9 Hymn: To God Be the Glory, v.1

Big Question 9 Praise Song: Blessed Be the Name

Bible Truth 5 Bible Verse: Why Do You Seek? Luke 24:5-6, ESV

Bible Truth 5 Extra Bible Verse: I Am the Living One Revelation 1:17-18, ESV

Bible Truth 5 Extra Bible Verse: He Is the Head of the Body Colossians 1:18, ESV

listen to or download songs for free at <https://praisefactory.org>: Deep Down Detectives Music page

**Lesson Plan: Big Question 9, Bible Truth 5**

use with all THREE lessons

**p.1****1. GETTING STARTED**

= follow the stars for a short &amp; simple lesson plan

<b>Intake</b>	
<b>Activity Ideas</b>	<b>Choose one of these open-ended activities to include children as they join the class:</b>
<b>Free Play Time</b> <i>suggestions in Appendix D</i>	Offer your own or some of the easy-to-make, free play activities suggested in Appendix D.
<b>OR Sing-along Music Time</b> <i>lyrics and sheet music, Appendix A</i>  <i>listen to or download songs for free at <a href="https://praisefactory.org: Deep Down Detectives Music page">https://praisefactory.org: Deep Down Detectives Music page</a></i>	<p>Music from Deep Down Detectives (DDD) ESV Songs 9:</p> <p>Big Q &amp; A 9 Song <span style="float: right;">DDD ESV Songs 9, track 12</span></p> <p>Big Question 9 Song <span style="float: right;">DDD ESV Songs 9, track 13</span></p> <p>Big Question 9 (Unit) Bible Verse Song:</p> <p>Christ Once Suffered for Sins 1 Peter 3:18, ESV (full version) <span style="float: right;">DDD ESV Songs 9, track 14</span></p> <p>Big Question 9 (Unit) Bible Verse Song:</p> <p>Christ Once Suffered for Sins 1 Peter 3:18, ESV (short version) <span style="float: right;">DDD ESV Songs 9, track 15</span></p> <p>Extra Big Question 9 (Unit) Bible Verse Song:</p> <p>For Christ Suffered Once for Sin 1 Peter 3:18, ESV (version 2) <span style="float: right;">DDD ESV Songs 9, track 16</span></p> <p>Extra Big Question 9 (Unit) Bible Verse Song:</p> <p>For God So Loved the World John 3:16, ESV <span style="float: right;">DDD ESV Songs 9, track 17</span></p> <p>Big Question 9 Hymn:</p> <p>To God Be the Glory, v.1 <span style="float: right;">DDD ESV Songs 9, track 18</span></p> <p>Big Question 9 Praise Song:</p> <p>Blessed Be the Name <span style="float: right;">DDD ESV Songs 9, track 19</span></p> <p>Bible Truth 5 Bible Verse Song:</p> <p>Why Do You Seek? Luke 24:5-6, ESV <span style="float: right;">DDD ESV Songs 9, track 31</span></p> <p>Bible Truth 5 Extra Bible Verse Song:</p> <p>I Am the Living One Revelation 1:17-18, ESV <span style="float: right;">DDD ESV Songs 9, track 32</span></p> <p>Bible Truth 5 Extra Bible Verse Song:</p> <p>He Is the Head of the Body Colossians 1:18, ESV <span style="float: right;">DDD ESV Songs 9, track 33</span></p> <p>Add more fun to Sing-along Music Time by adding a Music, Movement &amp; Memory Activity. These activities are listed on p.10 of this lesson plan with the Response Activities. Instructions found in Appendix B.</p>
<b>OR Bible Verse Memory Game</b> <i>instructions found in Appendix B</i>	<p>Lesson 1 Game: Simon Says How</p> <p>Lesson 2 Game: Roll 'n' Toss</p> <p>Lesson 3 Game: Block Clapping</p> <p>These activities are also included on p.10 of this lesson plan with the Response Activities.</p>
<b>2. OPENING CIRCLE TIME (introduce the Bible Truth and tell the related Bible story)</b>	
<b>Gathering the Children</b> <i>lyrics and sheet music, Appendix A</i>	<p>Sing verse 1 of The Classroom Song to gather the children for Circle Time.</p> <p><b>The Classroom Song, verse 1</b> <span style="float: right;">DDD ESV Songs 9, track 1</span></p> <p>Let's gather together to worship God, Let's gather together to worship God, Let's gather together to worship God, Come gather here with me!</p>
<b>Welcome to Deep Down Detectives</b>	"Welcome to Deep Down Detectives. We're so glad you've joined us! Detectives are people who look for answers to questions. In Deep Down Detectives, we look for answers to big questions about God. We dig deep down in the truths of God's Word to find them."



**2. OPENING CIRCLE TIME, continued**

= follow the stars for a short &amp; simple lesson plan

<p><b>Deep Down Detectives Theme Song</b></p> <p><i>lyrics and sheet music, Appendix A</i></p>	<p>"Let's sing our Deep Down Detectives Theme Song."</p> <p><b>★ Deep Down Detectives Theme Song</b> <span style="float: right;">DDD ESV Songs 9, track 5</span></p> <p>We're Deep Down Detectives, diggin' deep in God's Word, For truths about God and His plans for this world, We're seeking to love Him, with all of our heart, We're Deep Down Detectives! Come on! Let's start!</p>
<p><b>Classroom Rules Song</b></p> <p><i>lyrics and sheet music, Appendix A</i></p>	<p>There are two very important things that Deep Down Detectives do together: we worship God and we love one another. Our Classroom Rules Song reminds us how we should act. Let's sing it."</p> <p><b>Classroom Rules Song</b> <span style="float: right;">DDD ESV Songs 9, track 6</span></p> <p>Shh, be quiet while someone is talking, Raise your hand, if you have something to say, Don't touch your friend, sitting beside you, Obey your teachers, Be kind as you play. These are our classroom rules, These are our classroom rules, They help us worship God and love one another, These are our classroom rules.</p>
<p><b>Opening Prayer Time</b></p> <p><i>lyrics and sheet music, Appendix A</i></p>	<p>"Children, we need God's help to keep these rules. Let's ask Him to help us right now. Let's get ready and pray."</p> <p><b>Let's Pray</b> <span style="float: right;">DDD ESV Songs 9, track 7</span></p> <p>1-2-3! Fold your hands, Bow your head, Close your eyes. Let's pray! <i>(repeat)</i></p> <p>"Let's pray:"</p> <p><b>★ Opening Prayer</b></p> <p>Dear Lord, We're so glad to get to gather together to worship You! Please help us keep the classroom rules. Please help us to love You and learn about You today. In Jesus' name we pray. Amen.</p>

**Lesson Plan: Big Question 9, Bible Truth 5** use with all THREE lessons**p.3****2. OPENING CIRCLE TIME, continued**

= follow the stars for a short &amp; simple lesson plan

<p><b>Reveal the Big Question</b></p> <p><b>Introduce the Big Question Box/Briefcase</b></p> <p><i>lyrics and sheet music, Appendix A</i></p>	<p>"Detectives INVESTIGATE things. That means they ask questions and look for answers. Deep Down Detectives investigate big questions about God. The Big Question we are investigating today is right inside our Big Question Box/Briefcase.</p> <p><b>The Big Question Box Song</b> <span style="float: right;"><i>DDD ESV Songs 9, track 8</i></span></p> <p>We've got a big box, All closed up and locked, Filled with the truths of God's Word.</p> <p>We've got a brief case, There's no time to waste, Come on, kids, let's open it up!</p>
<p><b>The Big Question under Investigation</b></p> <p>VISUAL AID</p> <div data-bbox="203 819 272 894"></div> <div data-bbox="292 808 386 877"></div> <p>of BQB</p> <p><i>Big Question &amp; Answer Sign, front side</i></p> <p><i>*found in the DDD Unit 9 Visual Aids, ESV Book</i></p>	<p>Ok, who would like to open for me and pull out the Big Question?"</p> <p><i>Choose a child to open the box/briefcase, take out the Big Question and hand it to you, then hold up the Big Question sign for all the children to see, and say:</i></p> <p>★ The Big Question we are investigating today is Big Question Number 9:</p> <p><b>What Did Jesus Come to Do?</b> and the Answer is: <b>Jesus Came to Bring Us to God!</b></p>
<p><b>Big Question Meaning</b></p>	<p>★ In the beginning, God created the world perfectly. What a wonderful, special closeness people enjoyed with Him! Yes, it was "Perfect Wonderfulness" knowing God and living in His world. It could have stayed that way forever, but it did not. All of this perfection was broken when people disobeyed God. The big Bible word for disobeying God is "sin."</p> <p>When we look around us, we can see the sadness that sin brought into God's good world. So much in this world is not perfect or wonderful anymore! We've lost the special closeness with God, too. Yes, when sin came into the world, it spoiled so many things.</p> <p>But would all this sin and sadness last forever? People certainly deserved it to. After all, they had turned away from God. Now people deserved His punishment, not His love.</p> <p>But God treats us so much better than we deserve! From the beginning, He had an amazing plan to bring sinful people like us back to Himself. How? He promised to send a Savior. That Savior was Jesus, God's own Son. Jesus lived a perfect life, then He gave it up as the full payment for sins as He suffered and died on the cross. On the third day, Jesus rose from the dead, showing He had really done it! He had beaten sin and death for God's people! We can become God's people, too, when we turn away from our sins and trust in Jesus as our Savior. Then, we will get to know God in our hearts; and one day, we will get to go live with God and enjoy all of His Perfect Wonderfulness forever!</p>
<p><b>Big Question Songs</b></p> <p><b>Big Q &amp; A 9 Song</b></p> <p><i>lyrics and sheet music, Appendix A</i></p>	<p>★ "Let's sing our Big Question Song:</p> <p><b>Big Q &amp; A 9 Song</b> <span style="float: right;"><i>DDD ESV Songs 9, track 12</i></span></p> <p><i>(adapted version of "This Old Man")</i></p> <p><i>What did Jesus come to do?</i> <i>What did Jesus come to do?</i> <i>Jesus came to bring us to God.</i> <i>That's what Jesus came to do!</i></p>

**2. OPENING CIRCLE TIME, continued**

= follow the stars for a short &amp; simple lesson plan

**Learning about  
the Big Question  
(use one or both)***Repeat the Big Question and Answer again:**"What Did Jesus Come to Do? Jesus Came to Bring Us to God!"**Say: "Hmmm, I wonder what that means... Let's do our action rhyme/sing our song that explains it."**Then do the action rhyme or sing the song using any of the optional motions suggested, if desired.***Big Question  
Action Rhyme****Big Question 9 Action Rhyme****(POSSIBLE ACTIONS)***The LORD is not like anyone else.**He's not like you or me.**He Left His Home in Heaven to Save Us**I cannot touch or see.**He's very, very, VERY strong.**He knows everything,**He never does any wrong!**And He is with us all the time.**No matter where we may be.**Shake your head side to side in a "no"  
point out to someone else, then to self**close eyes**flex arm muscle**Touch head**Shake your head side to side in a "no"**Stretch your hands out wide***Big Question  
(Action Rhyme)  
Song***lyrics and sheet music,  
Appendix A***Big Question 9 (Action Rhyme) Song***DDD ESV Songs 9, track 13***(POSSIBLE ACTIONS)***Refrain:**Tell me, can anybody tell me,**Tell me, what the LORD is like?**Tell me, can anybody tell me,**Tell me, what the LORD is like?**Jesus Came to Bring Us to God,**Jesus Came to Bring Us to God,**Jesus Came to Bring Us to God,**Jesus Came to Bring Us to God,**Point out to others in a arc movement**Point up to God**Shake head "no"**Verse 1**He's Omniscient! (He knows all things)**Omnipresent! (He's everywhere you can be)**Omni-benevolent! (He's always good!)**and Omnipotent! (He can do all things!) Refrain**Touch head**Point out to others in a arc movement**hold up flexed arm**Verse 2**He's Immutable! (He never changes!)**He's Infallible! (He makes no mistakes!)**He's Infinite! (There's always more of Him to know!)**And purely Righteous!**(He has no sin! Not even a teeny, tiny speck!) Refrain**fold arms over chest and shake head "no"**extend out arms to each side**hand gesture for tiny, by place index and  
thumb of same hand a little space apart*

**Lesson Plan: Big Question 9, Bible Truth 5**

use with all THREE lessons

**p.5****2. OPENING CIRCLE TIME, continued**

= follow the stars for a short &amp; simple lesson plan

**Learning the Bible Truth**

VISUAL take out

AID

**#2**

of BQB

VISUAL AID

All the Bible Truths Sign

★ "Jesus Came to Bring Us to God" is a good beginning, but there's so more to learn. So it's time for us to dig down even deeper for more answers to our Big Question about God. We're going to be learning **SIX** Bible truths that all tell us more about Jesus.

Who would like to hand me the picture with our six Bible truths on it? It's in the Big Question Box/Briefcase." *Choose a child to get it and hand it to you, then hold it up and show them the pictures of the six truths they will be learning.*

**Bible Truth Clue**

VISUAL take out

AID

**#3**

of BQB

Bible Truth Clue Sign,  
front side  
VISUAL AID

After everyone has had a good look, say...

"Ok, we've learned four truths about Jesus. They are: "He Left His Home in Heaven to Save Us," "He Never, Ever Disobeyed God," "He Taught about God and Did Amazing Things," and, "He Died on the Cross for the Sins of God's People" (point to pictures as you identify each Bible Truth). Now let's look at our Bible Truth Clue sign and see if we can figure out which of these six truths we will be learning about today. Who would like to get it out of the Big Question Briefcase for me?"

*Choose a child to open the briefcase, take out the Bible Truth Clue sign and hand it to you. Hold up the front side for the children to see. Cover up the answer, written along the bottom, and say:*

**"What Did Jesus Come to Do?**

**Jesus Came to Bring Us to God!**

**He Rose from the ????!"**

**Hint**

We're missing one word. Here's the hint to what the missing word is. It says: "What is the opposite of being alive? It starts with a "d" and it rhymes with "red."

Can you guess? It's "Dead."

So the Bible Truth we are learning today is:

*(uncover answer from bottom of sign, show it to them and say:)*

★ **"What Did Jesus Come to Do?**

**Jesus Came to Bring Us to God!**

**He Rose from the DEAD!"**

**Bible Truth Meaning**

★ And here is what this Bible Truth means: *(read the meaning off of the back of the sign, say:)*

Jesus suffered on a cross for the sins of God's people. He took the punishment for sins that they deserved so that they might become God's dearly-loved people. Jesus died that day. His friends buried His body in a cave-grave. But death could not keep Jesus dead! On the third day, God raised up Jesus' body from the grave. Yes, Jesus was alive, never to die again! He had beaten sin and death. He had made the way for us to come to God.

Now God's people could have special closeness with God in their hearts. And when they died, they would go to live with God. And at the end of time, God would raise their bodies from their graves—just like He raised Jesus' body. New and perfect bodies, ready to live with Him in a beautiful, new heaven and earth forever.

**Lesson Plan: Big Question 9, Bible Truth 5** use with all THREE lessons

p.6

**2. OPENING CIRCLE TIME, continued**



= follow the stars for a short & simple lesson plan

**Learning the Bible Verse**

**The Bible Chant Song**

lyrics and sheet music,  
Appendix A

"And how do I know this is true? God tells me so in His special book, the Bible."

Say or sing the Bible Chant Song.

**The Bible Chant Song**

DDD ESV Songs 9, track 9

The Bible, the Bible,  
Let's get out the Bible.  
Let's hear what God has to say.  
The Bible, the Bible,  
God's given us the Bible.  
It's His Word for us to learn and obey! Yay!

**Bible Verse**

DDD 9.5 Bible Verse-front  
side (in the DDD Bible folder)

VISUAL AID Place verse in take out



of BQB  
DDD Bible Folder

\*found in the DDD Unit 9  
Visual Aids, ESV Book

"Who would like to get our Bible folder out of the Big Question Briefcase for me?"

Choose a child to open the briefcase, take out the "Bible" folder and hand it to you. Remove the Bible Verse Picture from the "Bible" folder and hold it up for all the children to see, then say:

Luke 24:5-6 tells us:



**Luke 24:5-6**

Why do you seek the living among the dead? He is not here, but has risen."

**Learn a Little:** "He is not here; [He] has risen!"

**Bible Verse Meaning**



**What does that mean?**

The Bible tells us that on the third day after Jesus died, some women who loved Jesus went to the cave-grave where He was buried to take care of His dead body. But angels came and told them the good news: "Jesus is alive! He has risen from the dead!" Jesus was not in that cave at all! He was alive forevermore!

2. OPENING CIRCLE TIME, continued



= follow the stars for a short & simple lesson plan

Bible Verse  
Song

lyrics and sheet music,  
Appendix A

You might also enjoy:

I Am the Living One  
Revelation 1:17-18, ESV  
DDD ESV Songs 9, track 32

and  
He Is the Head of the Body  
Colossians 1:18, ESV  
DDD ESV Songs 9, track 33

We’ve said our Bible verse, now let’s sing it!

Why Do You Seek? Luke 24:5,6

DDD ESV Songs 9, track 31

Why do you seek the living among the dead?  
Why do you seek the living among the dead?  
He’s not here, but has risen.  
Jesus has risen.  
Why do you seek the living among the dead?  
Why do you seek the living among the dead?  
Luke Twenty-four, five and six.



**Lesson Plan: Big Question 9, Bible Truth 5**

use with all THREE lessons

p.8

**2. OPENING CIRCLE TIME, continued**

= follow the stars for a short &amp; simple lesson plan

<b>Getting into the Case</b>	<p>"Now it's time to do a bit more deep down investigating. Let's see what Detective Dan wants us to help him figure out. Would someone like to get it out for me?"</p>
<b>Listening Assignments</b>  <div> <div>Place in</div> <div>take out</div> <div>   </div> <div>of BQB</div> </div>	<p><b>NOTE: Listening assignments are most suitable for ages 3+. Skip straight to the Bible story (see bottom of this page), if working with 2 year olds.</b></p> <p>"Let's open up our listening assignment and see what we are supposed to figure out today.</p> <p><i>Choose a child to take out the Listening Assignment (from the DDD Bible Folder) and hand it to you. Read Detective Dan's letter to the children that includes the listening assignment. The listening assignments are summarized below:</i></p>
<div> <div>VISUAL AID</div> <div>#5</div> <div>DDD Unit 9 Visual Aids, ESV</div> </div>	<p><b><u>Detective Dan's Lesson #1 Listening Assignment:</u></b></p> <p>I need to find out:</p> <ol style="list-style-type: none"> <li><b>1. How did Jesus die?</b></li> <li><b>2. What was unexpected about His death?</b></li> </ol>
<div> <div>VISUAL AID</div> <div>#6</div> <div>DDD Unit 9 Visual Aids, ESV</div> </div>	<p><b><u>Detective Dan's Lesson #2 Listening Assignment:</u></b></p> <p><b>Our Bible Verse is Luke 24:5-6, ESV</b></p> <p>"Why do you seek the living among the dead? He is not here, but has risen."</p> <p>I need to find out:</p> <ol style="list-style-type: none"> <li><b>1. Who was looking for a dead man? What did they find instead?</b></li> <li><b>2. What had happened to the dead man? Why?</b></li> </ol>
<div> <div>VISUAL AID</div> <div>#7A,B,C</div> <div> <i>*Listening Assignment #3 includes the Assignment Sheet, plus 6 clue pictures*</i> </div> <div>DDD Unit 9 Visual Aids, ESV</div> </div>	<p><b><u>Detective Dan's Lesson #3 Listening Assignment:</u></b></p> <p>I found six clues, but only 4 of them are in the story. They are: an angel; a cactus; a dead body; a soldier; an ambulance; and, a weeping woman. <i>Hold each of them up for the children to see as you identify them.</i></p> <p>I need to figure out:</p> <ol style="list-style-type: none"> <li><b>1. Which four belong in the story and which two don't?</b></li> <li><b>2. What did the weeping woman have to praise God about?</b></li> </ol>
<p><b>Tell the Bible Story</b></p> <div> <div>Place story &amp; pics in</div> <div>take out</div> <div>   </div> <div>of BQB</div> </div> <p>DDD Unit 9 Visual Aids, ESV</p> <p><b>Story text included in this book right after this lesson plan and in Visual Aids book</b></p>	<p>★ <b><i>Then say,</i></b> "Ok, Deep Down Detectives! Put on your best listening ears and see if you can hear the answers to Detective Dan's questions. When I finish telling the story, we will see if we can answer all the questions."</p> <p>★ <b>Bible Story: The Case of the Unexpected Ending</b>  <i>Matthew 27-28; Mark 15-16; Luke 24; John 20-21</i></p> <p><i>Read the Bible Truth story, putting up the storyboard pictures/using Story Scenes as you tell it. Then, have the children answer the listening assignment. Present the gospel and lead in prayer.</i></p> <p><i>*Answers to questions; the gospel; and, ACTS prayer are included with the story text.*</i></p>

**Lesson Plan: Big Question 9, Bible Truth 5**

use with all THREE lessons

**p.9****2. OPENING CIRCLE TIME, continued**

= follow the stars for a short &amp; simple lesson plan

<p><b>Story Response Song(s)</b></p> <p><b>Hymn</b></p> <p><i>lyrics and sheet music, Appendix A</i></p>	<p><i>As attention span and time allow, you might want to end with one of the following songs which also tie in with the unit. If desired, use the Music and Movement activity ideas while singing (listed with the Response Activities).</i></p> <p><b>To God Be the Glory</b> <span style="float: right;"><i>DDD ESV Songs 9, track 18</i></span></p> <p><b>Verse 1</b></p> <p>To God be the glory, great things He hath done; So loved He the world that He gave us His Son. Who yielded His life, an atonement for sin, And opened the lifegate that all may go in.</p> <p><b>Tie-in:</b> Children, oh what great things God has done for us! He sent Jesus to save us from our sins so we can be friends with God! Let's tell Him how great He is! Let's give God glory!</p>
<p><b>Praise Song</b></p> <p><i>lyrics and sheet music, Appendix A</i></p>	<p><b>Praise Song: Blessed Be the Name</b> <span style="float: right;"><i>DDD ESV Songs 9, track 19</i></span></p> <p>Blessed be the name, Blessed be the name, Blessed be the name of the Lord; Blessed be the name, Blessed be the name, Blessed be the name of the Lord.</p> <p><b>Tie-in:</b> "Children, how wonderful, how blessed is the name of Jesus! He came to take the punishment for disobeying for EVERYONE who says sorry to God, turns away from disobeying Him, and trusts in Jesus to save them. Let's praise! Let's bless His name, the Lord Jesus!"</p>

**3. TAKING ACTION: Response Activities** *(choose from among these activities)*

<p><b>Transition to Activities</b></p>	<p> Well, Deep Down Detectives, you've done a great job diggin' deep down for answers in the truths of God's Word. Now it's time to enjoy some activities."</p> <p><i>Tell children what activity/s you are providing for them: either free play or some of the response activities listed below. When you are ready to dismiss them, use this song to help the children transition in an orderly fashion to their next activity.</i></p>
<p><b>Classroom Song, verse 2</b></p> <p><i>lyrics and sheet music, Appendix A</i></p>	<p>"Children, let's sing our Time to Play Song. When we are finished you may get up and walk over to our next activity."</p> <p><b>Classroom Song, verse 2</b> <span style="float: right;"><i>DDD ESV Songs 9, track 2</i></span></p> <p>We've gathered together to worship God, We've gathered together to worship God, And now it's time to play.</p> <p><i>Dismiss the children to whatever activities you have prepared for them to do.</i></p>


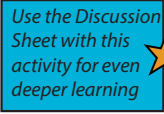

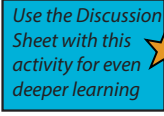

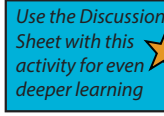


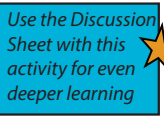

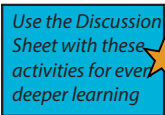

**Lesson Plan: Big Question 9, Bible Truth 5**

use with all THREE lessons

p.10

**3. TAKING ACTION: Response Activities** (choose from among these activities)




= short &amp; simple lesson plan

<b>Response Activities</b>	Choose one or more activities appropriate for your children, based on classroom time and developmental needs. <b>Add the Discussion Sheet to any activity for deeper learning.</b> 
<b>Bible Verse Memory Game</b>  <i>game directions, Appendix B</i>	<p>Though listed with the opening activities, you may choose to use this Bible verse game here instead (or as a repeat).</p> <ul style="list-style-type: none"> <li>Lesson 1 Game: Simon Says How</li> <li>Lesson 2 Game: Roll 'n' Toss</li> <li>Lesson 3 Game: Block Clapping</li> </ul> <div>   </div> <p>Discussion Questions</p>
<b>Music, Movement &amp; Memory Activity</b>  <i>game directions, Appendix B</i>	<p>A music activity that uses the songs from the Bible Truth and Big Question unit.</p> <ul style="list-style-type: none"> <li>DDD Songs for this Bible Truth, plus:</li> <li>Lesson 1 Activity: Lullabies, Bells and Lions</li> <li>Lesson 2 Activity: Musical Squares</li> <li>Lesson 3 Activity: Thumping Drums</li> </ul> <div>   </div> <p>Discussion Questions</p>
<b>Bible Story Review Game</b>  <i>game directions, Appendix B</i>	<p>A game that uses the storyboard pictures from the story to review the story.</p> <ul style="list-style-type: none"> <li>Lesson 1 Game: Missing in Action</li> <li>Lesson 2 Game: Treasure Hunt</li> <li>Lesson 3 Game: Look Who's Coming Down the Tracks</li> </ul> <div>   </div> <p>Discussion Questions</p>
<b>Coloring Pages/ Take Home Sheets</b>  <i>in Appendix C</i>  	<p>A coloring page related to the lesson assignment question is provided for each lesson. On the back of each are the key concepts, a few questions and a song for parents to use with their children.</p> <p>NOTE: Upgrade your coloring sheet to a more interesting craft by offering simple embellishments, such as jiggly eyes, craft sand, glitter, glitter glue, colored paper dots (made with a hole punch), fabric scraps, etc. Make cut-to-size glued-on clothes, hair, etc for characters by using a copy of the coloring sheet, cutting out the selected portions and making them the patterns for whatever you want to cut out of fabric, paper, foil, etc.</p> <ul style="list-style-type: none"> <li>Lesson 1 Coloring Sheet Emphasis: Bible Truth</li> <li>Lesson 2 Coloring Sheet Emphasis: Bible Verse</li> <li>Lesson 3 Coloring Sheet Emphasis: ACTS Prayer</li> </ul> <div>   </div> <p>Discussion Questions</p>
<b>Extra Crafts:</b> <b>Big Question Craft</b> <i>in Appendix C</i>  <b>Bible Verse Craft</b> <i>in Appendix C</i>  <b>Bible Story Puzzle</b> <i>in Appendix C</i>	<p><b>These crafts are slightly more complex than the coloring/take home sheets:</b></p> <p><b>The Bible Concept Go-and-Tell Craft</b> is a craft that summarizes the Bible concept and includes the Bible verse is included for those desiring more than a coloring sheet. This more complex craft will involve gluing, sticking, etc. Can be used at any time.</p> <p>The <b>Bible Story Coloring Sheet</b> provides a tie in between the Bible story and the Bible truth they are learning.</p> <p>The <b>Storyboard Picture Placement Page</b> has been made into a puzzle that can be cut out and re-assembled by the children. This provides a nice summary of the story.</p> <div>   </div> <p>Discussion Questions</p>
<b>Free Play Activities</b> <i>ideas in Appendix D</i>	<p>Offer your own or some of the easy-to-make, free play activities suggested in Appendix D.</p>

**Lesson Plan: Big Question 9, Bible Truth 5**

use with all THREE lessons

**p.11****4. CLOSING CIRCLE TIME** *(End-of-session activities for the last 5-10 minutes of class time)* = short & simple lesson plan

<p><b>Transition to Closing Circle</b></p> <p><b>Classroom Song, verse 3</b></p> <p><i>lyrics and sheet music, Appendix A</i></p>	<p><i>Use this song to help the children transition in an orderly fashion. Start singing this song and ask the children to gather with you for Closing Circle Time.</i></p> <p><b>Classroom Song, verse 3</b> <span style="float: right;"><i>DDD ESV Songs 9, track 3</i></span></p> <p>It's time to get ready to go and tell, It's time to get ready to go and tell, Come gather here with me.</p>
<p><b>Closing Circle Time</b></p> <p><b>Classroom Song, verse 4</b></p> <p><i>lyrics and sheet music, Appendix A</i></p>	<p><i>When children are settled in the circle, say:</i></p> <p>"It's almost time for your parents to come pick you up. And do you know what that means? It means.... (draw this out to build anticipation and excitement)...that it's almost time to go home and....it's almost time to...Go and Tell! We have learned some big news about God today. God wants us to take and tell it to the whole world!"</p> <p><b>Classroom Song, verse 4</b> <span style="float: right;"><i>DDD ESV Songs 9, track 4</i></span></p> <p>So what's our big news to go and tell, So what's our big news to go and tell, Can you tell me now?</p>
<p><b>Big News to Tell</b></p> <p><b>Big Question 9</b></p> <p><i>VISUAL AID</i></p> <p></p> <p><i>*found in the DDD Unit 9 Visual Aids, ESV Book</i></p> <p><i>lyrics and sheet music, Appendix A</i></p> <p><b>Big Question 9, Bible Truth 5</b></p> <p><i>VISUAL AID</i></p> <p></p>	<p>"Let's see....there's so much big news to tell! There's so much we've learned!</p> <p>First of all, can you tell me the answer to our <b>Big Question: "What Did Jesus Come to Do?"</b> <i>Hold up the Bible Truth Clue Picture.</i></p> <p>Say the answer with me: <b>"Jesus Came to Bring Us to God!"</b></p> <p><i>(If desired, you can sing one/both of the Big Question songs.)</i> <span style="float: right;"><i>DDD ESV Songs 9, tracks 12,13</i></span></p> <p>And what's one way He does this? What did we learn? <i>Point to the picture.</i></p> <p><b>He Rose from the Dead!</b></p> <p>"And how do I know this is true? Can you tell me?</p> <p>Say it with me: <b>"The Bible tells me so!"</b> That's right!</p>
<p><b>Big Question 9 Bible Truth 5 Bible Verse</b></p> <p><i>VISUAL AID</i></p> <p></p> <p><i>*found in the DDD Unit 9 Visual Aids, ESV Book</i></p> <p><i>lyrics and sheet music, Appendix A</i></p>	<p>We learned: <b>Luke 24:5-6:</b></p> <p>"Why do you seek the living among the dead? He is not here, but has risen."</p> <p><b>Learn a Little:</b> "He is not here; [He] has risen!"</p> <p>The Bible tells us that on the third day after Jesus died, some women who loved Jesus went to the cave-grave where He was buried to take care of His dead body. But angels came and told them the good news: "Jesus is alive! He has risen from the dead!" Jesus was not in that cave at all! He was alive forevermore!</p> <p><i>(If desired, you can sing the Bible verse song.)</i> <span style="float: right;"><i>DDD ESV Songs 9, track 31</i></span></p>

**4. CLOSING CIRCLE TIME, continued**

= follow the stars for a short &amp; simple lesson plan

<b>Closing ACTS Prayer Time</b>  <b>ACTS Prayer Chant</b>  <i>lyrics and sheet music, Appendix A</i>	<p><i>Let's ask God to help us to remember this and even tell others this good news. Let's get ready and pray our ACTS prayer.</i></p> <p><i>And what does ACTS mean? Let's sing/say our ACTS Prayer Chant!</i></p> <p><b>ACTS Prayer Chant Song</b> <span style="float: right;"><i>DDD ESV Songs 9, tracks 10,11</i></span></p> <p>A, Adoration, God, we praise You!  C, Confession, Forgive us our sins.  T, Thanksgiving, Thank You for Jesus,  S, Supplication, Help us to live like Him.</p> <p style="text-align: right;">That's the ACTS prayer, my friend,  Bow your head, Close your eyes, Shhh,  Let's begin.</p>
<b>Closing ACTS Prayer</b>	<p>"Let's pray!"</p> <p><i>Lead the children in the ACTS prayer for this Bible Truth.</i></p> <p><b>A</b> Jesus, we praise You for being our Savior. You came to bring us to God. We praise You for being powerful enough to beat sin and death!</p> <p><b>C</b> Jesus, we are all sinners who have chosen to disobey God and His good laws. We deserve His punishment. We need to turn to You for forgiveness. We need You to be our Savior!</p> <p><b>T</b> Thank You, Jesus, for dying on the cross to save all who trust in You as their Savior. Thank You for rising from the dead in victory! You show us that You really have beaten sin and death for all who turn away from their sins and trust in You as their Savior.</p> <p><b>S</b> Jesus, work in our hearts. Help us to turn away from our sins. Help us to trust in You as our Savior. Help us to love You and live for You more and more. Jesus, come back soon! We long for the day when You will bring sin and death to an end forever. Help us to be ready for that day! In Jesus' name, we pray, Amen.</p>
<b>5. TAKING IT HOME</b> <i>(Take Home Sheet)</i>	
<b>Clean up and Dismissal</b> ★	<p>"Now it's time to work together and clean up."  <i>Have the children join you in cleaning up the room.</i></p>
<b>Coloring Pages/ Take Home Sheets</b> ★  <i>in Appendix C</i>	<p><i>Give out the craft/take home sheet and any other papers from the session, as you dismiss children from class.</i></p> <p><i>(Reminder: The back side of the coloring page is the take home sheet for each lesson.)</i></p>
<b>Bible Story to Take-Home</b>  <i>in Appendix C</i>	<p>You may also want to include a copy of the story along with the take home sheet. (However, each coloring sheet/take home sheet includes a note to parents telling where they can download the story from the Parent Resources section on the website.</p>

**Bible Story for Big Question 9, Bible Truth 5** use with all THREE lessonsPlace  
story in

take out

**P.1****The Case of the Unexpected Ending***Matthew 27-28; Mark 15-16; Luke 24; John 20-21*

of BQB

**Story-telling Tips**

Ahead of time:

1. Read the Bible verses and story. Pray!
2. Choose story action cues and/or prepare storyboard figures, if using. (Included in Visual Aids book)
3. Practice telling story with the storyboard pictures, timing your presentation. Shorten, if necessary.

During your presentation:

1. Maintain as much eye contact as possible as you tell the story.
2. Put up storyboard figures/add story action cues as you tell the story. Allow the children to help you put them on the board, if desired.
3. Include the children in your story with a few questions about what they think will happen or words/concepts that might be new to them.
4. Watch the kids for signs that their attention span has been reached. Shorten, if necessary.

**INTRODUCTION/ LISTENING ASSIGNMENTS**

**"Our story is called: The Case of the Unexpected Ending. Here is your listening assignment."** Read from Detective Dan's Listening Assignment signs, but questions are summarized below:

**Detective Dan's Lesson #1 Listening Assignment:**

I need to find out:

1. How did Jesus die?
2. What was unexpected about His death?

**Detective Dan's Lesson #2 Listening Assignment:****Our Bible Verse is Luke 24:5-6, ESV***"Why do you seek the living among the dead? He is not here, but has risen."*

I need to find out:

1. Who was looking for a dead man? What did they find instead?
2. What had happened to the dead man? Why?

**Detective Dan's Lesson #3 Listening Assignment:**

I found six clues, but only 4 of them are in the story.

They are: an angel; a cactus; a dead body; a soldier; an ambulance; and, a weeping woman.

*Hold each of them up for the children to see as you identify them.*

I need to figure out:

1. Which four belong in the story and which two don't?
2. What did the weeping woman have to praise God about?

**Read the assignment questions, THEN SAY,**

*"Ok, Deep Down Detectives! Put on your best listening ears and see if you can hear the answers to Detective Dan's questions. When I finish telling the story, we will see if we can answer all the questions."*

*Read the Bible Truth story, answer questions, present the gospel and lead in prayer.**Answers to questions; the gospel; and, ACTS prayer are included with the story text.*



**Bible Story for Big Question 9, Bible Truth 5** use with all THREE lessons**P.2****The Case of the Unexpected Ending** *Matthew 27-28; Mark 15-16; Luke 24; John 20-21**Story with lines separating paragraphs (text in bold, optional interaction cues in italics)*

**Soldiers led Jesus and two robbers away to the hill called Golgotha, outside of Jerusalem. The soldiers put the three men up on crosses to be punished. Everyone knew what would come next. This was the end of Jesus.**

**Jesus' enemies were happy about this. "Jesus was a bad man. He was a fake Savior," they thought.**

**They said mean things to Jesus, as He hung on the cross: "You saved others, now save yourself, if you really are the Savior sent from God!" they shouted at Him. "Come down from that cross, if you can!"**

**But no matter what His enemies said or did to Him, Jesus did not come down. He stayed up on that cross and suffered and died.**

**Were those enemies right? Was Jesus just a fake Savior?**

*What do you think?*

**Jesus' followers were there, too, watching Jesus as He suffered and died on the cross. They were sad and confused. They believed Jesus was the REAL Savior, but they thought He had come to save God's people by getting rid of the Roman enemies and becoming the great, new, Messiah king in Israel.**

**They cried to see Jesus suffer and die. This wasn't what they thought should happen to Jesus! They had seen God's mighty power at work in Jesus. Would God use it now to rescue Jesus? Would God bring Jesus down off the cross and make Him king after all?**

*What do you think?*

**No, God would not. Jesus stayed up on that cross and suffered and died. But NOT because He was a fake as His enemies thought, and NOT because He failed to be the new king His followers thought He should be.**

**Jesus stayed on that cross because He loved God, His Father, and He loved God's people. Jesus WAS the Savior, and THIS was God's plan to save God's people. The cross was where Jesus CHOSE to be. He was suffering and dying there to take God's punishment for their sins, so they wouldn't have to. This was the only way they could be forgiven and could live forever with God as His people.**

**So, for three hours, from noon to three, Jesus hung on that cross. And as He did, the sun stopped shining and the land went dark. It was as if the very world was dark with the sadness of what Jesus was doing for God's people. "My God, My God, why have You forsaken Me?" Jesus cried out, as God's punishment for the sins of God's people bore down upon Him. These were the words the LORD had given King David, many years earlier, telling what Jesus would do to save God's people.**

**Oh, what a terrible price Jesus paid for the sins of God's people, as He hung on the cross! None of us could pay for our sins, even if we suffered a lifetime for them. Yet in just three hours, Jesus, the Son of God, paid for all of the sins of all of God's people with His perfect life. Such a lot of suffering in such a little time!**

**At last, Jesus cried out again. "It is finished," He said, as He breathed His last breath and died. The ground shook and the curtain in the Temple that separated God from the people tore in two. "Surely, this was the Son of God," exclaimed one soldier, who watched it all.**

*Story with lines separating paragraphs (text in bold, optional interaction cues in italics)*

Jesus' followers took Jesus' body down from the cross. They wrapped it in linen and nice-smelling spices and placed it in a cave-grave. They rolled the huge stone in place. Soldiers stood guard outside the cave-grave to make sure no one took Jesus' body. Jesus was dead and His enemies wanted to make sure everyone knew that.

Friday passed, then Saturday. Day One and Two. Jesus' body lay dead in that grave. "It is finished," Jesus' enemies happily thought. "Jesus is dead. His life is over. That fake is gone for good."

"It is finished," Jesus' friends sadly thought. "Jesus is dead. His life is over. The Messiah King is gone for good."

It certainly looked like Jesus' friends and enemies were both right. Jesus' life seemed finished. But they were both **WRONG!** They didn't understand what Jesus meant when He said, "It is finished." Jesus didn't mean His **LIFE** was finished. He meant His **JOB** was finished. He had finished suffering and dying for the sins of God's people. He had beaten sin and death for them. Jesus was **NOT** gone, only the sins of God's people were!

That's why on Sunday, Day Three, a mighty change happened in that dark cave-grave that neither Jesus' enemies nor His followers expected.

*What do you think was about to happen?*

Jesus had beaten sin and death, and death could no longer hold Him. God raised Him up and filled Him with new life. Off came the white, grave sheets wrapped around Jesus' body! Now Jesus had a new resurrection body, specially made to live forever in heaven. Jesus was alive forevermore! It was time to tell the world!

The ground had shaken when Jesus died, and now it shook again when He rose to life. An angel came down from heaven and rolled away the huge stone from the opening to the cave-grave. Oh, how terrified were those soldiers as they watched! What was going on?!!!

Jesus' friends were scared, too. "He's not here, He has risen! Look for yourselves," the angel told them. Yes, the cave-grave was empty! Jesus was alive!

Jesus appeared to many of His followers on that wonderful Sunday. He appeared to the women who had come to His grave to care for His dead body. "It is I! I am alive! I have risen from the dead!" Jesus told them. How happy they were!

Then, Jesus appeared to other of His friends, as they walked down the road to Emmaus. "God's Word promised I would suffer and die for God's people. Now, it is done!" Jesus told them. How happy they were! Jesus had beaten sin and death for God's people.

And last of all, Jesus appeared to ten of His closest followers on that wonderful Sunday, "It is I! I am alive! I have risen from the dead!" Jesus told them. How happy they were!

Now, they understood what had been finished when Jesus suffered and died on the cross. It wasn't Jesus' life but the punishment for the sins of God's people that was finished that day.

Yes, Jesus had beaten sin and death for God's people --all people who would ever turn away from disobeying God and trust in Jesus as their Savior. And now, because of what Jesus did on the cross, they could know and love God in their hearts through the Holy Spirit. And one day, they would get to live happy with God forever in heaven. Thank You, Jesus, for what You did for God's people! Thank You, for making the way for us to be God's people, too, when we turn from our sins and trust in You as our Savior.

**Cracking the Case:** (story wrap-up for Listening Assignments)

It's time to see how we did with our Listening Assignment.

**Detective Dan's Lesson 1 Listening Assignment:**

**1. How did Jesus die?** He suffered and died on a cross.  
**2. What was unexpected about His death?** Jesus died on a cross like a bad man, but He had done nothing wrong. On the third day, He rose up from the grave. He had beaten sin and death for God's people.

**For You and Me:**

Jesus died on the cross for the sins of God's people. He rose from the dead, proving He had really beaten sin and death for them. We can be God's people, too, if we turn away from our sins and trust in Jesus as our Savior.

**Detective Dan's Lesson 2 Listening Assignment:****Our Bible Verse is Luke 24:5-6, ESV:**

"Why do you seek the living among the dead? He is not here, but has risen."

**1. Who was looking for a dead man? What did they find instead?** Some women who were Jesus' friends went to the cave-grave to tend to His dead body. They didn't find His body. Instead, they found an angel and an empty cave-grave.

**2. What had happened to the dead man? Why?** Jesus had risen from the dead. He had beaten sin and death for God's people. God raised Him up from the dead to live forevermore. Death could not hold Him in the grave.

**For You and Me:**

Jesus died on the cross for the sins of God's people. He rose from the dead, proving He had really beaten sin and death for them. We can be God's people, too, if we turn away from our sins and trust in Jesus as our Savior.

**Detective Dan's Lesson 3 Listening Assignment:**

Our six clues were: an angel; a cactus; a dead body; a soldier; an ambulance; and, a weeping woman.

**1. Which four belong in our story?** The angel, the dead body, the soldier, and the weeping woman.

**2. What did the weeping woman have to praise God about?** She praised God for raising Jesus from the dead! She praised God for beating sin and death for God's people!

**For You and Me:**

Jesus died on the cross for the sins of God's people. He rose from the dead, proving He had really beaten sin and death for them. We can be God's people, too, if we turn away from our sins and trust in Jesus as our Savior.

**The Gospel** (story wrap-up if NOT using Listening Assignments)**Our Bible Truth is:****What Did Jesus Come to Do?****Jesus Came to Bring Us to God...****He Rose from the Dead!**

What did Jesus come to do? Jesus came to bring us to God... He rose from the dead. What a wonderful day it was when Jesus rose from the dead! That was the proof that Jesus had really paid for all of God's people's sins! You see, all people have chosen to disobey God and His good ways. No one lives the perfect life that pleases God. That is why we all deserve His punishment for our sins. God would have been perfectly fair to give us all His punishment for sins. But, He is so full of mercy and love that He chose to save His people through Jesus. Jesus died on the cross to take all the punishment for the sins of God's people. Jesus died and was buried that sad day; but, He didn't stay that way! On Day Three, God raised Jesus up from the dead. Jesus had really done it! He had beaten sin and death for God's people.

And Jesus was just the first! Now all of God's people --all who turn from their sins and trust in Jesus as their Savior -- get to share in Jesus' gifts of salvation. They get to know God in their hearts all the days of their lives. When they die, their spirits will go to live with God forever. And at the very end of time, God will give them another gift-- perfect, brand-new bodies, like Jesus' to enjoy forever. We, too, can be God's people when we turn away from our sins and trust in Jesus as our own Savior. *Close in prayer.*

**Closing ACTS Prayer**

- A** Jesus, we praise You for being our Savior. You came to bring us to God. We praise You for being powerful enough to beat sin and death!
- C** Jesus, we are all sinners who have chosen to disobey God and His good laws. We deserve His punishment. We need to turn to You for forgiveness. We need You to be our Savior!
- T** Thank You, Jesus, for dying on the cross to save all who trust in You as their Savior. Thank You for rising from the dead in victory! You show us that You really have beaten sin and death for all who turn away from their sins and trust in You as their Savior.
- S** Jesus, work in our hearts. Help us to turn away from our sins. Help us to trust in You as our Savior. Help us to love You and live for You more. Jesus, come back soon! We long for the day when You will bring sin and death to an end forever. Help us to be ready for that day! In Jesus' name, we pray, Amen.

**Go to Lesson Plan, p.9 for the script to the rest of the lesson.**

**Deep Down Discussion Sheet**use with all **THREE** lessonsUse with all  
response activities  
for deeper learning**P.1***Questions to aid discussion of the key concepts and for use in games*

Be familiar with these questions and answers. Look for opportunities to ask questions and discuss their answers, such as while the children work on their coloring pages, as part of their response games, or during play time. Remember: your goal isn't to ask all these questions or only talk to the children about these things. It's to be deliberate in having good conversations with them, however much or little you have.

<b>BIG QUESTION</b>	What Did Jesus Come to Do? Jesus Came to Bring Us to God!
<b>Meaning</b>	In the beginning, God created the world perfectly. What a wonderful, special closeness people enjoyed with Him! Yes, it was "Perfect Wonderfulness" knowing God and living in His world. It could have stayed that way forever, but it did not. All of this perfection was broken when people disobeyed God. The big Bible word for disobeying God is "sin." When we look around us, we can see the sadness that sin brought into God's good world. So much in this world is not perfect or wonderful anymore! We've lost the special closeness with God, too. Yes, when sin came into the world, it spoiled so many things. But would all this sin and sadness last forever? People certainly deserved it to. After all, they had turned away from God. Now people deserved His punishment, not His love. But God treats us so much better than we deserve! From the beginning, He had an amazing plan to bring sinful people like us back to Himself. How? He promised to send a Savior. That Savior was Jesus, God's own Son. Jesus lived a perfect life, then He gave it up as the full payment for sins as He suffered and died on the cross. On the third day, Jesus rose from the dead, showing He had really done it! He had beaten sin and death for God's people! We can become God's people, too, when we turn away from our sins and trust in Jesus as our Savior. Then, we will get to know God in our hearts; and one day, we will get to go live with God and enjoy all of His Perfect Wonderfulness forever!
<b>Discussion Questions</b>	<ol style="list-style-type: none"> <li>1. What did Jesus come to do? <i>Jesus came to bring us to God!</i></li> <li>2. Who did people have a wonderful closeness with in the beginning? <i>With God.</i></li> <li>3. What did people do that caused the wonderful closeness with God to end? <i>They disobeyed Him.</i></li> <li>4. What did all people deserve for disobeying God? <i>God's punishment that keeps them separated from Him and all His goodness forever. How sad!</i></li> <li>5. Who did God send to bring His people to Him? <i>Jesus.</i></li> <li>6. What did Jesus take for God's people on the cross? <i>The punishment for their sins.</i></li> <li>7. What happens to us when we turn away from our sins and trust Jesus as our Savior? <i>God forgives our sins. He makes us His people. We have special closeness with God now. Then, when our bodies die, we will go on living happily with God forever.</i></li> </ol>
<b>BIBLE TRUTH</b>	Jesus Came to Bring Us to God... He Rose from the Dead!
<b>Meaning</b>	Jesus suffered on a cross for the sins of God's people. He took the punishment for sins that they deserved so that they might become God's dearly-loved people. Jesus died that day. His friends buried His body in a cave-grave. But death could not keep Jesus dead! On the third day, God raised up Jesus' body from the grave. Yes, Jesus was alive, never to die again! He had beaten sin and death. He had made the way for us to come to God. Now God's people could have special closeness with God in their hearts. And when they died, they would go to live with God. And at the end of time, God would raise their bodies from their graves—just like He raised Jesus' body. New and perfect bodies, ready to live with Him in a beautiful, new heaven and earth forever.
<b>Discussion Questions</b>  <i>choose a few</i>	<ol style="list-style-type: none"> <li>1. Was Jesus a sinner? <i>No.</i></li> <li>2. Did Jesus ever disobey God? <i>No.</i></li> <li>3. Whose punishment for sins did Jesus take when He died on the cross? <i>That of God's people.</i></li> <li>4. What did Jesus' friends do with Jesus' body when He died? <i>Buried it in a cave grave.</i></li> <li>5. Did Jesus stay dead? <i>No, He did not.</i></li> <li>6. Why didn't Jesus stay dead? <i>He beat sin and death on the cross, so God raised up His body. He was alive forever and ever.</i></li> <li>7. Who did Jesus beat death for? <i>All of God's people.</i></li> <li>8. How can we be God's people? <i>By turning away from our sins and trusting in Jesus as our Savior.</i></li> <li>9. What will God's people enjoy because of Jesus? <i>Special closeness with God in their hearts now. Then when they die, their spirits will go to live with God forever. And on the last day when Jesus comes back, God will raise their bodies from their graves and make them brand-new and perfect, ready to live with Him in the new heaven and earth forever.</i></li> </ol>



**Deep Down Discussion Sheet**

use with all THREE lessons

**P.2***Questions to aid discussion of the key concepts and for use in games*

<b>THE GOSPEL</b>	<p>What is God's good news for you and me? <i>The gospel! What Did Jesus Come to Do? Jesus Came to Bring Us to God... He Rose from the Dead! What a wonderful day it was when Jesus rose from the dead! That was the proof that Jesus had really paid for all of God's people's sins! You see, all people have chosen to disobey God and His good ways. No one lives the perfect life that pleases God. That is why we all deserve His punishment for our sins. God would have been perfectly fair to give us all His punishment for sins. But, He is so full of mercy and love that He chose to save His people through Jesus. Jesus died on the cross to take all the punishment for the sins of God's people. Jesus died and was buried that sad day; but, He didn't stay that way! On Day Three, God raised Jesus up from the dead. Jesus had really done it! He had beaten sin and death for God's people. And Jesus was just the first! Now all of God's people --all who turn from their sins and trust in Jesus as their Savior -- get to share in Jesus' gifts of salvation. They get to know God in their hearts all the days of their lives. When they die, their spirits will go to live with God forever. And at the very end of time, God will give them another gift-- perfect, brand-new bodies, like Jesus' to enjoy forever. We, too, can be God's people when we turn away from our sins and trust in Jesus as our own Savior.</i></p>
<b>BIBLE TRUTH BIBLE VERSE</b>  <b>Meaning</b>  <b>Discussion Questions</b>	<p>"Why do you seek the living among the dead? He is not here, but has risen."--Luke 24:5-6, ESV</p> <p><b>Learn a Little:</b> "He is not here; [He] has risen!"</p> <p>The Bible tells us that on the third day after Jesus died, some women who loved Jesus went to the cave-grave where He was buried to take care of His dead body. But angels came and told them the good news: "Jesus is alive! He has risen from the dead!" Jesus was not in that cave at all! He was alive forevermore!</p> <ol style="list-style-type: none"> <li>1. Who was looking for a dead person? <i>Some women who were Jesus' friends/disciples.</i></li> <li>2. Who was the dead person they were looking for? <i>Jesus.</i></li> <li>3. What had happened to Jesus? <i>He had risen from the dead.</i></li> <li>4. What did Jesus show He had beaten when He rose from the dead? <i>Sin and death for God's people.</i></li> <li>5. How long would Jesus be alive this time? <i>Forever!</i></li> <li>6. How can we become one of God's people? <i>By turning away from our sins and trusting in Jesus as our Savior.</i></li> </ol>
<b>BIBLE STORY</b>	<p><b>The Case of the Unexpected Ending</b></p> <ol style="list-style-type: none"> <li>1. Who knew that Jesus was dead? <i>Everyone did. Jesus' enemies and friends both saw Him suffer and die on the cross.</i></li> <li>2. What did they do with Jesus' body after He died? <i>They wrapped it in linen and put it in a grave cave.</i></li> <li>3. What did they do to make sure that Jesus' body stayed in the grave cave? <i>They rolled a big stone across the hole and had soldiers stand watch and guard.</i></li> <li>4. What happened to Jesus on third day, that wonderful Sunday? <i>God raised Jesus from the dead. He had beaten sin and death for God's people! He gave Him a new life resurrection body, especially made for heaven. Jesus got up from the grave cave and left!</i></li> <li>5. What scared the soldiers on that wonderful Sunday when Jesus rose from the dead? <i>The big earthquake and the angel who came down from heaven and rolled the stone away.</i></li> <li>6. Who did Jesus talk to on that wonderful Sunday? <i>Many of His close friends.</i></li> <li>7. How can we become one of God's people? <i>By turning away from our sins and trusting in Jesus as our Savior.</i></li> </ol>

# **DEEP DOWN DETECTIVES**

**Curriculum Resources  
for Unit 9, Bible Truth 6:**



**What Did Jesus Come to Do?  
Jesus Came to Bring Us to God...**

**He Went Up to Rule in Heaven!**



## Session Prep (especially good for newbies!)

### Pray!



Pray for the Holy Spirit to be at work in your and the children's hearts.

### Review



If new to the curriculum, look at the **Getting Started with Deep Down Detectives section of the Core Curriculum book.** (p.5) It will be especially helpful to read through the Deep Down Detectives section of **The Praise Factory Tour: Extended Version Book.** This is a visual way to understand what goes on in the classroom. (A pdf of the book is found in the samples section on the website.)

### Look through and Learn the Lesson



Read over **lesson plan.** Practice any **songs or action rhymes** you are using. Choose/make up motions to go with these. Choose less with younger children and more with older preschoolers. **Practice the lesson with the visual aids** and using the Big Question Box/Briefcase.

### Read and Rehearse the Bible Story with Pictures



Read the Bible story from the Bible. Read the curriculum version. Practice telling it with the storyboard pictures. (If you have not previously laminated the story pictures, do that now.) Or, rehearse it from the Simple Story Scenes, if you are using those.

### Let There Be Music



Download the music and listen to the songs. Choose which of the songs you will use with the children. If using live musicians, make sure they have the sheet music (Appendix A, Core Curriculum book).

### Put the Props in Place



1. Prepare your Visual Aids. Put the Big Question, Unit Bible Truths, Bible Truth, Bible Verse, and Listening Assignment signs, as well as the Bible Story script in one side of the Bible folder.
2. Get out your storyboard. If using Simple Story Scenes, put these in your Bible Folder. Or, if using the individual storyboard figures, put all background pictures in place (they have a BG by the number). Put the rest of the storyboard pictures (these have a SB by the number) in order of use in the other side of the Bible folder.
3. Put the DDD Bible Folder as well as the Big Question sign in the Big Question Box/Briefcase and shut it. If your box/briefcase has locks and you want to use the unlocking the box as part of your session, lock it now....but make sure you have the key or know the code first.
4. Prepare the music CD or sheet music or mp3 device for use in your session.

### Set Out Free Play Activities



Choose and set up free time activities you will use with the children. Choose a variety of different activities that will be enjoyed by different types of children. Rotate the activities you provide to keep them interesting and fresh to your children. (Suggestions in Appendix D, Core Curriculum books.)

### Prepare Any Activities



Choose which (if any) of the Bible Truth games and crafts activities you want to use in the session. Bear in mind your time frame as well as the developmental abilities and attention span of your children as you decide which/how many to prepare. **Look over the Discussion Sheet** and choose a few questions you might use to spark discussion with the children as they do their activities (especially good for ages 3's+). Pray for God to give you opportunities to talk about these things with the children.

### Let Them Take It with Them



Make copies of the craft/take home sheets, if you are not already using them as one of your activities. You may also want to make copies of the story (see take-home version of each story included in Appendix C with the other take home resources) to have for parents to use with their children at home. There's a link on each craft/take home sheet to the story, if you don't make hard copies.

### Store It



After your session is over, collect the resources and store them for future use. This curriculum can be used over and over for years to come.

## Unit 9: Jesus, Immanuel, God with Us

### UNIT OVERVIEW

In the beginning, God created the world perfectly. What a wonderful, special closeness people enjoyed with Him! Yes, it was “Perfect Wonderfulness” knowing God and living in His world. It could have stayed that way forever, but it did not. All of this perfection was broken when people disobeyed God. The big Bible word for disobeying God is “sin.” When we look around us, we can see the sadness that sin brought into God’s good world. So much in this world is not perfect or wonderful anymore! We’ve lost the special closeness with God, too. Yes, when sin came into the world, it spoiled so many things.

But would all this sin and sadness last forever? People certainly deserved it to. After all, they had turned away from God. Now people deserved His punishment, not His love. But God treats us so much better than we deserve! From the beginning, He had an amazing plan to bring sinful people like us back to Himself. How? He promised to send a Savior. That Savior was Jesus, God’s own Son. Jesus lived a perfect life, then He gave it up as the full payment for sins as He suffered and died on the cross. On the third day, Jesus rose from the dead, showing He had really done it! He had beaten sin and death for God’s people! We can become God’s people, too, when we turn away from our sins and trust in Jesus as our Savior. Then, we will get to know God in our hearts; and one day, we will get to go live with God and enjoy all of His Perfect Wonderfulness forever!

In this unit, we will learn six truths about Jesus, our Savior.

### UNIT BIBLE VERSE: 1 Peter 3:18, ESV

“Christ suffered once for sins, the righteous for the unrighteous, that he might bring us to God.”

### BIG QUESTION UNDER INVESTIGATION: What Did Jesus Come to Do?

**ANSWER:** Jesus Came to Bring Us to God!

#### OPTIONAL Big Question 9 INTRODUCTION LESSON (Use Hide ‘n’ Seek Kids Unit 9 Material)

Story: The Case of the Son Who Came Down *The Gospels*

Bible Verse: 1 Peter 3:18

#### BIBLE TRUTH 1: He Left His Home in Heaven to Save Us (3 Lessons Available)

Story: The Case of the Lover Who Left It All Behind *Luke 1-2; John 1,6*

Bible Verse: John 6:38

#### BIBLE TRUTH 2: He Never, Ever Disobeyed God (3 Lessons Available)

The Case of the Man Who Never Said “No” *The Gospels; Hebrews 4*

Bible Verse: Hebrews 4:15

#### BIBLE TRUTH 3: He Taught about God and Did Amazing Things

(3 Lessons Available)

Story: The Case of the Eyewitness *Luke 4:31ff; 5; 9:28-36; 11:23-24; John 2; 6:16-21; 11*

Bible Verse: John 6:68-69

#### BIBLE TRUTH 4: He Died on the Cross for the Sins of God’s People (3 Lessons Available)

Story: The Case of the Great Price *Matthew 27; Mark 15; Luke 23; John 19*

Bible Verse: Hosea 13:14

#### BIBLE TRUTH 5: He Rose from the Dead (3 Lessons Available)

Story: The Case of the Unexpected Ending *Matthew 27-28; Mark 15-16; Luke 24; John 20-21*

Bible Verse: Luke 24:5-6



#### BIBLE TRUTH 6: He Went Up to Rule in Heaven (3 Lessons Available)

Story: The Case of the Fluffy Farewell *Matthew 27-28; Mark 15-16; Luke 23-24; John 19-20; Acts 1*

Bible Verse: Philippians 2:9-11

## Deep Down Detectives ESV Songs 9 Track Numbers

This is a listing of all songs mentioned in the unit curriculum. You may or may not choose to use all of the songs. They are listed in easy-reference order--NOT in the order used in the curriculum.

You may choose to simply burn a CD/load them onto an mp3 device in this order. Or, you may want to do what we do: choose the songs we want to use and create a play list of them in that order. Then, we burn a CD/upload the play list onto an mp3 device. A teacher only has to click forward to the next song, instead of hunting for the right track. The track number have been included as part of the title of each song, teachers will still have a reference to the track number listed in the curriculum (same as those listed below), even if you change the order on your customized play list.

### SONGS USED EVERY UNIT OF THE CURRICULUM

- 1 The Classroom Song v.1
- 2 The Classroom Song v.2
- 3 The Classroom Song v.3
- 4 The Classroom Song v.4
- 5 Deep Down Detectives Theme Song
- 6 The Classroom Rules Song
- 7 Let's Pray Song
- 8 The Big Question Box Song
- 9 The Bible Chant Song
- 10 ACTS Prayer Song (Short Version)
- 11 ACTS Prayer Song (Full Version)

#### Why the Extra Songs?

Deep Down Detectives is a curriculum used by a wide age-span of kids. Sometimes one of the other songs is a better fit for your kids. Or, you may simply want to teach them more songs on the same Bible Truth. Use as many or as few as you want.

### UNIT 9: JESUS, IMMANUEL, GOD WITH US

- 12 Big Q & A 9 Song
- 13 Big Question 9 Song: What Did Jesus Come to Do?
- 14 Big Question 9 Bible Verse Song: Christ Once Suffered for Sins 1 Peter 3:18, ESV (full version)
- 15 Big Question 9 Bible Verse Song: Christ Once Suffered for Sins 1 Peter 3:18, ESV (short version)
- 16 *Extra Big Question 9 Bible Verse Song: For Christ Suffered Once for Sin 1 Peter 3:18, ESV (other version)*
- 17 *Extra Big Question 9 Bible Verse Song: For God So Loved the World John 3:16, ESV*
- 18 Big Question 9 Hymn: To God Be the Glory, v.1
- 19 Big Question 9 Praise Song: Blessed Be the Name

#### What Did Jesus Come to Do?

#### Jesus Came to Bring Us to God...

#### Bible Truth 1: He Left His Home in Heaven to Save Us

- 20 Bible Verse: Down, Down, Down John 6:38, ESV
- 21 *Extra Bible Verse: The Word Became Flesh John 1:14 NIV 1984*
- 22 *Extra Bible Verse: Your Attitude Should Be Philippians 2:5-8, NIV 1984*

#### Bible Truth 2: He Never, Ever Disobeyed God

- 23 Bible Verse: Jesus Has Been Tempted Hebrews 4:15, ESV
- 24 *Extra Bible Verse: We Have a Great High Priest: Hebrews 4:14-15, NIV 1984*

#### Bible Truth 3: He Taught about God and Did Amazing Things

- 25 Bible Verse: Jesus Went Proclaimin' Matthew 4:23, ESV
- 26 *Extra Bible Verse: Lord, to Whom Shall We Go? John 6:68-69, ESV*
- 27 *Extra Bible Verse: Who Is This? Luke 8:25, NIV 1984*
- 28 *Extra Bible Verse: Jesus Said to Them: Matthew 16:15-16, ESV*

#### Bible Truth 4: He Died on the Cross for His People's Sins

- 29 Bible Verse: I Will Ransom Them Hosea 13:14, HCSB
- 30 *Extra Bible Verse: Blessed Are Those Romans 4:7-8, ESV*

#### Bible Truth 5: He Rose from the Dead

- 31 Bible Verse: Why Do You Seek? Luke 24:5-6, ESV
- 32 *Extra Bible Verse: I Am the Living One Revelation 1:17-18, ESV*
- 33 *Extra Bible Verse: He Is the Head of the Body Colossians 1:18, ESV*

#### Bible Truth 6: He Went Up to Rule in Heaven

- 34 Bible Verse: Gone into Heaven 1 Peter 3:21-22, ESV
- 35 *Extra Bible Verse: Jesus Christ Has Gone into Heaven 1 Peter 3:21-22, ESV (other version)*
- 36 *Extra Bible Verse Therefore God Exalted Him Philippians 2:9-11, NIV 1984*

listen to or download songs for free at <https://praisefactory.org>: Deep Down Detectives Music page

## Big Question 9, Bible Truth 6 Overview: Key Concepts

P:1

### Unit 9: Jesus, Immanuel, God with Us

**Unit Big Question (and Answer):** What Did Jesus Come to Do? Jesus Came to Bring Us to God!

**Unit Bible Verse:** “Christ suffered once for sins, the righteous for the unrighteous, that He might bring us to God.” 1 Peter 3:18, ESV

### Bible Truth 6 Concept: Jesus Came to Bring Us to God... He Went Up to Rule in Heaven!

After Jesus rose from the dead, He appeared to His followers many times. He showed them from the Bible why He had to suffer and die on the cross. He showed them how He had completed all of God’s plans to save God’s people. Jesus also told them God’s plans for them. They were to go to into the whole world, urging everyone to turn away from their sins and trust in Him as their Savior. God would use them to save His people from every part of the world.

After Jesus finished teaching His followers all these things, He went home to heaven. At last, once more, Jesus shone with the bright shininess of God’s glorious goodness. At last, once more, He delighted in all of the Perfect Wonderfulness of God—that closest, most wonderful love that He had fully enjoyed with God, the Father, and God, the Holy Spirit, before He had gone to earth to be our Savior.

Jesus’ work on earth was done, but not His work in heaven. Jesus now reigns as king over the whole universe --the King of kings and Lord of lords. He prays and cares for God’s people as God’s plan for them keeps being worked out here on earth. Jesus is there ruling and caring for God’s people even now! And one day, He will come back to earth. He will put an end to sin and death forever. And in the new heaven and earth God will make, He will live face-to-face with God’s people forever. That will be best of all! We can be God’s people when we turn away from our sins and trust in Jesus as our Savior.

### Bible Truth 6 Bible Verse: 1 Peter 3:21-22

“Jesus Christ, who has gone into heaven and is at the right hand of God, with angels, authorities, and powers having been subjected to him.”

**Learn a Little:** “Jesus Christ ... has gone into heaven and is at the right hand of God.”

### Meaning

The Bible tells us that after Jesus rose from the dead, He taught His disciples many things from the Bible. But at last, when Jesus finished teaching them, He went up to heaven and began His rule as king, just as God promised He would in the Bible.

That’s what being at the right hand of God means. That’s a Bible way of saying that Jesus is ruling as the promised, great King who would beat sin and death and save God’s people--all who turn away from their sins and trust in Him as their Savior. (That can even be you and me!).

And that what Jesus is still doing even now. He is ruling over everything—not just all people, but all of the angels and other heavenly powers. He is King of Kings and Lord of Lords!

### Bible Truth 6 ACTS Prayer

- A** Jesus, we praise You for being our Savior. You came to bring us to God. You died and rose again. You went up to heaven. We praise You for being our great King of Kings who rules over everything.
- C** Jesus, we are all sinners who have chosen to disobey God and His good laws. We deserve His punishment. We need to turn to You for forgiveness. We need You to be our Savior!
- T** Thank You, Jesus, for dying on the cross and for rising from the dead in victory! Thank You for ruling over all things from heaven. Thank You for the promise that You will come back one day and bring an end to sin and death forever.
- S** Jesus, work in our hearts. Help us to turn away from our sins. Help us to trust in You as our Savior. We want to become God’s people. Jesus, come back soon! We long for the day when You will bring sin and death to an end forever, and will rule as the great forever king over God’s kingdom. Help us to be ready for that day! In Jesus’ name, we pray, Amen.

### Bible Truth 6 Story

**The Case of the Fluffy Farewell** *Matthew 27-28; Mark 15-16; Luke 23-24; John 19-20; Acts 1*

**Big Question 9, Bible Truth 6 Overview: Key Concepts****p.2****Songs Used in Bible Truth 6**

Big Q & A 9 Song

Big Question 9 Song: What Did Jesus Come to Do?

Big Question 9 Bible Verse Song: Christ Once Suffered for Sins 1 Peter 3:18, ESV

*Extra Big Question 9 Bible Verse Song: For Christ Suffered Once for Sin*

*Extra Big Question 9 Bible Verse Song: For God So Loved the World John 3:16, ESV*

Big Question 9 Hymn: To God Be the Glory, v.1

Big Question 9 Praise Song: Blessed Be the Name

Bible Truth 6 Bible Verse: Gone into Heaven 1 Peter 3:21-22, ESV

Bible Truth 6 Extra Bible Verse: Jesus Christ Has Gone into Heaven 1 Peter 3:21-22, ESV (other version)

Bible Truth 6 Extra Bible Verse Therefore God Exalted Him Philippians 2:9-11, NIV 1984

listen to or download songs for free at <https://praisefactory.org>: Deep Down Detectives Music page

**Lesson Plan: Big Question 9, Bible Truth 6**

use with all THREE lessons

**p.1****1. GETTING STARTED**

= follow the stars for a short &amp; simple lesson plan

<b>Intake</b>	
<b>Activity Ideas</b>	<b>Choose one of these open-ended activities to include children as they join the class:</b>
<b>Free Play Time</b> <i>suggestions in Appendix D</i>	Offer your own or some of the easy-to-make, free play activities suggested in Appendix D.
<b>OR Sing-along Music Time</b> <i>lyrics and sheet music, Appendix A</i>  <i>listen to or download songs for free at <a href="https://praisefactory.org/DeepDownDetectivesMusicpage">https://praisefactory.org/DeepDownDetectivesMusicpage</a></i>	<p>Music from Deep Down Detectives (DDD) ESV Songs 9:</p> <p>Big Q &amp; A 9 Song <span style="float: right;"><i>DDD ESV Songs 9, track 12</i></span></p> <p>Big Question 9 Song <span style="float: right;"><i>DDD ESV Songs 9, track 13</i></span></p> <p>Big Question 9 (Unit) Bible Verse Song:</p> <p>Christ Once Suffered for Sins 1 Peter 3:18, ESV (full version) <span style="float: right;"><i>DDD ESV Songs 9, track 14</i></span></p> <p>Big Question 9 (Unit) Bible Verse Song:</p> <p>Christ Once Suffered for Sins 1 Peter 3:18, ESV (short version) <span style="float: right;"><i>DDD ESV Songs 9, track 15</i></span></p> <p>Extra Big Question 9 (Unit) Bible Verse Song:</p> <p>For Christ Suffered Once for Sin 1 Peter 3:18, ESV (version 2) <span style="float: right;"><i>DDD ESV Songs 9, track 16</i></span></p> <p>Extra Big Question 9 (Unit) Bible Verse Song:</p> <p>For God So Loved the World John 3:16, ESV <span style="float: right;"><i>DDD ESV Songs 9, track 17</i></span></p> <p>Big Question 9 Hymn:</p> <p>To God Be the Glory, v.1 <span style="float: right;"><i>DDD ESV Songs 9, track 18</i></span></p> <p>Big Question 9 Praise Song:</p> <p>Blessed Be the Name <span style="float: right;"><i>DDD ESV Songs 9, track 19</i></span></p> <p>Bible Truth 6 Bible Verse Song:</p> <p>Gone into Heaven 1 Peter 3:21-22, ESV <span style="float: right;"><i>DDD ESV Songs 9, track 34</i></span></p> <p>Extra Bible Truth 6 Bible Verse Song:</p> <p>Jesus Christ Has Gone into Heaven 1 Peter 3:21-22, ESV <span style="float: right;"><i>DDD ESV Songs 9, track 35</i></span></p> <p>Extra Bible Truth 6 Bible Verse Song:</p> <p>Therefore God Exalted Him Philippians 2:9-11, NIV 1984 <span style="float: right;"><i>DDD ESV Songs 9, track 36</i></span></p> <p><i>Add more fun to Sing-along Music Time by adding a Music, Movement &amp; Memory Activity. These activities are listed on p.10 of this lesson plan with the Response Activities. Instructions found in Appendix B.</i></p>
<b>OR Bible Verse Memory Game</b> <i>instructions found in Appendix B</i>	<p>Lesson 1 Game: Meet, Greet and Keep It Up</p> <p>Lesson 2 Game: Bean Bag Catch</p> <p>Lesson 3 Game: Animal Cube</p> <p><i>These activities are also included on p.10 of this lesson plan with the Response Activities.</i></p>
<b>2. OPENING CIRCLE TIME (introduce the Bible Truth and tell the related Bible story)</b>	
<b>Gathering the Children</b> <i>lyrics and sheet music, Appendix A</i>	<p><i>Sing verse 1 of The Classroom Song to gather the children for Circle Time.</i></p> <p><b>The Classroom Song, verse 1</b> <span style="float: right;"><i>DDD ESV Songs 9, track 1</i></span></p> <p>Let's gather together to worship God, Let's gather together to worship God, Let's gather together to worship God, Come gather here with me!</p>
<b>Welcome to Deep Down Detectives</b>	"Welcome to Deep Down Detectives. We're so glad you've joined us! Detectives are people who look for answers to questions. In Deep Down Detectives, we look for answers to big questions about God. We dig deep down in the truths of God's Word to find them."



**Lesson Plan: Big Question 9, Bible Truth 6**

use with all THREE lessons

**p.2****2. OPENING CIRCLE TIME, continued**

= follow the stars for a short &amp; simple lesson plan

<p><b>Deep Down Detectives Theme Song</b></p> <p><i>lyrics and sheet music, Appendix A</i></p>	<p>"Let's sing our Deep Down Detectives Theme Song."</p> <p> <b>Deep Down Detectives Theme Song</b> <span style="float: right;">DDD ESV Songs 9, track 5</span></p> <p>We're Deep Down Detectives, diggin' deep in God's Word, For truths about God and His plans for this world, We're seeking to love Him, with all of our heart, We're Deep Down Detectives! Come on! Let's start!</p>
<p><b>Classroom Rules Song</b></p> <p><i>lyrics and sheet music, Appendix A</i></p>	<p>There are two very important things that Deep Down Detectives do together: we worship God and we love one another. Our Classroom Rules Song reminds us how we should act. Let's sing it."</p> <p><b>Classroom Rules Song</b> <span style="float: right;">DDD ESV Songs 9, track 6</span></p> <p>Shh, be quiet while someone is talking, Raise your hand, if you have something to say, Don't touch your friend, sitting beside you, Obey your teachers, Be kind as you play. These are our classroom rules, These are our classroom rules, They help us worship God and love one another, These are our classroom rules.</p>
<p><b>Opening Prayer Time</b></p> <p><i>lyrics and sheet music, Appendix A</i></p>	<p>"Children, we need God's help to keep these rules. Let's ask Him to help us right now. Let's get ready and pray."</p> <p><b>Let's Pray</b> <span style="float: right;">DDD ESV Songs 9, track 7</span></p> <p>1-2-3! Fold your hands, Bow your head, Close your eyes. Let's pray! <i>(repeat)</i></p> <p>"Let's pray:"</p> <p> <b>Opening Prayer</b></p> <p>Dear Lord, We're so glad to get to gather together to worship You! Please help us keep the classroom rules. Please help us to love You and learn about You today. In Jesus' name we pray. Amen.</p>

**Lesson Plan: Big Question 9, Bible Truth 6**

use with all THREE lessons

**p.3****2. OPENING CIRCLE TIME, continued**

= follow the stars for a short &amp; simple lesson plan

**Reveal the Big Question****Introduce the Big Question Box/Briefcase**

lyrics and sheet music,  
Appendix A

"Detectives INVESTIGATE things. That means they ask questions and look for answers. Deep Down Detectives investigate big questions about God. The Big Question we are investigating today is right inside our Big Question Box/Briefcase.

**The Big Question Box Song**

DDD ESV Songs 9, track 8

We've got a big box,  
All closed up and locked,  
Filled with the truths of God's Word.

We've got a brief case,  
There's no time to waste,  
Come on, kids, let's open it up!

**The Big Question under Investigation**

VISUAL take out  
AID



of BQB

Big Question &  
Answer Sign, front side

\*found in the DDD Unit 9  
Visual Aids, ESV Book

Ok, who would like to open for me and pull out the Big Question?"

Choose a child to open the box/briefcase, take out the Big Question and hand it to you, then hold up the Big Question sign for all the children to see, and say:

The Big Question we are investigating today is Big Question Number 9:

**What Did Jesus Come to Do?**

and the Answer is:

**Jesus Came to Bring Us to God!****Big Question Meaning**

In the beginning, God created the world perfectly. What a wonderful, special closeness people enjoyed with Him! Yes, it was "Perfect Wonderfulness" knowing God and living in His world. It could have stayed that way forever, but it did not. All of this perfection was broken when people disobeyed God. The big Bible word for disobeying God is "sin."

When we look around us, we can see the sadness that sin brought into God's good world. So much in this world is not perfect or wonderful anymore! We've lost the special closeness with God, too. Yes, when sin came into the world, it spoiled so many things.

But would all this sin and sadness last forever? People certainly deserved it to. After all, they had turned away from God. Now people deserved His punishment, not His love.

But God treats us so much better than we deserve! From the beginning, He had an amazing plan to bring sinful people like us back to Himself. How? He promised to send a Savior. That Savior was Jesus, God's own Son. Jesus lived a perfect life, then He gave it up as the full payment for sins as He suffered and died on the cross. On the third day, Jesus rose from the dead, showing He had really done it! He had beaten sin and death for God's people! We can become God's people, too, when we turn away from our sins and trust in Jesus as our Savior. Then, we will get to know God in our hearts; and one day, we will get to go live with God and enjoy all of His Perfect Wonderfulness forever!

**Big Question Songs**

"Let's sing our Big Question Song:

**Big Q & A 9 Song****Big Q & A 9 Song**

(adapted version of "This Old Man")

DDD ESV Songs 9, track 12

lyrics and sheet music,  
Appendix A

What did Jesus come to do?  
What did Jesus come to do?  
Jesus came to bring us to God.  
That's what Jesus came to do!

**2. OPENING CIRCLE TIME, continued**

= follow the stars for a short &amp; simple lesson plan

**Learning about  
the Big Question  
(use one or both)***Repeat the Big Question and Answer again:***"What Did Jesus Come to Do? Jesus Came to Bring Us to God!"***Say: "Hmmm, I wonder what that means... Let's do our action rhyme (or sing our song) that explains it."**Then do the action rhyme or sing the song using any of the optional motions suggested, if desired.***Big Question  
Action Rhyme****Big Question 9 Action Rhyme****(POSSIBLE ACTIONS)**

You and me, we disobey God,  
That's very, very bad!  
We all deserve God's punishment.  
That's very, very sad!

*point out to someone else; point to yourself*  
*Shake your head sideways, slowly a couple of*  
*times, making a disapproving face*  
*Stretch out our arms wide for "all"*  
*Make sad face*

But God loved us so very much,  
That He sent His Son, Jesus,  
To save us and take away  
all of our sins,  
So we could be friends  
with God again!

*put your hand on your heart*  
  
*make a cross using your index fingers*  
  
*clap and cheer for this good news!*

**Big Question  
(Action Rhyme)  
Song***lyrics and sheet music,  
Appendix A***Big Question 9 (Action Rhyme) Song***DDD ESV Songs 9, track 13***Refrain**

What did Jesus come to do?  
Jesus came to bring us to God.  
What did Jesus come to do?  
Jesus came to bring us to God.

**(POSSIBLE ACTIONS)***point up to heaven***Verse 1**

In the beginning, people enjoyed  
Perfect fellowship with God.  
But they disobeyed, their fellowship lost.  
Would things always stay this way? *Refrain*

*smile and hug yourself**shake head "no" and wag index  
side to side, disapprovingly***Verse 2**

At just the right time,  
God sent His Son to pay for His people's sins,  
He offered His life, the perfect sacrifice,  
Gave them fellowship with God again. *Refrain*

*make a cross using your index  
finger**smile and hug yourself***Verse 3**

On the third day, Jesus rose from the grave,  
Then He went back home to heav'n.  
Now all who repent and believe in Him,  
Can know God forever. *Refrain*

*hold up three fingers*  
*make rise motion with your hands*  
*point up to heaven*

**Lesson Plan: Big Question 9, Bible Truth 6**

use with all THREE lessons

**p.5****2. OPENING CIRCLE TIME, continued**

= follow the stars for a short &amp; simple lesson plan

**Learning the Bible Truth**

VISUAL take out

AID

**#2**

of BQB

VISUAL AID

All the Bible Truths Sign

★ "Jesus Came to Bring Us to God" is a good beginning, but there's so more to learn. So it's time for us to dig down even deeper for more answers to our Big Question about God. We're going to be learning **SIX** Bible truths that all tell us more about Jesus.

Who would like to hand me the picture with our six Bible truths on it? It's in the Big Question Box/Briefcase." *Choose a child to get it and hand it to you, then hold it up and show them the pictures of the six truths they will be learning.*

*After everyone has had a good look, say...*

**Bible Truth Clue**

VISUAL take out

AID

**#3**

of BQB

Bible Truth Clue Sign,  
front side  
VISUAL AID

"Ok, we've learned five truths about Jesus. They are: "He Left His Home in Heaven to Save Us," "He Never, Ever Disobeyed God," "He Taught about God and Did Amazing Things," "He Died on the Cross for the Sins of God's People," and "He Rose from the Dead" (point to pictures as you identify each Bible Truth). Now let's look at our Bible Truth Clue sign and see if we can figure out which of these six truths we will be learning about today. Who would like to get it out of the Big Question Briefcase for me?"

*Choose a child to open the briefcase, take out the Bible Truth Clue sign and hand it to you. Hold up the front side for the children to see. Cover up the answer, written along the bottom, and say:*

**"What Did Jesus Come to Do?**

**Jesus Came to Bring Us to God!**

**He Went Up to ???? in Heaven!"**

We're missing one word. Here's the hint to what the missing word is. It says: "What is another word for being in charge? It starts with an "r" and it rhymes with "jewel"?

Can you guess? It's "Rule."

So the Bible Truth we are learning today is:

*(uncover answer from bottom of sign, show it to them and say:)*

★ **"What Did Jesus Come to Do?**

**Jesus Came to Bring Us to God!**

**He Went Up to RULE in Heaven!"**

And here is what this Bible Truth means: *(read the meaning off of the back of the sign, say:)*

**Bible Truth Meaning**

★ After Jesus rose from the dead, He appeared to His followers many times. He showed them from the Bible why He had to suffer and die on the cross. He showed them how He had completed all of God's plans to save God's people. Jesus also told them God's plans for them. They were to go to into the whole world, urging everyone to turn away from their sins and trust in Him as their Savior. God would use them to save His people from every part of the world.

After Jesus finished teaching His followers all these things, He went home to heaven. At last, once more, Jesus shone with the bright shininess of God's glorious goodness. At last, once more, He delighted in all of the Perfect Wonderfulness of God—that closest, most wonderful love that He had fully enjoyed with God, the Father, and God, the Holy Spirit, before He had gone to earth to be our Savior.

Jesus' work on earth was done, but not His work in heaven. Jesus now reigns as king over the whole universe --the King of kings and Lord of lords. He prays and cares for God's people as God's plan for them keeps being worked out here on earth. Jesus is there ruling and caring for God's people even now! And one day, He will come back to earth. He will put an end to sin and death forever. And in the new heaven and earth God will make, He will live face-to-face with God's people forever. That will be best of all! We can be God's people when we turn away from our sins and trust in Jesus as our Savior.

**Lesson Plan: Big Question 9, Bible Truth 6** use with all THREE lessons

p.6

**2. OPENING CIRCLE TIME, continued**

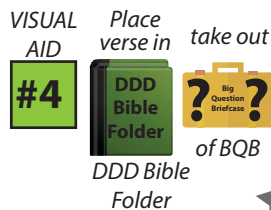
= follow the stars for a short &amp; simple lesson plan

**Learning the Bible Verse****The Bible Chant Song***lyrics and sheet music, Appendix A*

"And how do I know this is true? God tells me so in His special book, the Bible."

*Say or sing the Bible Chant Song.***The Bible Chant Song***DDD ESV Songs 9, track 9*

The Bible, the Bible,  
 Let's get out the Bible.  
 Let's hear what God has to say.  
 The Bible, the Bible,  
 God's given us the Bible.  
 It's His Word for us to learn and obey! Yay!

**Bible Verse***DDD 9.6 Bible Verse-front side (in the DDD Bible folder)**\*found in the DDD Unit 9 Visual Aids, ESV Book*

"Who would like to get our Bible folder out of the Big Question Briefcase for me?"

*Choose a child to open the briefcase, take out the "Bible" folder and hand it to you. Remove the Bible Verse Picture from the "Bible" folder and hold it up for all the children to see, then say:*

1 Peter 3:21-22 tells us:

**1 Peter 3:21-22, ESV**

"Jesus Christ, who has gone into heaven and is at the right hand of God, with angels, authorities, and powers having been subjected to him."

**Learn a Little:** "Jesus Christ ... has gone into heaven... and is at the right hand of God."**Bible Verse Meaning****What does that mean?**

The Bible tells us that after Jesus rose from the dead, He taught His disciples many things from the Bible. But at last, when Jesus finished teaching them, He went up to heaven and began His rule as king, just as God promised He would in the Bible.

That's what being at the right hand of God means. That's a Bible way of saying that Jesus is ruling as the promised, great King who would beat sin and death and save God's people--all who turn away from their sins and trust in Him as their Savior. (That can even be you and me!).

And that what Jesus is still doing even now. He is ruling over everything—not just all people, but all of the angels and other heavenly powers. He is King of Kings and Lord of Lords!

2. OPENING CIRCLE TIME, continued



= follow the stars for a short & simple lesson plan

Bible Verse  
Song

lyrics and sheet music,  
Appendix A

You might also enjoy:

Jesus Christ Has Gone into  
Heaven:  
1 Peter 3:21-22, ESV  
DDD ESV Songs 9, track 35

Therefore God Exalted Him:  
Philippians 2:9-11, NIV 1984  
DDD ESV Songs 9, track 36

We've said our Bible verse, now let's sing it!

Gone into Heaven: 1 Peter 3:21-22

DDD ESV Songs 9, track 34

Jesus Christ has gone into heaven,  
He's at the right hand, the right hand of God.  
Jesus Christ has gone into heaven,  
He's at the right hand, the right hand of God.  
With angels, authorities, and powers subjected to him, (that's everything!)  
With angels, authorities, and powers subjected to him. (that's everything!)  
First Peter Three, twenty-one and two.



**Lesson Plan: Big Question 9, Bible Truth 6**

use with all THREE lessons

p.8

**2. OPENING CIRCLE TIME, continued**

= follow the stars for a short &amp; simple lesson plan

<b>Getting into the Case</b>	<p>"Now it's time to do a bit more deep down investigating. Let's see what Detective Dan wants us to help him figure out. Would someone like to get it out for me?"</p>
<b>Listening Assignments</b>  <div> <div>Place in</div> <div>take out</div> <div>   </div> <div>of BQB</div> </div>	<p><b>NOTE: Listening assignments are most suitable for ages 3+. Skip straight to the Bible story (see bottom of this page), if working with 2 year olds.</b></p> <p>"Let's open up our listening assignment and see what we are supposed to figure out today.</p> <p>Choose a child to take out the Listening Assignment (from the DDD Bible Folder) and hand it to you. Read Detective Dan's letter to the children that includes the listening assignment. The listening assignments are summarized below:</p>
<div> <div>VISUAL AID</div> <div>#5</div> <div>DDD Unit 9 Visual Aids, ESV</div> </div>	<p><b>Detective Dan's Lesson #1 Listening Assignment:</b></p> <p>I need to know:</p> <ol style="list-style-type: none"> <li><b>1. Who said goodbye to Jesus' disciples after teaching them for forty days?</b></li> <li><b>2. Where did He go when He said goodbye? What was fluffy about His farewell (goodbye)?</b></li> </ol>
<div> <div>VISUAL AID</div> <div>#6</div> <div>DDD Unit 9 Visual Aids, ESV</div> </div>	<p><b>Detective Dan's Lesson #2 Listening Assignment:</b></p> <p><b>Our Bible Verse is 1 Peter 3:21-22, ESV:</b></p> <p>"Jesus Christ, who has gone into heaven and is at the right hand of God, with angels, authorities, and powers having been subjected to him."</p> <p>I need to know:</p> <ol style="list-style-type: none"> <li><b>1. How did Jesus go up to heaven to rule?</b></li> <li><b>2. What does He rule over from heaven? When will He come back?</b></li> </ol>
<div> <div>VISUAL AID</div> <div>#7A,B,C</div> <div> <p>*Listening Assignment #3 includes the Assignment Sheet, plus 6 clue pictures*</p> <p>DDD Unit 9 Visual Aids, ESV</p> </div> </div>	<p><b>Detective Dan's Lesson #3 Listening Assignment:</b></p> <p>I found six clues, but two of them are <b>NOT</b> in the story. They are: A cloud; a feather duster; an ostrich; a disciple; the Holy Spirit in a heart; and the world. <i>Hold each of them up for the children to see as you identify them.</i></p> <p>I need to know:</p> <ol style="list-style-type: none"> <li><b>1. Which four belong in the story and which two don't?</b></li> <li><b>2. What job did Jesus give His disciples to do? Who would help them do it?</b></li> </ol>
<p><b>Tell the Bible Story</b></p> <div> <div>Place story &amp; pics in</div> <div>take out</div> <div>   </div> <div>of BQB</div> </div> <p>DDD Unit 9 Visual Aids, ESV</p> <p><b>Story text included in this book right after this lesson plan and in Visual Aids book</b></p>	<p>★ <b>Then say,</b> "Ok, Deep Down Detectives! Put on your best listening ears and see if you can hear the answers to Detective Dan's questions. When I finish telling the story, we will see if we can answer all the questions."</p> <p>★ <b>Bible Story: The Case of the Fluffy Farewell</b></p> <p>Matthew 27-28; Mark 15-16; Luke 23-24; John 19-20; Acts 1</p> <p>Read the Bible Truth story, putting up the storyboard pictures/using Story Scenes as you tell it. Then, have the children answer the listening assignment. Present the gospel and lead in prayer.</p> <p>*Answers to questions; the gospel; and, ACTS prayer are included with the story text.*</p>

**Lesson Plan: Big Question 9, Bible Truth 6**


use with all THREE lessons

**p.9****2. OPENING CIRCLE TIME, continued**

= follow the stars for a short &amp; simple lesson plan

<p><b>Story Response Song(s)</b></p> <p><b>Hymn</b></p> <p><i>lyrics and sheet music, Appendix A</i></p>	<p><i>As attention span and time allow, you might want to end with one of the following songs which also tie in with the unit. If desired, use the Music and Movement activity ideas while singing (listed with the Response Activities).</i></p> <p><b>To God Be the Glory</b> <span style="float: right;"><i>DDD ESV Songs 9, track 18</i></span></p> <p><b>Verse 1</b></p> <p>To God be the glory, great things He hath done; So loved He the world that He gave us His Son. Who yielded His life, an atonement for sin, And opened the lifegate that all may go in.</p> <p><b>Tie-in:</b> Children, oh what great things God has done for us! He sent Jesus to save us from our sins so we can be friends with God! Let's tell Him how great He is! Let's give God glory!</p>
<p><b>Praise Song</b></p> <p><i>lyrics and sheet music, Appendix A</i></p>	<p><b>Praise Song: Blessed Be the Name</b> <span style="float: right;"><i>DDD ESV Songs 9, track 19</i></span></p> <p>Blessed be the name, Blessed be the name, Blessed be the name of the Lord; Blessed be the name, Blessed be the name, Blessed be the name of the Lord.</p> <p><b>Tie-in:</b> "Children, how wonderful, how blessed is the name of Jesus! He came to take the punishment for disobeying for EVERYONE who says sorry to God, turns away from disobeying Him, and trusts in Jesus to save them. Let's praise! Let's bless His name, the Lord Jesus!"</p>

**3. TAKING ACTION: Response Activities** *(choose from among these activities)*


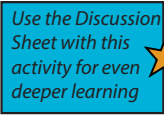

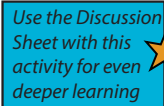

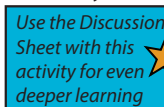


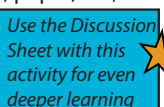

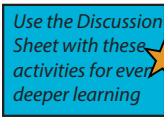

<p><b>Transition to Activities</b></p>	<p> Well, Deep Down Detectives, you've done a great job diggin' deep down for answers in the truths of God's Word. Now it's time to enjoy some activities."</p> <p><i>Tell children what activity/s you are providing for them: either free play or some of the response activities listed below. When you are ready to dismiss them, use this song to help the children transition in an orderly fashion to their next activity.</i></p>
<p><b>Classroom Song, verse 2</b></p> <p><i>lyrics and sheet music, Appendix A</i></p>	<p>"Children, let's sing our Time to Play Song. When we are finished you may get up and walk over to our next activity."</p> <p><b>Classroom Song, verse 2</b> <span style="float: right;"><i>DDD ESV Songs 9, track 2</i></span></p> <p>We've gathered together to worship God, We've gathered together to worship God, And now it's time to play.</p> <p><i>Dismiss the children to whatever activities you have prepared for them to do.</i></p>

**Lesson Plan: Big Question 9, Bible Truth 6**

use with all THREE lessons

**p.10****3. TAKING ACTION: Response Activities** (choose from among these activities)

= short &amp; simple lesson plan

<b>Response Activities</b>	Choose one or more activities appropriate for your children, based on classroom time and developmental needs. <b>Add the Discussion Sheet to any activity for deeper learning.</b> 
<b>Bible Verse Memory Game</b>  <i>game directions, Appendix B</i>	<p>Though listed with the opening activities, you may choose to use this Bible verse game here instead (or as a repeat).</p> <ul style="list-style-type: none"> <li>Lesson 1 Game: Meet, Greet and Keep It Up</li> <li>Lesson 2 Game: Bean Bag Catch</li> <li>Lesson 3 Game: Animal Cube</li> </ul> <div>   </div> <p>Discussion Questions</p>
<b>Music, Movement &amp; Memory Activity</b>  <i>game directions, Appendix B</i>	<p>A music activity that uses the songs from the Bible Truth and Big Question unit.</p> <ul style="list-style-type: none"> <li>DDD Songs for this Bible Truth, plus:</li> <li>Lesson 1 Activity: Say, Spring Up and Shout</li> <li>Lesson 2 Activity: Freeze Frame</li> <li>Lesson 3 Activity: Egg Shakers</li> </ul> <div>   </div> <p>Discussion Questions</p>
<b>Bible Story Review Game</b>  <i>game directions, Appendix B</i>	<p>A game that uses the storyboard pictures from the story to review the story.</p> <ul style="list-style-type: none"> <li>Lesson 1 Game: Can You Remember?</li> <li>Lesson 2 Game: Clothespin Line Up and Drop</li> <li>Lesson 3 Game: Deep Down Detectives Clue Hunt</li> </ul> <div>   </div> <p>Discussion Questions</p>
<b>Coloring Pages/ Take Home Sheets</b>  <i>in Appendix C</i>  	<p>A coloring page related to the lesson assignment question is provided for each lesson. On the back of each are the key concepts, a few questions and a song for parents to use with their children.</p> <p>NOTE: Upgrade your coloring sheet to a more interesting craft by offering simple embellishments, such as jiggly eyes, craft sand, glitter, glitter glue, colored paper dots (made with a hole punch), fabric scraps, etc. Make cut-to-size glued-on clothes, hair, etc for characters by using a copy of the coloring sheet, cutting out the selected portions and making them the patterns for whatever you want to cut out of fabric, paper, foil, etc.</p> <ul style="list-style-type: none"> <li>Lesson 1 Coloring Sheet Emphasis: Bible Truth</li> <li>Lesson 2 Coloring Sheet Emphasis: Bible Verse</li> <li>Lesson 3 Coloring Sheet Emphasis: ACTS Prayer</li> </ul> <div>   </div> <p>Discussion Questions</p>
<b>Extra Crafts:</b> <b>Big Question Craft</b> <i>in Appendix C</i>  <b>Bible Verse Craft</b> <i>in Appendix C</i>  <b>Bible Story Puzzle</b> <i>in Appendix C</i>	<p><b>These crafts are slightly more complex than the coloring/take home sheets:</b></p> <p><b>The Bible Concept Go-and-Tell Craft</b> is a craft that summarizes the Bible concept and includes the Bible verse is included for those desiring more than a coloring sheet. This more complex craft will involve gluing, sticking, etc. Can be used at any time.</p> <p>The <b>Bible Story Coloring Sheet</b> provides a tie in between the Bible story and the Bible truth they are learning.</p> <p>The <b>Storyboard Picture Placement Page</b> has been made into a puzzle that can be cut out and re-assembled by the children. This provides a nice summary of the story.</p> <div>   </div> <p>Discussion Questions</p>
<b>Free Play Activities</b> <i>ideas in Appendix D</i>	<p>Offer your own or some of the easy-to-make, free play activities suggested in Appendix D.</p>

**Lesson Plan: Big Question 9, Bible Truth 6**

use with all THREE lessons

**p.11****4. CLOSING CIRCLE TIME** *(End-of-session activities for the last 5-10 minutes of class time)* = short & simple lesson plan

<p><b>Transition to Closing Circle</b></p> <p><b>Classroom Song, verse 3</b></p> <p><i>lyrics and sheet music, Appendix A</i></p>	<p><i>Use this song to help the children transition in an orderly fashion. Start singing this song and ask the children to gather with you for Closing Circle Time.</i></p> <p><b>Classroom Song, verse 3</b> <span style="float: right;"><i>DDD ESV Songs 9, track 3</i></span></p> <p>It's time to get ready to go and tell, It's time to get ready to go and tell, Come gather here with me.</p>
<p><b>Closing Circle Time</b></p> <p><b>Classroom Song, verse 4</b></p> <p><i>lyrics and sheet music, Appendix A</i></p>	<p><i>When children are settled in the circle, say:</i></p> <p>"It's almost time for your parents to come pick you up. And do you know what that means? It means.... (draw this out to build anticipation and excitement)...that it's almost time to go home and....it's almost time to...Go and Tell! We have learned some big news about God today. God wants us to take and tell it to the whole world!"</p> <p><b>Classroom Song, verse 4</b> <span style="float: right;"><i>DDD ESV Songs 9, track 4</i></span></p> <p>So what's our big news to go and tell, So what's our big news to go and tell, Can you tell me now?</p>
<p><b>Big News to Tell</b></p> <p><b>Big Question 9</b></p> <p><i>VISUAL AID</i></p> <p><b>#1</b></p> <p><i>*found in the DDD Unit 9 Visual Aids, ESV Book lyrics and sheet music, Appendix A</i></p> <p><b>Big Question 9, Bible Truth 6</b></p> <p><i>VISUAL AID</i></p> <p><b>#3</b></p>	<p>"Let's see....there's so much big news to tell! There's so much we've learned!</p> <p>First of all, can you tell me the answer to our <b>Big Question: "What Did Jesus Come to Do?"</b> Hold up the Bible Truth Clue Picture.</p> <p>Say the answer with me: <b>"Jesus Came to Bring Us to God!"</b></p> <p><i>(If desired, you can sing one/both of the Big Question songs.)</i> <span style="float: right;"><i>DDD ESV Songs 9, tracks 12,13</i></span></p> <p>And what's one way He does this? What did we learn? <i>Point to the picture.</i></p> <p><b>He Went Up to Rule in Heaven!</b></p> <p>"And how do I know this is true? Can you tell me? Say it with me: <b>"The Bible tells me so!"</b> That's right!</p>
<p><b>Big Question 9, Bible Truth 6 Bible Verse</b></p> <p><i>VISUAL AID</i></p> <p><b>#4</b></p> <p><i>*found in the DDD Unit 9 Visual Aids, ESV Book lyrics and sheet music, Appendix A</i></p>	<p>We learned: <b>1 Peter 3:21-22</b></p> <p>"Jesus Christ, who has gone into heaven and is at God's right hand - with angels, authorities and powers in submission to him."</p> <p><b>Learn a Little:</b> "Jesus Christ ... has gone into heaven... and is at the right hand of God."</p> <p><b>What does that mean?</b></p> <p>The Bible tells us that after Jesus rose from the dead, He taught His disciples many things from the Bible. But at last, when Jesus finished teaching them, He went up to heaven and began His rule as king, just as God promised He would in the Bible. That's what being at the right hand of God means. That's a Bible way of saying that Jesus is ruling as the promised, great King who would beat sin and death and save God's people--all who turn away from their sins and trust in Him as their Savior. (That can even be you and me!). And that what Jesus is still doing even now. He is ruling over everything—not just all people, but all of the angels and other heavenly powers. He is King of Kings and Lord of Lords!</p> <p><i>(If desired, you can sing the Bible verse song.)</i> <span style="float: right;"><i>DDD ESV Songs 9, track 34</i></span></p>

**Lesson Plan: Big Question 9, Bible Truth 6**

use with all THREE lessons

**p.12****4. CLOSING CIRCLE TIME, continued**

= follow the stars for a short &amp; simple lesson plan

<b>Closing ACTS Prayer Time</b>  <b>ACTS Prayer Chant</b>  <i>lyrics and sheet music, Appendix A</i>	<p><i>Let's ask God to help us to remember this and even tell others this good news. Let's get ready and pray our ACTS prayer.</i></p> <p><i>And what does ACTS mean? Let's sing/say our ACTS Prayer Chant!</i></p> <p><b>ACTS Prayer Chant Song</b> <span style="float: right;"><i>DDD ESV Songs 9, tracks 10,11</i></span></p> <p>A, Adoration, God, we praise You!  C, Confession, Forgive us our sins.  T, Thanksgiving, Thank You for Jesus,  S, Supplication, Help us to live like Him.</p> <p>That's the ACTS prayer, my friend,  Bow your head, Close your eyes, Shhh,  Let's begin.</p>
<b>Closing ACTS Prayer</b>	<p>"Let's pray!"</p> <p><i>Lead the children in the ACTS prayer for this Bible Truth.</i></p> <p><b>A</b> Jesus, we praise You for being our Savior. You came to bring us to God. You died and rose again. You went up to heaven. We praise You for being our great King of Kings who rules over everything.</p> <p><b>C</b> Jesus, we are all sinners who have chosen to disobey God and His good laws. We deserve His punishment. We need to turn to You for forgiveness. We need You to be our Savior!</p> <p><b>T</b> Thank You, Jesus, for dying on the cross and for rising from the dead in victory! Thank You for ruling over all things from heaven. Thank You for the promise that You will come back one day and bring an end to sin and death forever.</p> <p><b>S</b> Jesus, work in our hearts. Help us to turn away from our sins. Help us to trust in You as our Savior. We want to become God's people. Jesus, come back soon! We long for the day when You will bring sin and death to an end forever, and will rule as the great forever king over God's kingdom. Help us to be ready for that day! In Jesus' name, we pray, Amen.</p>
<b>5. TAKING IT HOME</b> <i>(Take Home Sheet)</i>	
<b>Clean up and Dismissal</b>	<p>"Now it's time to work together and clean up."</p> <p><i>Have the children join you in cleaning up the room.</i></p>
<b>Coloring Pages/ Take Home Sheets</b>  <i>in Appendix C</i>	<p><i>Give out the craft/take home sheet and any other papers from the session, as you dismiss children from class.</i></p> <p><i>(Reminder: The back side of the coloring page is the take home sheet for each lesson.)</i></p>
<b>Bible Story to Take-Home</b>  <i>in Appendix C</i>	<p>You may also want to include a copy of the story along with the take home sheet. (However, each coloring sheet/take home sheet includes a note to parents telling where they can download the story from the Parent Resources section on the website.</p>

**Bible Story for Big Question 9, Bible Truth 6** use with all THREE lessonsPlace  
story in

take out

**P.1****The Case of the Fluffy Farewell***Matthew 27-28; Mark 15-16; Luke 23-24; John 19-20; Acts 1*

of BQB

**Story-telling Tips**

Ahead of time:

1. Read the Bible verses and story. Pray!
2. Choose story action cues and/or prepare storyboard figures, if using. (Included in Visual Aids book)
3. Practice telling story with the storyboard pictures, timing your presentation. Shorten, if necessary.

During your presentation:

1. Maintain as much eye contact as possible as you tell the story.
2. Put up storyboard figures/add story action cues as you tell the story. Allow the children to help you put them on the board, if desired.
3. Include the children in your story with a few questions about what they think will happen or words/concepts that might be new to them.
4. Watch the kids for signs that their attention span has been reached. Shorten, if necessary.

**INTRODUCTION/ LISTENING ASSIGNMENTS**

**"Our story is called: The Case of the Fluffy Farewell. Here is your listening assignment."** Read from Detective Dan's Listening Assignment signs, but questions are summarized below:

**Detective Dan's Lesson #1 Listening Assignment:**

I need to know:

1. Who said goodbye to Jesus' disciples after teaching them for forty days?
2. Where did He go when He said goodbye? What was fluffy about His farewell (goodbye)?

**Detective Dan's Lesson #2 Listening Assignment:****Our Bible Verse is 1 Peter 3:21-22, ESV:**

"Jesus Christ, who has gone into heaven and is at the right hand of God, with angels, authorities, and powers having been subjected to him."

I need to know:

1. How did Jesus go up to heaven to rule?
2. What does He rule over from heaven? When will He come back?

**Detective Dan's Lesson #3 Listening Assignment:**I found six clues, but two of them are **NOT** in the story.

They are: A cloud; a feather duster; an ostrich; a disciple; the Holy Spirit in a heart; and the world. *Hold each of them up for the children to see as you identify them.*

I need to know:

1. Which four belong in the story and which two don't?
2. What job did Jesus give His disciples to do? Who would help them do it?

**Read the assignment questions, THEN SAY,**

"Ok, Deep Down Detectives! Put on your best listening ears and see if you can hear the answers to Detective Dan's questions. When I finish telling the story, we will see if we can answer all the questions."

*Read the Bible Truth story, answer questions, present the gospel and lead in prayer.*

*Answers to questions; the gospel; and, ACTS prayer are included with the story text.*



**Bible Story for Big Question 9, Bible Truth 6** use with all THREE lessons**P.2****The Case of the Fluffy Farewell** *Matthew 27-28; Mark 15-16; Luke 23-24; John 19-20; Acts 1**Story with lines separating paragraphs (text in bold, optional interaction cues in italics)*

**What a strange, three days it had been for the people of Jerusalem! On Friday, they had watched Jesus suffer and die on a cross. He was the teacher who had taught them about God and done such amazing things. Many hoped He was the Messiah God had promised to send to save God's people and to be their King. But those hopes left as they watched Jesus' dead body be taken away to be buried. His body was laid in the cave-grave and the stone rolled in place. Jesus was gone.**

**Who would have imagined Jesus would die like this! Death on a cross was for men who did terrible things, like the robbers who died next to Jesus that day. But Jesus had NEVER done anything wrong. EVER! How strange! How very strange, that He should die this way!**

**But if Friday was strange, then what happened on Sunday was even stranger!**

*Do you know what happened?*

**People --lots of people-- were saying that Jesus was alive, that He had risen from the DEAD!**

**The soldiers who guarded the cave-grave saw with their own eyes what happened early that Sunday morning. So did the women who came with spices to care for Jesus' body. "How will we move the big stone from in front of the cave?" they wondered as they went to the cave-grave. Just then, there was a great earthquake, and an angel in gleaming, white clothes came down from heaven. He pushed the big stone out of the way for the women, and said, "Jesus is not here! He has risen from the dead! Come look in the cave for yourselves. Then go to His disciples. Tell them He is risen and is coming to meet with them." When the guards heard and saw this, they fell down to the ground and shook with fright.**

**After the angel and the women had left, the soldiers ran to tell Jesus' enemies what they had seen and heard. "Shh! Don't tell anyone this story!" Jesus' enemies replied. "Here's lots of money. Keep quiet! Tell everyone that Jesus' disciples stole His body," they ordered the soldiers. "No one must know the truth!"**

**But this news couldn't be kept quiet. Jesus WAS alive and He was appearing to His followers. "It's Me! I'm alive," Jesus told the women that Sunday morning, after they had seen the angel and the empty cave-grave. "It's Me! I'm alive," Jesus showed two other friends, as He walked with them that afternoon to the town of Emmaus, then served them bread at dinner, as He used to. "It's Me! I'm alive!" Jesus said to ten of His disciples, when He appeared to them at their house in Jerusalem, that evening.**

**Soon, all Jerusalem was buzzing with the news! Jesus' body was gone! He had risen from the dead! And while some, like Jesus' enemies, did not believe, many others put their trust in Jesus and were saved.**

**For forty days, Jesus kept on meeting with His followers. One time, Jesus even appeared to a whole crowd of His followers --more than five hundred people at once!**

*Can you count to five hundred? It is a really big number! More than five hundred people saw Jesus at the same time! Wow!*

**And what did Jesus do when He met with His followers? He ate with them, and He encouraged them to believe in Him. Best of all, Jesus taught them about God's plan to save His people from the Bible. God had kept all His promises to His people through Jesus!**

**"Now we understand why You had to die on the cross," the disciples told Jesus. "Now we see how God sent You to save us from our sins."**

**Bible Story for Big Question 9, Bible Truth 6** use with all THREE lessons**P.3***Story with lines separating paragraphs (text in bold, optional interaction cues in italics)*

**But Jesus didn't just tell His followers about God's plans, completed. He also told them about God's wonderful plans, yet to come. Plans that THEY were a part of! There was so much for them to learn! For you see, Jesus was about to leave them. He had risen from the dead not just to live on earth again. No, He was about to go HOME! Can you remember where Jesus' home was?**

*Can you remember?*

**That's right! Jesus would be going back home to heaven to enjoy the FULL Perfect Wonderfulness of God again --complete, wonderful closeness with God, His Father, and God, the Holy Spirit.**

**So for ten, twenty, thirty, forty days, Jesus walked and talked with His followers. He taught them all the things they needed to know, until at last, on Day Forty, it was time for Him to go home to heaven.**

**Jesus led His disciples to the Mount of Olives to say goodbye. "I'm going to heaven to rule now, but I'm not leaving you alone," He told them. "I'm sending you Someone special to live in your hearts." Do you know whom Jesus would send?**

*Can you remember?*

**It was God's Holy Spirit!**

**"Yes, The Holy Spirit will live inside your hearts," Jesus told them. "He will comfort you. He will teach you more about God and His wonderful plans. And, He will give you the power to do everything God, My Father, has planned for you to do," Jesus said. "Power to tell the whole world how they can become God's people by turning away from their sins and trusting in Me as their Savior," He promised. "Power to live for God."**

**Then up, up, up went Jesus into the sky, through the clouds until they couldn't see Him. Jesus' friends stood there staring up into the sky, watching Him rise until they could no longer see Him.**

**"Would Jesus come back? When? How?" Jesus' friends wondered, as they looked up into the sky.**

*What do you think?*

**God sent two angels in sparkling, white robes to them with the answers: "Why do you stand here looking into heaven?" the angels asked Jesus' friends. "This Jesus who was taken up from you into heaven, will come back one day, in the same way you saw him go up to heaven," they promised.**

**How sad Jesus' friends must have been to see Jesus leave! They didn't want to wait to be with Him. They wanted to be with Him right then! There is nothing so wonderful as being close to Jesus!**

**BUT, they were very, VERY happy to know that the Holy Spirit would come live in their hearts. And, that one day, they would get to live face-to-face with Jesus forever. They just wished that day was right then!**

**How loudly the thousands and thousands of angels must have sung, as Jesus entered heaven! He had beaten sin and death for God's people! Now, He was back home! Yay! And once more, Jesus knew full, Perfect Wonderfulness with God, His Father, and God, the Holy Spirit. All of that special closeness Jesus had known before He came to earth was now His to enjoy again and would be forevermore.**

**Where is Jesus now? He is still in heaven, ruling as the great King of Kings over everything in heaven and earth. He is praying and caring for God's people. He is working out all of God's great plans for this world, until the day when He will come back through the clouds and down to earth again. What a great day that will be for God's people! Then, Jesus will get rid of sin and sadness, sickness and death forever. And at last, all of God's people will live together with Jesus in the new heaven and earth. They will see Him in all His glory and enjoy as much of the Perfect Wonderfulness of God as they possibly can! I can hardly wait!**

**Cracking the Case:** (story wrap-up for Listening Assignments)

It's time to see how we did with our Listening Assignment.

**Detective Dan's Lesson #1 Listening Assignment:**

I need to know:

- 1. Who said goodbye to Jesus' disciples after teaching them for forty days?** Jesus did.
- 2. Where did He go when He said goodbye? What was fluffy about His farewell (goodbye)?** He went up to heaven to rule. Jesus rose up through the fluffy clouds in the sky on His way to heaven.

**For You and Me:**

Jesus went up to heaven and is there now ruling over all things. He is still caring for His people and bringing about God's plans for this world. One day, God's plans will be finished, and Jesus will come back. He will bring an end to sin and death and this world forever. He will make a wonderful, new world for God's people to live in with Him forever. That will be best of all! We can be God's people, too, when we turn away from our sins and trust in Jesus as our Savior. Ask Him to help you! He loves to answer this prayer!

**Detective Dan's Lesson #2 Listening Assignment:****Our Bible Verse is 1 Peter 3:21-22, ESV:**

**"Jesus Christ, who has gone into heaven and is at the right hand of God, with angels, authorities, and powers having been subjected to him."**

I need to know:

- 1. How did Jesus go up to heaven to rule?** He rose up through the clouds in the sky.
- 2. What does He rule over from heaven?** When will He come back? Jesus rules over all things. He will come back at the end of time when God's plans for this world are finished.

**For You and Me:**

Jesus went up to heaven and is there now ruling over all things. He is still caring for His people and bringing about God's plans for this world. One day, God's plans will be finished, and Jesus will come back. He will bring an end to sin and death and this world forever. He will make a wonderful, new world for God's people to live in with Him forever. That will be best of all! We can be God's people, too, when we turn away from our sins and trust in Jesus as our Savior. Ask Him to help you! He loves to answer this prayer!

**Detective Dan's Lesson #3 Listening Assignment:**

I found six clues, but two of them are **NOT** in the story. They were: a cloud; a feather duster; an ostrich; a disciple; the Holy Spirit in a heart; and the world. *Hold each of them up for the children to see as you identify them.*

I need to know:

- 1. Which four belong in the story and which two don't?** The cloud, the disciples, the Holy Spirit in a heart; and the world belong. The feather duster and the ostrich do not.
- 2. What job did Jesus give His disciples to do? Who would help them do it?** To tell the whole world the good news of Jesus that they might turn from their sins and be saved. God's Holy Spirit, living in their hearts would help them.

**For You and Me:**

Jesus went up to heaven and is there now ruling over all things. He is still caring for His people and bringing about God's plans for this world. One day, God's plans will be finished. The good news of Jesus will be told to the whole world, and Jesus will come back. He will bring an end to sin and death and this world forever. He will make a wonderful, new world for God's people to live in with Him forever. That will be best of all! We can be God's people, too, when we turn away from our sins and trust in Jesus as our Savior. Ask Him to help you! He loves to answer this prayer!

**The Gospel** (story wrap-up if NOT using Listening Assignments)**Our Bible Truth is:****What Did Jesus Come to Do?****Jesus Came to Bring Us to God...****He Went Up to Rule in Heaven!**

*Jesus finished the job His Father, God, gave Him to do on earth. He paid for God's people's sins when He died on the cross. On Day Three, He rose from the dead in victory. He made the way for them to come to God. Now Jesus is in heaven, preparing a place for God's people to live with God forever. He is ruling as King. One day He will come back to earth and put an end to sin and death forever. Oh, how sad that day will be for those who kept on disobeying God and did not trust in Jesus as their Savior. They will be separated from God and His goodness forever. But oh, how wonderful for all who have turned away from their sins and have trusted in Jesus as their Savior! They will live with God forever happy. We, too, can live forever happy with God. If we turn away from our sins and trust in Jesus as our Savior. How good God is to us! Ask God to help you! He loves to answer this prayer!*

*Close in prayer.*

**Closing ACTS Prayer**

- A** Jesus, we praise You for being our Savior. You came to bring us to God. You died and rose again. You went up to heaven. We praise You for being our great King of Kings who rules over everything.
- C** Jesus, we are all sinners who have chosen to disobey God and His good laws. We deserve His punishment. We need to turn to You for forgiveness. We need You to be our Savior!
- T** Thank You, Jesus, for dying on the cross and for rising from the dead in victory! Thank You for ruling over all things from heaven. Thank You for the promise that You will come back one day and bring an end to sin and death forever.
- S** Jesus, work in our hearts. Help us to turn away from our sins. Help us to trust in You as our Savior. We want to become God's people. Jesus, come back soon! We long for the day when You will bring sin and death to an end forever, and will rule as the great forever king over God's kingdom. Help us to be ready for that day! In Jesus' name, we pray, Amen.

***Go to Lesson Plan, p.9 for the script to the rest of the lesson.***



**Deep Down Discussion Sheet**

use with all THREE lessons

Use with all  
response activities  
for deeper learning**P.1***Questions to aid discussion of the key concepts and for use in games*

Be familiar with these questions and answers. Look for opportunities to ask questions and discuss their answers, such as while the children work on their coloring pages, as part of their response games, or during play time. Remember: your goal isn't to ask all these questions or only talk to the children about these things. It's to be deliberate in having good conversations with them, however much or little you have.

**BIG QUESTION****Meaning**

What Did Jesus Come to Do? Jesus Came to Bring Us to God!

In the beginning, God created the world perfectly. What a wonderful, special closeness people enjoyed with Him! Yes, it was "Perfect Wonderfulness" knowing God and living in His world. It could have stayed that way forever, but it did not. All of this perfection was broken when people disobeyed God. The big Bible word for disobeying God is "sin." When we look around us, we can see the sadness that sin brought into God's good world. So much in this world is not perfect or wonderful anymore! We've lost the special closeness with God, too. Yes, when sin came into the world, it spoiled so many things. But would all this sin and sadness last forever? People certainly deserved it to. After all, they had turned away from God. Now people deserved His punishment, not His love. But God treats us so much better than we deserve! From the beginning, He had an amazing plan to bring sinful people like us back to Himself. How? He promised to send a Savior. That Savior was Jesus, God's own Son. Jesus lived a perfect life, then He gave it up as the full payment for sins as He suffered and died on the cross. On the third day, Jesus rose from the dead, showing He had really done it! He had beaten sin and death for God's people! We can become God's people, too, when we turn away from our sins and trust in Jesus as our Savior. Then, we will get to know God in our hearts; and one day, we will get to go live with God and enjoy all of His Perfect Wonderfulness forever!

**Discussion Questions**

choose a  
few

1. What did Jesus come to do? *Jesus came to bring us to God!*
2. Who did people have a wonderful closeness with in the beginning? *With God.*
3. What did people do that caused the wonderful closeness with God to end? *They disobeyed Him.*
4. What did all people deserve for disobeying God? *God's punishment that keeps them separated from Him and all His goodness forever. How sad!*
5. Who did God send to bring His people to Him? *Jesus.*
6. What did Jesus take for God's people on the cross? *The punishment for their sins.*
7. What happens to us when we turn away from our sins and trust Jesus as our Savior? *God forgives our sins. He makes us His people. We have special closeness with God now. Then, when our bodies die, we will go on living happily with God forever.*

**BIBLE TRUTH****Meaning**

Jesus Came to Bring Us to God... He Went Up to Rule in Heaven!

After Jesus rose from the dead, He appeared to His followers many times. He showed them from the Bible why He had to suffer and die on the cross. He showed them how He had completed all of God's plans to save God's people. Jesus also told them God's plans for them. They were to go to into the whole world, urging everyone to turn away from their sins and trust in Him as their Savior. God would use them to save His people from every part of the world. After Jesus finished teaching His followers all these things, He went home to heaven. At last, once more, Jesus shone with the bright shininess of God's glorious goodness. At last, once more, He delighted in all of the Perfect Wonderfulness of God—that closest, most wonderful love that He had fully enjoyed with God, the Father, and God, the Holy Spirit, before He had gone to earth to be our Savior. Jesus' work on earth was done, but not His work in heaven. Jesus now reigns as king over the whole universe --the King of kings and Lord of lords. He prays and cares for God's people as God's plan for them keeps being worked out here on earth. Jesus is there ruling and caring for God's people even now! And one day, He will come back to earth. He will put an end to sin and death forever. And in the new heaven and earth God will make, He will live face-to-face with God's people forever. That will be best of all! We can be God's people when we turn away from our sins and trust in Jesus as our Savior.

**Discussion Questions**

choose a  
few

1. Who did Jesus appear to, after He rose from the dead? *Lots of His followers (disciples) many times.*
2. What did Jesus tell His disciples? *Why He had to suffer and die on the cross; how the Bible shows God's plan for Him to take the punishment for the sins of God's people on the cross; and, to go into all the world and tell others how they can become God's people.*
3. Where did Jesus go home to? *To heaven.*
4. What did Jesus enjoy when He went home to heaven? *The closest, most wonderful love together with God the Father and God the Holy Spirit. The bright, shininess of God's glory. The riches of heaven. The praise of the angels for saving God's people.*
5. What does Jesus do in heaven now? *He rules over the whole universe as King of Kings and Lord of Lords. He prays and cares for His people as God's plan for them keeps being worked out here on earth.*
6. What will Jesus do when God's plans are all finished? *He will come back to earth to put an end to sin and death. He will rule and live in God's new heaven and earth with God's people, forever happy.*
7. How can we become God's people? *By turning away from our sins and trusting in Jesus as our Savior.*



**Deep Down Discussion Sheet**

use with all THREE lessons

**P.2***Questions to aid discussion of the key concepts and for use in games*

<b>THE GOSPEL</b>	What is God's good news for you and me? <i>The gospel! What Did Jesus Come to Do? Jesus Came to Bring Us to God... He Went Up to Rule in Heaven! Jesus finished the job His Father, God, gave Him to do on earth. He paid for God's people's sins. He made the way for them to come to God. Now Jesus is in heaven, preparing a place for God's people to live with God forever. He is ruling as King. One day He will come back to earth and put an end to sin and death forever. Oh, how sad that day will be for those who kept on disobeying God and did not trust in Jesus as their Savior. They will be separated from God and His goodness forever. But oh, how wonderful for all who have turned away from their sins and have trusted in Jesus as their Savior! They will live with God forever happy. We, too, can live forever happy with God. If we turn away from our sins and trust in Jesus as our Savior. How good God is to us! Ask God to help you! He loves to answer this prayer!</i>
<b>BIBLE TRUTH BIBLE VERSE</b>	"Jesus Christ, who has gone into heaven and is at the right hand of God, with angels, authorities, and powers having been subjected to him."--1 Peter 3:21-22, ESV <b>Learn a Little:</b> "Jesus Christ ... has gone into heaven... and is at the right hand of God."
<b>Meaning</b>	<b>What does that mean?</b> The Bible tells us that after Jesus rose from the dead, He taught His disciples many things from the Bible. But at last, when Jesus finished teaching them, He went up to heaven and began His rule as king, just as God promised He would in the Bible. That's what being at the right hand of God means. That's a Bible way of saying that Jesus is ruling as the promised, great King who would beat sin and death and save God's people--all who turn away from their sins and trust in Him as their Savior. (That can even be you and me!). And that what Jesus is still doing even now. He is ruling over everything—not just all people, but all of the angels and other heavenly powers. He is King of Kings and Lord of Lords!
<b>Discussion Questions</b>	1. Did Jesus stay dead in His cave-grave? <i>No, He did not. He rose from the dead.</i> 2. Who did Jesus talk with after He rose from the dead? <i>His disciples.</i> 3. Where did Jesus go after He finished teaching His disciples? <i>He went up to heaven.</i> 4. What is Jesus doing in heaven now? <i>He is ruling over everything.</i> 5. Who even rules over the angels and other heavenly powers? <i>Jesus does.</i>
<b>BIBLE STORY</b>	<b>The Case of the Fluffy Farewell</b>
<b>Discussion Questions</b>  <i>choose a few</i>	1. What was the exciting news that everyone was talking about in Jerusalem? <i>That Jesus had rose from the dead.</i> 2. Who did Jesus appear to after He rose from the dead? <i>His friends... one time even 500 of them at once!</i> 3. What did Jesus do with His friends after He rose from the dead? <i>He ate and drank with them. He showed them everything the Bible had to say about Him. He taught them more of God's plans for the world.</i> 4. Where did Jesus tell His friends He was going? <i>Back home to heaven to be with God His Father and the Holy Spirit. And, to be the great King of Kings and rule over everything.</i> 5. Who did Jesus promise to send His friends? <i>The Holy Spirit, to teach them more about God, to comfort them in their hearts and to give them power to do everything God wanted them to do.</i> 6. What did Jesus want His friends to do? <i>Tell the whole world how they could be saved by turning away from disobeying God and trusting in Jesus as their Savior.</i> 7. How did Jesus go to heaven? <i>He rose up in the sky.</i> 8. How will Jesus come back one day? <i>He will come back in the same way He left.</i> 9. What is Jesus doing in heaven even now? <i>He is ruling as the great King of Kings, praying and caring for God's people. And, bringing about all of God's good plans for this world.</i> 10. How can we become God's people? <i>By turning away from our sins and trusting in Jesus as our Savior.</i>

# **DEEP DOWN DETECTIVES**

**Curriculum Resources**



**Appendix A:  
Unit 9 Songs, ESV**

## Index of Songs

<b>TRACK NUMBERS</b>	196
<b>GENERAL CLASSROOM SONGS (USED EVERY LESSON, EVERY UNIT)</b>	
<b>Lyrics:</b>	
The Classroom Song vs.1-4	201
Deep Down Detectives Theme Song	202
The Classroom Rules Song	202
Let's Pray Song	203
The Big Question Box Song	203
The Bible Chant Song	204
ACTS Prayer Song	204
<b>Sheet Music :</b>	
The Classroom Song vs.1-4	
Deep Down Detectives Theme Song	205
The Classroom Rules Song	206
Let's Pray Song	206
The Big Question Box Song	207
The Bible Chant Song	207
ACTS Prayer Song	208
<b>Unit 9: Jesus, Immanuel, God with Us</b>	
<b>Unit 9 Songs Lyrics:</b>	
Big Q & A 9 Song	211
Big Question 9 Song: What Did Jesus Come to Do?	212
Big Question 9 Bible Verse Song: Christ Once Suffered for Sins 1 Peter 3:18, ESV (full version)	213
<i>Extra Big Question 9 Bible Verse Song: For Christ Suffered Once for Sin 1 Peter 3:18, ESV (other version)</i>	214
<i>Extra Big Question 9 Bible Verse Song: For God So Loved the World John 3:16, ESV</i>	215
Big Question 9 Hymn: To God Be the Glory, v.1	216
Big Question 9 Praise Song: Blessed Be the Name	217
<b>Unit 9 Songs Sheet Music</b>	
Big Q & A 9 Song	218
Big Question 9 Song: What Did Jesus Come to Do?	219
Big Question 9 Bible Verse Song: Christ Once Suffered for Sins 1 Peter 3:18, ESV (full version)	221
<i>Extra Big Question 9 Bible Verse Song: For Christ Suffered Once for Sin 1 Peter 3:18, ESV (other version)</i>	222
<i>Extra Big Question 9 Bible Verse Song: For God So Loved the World John 3:16, ESV</i>	223
Big Question 9 Hymn: To God Be the Glory, v.1	224
Big Question 9 Praise Song: Blessed Be the Name	224
<b>What Did Jesus Come to Do?</b>	
<b>Jesus Came to Bring Us to God!</b>	
<b>Bible Truth 1: He Left His Home in Heaven to Save Us</b>	
<b>Lyrics:</b>	
Bible Verse: Down, Down, Down John 6:38, ESV	227
<i>Extra Bible Verse: The Word Became Flesh John 1:14 NIV 1984</i>	228
<i>Extra Bible Verse: Your Attitude Should Be Philippians 2:5-8, NIV 1984</i>	229
<b>Sheet Music:</b>	
Bible Verse: Down, Down, Down John 6:38, ESV	230
<i>Extra Bible Verse: The Word Became Flesh John 1:14 NIV 1984</i>	231
<i>Extra Bible Verse: Your Attitude Should Be Philippians 2:5-8, NIV 1984</i>	232

## Index of Songs, continued

### **Bible Truth 2: He Never, Ever Disobeyed God**

#### **Lyrics:**

Bible Verse: Jesus Has Been Tempted Hebrews 4:1, ESV	233
Extra Bible Verse: We Have a Great High Priest: Hebrews 4:14-15, NIV 1984	234

#### **Sheet Music:**

Bible Verse: Jesus Has Been Tempted Hebrews 4:1, ESV	235
Extra Bible Verse: We Have a Great High Priest: Hebrews 4:14-15, NIV 1984	236

### **Bible Truth 3: He Taught about God and Did Amazing Things!**

#### **Lyrics:**

Bible Verse: Jesus Went Proclaimin' Matthew 4:23, ESV	237
Extra Bible Verse: Lord, to Whom Shall We Go? John 6:68-69, ESV	238
Extra Bible Verse: Who Is This? Luke 8:25, ESV	239
Extra Bible Verse: Jesus Said to Them: Matthew 16:15-16, ESV	240

#### **Sheet Music:**

Bible Verse: Jesus Went Proclaimin' Matthew 4:23, ESV	241
Extra Bible Verse: Lord, to Whom Shall We Go? John 6:68-69, ESV	242
Extra Bible Verse: Who Is This? Luke 8:25, ESV	243
Extra Bible Verse: Jesus Said to Them: Matthew 16:15-16, ESV	244

### **Bible Truth 4: He Died on the Cross for the Sins of God's People**

#### **Lyrics:**

Bible Verse: I Will Ransom Them Hosea 13:14, HCSB	245
Extra Bible Verse: Blessed Are Those Romans 4:7-8, ESV	246

#### **Sheet Music:**

Bible Verse: I Will Ransom Them Hosea 13:14, HCSB	247
Extra Bible Verse: Blessed Are Those Romans 4:7-8, ESV	248

### **Bible Truth 5: He Rose from the Dead**

#### **Lyrics:**

Bible Verse: Why Do You Seek? Luke 24:5-6, ESV	249
Extra Bible Verse: I Am the Living One Revelation 1:17-18, ESV	250
Extra Bible Verse: He Is the Head of the Body Colossians 1:18, ESV	251

#### **Sheet Music:**

Bible Verse: Why Do You Seek? Luke 24:5-6, ESV	252
Extra Bible Verse: I Am the Living One Revelation 1:17-18, ESV	253
Extra Bible Verse: He Is the Head of the Body Colossians 1:18, ESV	254

### **Bible Truth 6: He Went Up to Rule in Heaven**

#### **Lyrics:**

Bible Verse: Gone into Heaven 1 Peter 3:21-22, ESV	255
Extra Bible Verse: Jesus Christ Has Gone into Heaven 1 Peter 3:21-22, ESV (other version)	256
Extra Bible Verse Therefore God Exalted Him Philippians 2:9-11, NIV 1984	257

#### **Sheet Music:**

Bible Verse: Gone into Heaven 1 Peter 3:21-22, ESV	258
Extra Bible Verse: Jesus Christ Has Gone into Heaven 1 Peter 3:21-22, ESV (other version)	259
Extra Bible Verse Therefore God Exalted Him Philippians 2:9-11, NIV 1984	260

## Deep Down Detectives ESV Songs 9 Track Numbers

This is a listing of all songs mentioned in the unit curriculum. You may or may not choose to use all of the songs. They are listed in easy-reference order--NOT in the order used in the curriculum.

You may choose to simply burn a CD/load them onto an mp3 device in this order. Or, you may want to do what we do: choose the songs we want to use and create a play list of them in that order. Then, we burn a CD/upload the play list onto an mp3 device. A teacher only has to click forward to the next song, instead of hunting for the right track. The track number have been included as part of the title of each song, teachers will still have a reference to the track number listed in the curriculum (same as those listed below), even if you change the order on your customized play list.

### SONGS USED EVERY UNIT OF THE CURRICULUM

- 1 The Classroom Song v.1
- 2 The Classroom Song v.2
- 3 The Classroom Song v.3
- 4 The Classroom Song v.4
- 5 Deep Down Detectives Theme Song
- 6 The Classroom Rules Song
- 7 Let's Pray Song
- 8 The Big Question Box Song
- 9 The Bible Chant Song
- 10 ACTS Prayer Song (Short Version)
- 11 ACTS Prayer Song (Full Version)

#### Why the Extra Songs?

Deep Down Detectives is a curriculum used by a wide age-span of kids. Sometimes one of the other songs is a better fit for your kids. Or, you may simply want to teach them more songs on the same Bible Truth. Use as many or as few as you want.

### UNIT 9: JESUS, IMMANUEL, GOD WITH US

- 12 Big Q & A 9 Song
- 13 Big Question 9 Song: What Did Jesus Come to Do?
- 14 Big Question 9 Bible Verse Song: Christ Once Suffered for Sins 1 Peter 3:18, ESV (full version)
- 15 Big Question 9 Bible Verse Song: Christ Once Suffered for Sins 1 Peter 3:18, ESV (short version)
- 16 Extra Big Question 9 Bible Verse Song: For Christ Suffered Once for Sin 1 Peter 3:18, ESV (other version)
- 17 Extra Big Question 9 Bible Verse Song: For God So Loved the World John 3:16, ESV
- 18 Big Question 9 Hymn: To God Be the Glory, v.1
- 19 Big Question 9 Praise Song: Blessed Be the Name

#### What Did Jesus Come to Do?

#### Jesus Came to Bring Us to God...

#### Bible Truth 1: He Left His Home in Heaven to Save Us

- 20 Bible Verse: Down, Down, Down John 6:38, ESV
- 21 Extra Bible Verse: The Word Became Flesh John 1:14 NIV 1984
- 22 Extra Bible Verse: Your Attitude Should Be Philippians 2:5-8, NIV 1984

#### Bible Truth 2: He Never, Ever Disobeyed God

- 23 Bible Verse: Jesus Has Been Tempted Hebrews 4:15, ESV
- 24 Extra Bible Verse: We Have a Great High Priest: Hebrews 4:14-15, NIV 1984

#### Bible Truth 3: He Taught about God and Did Amazing Things

- 25 Bible Verse: Jesus Went Proclaimin' Matthew 4:23, ESV
- 26 Extra Bible Verse: Lord, to Whom Shall We Go? John 6:68-69, ESV
- 27 Extra Bible Verse: Who Is This? Luke 8:25, NIV 1984
- 28 Extra Bible Verse: Jesus Said to Them: Matthew 16:15-16, ESV

#### Bible Truth 4: He Died on the Cross for His People's Sins

- 29 Bible Verse: I Will Ransom Them Hosea 13:14, HCSB
- 30 Extra Bible Verse: Blessed Are Those Romans 4:7-8, ESV

#### Bible Truth 5: He Rose from the Dead

- 31 Bible Verse: Why Do You Seek? Luke 24:5-6, ESV
- 32 Extra Bible Verse: I Am the Living One Revelation 1:17-18, ESV
- 33 Extra Bible Verse: He Is the Head of the Body Colossians 1:18, ESV

#### Bible Truth 6: He Went Up to Rule in Heaven

- 34 Bible Verse: Gone into Heaven 1 Peter 3:21-22, ESV
- 35 Extra Bible Verse: Jesus Christ Has Gone into Heaven 1 Peter 3:21-22, ESV (other version)
- 36 Extra Bible Verse Therefore God Exalted Him Philippians 2:9-11, NIV 1984



# **DEEP DOWN DETECTIVES**

**Curriculum Resources**



**General Classroom Songs**  
**(used every lesson**  
**of the curriculum)**





## **Unit 9 Lyrics**

---

# **The Classroom Song**

DDD ESV Unit 9 Songs, Tracks 1-4

### Verse 1

Let's gather together to worship God,  
Let's gather together to worship God,  
Come gather now with me!

### Verse 2

We've gathered together to worship God,  
We've gathered together to worship God,  
And now it's time to play.

### Verse 3

It's time to get ready to go and tell,  
It's time to get ready to go and tell,  
Come gather here with me.

### Verse 4

So what's our big news to go and tell,  
So what's our big news to go and tell,  
Can you tell me now?

## **Unit 9 Lyrics**

---

# **Deep Down Detectives Theme Song**

DDD ESV Unit 9 Songs, Track 5

We're Deep Down Detectives,  
diggin' deep in God's Word,  
For truths about God and His plans for this world,  
We're seeking to love Him, with all of our heart,  
We're Deep Down Detectives!  
Come on! Let's start!

Words and Music: Constance Dever ©2015

# **Classroom Rules Song**

DDD ESV Unit 9 Songs, Track 6

Shh, be quiet while someone is talking,  
Raise your hand, if you have something to say,  
Don't touch your friend, sitting beside you,  
Obey your teachers, Be kind as you play.  
These are our classroom rules,  
These are our classroom rules,  
They help us worship God and love one another,  
These are our classroom rules.

Words and Music: Constance Dever ©2015

## **Unit 9 Lyrics**

---

### **Let's Pray**

DDD ESV Unit 9 Songs, Track 7

1-2-3!

Fold your hands,

Bow your head,

Close your eyes.

Let's pray! *(repeat)*

Words and Music: Constance Dever ©2015

### **Big Question Box Song**

DDD ESV Unit 9 Songs, Track 8

#### **The Big Question Box Song**

We've got a big box,

All closed up and locked,

Filled with the truths of God's Word.

We've got a brief case,

There's no time to waste,

Come on, kids, let's open it up!

Words and Music: Constance Dever ©2015

## **Unit 9 Lyrics**

---

### **The Bible Chant Song**

DDD ESV Unit 9 Songs, Track 9

The Bible, the Bible,  
Let's get out the Bible.  
Let's hear what God has to say.  
The Bible, the Bible,  
God's given us the Bible.  
It's His Word for us to learn and obey! Yay!

Words and Music: Constance Dever ©2015

### **The ACTS Prayer Song**

DDD ESV Songs, Tracks 10,11

A: Adoration, God, we praise You,  
C: Confession, Forgive us our sins,  
T: Thanksgiving, Thank You for Jesus,  
S: Supplication, Help us live like Him. (repeat)

That's the A-C-T-S prayer, my friend,  
Bow your head, Close your eyes, Shhh,  
Let's begin!

Words and Music: Constance Dever ©2016

**The Classroom Song**

DDD ESV Unit 9 Songs, Tracks 1-4

1. Let's ga - ther to - geth - er to wor - ship God. Let's ga - ther to -  
 2. We've ga - thered to - geth - er to wor - ship God. We've ga - thered to -  
 3. It's time to get read - y to go and tell, It's time to get  
 4. So what's our big news\_\_\_ to go and tell? So what's our big

6  
 geth - er to wor - ship God. Come ga - ther here with me.\_\_\_\_  
 geth - er to wor - ship God. And now it's time to play!\_\_\_\_  
 read - y to go and tell. Come ga - ther here with me!\_\_\_\_  
 news\_\_\_ to go and tell?\_\_\_\_\_ Can you tell me now?\_\_\_\_\_

Words and Music: Constance Dever ©2013

**Deep Down Detectives Theme Song**

DDD ESV Unit 9 Songs, Track 5

We're Deep Down De - tec - tives! Dig - gin' deep in God's Word, For truths a bout God, and\_ His

4  
 plans for this world,\_\_\_\_\_ We're seek - ing to love\_\_\_ Him,\_\_\_ with

6  
 all of our heart,\_\_\_\_\_ We're Deep Down De - tec - tives! Come on! Let's start!

Words and Music: Constance Dever ©2014



**The Classroom Rules Song**

DDD ESV Unit 9 Songs, Track 6

C F G C F G

Shh! Be quiet while someone is talking, Raise your hand when you have something to say,

5 F C F C G13 C

Don't touch your friend, sitting beside you, Obey your teachers be kind as you play.

9 F G F C G

These are our classroom rules, These are our classroom rules, They help us

13 C F G F G C

worship God and love one another, These are our classroom rules. Yeah!

Words and Music: Constance Dever ©2013

**Let's Pray**

DDD ESV Unit 9 Songs, Track 7

A C#m D A E A

One, two, three, Fold your hands, Bow your head, close your eyes, Let's pray!

5 C#m D A E

One, two, three, Fold your hands, Bow your head, close your eyes, Let's pray!

Words and Music: Constance Dever ©2013

**The Big Question Box Song**

DDD ESV Unit 9 Songs, Track 8

Eb Ab Eb Ab Eb  
 We've got a big box, All closed up and locked, Filled with the truths of God's  
 4 Bb Eb  
 Word. We've got a brief case, There's  
 6 Ab Eb Bb Eb  
 no time to waste! Come on, kids! Let's open it up!

Words and Music: Constance Dever ©2016

**The Bible Chant Song**

DDD ESV Unit 9 Songs, Track 9

A D E A D E A  
 The Bi-ble, the Bi ble, Let's get out the Bi-ble, Let's hear what God has to say. The  
 5 D E A D E A  
 Bi ble, the Bi-ble, God's gi-ven us the Bi ble, It's His Word for us to learn and obey! Yay!

Words and Music: Constance Dever ©2013

**The ACTS Prayer Song**

DDD ESV Unit 9 Songs, Tracks 10,11



A: A-do-ra tion, "God, we praise You," C: Con-fes-sion, "For-give us our sins,"




T: Thanks-giv ing, "Thank You for Je-sus, S: Sup-pli-ca-tion, "Help us live like Him."



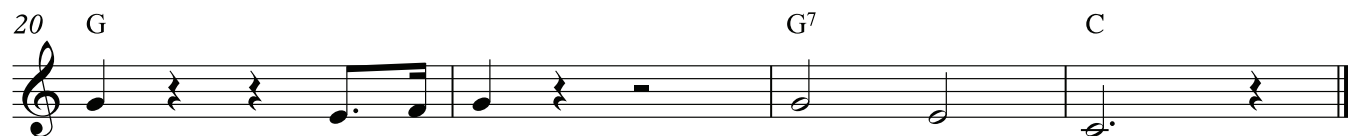
A: A-do-ra tion, "God, we praise You," C: Con-fes-sion, "For-give us our sins,"



T: Thanks-giv ing, "Thank You for Je-sus, S: Sup-pli-ca-tion, "Help us live like Him."



live like\_ Him." That's the A, C, T, S prayer, my friend, Bow your



head, close your eyes, shhh! Let's be - gin!

# **DEEP DOWN DETECTIVES**

**Curriculum Resources**



**Unit 9 Songs**  
**(used with all 6 Bible Truths)**



## **Unit 9 Lyrics**

---

# **Big Q & A 9 Song**

DDD ESV Songs 9, Track 12

What did Jesus come to do?

What did Jesus come to do?

Jesus came to bring us to God.

That's what Jesus came to do!

Words: Constance Dever Music: Adapted Nursery Rhyme ©2012



## Unit 9 Lyrics

---

# Big Question 9 Song: What Did Jesus Come to Do?

DDD ESV Songs 9, Track 13

### Refrain

What did Jesus come to do?  
Jesus came to bring us to God.  
What did Jesus come to do?  
Jesus came to bring us to God.

### Verse 1

In the beginning, people enjoyed  
Perfect fellowship with God.  
But they disobeyed, their fellowship lost.  
Would things always stay this way? *Refrain*

### Verse 2

At just the right time,  
God sent His Son to pay for His people's sins,  
He offered His life, the perfect sacrifice,  
Gave them fellowship with God again. *Refrain*

### Verse 3

On the third day, Jesus rose from the grave,  
Then He went back home to heav'n.  
Now all who repent and believe in Him,  
Can know God forever. *Refrain*

## Unit 9 Lyrics

---

# Unit 9 Bible Verse Song: DDD ESV Songs 9, Tracks 14, 15 Christ Suffered Once for Sin

Christ suffered once for sin,  
That He might bring us to God,  
Christ suffered once for sin,  
That He might bring us to God.

The righteous for the unrighteous,  
The righteous for the unrighteous,  
The righteous for the unrighteous,  
The righteous for the unrighteous,  
The righteous for the unrighteous,  
The righteous for the unrighteous.  
That He might bring us to God.  
First Peter Three, eighteen.

Words: adapted from 1 Peter 3:18, ESV    Music: Constance Dever ©2016

**Tie-in:** What did Jesus come to do? Jesus came to bring us to God! That's just what this Bible verse tells us. We are all sinners and deserve God's punishment for disobeying Him. We could never come to God on our own. But Jesus came to take the God's punishment for all who will ever say sorry to God for their sins and trust Jesus as their Savior! He forgives them and makes them His very own people. They get to know God in their hearts here. And one day, they will get to live with God, always happy.

## Unit 9 Lyrics

---

# Unit 9 Bible Verse Song: For Christ Suffered Once for Sins

DDD ESV Songs 9, Tracks 16

Christ suffered once for sins,  
The righteous for the unrighteous,  
That He might bring us to God,  
That He might bring us to God,  
For Christ suffered to bring us to God.

Words: adapted from 1 Peter 3:18, ESV    Music: Constance Dever ©2011

**Tie-in:** What did Jesus come to do? Jesus came to bring us to God! That's just what this Bible verse tells us. We are all sinners and deserve God's punishment for disobeying Him. We could never come to God on our own. But Jesus came to take the God's punishment for all who will ever say sorry to God for their sins and trust Jesus as their Savior! He forgives them and makes them His very own people. They get to know God in their hearts here. And one day, they will get to live with God, always happy.

## Unit 9 Lyrics

---

# Extra Unit 9 Bible Verse Song: For God So Loved the World

DDD ESV Songs 9, Track 17

For God so loved the world,  
That He gave His only Son,  
That whoever believes in Him shouldn't perish,  
But have eternal life.

For God so loved the world,  
That He gave His only Son,  
That whoever believes in Him shouldn't perish,  
But have eternal life.  
John Three, sixteen.

Words: adapted from John 3:16, ESV    Music: Constance Dever ©2016

**Tie-in:** How great is God's love for sinners like you and me, that He would send His dear Son Jesus to suffer and die for us! Now all who turn from their sins and trust in Jesus as their Savior, will not perish. They will not receive the punishment they deserve for their sins. Jesus has paid for their sins already when He died on the cross. Because of them, they will enjoy eternal life with God. Here on earth, they can know Him in their heart and His care in their lives. And when they die, they will go to be with Him forever!

## Unit 9 Lyrics

---

# Big Question 9 Hymn: To God Be the Glory, v.1

DDD ESV Songs 9, Tracks 18

## Verse 1

To God be the glory, great things He hath done;  
So loved He the world that He gave us His Son.  
Who yielded His life, an atonement for sin,  
And opened the lifegate that all may go in.

## Refrain

Praise the Lord, praise the Lord,  
Let the earth hear His voice.  
Praise the Lord, praise the Lord,  
Let the people rejoice.  
O, come to the Father through Jesus the Son,  
And give Him the glory, great things He hath done.

Words: Fanny Crosby Music: William H. Doane

**Tie-in:** What did Jesus come to do? Jesus came to bring us to God! Let's praise God, let's give Him glory for the great things He has done! He loved the world so much that He sent His Son, Jesus to save His people! When we say sorry to God for disobeying Him and trust in Jesus as our Savior, He will forgive us our sins and save us, too! That's good, good news, so let's rejoice and praise God! Yay! We can come to God the Father through Jesus, the Son!

## Unit 9 Lyrics

---

# Big Question 9 Praise Song: DDD ESV Songs 9, Track 19 Blessed Be the Name

All praise to Him, who reigns above,  
In majesty supreme.  
Who gave His Son for man to die,  
That He might man redeem!

Blessed be the name, Blessed be the name,  
Blessed be the name of the Lord;  
Blessed be the name, Blessed be the name,  
Blessed be the name of the Lord.

Words and Music: Anonymous

**Tie-in:** What did Jesus come to do? Jesus came to bring us to God! Let's praise God, let's give Him glory for the great things He has done! He loved the world so much that He sent His Son, Jesus to save His people! When we say sorry to God for disobeying Him and trust in Jesus as our Savior, He will forgive us our sins and save us, too! That's good, good news, so let's rejoice and praise God! Yay! We can come to God the Father through Jesus, the Son!



# Big Q & A 9 Song

DDD ESV Songs 9, Track 12

What did Je - sus come to do? What did Je - sus come to do? Je - sus

came to bring us to God. That's what Je - sus came to do!

Words: Constance Dever Music: Adapted Nursery Rhyme ©2012

**Big Question 9 Song**

DDD ESV Songs 9, Track 13

Eb Ab Eb Ab Bb  
 What did Je - sus come to do? Je - sus came to bring us to God?\_\_\_\_

5 Eb Ab Eb Ab Bb Eb Bb Eb Ab Bb Eb  
 What did Je - sus come to do? Je - sus came to bring us to God.\_\_\_\_ In the be - gin - ning

10 Ab Bb Eb Ab Eb Ab Bb Ab Bb Eb  
 peo - ple en - joyed per - fect fel - low - ship with God. But they dis - o - beyed their

14 Ab Bb Eb Ab Ab Eb Ab Bb Eb  
 fel - low - ship lost, Would things al - ways stay this way? What did Je - sus

19 Ab Eb Ab Bb Eb Ab Eb Ab  
 come to do? Je - sus came to bring us to God?\_\_\_\_ What did Je - sus come to do? Je -

24 Bb Eb Bb Eb Ab Bb Eb Ab Bb Eb  
 - sus came to bring us to God.\_\_\_\_ At just the right time God sent His Son, to

28 Ab Eb Ab Bb Ab Bb Eb Ab Bb Eb Ab  
 pay for His peo ple's sins, He of - fered His life, the per - fect sa - cri - fice, gave them

32 Ab Eb Ab Bb Eb Ab Eb Ab  
 fel - low - ship with God a gain,\_\_\_\_ What did Je - sus come to do? Je -

37 B $\flat$  E $\flat$  A $\flat$  E $\flat$  A $\flat$

- sus came to bring us to God?\_\_\_\_ What did Je - sus come to do? Je -

41 B $\flat$  E $\flat$  B $\flat$  E $\flat$  A $\flat$  B $\flat$  E $\flat$  A $\flat$  B $\flat$  E $\flat$

- sus came to bring us to God.\_\_\_\_ On the third day, Je-sus rose from the grave, then He

45 A $\flat$  E $\flat$  A $\flat$  B $\flat$  A $\flat$  B $\flat$  E $\flat$  A $\flat$  B $\flat$  E $\flat$  A $\flat$  E $\flat$  A $\flat$  B $\flat$

went back home to heav'n. Now all who re-pent and be - lieve\_ in Him, Can know God for-ev -

50 E $\flat$  A $\flat$  E $\flat$  A $\flat$  B $\flat$

er. What did Je - sus come to do? Je - sus came to bring us to God?

55 E $\flat$  A $\flat$  E $\flat$  A $\flat$  B $\flat$  E $\flat$  B $\flat$  E $\flat$

What did Je - sus come to do? Je - sus came to bring us to God.\_\_\_\_

Words and Music: Constance Dever ©2012

**1 Peter 3:18 Christ Suffered Once for Sin**DDD ESV Songs 9,  
Tracks 14, 14T, 15**Big Question 9 Bible Verse**

B♭ Dm Cm F B♭ Dm  
 For Christ suf - fered once for sins, once for sins, the right - eous for the un

7 Cm F E♭ B♭ E♭ F  
 right - teous that he might bring us to God, bring us to God, For Christ

13 E♭ F E♭ B♭  
 suf - fered to bring us to God.

17 F E♭ B♭  
 First Pe - ter Three, eigh - teen.

Words: adapted from 1 Peter 3:18 ESV Music: Constance Dever ©2012

# 1 Peter 3:18 For Christ Suffered for Sins

DDD ESV Songs 9, Track 16

## Extra Big Question 9 Bible Verse

The musical score is written in 3/4 time with a key signature of two flats (Bb and Eb). It consists of four systems of music, each with a vocal line and a piano accompaniment line. The lyrics are written below the vocal line.

**System 1:** Chords: Bb, Dm, Cm, F, Bb, Dm. Lyrics: For Christ suf - fered once for sins, once for sins, the right - eous for the un

**System 2:** Chords: Cm, F, Eb, Bb, Eb, F. Lyrics: righ - teous that he might bring us to God, bring us to God, For Christ

**System 3:** Chords: Eb, F, Eb, Bb. Lyrics: suf - fered to bring us to God.

**System 4:** Chords: F, Eb, Bb. Lyrics: First Pe - ter Three, eigh - teen.

Words: adapted from 1 Peter 3:18 ESV Music: Constance Dever ©2012

**John 3:16 For God So Loved the World**

DDD ESV Songs 9, Track 17

**Extra Big Question 9 Bible Verse**

G(add9) G D A<sup>7</sup>/C<sup>#</sup> D<sup>maj9</sup>/C<sup>#</sup> Bm<sup>7</sup> G D A/C Bm<sup>7</sup>

For God\_ so loved the wor - or\_ old, that He gave his on - ly\_ Son, \_

5 Bm<sup>7</sup> G A<sup>7</sup> Em<sup>7</sup> Em A<sup>7</sup>/C<sup>#</sup> A/C<sup>#</sup> G A<sup>11</sup>

\_That who-ev-er\_ be - lieves in\_ Him should not per ish, but have e - ter-nal life.

9 D G(add9) G D A<sup>7</sup>/C<sup>#</sup> Bm<sup>7</sup> G D<sup>maj9</sup>/C<sup>#</sup>

\_ For God\_ so loved the wor - or\_ old, that He gave his on - ly

13 D A/C Bm<sup>7</sup> Bm<sup>7</sup> G A<sup>7</sup> Em<sup>7</sup> Em A<sup>7</sup>/C<sup>#</sup> A/C<sup>#</sup> G

\_ Son, \_ That\_ who-ev-er\_ be lieves in\_ Him should not per ish, but

17 A<sup>11</sup> D/A D<sup>maj9</sup>/A D A<sup>11</sup> D<sup>maj9</sup>/A A D

have e - ter - nal life.\_ John Three, six - teen.



## To God Be the Glory

### Big Question 9 Hymn

DDD ESV Songs 9, Track 18

1. To God be the glo - ry great things He hath done; So loved He the world that He gave us His

8 Son, Who yield - ed His life an a - tone - ment for sin, And o - pened the life - gate that all may go

16 in. Praise the Lord, praise the Lord, Let the earth hear His voice. Praise the Lord praise the Lord, let the

23 peo - ple re - joice. O come to the Fa - ther through Je - sus the

28 Son, And give Him the glo - ry great things He hath done.

Words: Fanny Crosby Music: William H. Doane

## Blessed Be the Name

### Big Question 9 Praise Song

DDD ESV Songs 9, Track 19

All praise to Him who reigns a - bove in maj - es - ty su - preme. Who gave His Son for man to die, That

7 He might man re - deem! Bless - ed be the name, bless - ed be the name, Bless - ed be the name of the

12 Lord; Bless - ed be the name, bless - ed be the name. Bless - ed be the name of the Lord.

Words and Music: Anonymous

# **DEEP DOWN DETECTIVES**

**Curriculum Resources**



**Unit 9 Bible Truth  
Bible Verse Songs**



**Unit 9 Bible Truth 1 Bible Verse Song Lyrics**

---

**Bible Verse Song:  
Down, Down, Down**

DDD ESV Songs 9, Track 20

Down, down, down,  
I have come down,  
Down, down, down,  
I have come down.  
I've come down from heaven,  
Not to do my own will,  
But the will of him,  
Of him, who sent me. (Repeat)  
John Six, thirty-eight.

about this Bible verse:

Words: adapted from John 6:38, ESV Music: Constance Dever ©2011

Jesus left His wonderful home in heaven to live on earth. Why? To carry out God's amazing plan. What was that plan? To save His sinful people from their sins so they could know Him and enjoy Him forever! What an amazing plan! What a wonderful God! Let's praise Him right now!

---

**Unit 9 Bible Truth 1 Bible Verse Song Lyrics**

---

**Extra Bible Verse Song:** DDD ESV Songs 9, Track 21  
**The Word Became Flesh**

The Word became flesh,  
And made his dwelling with us.  
The Word became flesh,  
And made his dwelling with us.  
We have seen his glory,  
The glory of the one and only.  
Who came from the Father,  
Full of grace and truth.  
Who came from the Father,  
Full of grace and truth.  
We have seen his glory,  
The glory of the one and only.  
John One, verse fourteen.

about this Bible verse:

Words: adapted from John 1:14, NIV 1984 Music: Constance Dever ©2011

Jesus is God's Son. He left His home in heaven and became a human--fully God and fully human. Wow! He lived here on earth among us and showed us what God, His Father was like.

Yes, everything Jesus did, thought and said shows us what God is like. That's why Jesus is called the Word--the Word of God. Because everything He says, does and thinks is God speaking to us. The people were amazed when they were with Jesus. He was full of grace-- God's mercy to sinful people who don't deserve. He was full of truth-- every word He spoke was God's perfect Word. God's goodness and holiness could be seen in Him-- God's glory. Yes, everything about Jesus showed the people long ago (and still shows us today), that what God the Father is like.

---

**Unit 9 Bible Truth 1 Bible Verse Song Lyrics**

---

**Extra Bible Verse Song:**  
**Your Attitude Should**

DDD ESV Songs 9, Track 22

Your attitude should be the same,  
As that of Christ Jesus,  
Who being in very nature God,  
Very nature God,  
Did not consider equality with God,  
Something to be grasped,  
Something to be grasped.  
He made himself nothing,  
Taking the very nature,  
The very nature of a servant,  
Being made in human likeness.  
And being found in appearance as a man,  
He humbled himself and became obedient,  
To even death on a cross!  
Your attitude should be the same,  
As that of Christ Jesus.  
Philippians Two, four through eight.

about this Bible verse:

Words: adapted from Philippians 2:5-8, NIV 1984 Music: Constance Dever ©2011

Jesus left His wonderful home in heaven to live on earth. Why? To carry out God's amazing plan--to serve His Father and us, by becoming human, living a perfect life, and even giving it up, suffering and dying on the cross that we might be saved! God calls His people to be like Jesus, serving Him and loving Him and carrying out His good plans that will be good for them and will bring glory to His great name.



**Down, Down, Down**

DDD ESV Songs 9, Track 20

Cm E<sup>b</sup> Cm G<sup>7</sup> Cm E<sup>b</sup> Fm G  
 Down, down, down, I've come down, Down, down, down, I've come down, I've

5 Cm Fm E<sup>b</sup> G<sup>7</sup> Cm E<sup>b</sup> G<sup>7</sup> Cm  
 come down from hea-ven not to do my own will, but the will of Him, of Him who sent me.

10 E<sup>b</sup> Cm G<sup>7</sup> Cm E<sup>b</sup> Fm G  
 Down, down, down, I've come down, Down, down, down, I've come down, I've

14 Cm Fm E<sup>b</sup> G<sup>7</sup> Cm E<sup>b</sup>  
 come down from heav - en not to do my own will, but the will of Him, of

17 G<sup>7</sup> Cm E<sup>b</sup> G<sup>7</sup> Cm B<sup>o</sup> Cm  
 Him who sent me. John Six, thir-ty-eight.

Words: adapted from John 6:38 ESV Music: Constance Dever ©2012

# The Word Became Flesh

DDD ESV Songs 9, Track 21

The Word be-came flesh, and made His dwell-ing with us. The

Word be-came flesh, and made His dwell-ing with us,

We have seen His glo-ry the

glo-ry of the One and On-ly who

came from the Fa-ther, full of grace and truth, Who

came from the Fa-ther, full of grace and truth, We have

seen His glo-ry the glo-ry of the One and

On-ly. John One, One, four-teen.

**Your Attitude Should Be**

DDD ESV Songs 9, Track 22

C Am Em F G  
 Your at - ti - tude should be the same as that of Christ Je - sus, who be-ing

5 C Am Em F C G  
 in ve - ry na - ture God, ve - ry na - ture God,

9 F C F C F C F G  
 did not con-si-der e - qua-li - ty with God, some thing to be grasped, some thing to be grasped,

13 C Am Em F  
 He made him - self no - thing, tak - ing the ve - ry

17 G C Am Em F C  
 na - ture, the ve - ry na - ture of a ser - vant, be - ing made in hu - man

21 G F C F C F C  
 like - ness. And be - ing found in ap - pear - ance as a man, He hum - bled Him - self and be -

25 F G *ritard* C Am  
 came o - be - di - ent, to ev - en death on a cross, Your at - ti - tude should be the

29 Em F G  
 same as that of Christ

31 C G F G C  
 Je - sus. Phi - lip - pi - ans Two, five thru eight.

Words: adapted from Philippians 2:5-8 NIV 1984 Music: Constance Dever ©2012

---

**Unit 9 Bible Truth 2 Bible Verse Song Lyrics**

---

DDD ESV Songs 9, Track 23

# **Bible Verse Song: Jesus Has Been Tempted**

Jesus has been tempted in every respect,  
Jesus has been tempted in every respect,  
As we are, as we are,  
Yet Jesus was without sin.  
Hebrews Chapter Four, fifteen.

about this Bible verse:

Words: Heberws 4:15,ESV Music: Constance Dever ©2012

Do you know what tempted means? It means thinking about doing something that God says is wrong. Our Bible verse tells us Jesus was tempted in every way, just like we are! But what made Jesus different? He always said "no" to tempting things. He never disobeyed God! Jesus was perfect. He was without sin! I'm so glad Jesus never disobeyed God. Because that was the only way He could be our Savior! Let's praise Jesus right now for always saying 'no' to temptation and for being the perfect Savior!

## Unit 9 Bible Truth 2 Bible Verse Song Lyrics

---

# Extra Bible Verse Song: DDD ESV Songs 9, Track 24 **We Have a Great, High Priest**

DDD ESV Songs 9, Track 23

We have a great high priest  
Who has passed through the heavens:  
Jesus, the Son of God.  
Let us hold fast to the confession, the confession,  
In Jesus, the Son of God.  
For we don't have a high priest who's unable,  
To sympathize with our weaknesses,  
But One who in every respect  
Has been tempted as we are,  
Yet without sin.  
Hebrews Four, fourteen and fifteen.

about this Bible verse:

Words: Hebrews 4:14-15, ESV   Music: Constance Dever ©2011

Jesus is the great, high priest of God's people. That means that He is the one who made the way for sinners to be made right with God. With His very own, perfect blood, shed on the cross for our sins, He presented the full payment for our sins.

And what a high priest Jesus is! Not only did He make this amazing sacrifice to save those who trust in Him; but, He continues to loves them and cares for them every day. He knows their weaknesses and cares. He understands how tempting it is to sin against God.

Do you know what tempted means? It means thinking about doing something that God says is wrong. Our Bible verse tells us Jesus was tempted in every way, just like we are! But what made Jesus different? He always said "no" to tempting things. He never disobeyed God! Jesus was perfect. He was without sin! I'm so glad Jesus never disobeyed God. Because that was the only way He could be our Savior! Let's praise Jesus right now for always saying 'no' to temptation and for being the perfect Savior and our great, high priest, who even now still prays for us to fight temptation and to love and obey God.

# Jesus Has Been Tempted

DDD ESV Songs 9, Track 23

B $\flat$  E $\flat$ ma<sup>7</sup> Cm<sup>7</sup> F  
 Je - sus has been tempt - ed in ev ry re - spect,  
 5 B $\flat$  Gm Cm<sup>7</sup> Fsus<sup>4</sup>Gm<sup>11</sup> F  
 Je - sus has been tempt - ed in ev ry re - spect as  
 9 Gm Fsus<sup>4</sup> F<sup>6</sup> Gm F E $\flat$ ma<sup>7</sup>  
 we are, as we are, yet  
 13 B $\flat$  E $\flat$ ma<sup>7</sup> F E $\flat$  B $\flat$   
 Je - sus was with - out sin  
 17 B $\flat$  E $\flat$ ma<sup>7</sup> F B $\flat$   
 He - brews chap - ter Four, fif - teen.

Words: adapted from Hebrews 4:15 ESV Music: Constance Dever ©2012



**We Have a Great, High Priest**

DDD ESV Songs 9, Track 24

We have a great high priest who has gone through the heav-ens, Je-sus, the Son of God, Let us hold  
 firm-ly to the faith\_ we pro -fess in Je-sus, the Son of God... For he\_ sym-path-iz-es with our  
 weak - ness, He's been tempt-ed in ev' - ry way\_\_\_ yet was with - out sin\_\_\_  
 with - out sin, Je-sus, the Son of God. He-brews Four, four-teen and fif - teen!

Words: adapted from Hebrews 4:14-15 NIV 1984 Music: Constance Dever ©2012

---

**Unit 9 Bible Truth 3 Bible Verse Song Lyrics**

---

DDD ESV Songs 9, Track 25

## **Bible Verse Song: Jesus Went Proclaimin'**

Jesus went proclaimin' the gospel of the kingdom,  
Jesus went proclaimin' the gospel of the kingdom,  
Jesus went proclaimin' the gospel of the kingdom,  
Among the people.

*(And what else did Jesus do?)*

Jesus went a-healin' every disease and every affliction,  
Jesus went a-healin' every disease and every affliction,  
Jesus went a-healin' every disease and every affliction,  
Among the people.  
Matthew Four, twenty-three.

about this Bible verse:

Words: Matthew 4:23, ESV Music: Constance Dever ©2012

Jesus taught the people the good news of the kingdom of God. Do you know what that is? That anyone who turns away from their sins and trusts Jesus as their Savior will be forgiven and saved. They will get to love God and enjoy Him forever! And Jesus healed all sorts of sicknesses. Not the way doctors do, with medicines! No, Jesus is God. He could tell sickness to leave and it would. Just like that! Many people watched what Jesus said and did, and they believed in Him. That's the best news of all!

## **Unit 9 Bible Truth 3 Bible Verse Song Lyrics**

---

# **Extra Bible Verse Song: Lord, to Whom Shall We Go?**

DDD ESV Songs 9, Track 26

Lord, to whom shall we go?  
You have the words of eternal life,  
Lord, to whom shall we go?  
We have believed, and have come,  
We have come to know,  
That you are the Holy One of God.  
John Six, sixty-eight and sixty-nine.

about this Bible verse:

Words: John 6:68-69, ESV Music: Constance Dever ©2012

Sometimes great crowds gathered around Jesus to hear Him teach; but sometimes, they left Him--especially when He said things that were very hard. Jesus' disciples never left Jesus. They stayed to hear everything He taught, even when others left. They did not want any other teacher. They knew that Jesus was the Messiah, the Savior, the Holy One of God, the Son of God. Only He had the words of eternal life--the words that told them how they could be saved from their sins and become God's people. They wanted that most of all.

---

## Unit 9 Bible Truth 3 Bible Verse Song Lyrics

---

# Extra Bible Verse Song: Who Is This?

DDD ESV Songs 9, Track 27

“Who is this? Who is this?  
He commands even the winds  
And the water, and they obey him.”

“Who is this? Who is this?  
He commands even the winds  
And the water, and they obey him.”

Where’s your faith? Where’s your faith?”  
Jesus asked his disciples.  
In fear and amazement they asked,  
“Who is this? Who is this?  
He commands even the wind  
And the water, and they obey Him!”  
Luke Eight, verse twenty-five.

about this Bible verse:

Words: Luke 8:25, NIV 1984 Music: Constance Dever ©2012

Jesus’ disciples were amazed at the great things Jesus did with God’s power. One day, Jesus calmed a terrible storm at sea instantly, by simply telling it to be calm. Jesus’ disciples were both afraid and amazed to see Jesus do this mighty thing with God’s power. Who is this Jesus, they wondered. He was no ordinary teacher, they were beginning to see. He was God’s Son, the Messiah, the Savior. They should put their faith in Him.

## Unit 9 Bible Truth 3 Bible Verse Song Lyrics

---

# Bible Verse Song: Jesus Said to Them

DDD ESV Songs 9, Track 28

Jesus said to them,  
“Who do you say that I am?”  
Jesus said to them,  
“Who do you say that I am?”  
“You are the Christ, the Christ, the Christ,  
The Son of the living God.”  
“You are the Christ, the Christ, the Christ,  
The Son of the living God.”  
Matthew Sixteen, fifteen and sixteen.

about this Bible verse:

Words: Matthew 16:15-16, NIV 1984 Music: Constance Dever ©2012

Crowds of people listened to Jesus teach and they watched Jesus do amazing things by God's power. Some thought Jesus was a great teacher or prophet. But God gave Jesus' closest disciples faith to understand completely who Jesus was: He was the Messiah, the Christ, the Savior, the Son of the living God. He had come to save sinners who turn from their sins and put their trust in Him as their Savior.

**Jesus Went Proclaimin'**

**B $\flat$**

Je - sus went pro-claim - in' the gos - pel of the king - dom,

**5 E $\flat$**

Je - sus went pro-claim - in - the gos - pel of the king - dom,

**9 B $\flat$**

Je - sus went pro-claim - in' the gos - pel of the king - dom,

**13 F E $\flat$ ma<sup>7</sup> B $\flat$**

a - mong the peo - ple.

**17 B $\flat$**

(and what else did Jesus do?) Je - sus went a - heal - ing, ev ry di - sease and af

**21 E $\flat$**

flic - tion. Je - sus went a - heal - ing, ev' ry di - sease and af

**25 B $\flat$**

flic - tion, Je - sus went a - heal - ing, ev ry di - sease and af

**29 F E $\flat$ ma<sup>7</sup>**

flic - tion. a - - mong the

**32 B $\flat$  F B $\flat$**

peo ple. Mat - thew Four, twen ty - three.

Words: adapted from Matthew 4:23 ESV Music: Constance Dever ©2012



**Lord, to Whom Shall We Go**

DDD ESV Songs 9, Track 26

B $\flat$  Dm F Gm B $\flat$  Dm F  
 Lord, to whom shall we go? You have the words of e - ter - nal life.

5 B $\flat$  Dm F Gm B $\flat$  Dm Gm  
 Lord, to whom shall we go? — We have be - lieved and have come, we have come to know that —

9 B $\flat$  Dm F $^7$  B $\flat$  Dm F B $\flat$   
 You are the Ho - ly One of God. John Chap - ter Six, six - ty-eight and nine. -

Words: adapted from John 6:68-69 ESV Music: Constance Dever ©2012

**Who Is This?**

DDD ESV Songs 9, Track 27

C F C  
 "Who is this? Who is this? He com-mands ev-en the wind and the wa-ter and  
 5 F C G C F  
 they o - bey Him. Who is this? Who is this? He com-mands ev-en the  
 11 C G C G C C<sup>7</sup> F  
 wind and the wa-ter and they o - bey Him?" "Where's your faith? Where's your  
 17 G G<sup>7</sup> C<sup>7</sup>  
 faith?" Je-sus asked His dis-ci-ples, and in fear and a-maze-ment they asked.\_\_\_\_  
 23 F B<sup>b</sup> F  
 — "Who is this? Who is this? He com-mands ev-en the wind and the wa-ter and  
 29 C<sup>7</sup> F C  
 they o - bey Him?" Luke Eight,  
 33 C F  
 verse twen - ty - five.

Words: adapted from Luke 8:25 NIV 1984 Music: Constance Dever ©2012

# Jesus Said to Them

DDD ESV Songs 9, Track 28

Je-sus said to them, "Who do you say that I am?" Je -sus said to them, "Who do you say that I am?" "You are the Christ, the Christ, the Christ, the Son of the liv - ing God, You are the Christ, the Christ, the Christ, the Son of the liv - ing God." Mat - thew Six - teen, fif - teen and six - teen.

Words: adapted from Matthew 16:15016 ESV Music: Constance Dever ©2012

---

## Unit 9 Bible Truth 4 Bible Verse Song Lyrics

---

# **Bible Verse Song: I Will Ransom Them**

DDD ESV Songs 9, Track 29

I will ransom them from the power of Sheol,  
I will redeem them from death.  
I will ransom them from the power of Sheol,  
I will redeem them from death.

Death, where are your barbs?  
Where, Sheol, is your sting?  
Death, where are your barbs?  
Where, Sheol, is your sting?

I will ransom them from the power of Sheol,  
I will redeem them from death.  
I will ransom them from the power of Sheol,  
I will redeem them from death.

Hosea Thirteen, fourteen.

about this Bible verse:

Words: Hosea 13:14, HCSB Music: Constance Dever ©2011

Ransom! Redeem! What do those big words mean? To pay the price to rescue someone and make them your very own. What did God ransom His people from? The power of the grave and death ("Sheol" is another Bible word for the grave and death.) Yes, indeed! When Jesus suffered and died on the cross, He paid for all of the sins of God's people so they could be forgiven! When we turn away from our sins and trust in Jesus, we can be God's people, too. All of our sins will be forgiven through Him, so we can know God now and get to live with Him forever!

---

## Unit 9 Bible Truth 4 Bible Verse Song Lyrics

---

DDD ESV Songs 9, Track 28

# Extra Bible Verse Song: Blessed Are They

Blessed are those whose lawless deeds are forgiven,  
Whose sins are covered;  
Blessed are those whose lawless deeds are forgiven,  
Whose sins are covered.  
Blessed are those,  
Blessed are those,  
Blessed are those,  
Whose sins are covered.

Blessed is the man against whom the Lord,  
Will not count his sin,  
Blessed is the man against whom the Lord,  
Will not count his sin,  
Blessed are those,  
Blessed are those,  
Blessed are those,  
Whose sins are covered.  
Romans Four, verses seven and eight.

about this Bible verse:

Words: Romans 4:7-8, ESV Music: Constance Dever ©2011

Sadly, we are all sinners who deserve God's punishment for our sins! But Jesus has brought us such good news! When we turn away from our sins and trust in Him as our Savior, God forgives our sins through Him! Yes, Jesus, Himself paid for the sins of God's people. He covers their sins. Their transgressions (sins) are forgiven! How blessed they are! They get to be God's people. They get to be His dearly loved people forever and ever. We can be God's people, too, when we repent of our sins and trust in Jesus as our Savior! He will cover our sins, too.

**I Will Ransom Them**

DDD ESV Songs 9, Track 29

F C F C F C F  
 I will ran - som them from the pow - er of She - ol I will re - deem them from death. I will

5 F C F C F C F Gm F  
 ran - som them from the pow - er of She - ol I will re - deem them from death, Death, where

10 Gm F Eb F Gm F  
 are your barbs? Where, She - ol, *ritard* is your sting?— Death, where

14 Gm F Gm F F C  
 are your barbs? Where, She - ol, is your sting?— I will ran - som them from the

19 F C F C F C  
 pow - er of She - ol I will re - deem them from death. I will ran - som them from the

23 F C F C F C Dm C F  
 pow - er of She - ol I will re - deem them from death. Ho - se - a Thir - teen, four - teen.

Words: adapted from Hosea 13:14, HCSB Music: Constance Dever ©2012



# Blessed Are They

DDD ESV Songs 9, Track 30

Bm E Bm<sup>7</sup> E Bm E Bm<sup>7</sup> E Bm Bm(add4) F#

Bless-ed are those whose law-less deeds are for-giv-en whose sins are cov-ered.

5 Bm E Bm<sup>7</sup> E Bm E Bm<sup>7</sup> E F# Bm(add4) F#

Bless-ed are those whose law-less deeds are for-giv-en whose sins are cov-ered. Bless-ed are those

10 F# Bm F# Bm E Bm<sup>7</sup> E

Bless-ed are those, Bless-ed are those, whose sins are cov-ered.

15 E Bm<sup>7</sup> E E Bm<sup>7</sup> E Bm E Bm<sup>7</sup> E Bm E Bm<sup>7</sup> E

Bless ed is the man a- gainst whom the Lord,

20 Bm Bm(add4) F# E Bm<sup>7</sup> E Bm Bm E Bm<sup>7</sup> E Bm Bm(add4)

Will not count his sin. Bless ed is the man a- gainst whom the Lord, Will not count his

25 F# F# Bm

sin. Bless-ed are those Bless-ed are those, Bless-ed are those, whose

29 F# Bm F# Bm

sins are cov-ered. Ro mans Four, ver-ses se-ven and eight.

Words: adapted from Romans 4:7,8 ESV Music: Constance Dever ©2012

## **Unit 9 Bible Truth 5 Bible Verse Song Lyrics**

---

# **Bible Verse Song: Why Do You Seek?**

DDD ESV Songs 9, Track 31

Why do you seek the living among the dead?

Why do you seek the living among the dead?

He's not here, but has risen.

Jesus has risen.

Why do you seek the living among the dead?

Why do you seek the living among the dead?

Luke Twenty-four, five and six.

about this Bible verse:

Words: Luke 24:5-6, ESV Music: Constance Dever ©2012

The Bible tells us that on the third day after Jesus died, some women who loved Jesus went to the cave-grave where He was buried to take care of His dead body. But angels came and told them the good news: "Jesus is alive! He has risen from the dead!" Jesus was not in that cave at all!

---

**Unit 9 Bible Truth 5 Bible Verse Song Lyrics**

---

## **Extra Bible Verse Song: I Am the Living One**

DDD ESV Songs 9, Track 32

Fear not, Fear not,  
No, don't fear,  
I am the first and I am the last,  
I am the Living One,  
I am the Living One.

Died, died, I died,  
And behold, I'm alive forevermore,  
I am the Living One,  
I am the Living One.

Keys, keys, I have the keys,  
I have the keys of Death and Hades.  
I am the Living One,  
I am the Living One.  
Revelation One, seventeen and eighteen.

about this Bible verse:

Words: Revelation 1:17-18, ESV Music: Constance Dever ©2011

Jesus died on the cross and was buried in a grave; but, on the third day He rose up to live forevermore. He had really beaten sin and death for God's people, once and for all! He won eternal life for all who turn away from their sins and trust in Him as their Savior. He is the Living One! He has power over death itself. God's people never need to be afraid again. They can trust in Jesus to carry them safely through this life and all the way home to heaven with God forever.

## **Unit 9 Bible Truth 5 Bible Verse Song Lyrics**

---

# **Extra Bible Verse Song: He Is the Head of the Body**

DDD ESV Songs 9, Track 33

He is the head of the body, the church,  
He is the head of the body, the church,  
He is the beginning,  
He is the beginning,  
And the firstborn from the dead,  
That in everything he might be pre-eminent.  
He is the head of the body, the church,  
He is the head of the body, the church,  
Colossians One, eighteen.

about this Bible verse:

Words: Colossians 1:18, ESV Music: Constance Dever ©2012

Jesus came to save God's people. Jesus was suffering and dying on the cross to save them from their sins. He rose from the dead in victory, to live forever, proving He had really beaten sin and death for them. Now all who turn away from their sins and trust in Him as their Savior become God's dearly-loved people. The Bible word for all of God's people, saved through Jesus is "the Church." Together, they live to obey God and live out all of His good plans. That's why they are called Jesus' body, and He is called their head. They live out all that He wants them to do, just like your head tells your body what to do.

Every day of their lives they seek to carry out God's good plans. Then, when they die, they know that they will go to live with God forever. Why? Because through Jesus they have eternal life. He rose from the dead, and so will they!

# Why Do You Seek?

DDD ESV Songs 9, Track 31

B $\flat$  E $\flat$  B $\flat$  F  
 Why do you seek the liv- ing a-mong the dead?

5 B $\flat$  E $\flat$  B $\flat$  F  
 Why do you seek the liv- ing a-mong the dead? He's

9 B $\flat$  E $\flat$  B $\flat$  F B $\flat$  E $\flat$  F B $\flat$   
 not here, but has ri - sen. Je - sus\_ has ri - sen. Why do you seek the

14 E $\flat$  B $\flat$  F B $\flat$   
 liv- ing a-mong the dead? Why do you seek the

18 E $\flat$  F B $\flat$  E $\flat$  F B $\flat$   
 liv ing a-mong the dead? Luke Twen-ty-four, five and six.

Words: adapted from Luke 24:5-6, ESV Music: Constance Dever ©2012

**I Am the Living One**

DDD ESV Songs 9, Track 32

Cm G Cm Ab Bb Eb Cm G

Fear not, fear not, No, don't -fear. I am the First and I am the Last. I am the Liv - ing

6 Cm G Cm G Cm Ab Bb

One! I am the Liv - ing One! Died, died, I died, and be - hold I am a-live for-ev-

12 Eb Cm G Cm Cm G Cm

- er - more, I am the Liv - ing One! I am the Liv - ing One! Keys, keys,

18 G Cm Ab Bb Eb Cm G

I hold the keys, I hold the keys of Death and Ha - des. I am the Liv - ing

22 Cm G Cm G Cm G Cm

One! I am the Liv - ing One! Re-vel - a - tion One, sev - en - teen and eigh - teen.

Words: adapted from Revelation 1:17-18, ESV Music: Constance Dever ©2012

**He Is the Head of the Body**

DDD ESV Songs 9, Track 33

Bm E Bm<sup>7</sup> E Bm E Bm<sup>7</sup> E  
 He is the head of the bo - dy the church, He is the

3 Bm E Bm<sup>7</sup> E Bm Bm E Bm<sup>7</sup> Bm 3 Bm<sup>7</sup> E 3  
 head of the bo - dy the church, He is the be - gin - ning, He is the be -

6 Bm<sup>7</sup> E Bm<sup>7</sup> F# Bm  
 gin - ning, and the first born from the dead, That in ev' - ry - thing, he might be

10 Eb<sup>9</sup> E Bm Bm E Bm<sup>7</sup> E Bm E Bm<sup>7</sup> E  
 pre - em - i - nent. He is the head of the bo - dy the church, He is the

13 Bm E Bm<sup>7</sup> F# Bm Bm F#<sup>7</sup> 3  
 head of the bo - dy the church, Co - los - sians One, eigh - teen.

Words: adapted from Colossians 1:18 ESV Music: Constance Dever ©2012



---

**Unit 9 Bible Truth 6 Bible Verse Song Lyrics**

---

# **Bible Verse Song: Gone into Heaven**

DDD ESV Songs 9, Track 34

Jesus Christ has gone into heaven,  
He's at the right hand, the right hand of God.  
Jesus Christ has gone into heaven,  
He's at the right hand, the right hand of God.  
With angels, authorities, and powers subjected to him,  
(that's everything!)  
With angels, authorities, and powers subjected to him.  
(that's everything!)  
First Peter Three, twenty-one and two.

about this Bible verse:

Words: 1 Peter 3:21,22, ESV Music: Constance Dever ©2012

Jesus left His wonderful home in heaven and humbly became a man. He fulfilled all of God, His Father's, loving plans to save sinners from their sins. He suffered and died on the cross to take their punishment that they might go free and become God's dearly-loved people.

But Jesus didn't stay in that grave! On the third day, He rose from the grave to live forevermore. And then He went up to heaven to reign as King of Kings and Lord of Lords. Even now, Jesus rules in heaven with all creatures, all people, all things under His good rule. And one day, Jesus will come back to earth. Then everyone will see Him and will worship Him. He will enjoy the greatest praise--the name above every name! Jesus, our Lord!

## **Bible Verse Song:**

DDD ESV Songs 9, Track 35

# **Jesus Christ Has Gone into Heaven**

Jesus Christ has gone into heaven,  
And is at the right hand of God,  
Jesus Christ has gone into heaven,  
And is at the right hand of God,  
With angels, authorities, and powers subjected to him,  
With angels, authorities, and powers subjected to him.  
*(repeat)*  
First Peter Three, twenty-one and two.

about this Bible verse:

Words: 1 Peter 3:21,22, ESV Music: Constance Dever ©2012

Jesus left His wonderful home in heaven and humbly became a man. He fulfilled all of God, His Father's, loving plans to save sinners from their sins. He suffered and died on the cross to take their punishment that they might go free and become God's dearly-loved people.

But Jesus didn't stay in that grave! On the third day, He rose from the grave to live forevermore. And then He went up to heaven to reign as King of Kings and Lord of Lords. Even now, Jesus rules in heaven with all creatures, all people, all things under His good rule. And one day, Jesus will come back to earth. Then everyone will see Him and will worship Him. He will enjoy the greatest praise--the name above every name! Jesus, our Lord!

---

## Unit 9 Bible Truth 6 Bible Verse Song Lyrics

---

# **Bible Verse Song: Therefore God Exalted Him**

DDD ESV Songs 9, Track 36

Therefore God exalted him to the highest place,  
Therefore God exalted him to the highest place,  
And gave him the name that is above every name,  
That at the name of Jesus every knee will bow,  
In heaven and on the earth, and under the earth.  
Therefore God exalted him to the highest place,  
Therefore God exalted him to the highest place,  
And gave him the name that is above every name,  
That every tongue confess that Jesus is Lord,  
That every tongue confess that Jesus is Lord.  
Philippians Two, verses nine through eleven.

about this Bible verse:

Words: Philippians 2:9-11 NIV 1984 Music: Constance Dever ©2012

Jesus left His wonderful home in heaven and humbly became a man. He fulfilled all of God, His Father's, loving plans to save sinners from their sins. He suffered and died on the cross to take their punishment that they might go free and become God's dearly-loved people.

But Jesus didn't stay in that grave! On the third day, He rose from the grave to live forevermore. And then He went up to heaven to reign as King of Kings and Lord of Lords. One day, He will come back to earth. Then everyone will see Him and will worship Him. He will enjoy the greatest praise--the name above every name! Jesus, our Lord!

# Gone into Heaven

DDD ESV Songs 9, Track 34

B $\flat$  E $\flat$  B $\flat$  E $\flat$  B $\flat$  E $\flat$  F

Je - sus Christ, has gone in-to heav-en, He's at the right hand, the right hand of God.\_\_\_\_

5 B $\flat$  E $\flat$  B $\flat$  E $\flat$  B $\flat$  E $\flat$  F B $\flat$

Je - sus Christ, has gone in-to heav-en, He's at the right hand, the right hand of God, with

9 E $\flat$  B $\flat$  E $\flat$  F

an - gels and au - thor - i - ties and pow - ers, sub - ject - ed,\_\_\_\_ to

12 B $\flat$  B $\flat$ 7 E $\flat$  B $\flat$

Him,(that's ev'-ry- thing!) with an-gels and au-thor - i - ties and pow - ers sub -

15 F B $\flat$

ject - ed to Him. (that's ev' - ry - thing!)

17 F B $\flat$  F B $\flat$

First Pe - ter Three, twen - ty - one and two.

Words: adapted from 1 Peter 3:21-22 ESV Music: Constance Dever ©2012

**Jesus Christ Has Gone into Heaven**

DDD ESV Songs 9, Track 35

E B A E B A

Je-sus Christ has gone in-to hea- ven, sits at the right hand of God. Je-sus

5 E B A C#m B B E

Christ has gone in-to hea ven, sits at the right hand of God. With an- gels, au-

11 B E A B E B E B E

tho - ri-ties, and po-wers sub-ject-ed to Him. With an - gels, au - tho - ri-ties, and

16 A B E E B A E B

po-wers sub-ject-ed to Him. Je-sus Christ has gone in-to hea ven, sits at the right hand of

21 A E B A C#m B

God. Je-susChrist has gone in-to hea ven, sits at the right hand of God. With

27 B E A B E B E B E

tho - ri-ties, and po-wers sub-ject-ed to Him. With an - gels, au - tho - ri-ties, and





32 A B E B A B E

po - wers sub-ject-ed to Him. First Pe - ter Four, twen-ty - one and two.

Words: adapted from 1 Peter 3:21-22 ESV Music: Constance Dever ©2012

**Therefore God Exalted Him**

DDD ESV Songs 9, Track 36



Words: adapted from Philippians 2:9-11 NIV 1984 Music: Constance Dever ©2012

# **DEEP DOWN DETECTIVES**

**Curriculum Resources**



**Appendix B:  
Games**



## Index of Games

<b>List of Supplies Needed to Make All Games</b>	263
<b>Bible Verse Games</b>	
Duck, Duck, Goose	267
Slap, Clap and Stack	268
Simon Says How	269
Roll 'n' Toss	270
Block Clapping	271
Meet, Greet and Keep It Up	272
Bean Bag Catch	273
Animal Cube	274
Fill 'er Up	275
Lily Pad Jump	276
Loud and Soft, Big and Little	277
Freeze 'n' Say	278
Detective Mission Madness Practice	279
<b>Music, Movement &amp; Memory Activities</b>	
Thumping Drums	280
Say, Spring Up and Shout	281
Freeze Frame	282
Egg Shakers	283
Jingle Bell Hands	284
Big Voice, Little Voice	285
Sing, Dance and Fall Down	286
Bottle Shakers	287
March 'n' Say	288
Clap, Tap and Say	289
Block Clappers	290
Lullabies, Bells and Lions	291
Musical Squares	292
<b>Bible Story Review Games</b>	
Take Me through the Tunnel	293
Missing in Action	294
Treasure Hunt	295
Look Who's Coming Down the Tracks	296
Can You Remember?	297
Clothespin Line Up and Drop	298
Deep Down Detective Clue Hunt	299
Run to the Grocery Store	301
Who's in the Basket?	302
Going Fishing	303
Pony Express	304
Who's Inside?	305
Fix Up the Mix Up	306

## Master Supplies List for All Deep Down Detectives Games

Deep Down Detectives uses many games. The good news is, they are simply made and they are re-used throughout the whole curriculum. Make sure you save the games you make and it will save you a lot of time later.

This is the full list of the games and the supplies needed in the Deep Down Detectives Curriculum. I **would highly suggest you do this!** Get the prep work over with at the beginning and coast your way through years of enjoyment! Store them in ziploc bags or baskets and pull them out when needed. So simple!

### THIS LIST IS ALSO INCLUDED IN INTRODUCTION

<b><u>Bible Verse Games</u></b>	<b><u>Bible Verse Games</u></b>
<p><b>Lily Pad Jump</b></p> <ul style="list-style-type: none"> <li>• Cube-shaped cardboard box,</li> <li>• paper,</li> <li>• glue,</li> <li>• marker</li> </ul> <p><b>Animal Cube</b></p> <ul style="list-style-type: none"> <li>• Cube-shaped cardboard box,</li> <li>• paper,</li> <li>• glue,</li> <li>• marker</li> </ul> <p><b>Simon Says How</b></p> <ul style="list-style-type: none"> <li>• Cube-shaped Cardboard box</li> <li>• Paper, glue, and a marker</li> </ul> <p><b>Bean Bag Catch</b></p> <ul style="list-style-type: none"> <li>• 1 bean bag per every 2 children (or every child)</li> <li>• NOTE: Can also fill socks with beans and tie open end to make beanbags.</li> </ul> <p><b>Slap, Clap and Stack</b></p> <ul style="list-style-type: none"> <li>• 10 or 12 Blocks or other stackable objects</li> </ul> <p><b>Freeze 'n' Say</b></p> <ul style="list-style-type: none"> <li>• Music and CD/Tape player</li> </ul> <p><b>Fill'er Up</b></p> <ul style="list-style-type: none"> <li>• 1 bean bag per child</li> <li>• NOTE: Can also fill socks with beans and tie open end to make beanbags.</li> <li>• Cardboard box or laundry basket</li> <li>• Carpet squares, 1 per child</li> </ul> <p><b>Loud and Soft, Big and Little</b></p> <ul style="list-style-type: none"> <li>• none</li> </ul>	<p><b>Roll 'n' Toss</b></p> <ul style="list-style-type: none"> <li>• Cube-shaped Cardboard box</li> <li>• Paper, glue, and a marker</li> <li>• 1 bouncy ball per 2 children</li> </ul> <p><b>Duck, Duck, Goose</b></p> <ul style="list-style-type: none"> <li>• none</li> </ul> <p><b>Deep Down Detective Mission Madness Practice</b></p> <ul style="list-style-type: none"> <li>• Detective Gear, such as a trench coat, sunglasses, and a hat</li> </ul> <p><b>Block Clapping</b></p> <ul style="list-style-type: none"> <li>• 2 wooden blocks per child, preferably about 3"x 2", as found in many children's block sets</li> </ul> <p><b>Meet, Greet, and Keep It Up</b></p> <ul style="list-style-type: none"> <li>• 16 oz cups, 1 per child (with some extras)</li> <li>• 2 pieces of rope as long as a line of children</li> <li>• Masking tape</li> </ul>

## Master Supplies List for All Deep Down Detectives Games, continued

### Music, Movement & Memory

#### **Thumping Drums**

- 1 Oatmeal container/coffee can with lid per drum.
- Tape
- Popcorn, rice, beans, etc.
- Wooden spoons, dowels, unsharpened pencils, if desired, for mallets

#### **Say, Spring Up and Shout**

- Bean bags, one per child

#### **Freeze Frame**

- Some kind of fun hat or clothing for the leader to wear

#### **Egg Shakers**

- Empty Easter eggs
- Rice, beans, buttons, pennies, popcorn, beads, small nails or bolts, etc.
- Glue and glue gun OR strong packing tape

#### **Jingle Bell Hands**

- 1 6" piece of sturdy string
- 4 or 5 jingle bells, available in most craft shops

#### **Sing, Dance, and Fall Down**

- Optional: Bean bags, one per child

#### **Big Voice, Little Voice**

- none

#### **Bottle Shakers**

- 1 empty 16 oz. soda bottle per shaker
- Rice, beans, buttons, pennies, popcorn, beads, small nails or bolts, etc.
- Glue and glue gun OR strong packing tape

#### **March 'n' Say**

- Optional: A fun hat for the leader of the march, or for everyone in the march

#### **Clap, Tap and Say**

- none

#### **Lullabies, Bells and Lions**

- Bell

### Music, Movement & Memory

#### **Musical Squares**

- Carpet Squares, enough for all of the children (or chairs)

#### **Block Clappers**

- 2 wooden blocks per child, preferably about 3"x2", as found in many children's block sets

## Master Supplies List for All Deep Down Detectives Games, continued

### Story Review Games

#### **Going Fishing**

- One long wooden dowel, yardstick, etc. per fishing pole
- Yarn
- Paper clip per fishing pole
- Rope
- Two chairs
- Blanket
- Box/bucket/container
- Bucket

#### **Pony Express**

- Small manila envelopes, one per flannel graph figure
- Kid's small backpack or a tote bag with a strap
- Basket
- Cowboy hat
- Stick horse or a broom

#### **Fix Up the Mix Up**

- None

#### **Can You Remember?**

- Index cards

#### **Deep Down Detectives Clue Hunt**

- Variety of interesting items that have one or more places to hide a storyboard picture
- Detective Hat
- 4 False Clues (included on the next page)
- CD Player and Deep Down Detectives Theme Song

#### **Clothespin Line Up and Drop**

- Rope
- Clothespins, the hinged type
- Shoe box
- Tape

#### **Who's in the Basket?**

- Blanket
- Basket

#### **Run to the Grocery Store**

- Grocery bag or kid's grocery cart
- Empty food cartons

### Story Review Games

#### **Treasure Hunt**

- 10 small lidded plastic containers or boxes (like from a jewelry store) or wooden, hinged boxes from a craft store
- Various decorating supplies, such as fake craft jewels, glitter, glitter glue, foil paper, gold spray paint
- glue

#### **Take Me Through the Tunnel**

- Chairs or Table
- Sheet or blanket
- Box

#### **Missing in Action**

- None

#### **Who's Inside?**

- 10 different containers with lids

#### **Look Who's Coming Down the Tracks**

- Two shoe boxes
- 6' or so of rope
- Optional: Engineer's hat



## **Bible Verse Game**

---

*intake or Response Activity to learn Bible verse*

### **Duck, Duck, Goose**

#### **Materials**

Bible Verse sign from the curriculum  
Deep Down Discussion Questions (optional)

#### **Preparation**

None.

#### **Learning the Verse**

Choose the whole verse or an appropriate length portion of the verse to learn. Read the verse slowly and explain it to them. A simple explanation is included on the back of the Bible Truth sign. Practice saying the verse with the children a few times.

#### **Playing the Game**

1. Have the children sit in a circle, cross-legged on the floor.
2. Choose a child to be "It". "It" will walk around behind the seated children, tapping each one on the head, the whole group recites the verse, saying one word for each head tap.
3. The child whose head is the last one to be tapped must get up and chase "It", hoping to tag "It" before "It" can get around the circle and sit down in the open spot in the circle.
4. If the child does tag "It" then he may take his place in the circle. If not, then the new child is "It." If desired, you can also ask them a question about the verse before repeating. See the Deep Down Discussion Sheet for possible questions.
5. Repeat as frequently as desired.

## **Bible Verse Game**

---

*intake or Response Activity to learn Bible verse*

### **Slap, Clap and Stack**

#### **Materials**

- Bible Verse sign from the curriculum
- Deep Down Discussion Questions (optional)
- 10 or 12 Blocks or other stackable objects

#### **Preparation**

None.

#### **Learning the Verse**

Choose the whole verse or an appropriate length portion of the verse to learn. Read the verse slowly and explain it to them. A simple explanation is included on the back of the Bible Truth sign. Practice saying the verse with the children a few times.

#### **Playing the Game**

1. Tell the children that they are going to learn the verse while working together to make the largest stack of blocks/objects they can. After each time they say the verse, a child gets to pick out an object to put on the tower. Teacher will help them balance it in place.
2. Have everyone sit down in a circle around the stacking area. Say the verse together. If desired, you can add a motion the children do each time they say the verse, such as clap, stomp feet, etc. This will add movement to this game. Choose a child to pick out an object. Help the child put it in place.
3. Continue adding objects/blocks until all objects are used up or the tower falls down.
4. Repeat as desired. If desired, you can also ask them a question about the verse after every turn or every few turns. See the Deep Down Discussion Sheet for possible questions.



---

## Bible Verse Game

---

*intake or Response Activity to learn Bible verse*

### Simon Says How

#### Materials

- Bible Verse sign from the curriculum
- Deep Down Detectives Discussion Questions (optional)
- Cube-shaped Cardboard box
- Paper, glue, and a marker
- Die Number and Action Chart (see below)

#### Preparation

Make a die out of the cardboard box as follows:

1. Cut the paper into the size of one side of the cube. Use it as a pattern to make six pieces (one for each side of the cube)
2. Glue each piece of paper onto each side of the cube.
3. Write the numbers 1-6 on the each side of the cube like a die.
4. Make a sign as follows:

1 = Head	2 = Feet
3 = Hands	4 = Hands and Feet
5 = Laying Down	6 = Eyes Closed

#### Learning the Verse

Choose the whole verse or an appropriate length portion of the verse to learn. Read the verse slowly and explain it to them. A simple explanation is included on the back of the Bible Truth sign. Practice saying the verse with the children a few times.

#### Playing the Game

1. Have the children spread out facing the leader.
2. Tell the children that they are going to play "Simon Says How", a game in which everyone will take turns making up different actions that they will do while saying the verse.
3. Explain that "Simon" will roll the die and make up actions that use the parts of the body that correspond to the number on the chart. Everyone else will then recite the verse while standing still. Then challenge them to recite it again while doing the actions "Simon" made up at the same time.
4. Simon will then choose another person to be Simon in his place. Repeat. If desired, you can also ask them a question about the verse after every turn or every few turns. See the Deep Down Detectives Discussion Sheet for possible questions.

---

## Bible Verse Game

---

*intake or Response Activity to learn Bible verse*

### Roll 'n' Toss

#### Materials

- Bible Verse sign from the curriculum
- Deep Down Discussion Questions (optional)
- Cube-shaped Cardboard box
- Paper, glue, and a marker
- 1 bouncy ball per 2 children

#### Preparation

1. Cut the paper into the size of one side of the cube. Use it as a pattern to make six pieces (one for each side of the cube)
2. Glue each piece of paper onto each side of the cube.
3. Write different actions on each side of the cube: Roll, Bounce, Overhand Toss, Close Eyes and Roll, Backwards Roll (through legs), Underhand Toss.

#### Learning the Verse

Choose the whole verse or an appropriate length portion of the verse to learn. Read the verse slowly and explain it to them. A simple explanation is included on the back of the Bible Truth sign. Practice saying the verse with the children a few times.

#### Playing the Game

1. Have the children spread out facing the leader.

#### Playing the Game

1. Tell the children they will be throwing a ball to a partner in the different ways you have written on the cube (show them the cube).
2. Have the children stand in two long lines, with their partners facing each other about 9-12' apart (whatever seems to be a good tossing/rolling distance for your children).
3. Give out the ball to each person in one of the long lines. (Partners will not have one.)
4. Practice each of the different ball actions, then begin the game.
5. Have everyone say the verse together. Toss the cube and tell everyone what the motion will be. At your signal, have one partner roll, toss, etc. the ball to the other. After all the partners have received the balls and everyone is back in line. Have everyone say the verse together, then toss the cube again. If desired, you can also ask them a question about the verse after every few rolls. See the Deep Down Discussion Sheet for possible questions.

## **Bible Verse Game**

---

*Intake or Response Activity to learn Bible verse*

### **Block Clapping**

#### **Materials**

- Bible Verse sign from the curriculum
- Deep Down Discussion Questions (optional)
- 2 wooden blocks per child, preferably about 3"x 2", as found in many children's block sets

#### **Preparation**

None.

#### **Learning the Verse**

Choose the whole verse or an appropriate length portion of the verse to learn. Read the verse slowly and explain it to them. A simple explanation is included on the back of the Bible Truth sign. Practice saying the verse with the children a few times.

#### **Playing the Game**

1. Show the children the clapping blocks and tell them: "We are going to use our Bible verse to play a game. But first, we need to practice saying the verse." (Practice saying it a couple of times).
2. Hand out the clapping blocks and let the children clap them a while (without saying the verse), then quiet them.
3. Then tell them, "OK, let's try saying our verse and block clapping at the same time!" Lead the children in reciting the verse and clapping with each word. Or, you can have the children clap the blocks together a certain number of times, then say the verse after the last clap. If desired, you can also ask them a question about the verse before repeating. See the Deep Down Discussion Sheet for possible questions.
4. Repeat as frequently as desired.

---

## Bible Verse Game

---

*intake or Response Activity to learn Bible verse*

### Meet, Greet and Keep It Up

#### Materials

- Bible Verse sign from the curriculum
- Deep Down Discussion Questions (optional)
- 16 oz. cups, 1 per child (with some extras)
- 2 pieces of rope as long as a line of children
- Masking tape

#### Preparation

1. Line up the 2 pieces of rope about 6' apart.
2. Put down a piece of masking tape the same length as the ropes, running parallel to the ropes midway between the 2 ropes.

#### Learning the Verse

Choose the whole verse or an appropriate length portion of the verse to learn. Read the verse slowly and explain it to them. A simple explanation is included on the back of the Bible Truth sign. Practice saying the verse with the children a few times.

#### Playing the Game

1. Split the children into partners. Have them stand in two long lines, with their partners facing each other about 6' apart.
2. Tell the children they will be meeting and greeting their partners with a handshake at the masking tape in the middle, then turning around and going back to their place along the rope. Have them practice this.
3. Now tell them, that they will also be balancing a cup on their head while they do this.
4. Give out a cup to everyone. Have them practice balancing the cup on their heads.
5. Now play the game. Have everyone say the verse together. Then have them put the cups on their heads. At your signal, have them walk to the middle, greet their partner with a handshake, turn around and go back—trying to keep the cup balanced on their head the whole time. (There is no penalty for cups falling off.)
6. Have everyone settle back in place in the line, with the cups off their heads. Say the verse together again, put the cups back on their heads, then walk to greet partner again, etc.
7. You can move the ropes back gradually so the children can try to do it from further and further apart.
8. If desired, you can also ask them a question about the verse after every few turns. See the Deep Down Detective Discussion Sheet for possible questions.

---

## **Bible Verse Game**

---

*intake or Response Activity to learn Bible verse*

### **Bean Bag Catch**

#### **Materials**

Bible Verse sign from the curriculum

Deep Down Discussion Questions (optional)

1 bean bag per every 2 children (or every child)

NOTE: Can also fill socks with beans and tie open end to make beanbags.

#### **Preparation**

None.

#### **Learning the Verse**

Choose the whole verse or an appropriate length portion of the verse to learn. Read the verse slowly and explain it to them. A simple explanation is included on the back of the Bible Truth sign. Practice saying the verse with the children a few times.

#### **Playing the Game**

1. Pair the children with a partner.
2. Have the children stand in two long lines, with their partners facing each other at arm's length apart.
3. Give out a bean bag to each person in one of the long lines. (Partners will not have one.) Have everyone say the verse together, then throw the bean bag to their partners, trying to catch the bean bag. (NOTE: no one is "out" if they don't catch it.)
4. Have both lines of children take a step back.
5. Say the verse altogether again, then throw the bean bags again.
6. Repeat as frequently as desired. If desired, you can also ask them a question about the verse after every turn or every few turns. See the Deep Down Discussion Sheet for possible questions.

---

## Bible Verse Game

---

*intake or Response Activity to learn Bible verse*

### Animal Cube

#### Materials

- Bible Verse sign from the curriculum
- Deep Down Discussion Questions (optional)
- Cube-shaped cardboard box
- Paper, glue, and a marker

#### Preparation

1. Cut the paper into the size of one side of the cube. Use it as a pattern to make six pieces (one for each side of the cube) Draw a simple animal picture on each piece of paper. Possibilities would be: rabbit, monkey, elephant, bird, fish, and a horse. Glue each picture onto each side of the cube.

#### Learning the Verse

Choose the whole verse or an appropriate length portion of the verse to learn. Read the verse slowly and explain it to them. A simple explanation is included on the back of the Bible Truth sign. Practice saying the verse with the children a few times.

#### Playing the Game

1. Tell the children they will be playing a game in which they must move like six different animals. Have them practice the movements for each of the animals on your cube. (Rabbit: leaping; monkey: scratching under arms and saying "ooh-ooh, ahh-ahh"; Elephant: swinging arms like a trunk and making trumpet sound; Bird: flapping arms like wings; Fish: palms together, weaving them in a serpentine action, saying "blub-blub"; horse: galloping/prancing and neighing).
2. Show the children the cube with the animal pictures on it, just like the ones they've practiced. Tell them that you will roll the dice and everyone (at your signal) will begin making the movement for that animal. Tell them that they must stop in place and be very quiet when they hear a certain noise (such as a whistle, a bell ring, clap, etc.). Tell them that you will be watching them. And that children who are very good at listening and stopping when you say so will get a chance to toss the cube for everyone. Practice tossing the cube, making the movements and stopping with the children.
3. Now it's time to play the whole game. Choose a child to roll the cube and say which animal is picked and what action they will do for the animal. Have everyone say the verse, then at your cue, let the children act out the animal until you tell them to stop (a bell or whistle can be used to give the start and stop signals).
4. Choose another child and repeat. If desired, you can also ask them a question about the verse after every turn or every few turns. See the Deep Down Discussion Sheet for possible questions.

**Other Option:** If children get really good at this, you can challenge them by saying the verse while they make the movement.

---

## **Bible Verse Game**

---

*intake or Response Activity to learn Bible verse*

### **Fill 'er Up**

#### **Materials**

- Bible Verse sign from the curriculum
- Deep Down Discussion Questions (optional)
- 1 Bean bag per child
- NOTE: Can also fill socks with beans and tie open end to make beanbags.
- Cardboard box or laundry basket
- Carpet squares, 1 per child

#### **Preparation**

1. Put box/basket in a central location.
2. Place carpet squares equidistant about 2' from center box/basket. These will be for the children to sit on.

#### **Learning the Verse**

Choose the whole verse or an appropriate length portion of the verse to learn. Read the verse slowly and explain it to them. A simple explanation is included on the back of the Bible Truth sign. Practice saying the verse with the children a few times.

#### **Playing the Game**

1. Have the children stand on a carpet square.
2. Tell them that they will be saying the verse, then—on your signal—they will try to throw as many of their bean bags as they can into the box/basket target in the middle.
3. As they get good at throwing their bean bags in, have the children move back their carpet squares.
4. Repeat verse before toss. If desired, you can also ask them a question about the verse after every few tosses. See the Deep Down Discussion Sheet for possible questions.



---

## Bible Verse Game

---

*intake or Response Activity to learn Bible verse*

### Lily Pad Jump

#### Materials

- Bible Verse sign from the curriculum
- Deep Down Discussion Questions (optional)
- Cube-shaped cardboard box, paper, glue, marker

#### Preparation

Make a die out of the cardboard box as follows:

1. Cut the paper into the size of one side of the cube.
2. Use it as a pattern to make six pieces (one for each side of the cube).
3. Glue each piece of paper onto each side of the cube.
4. Write the numbers 1-6 on the each side of the cube like a die.

#### Learning the Verse

Choose the whole verse or an appropriate length portion of the verse to learn. Read the verse slowly and explain it to them. A simple explanation is included on the back of the Bible Truth sign. Practice saying the verse with the children a few times.

#### Playing the Game

1. Tell children that they will be froggies, leaping from lily pad to lily pad. Everyone will say the verse together, then you (or a very good, well-behaved listening "froggie" ) will roll the die and see how many leaps all the froggies will make before them stop.
2. Have them practice leaping. Warn them to watch out for their other froggie friends so that no one gets hurt. Practice stopping.
3. Have everyone get in froggie position. Roll die and tell them how many leaps they will leap. Say the verse together. At your signal, everyone leaps as you (or you and they) count out the number of leaps together: "1, 2, 3, stop!" etc. Repeat. If desired, you can also ask them a question about the verse after every turn or every few turns. See the Deep Down Discussion Sheet for possible questions.

## **Bible Verse Game**

---

*intake or Response Activity to learn Bible verse*

### **Loud and Soft, Big and Little**

#### **Materials**

Bible Verse sign from the curriculum  
Deep Down Discussion Questions (optional)

#### **Preparation**

None.

#### **Learning the Verse**

Choose the whole verse or an appropriate length portion of the verse to learn. Read the verse slowly and explain it to them. A simple explanation is included on the back of the Bible Truth sign. Practice saying the verse with the children a few times.

#### **Playing the Game**

1. Tell the children: "Let's practice our Bible verse with a game."
2. "First let's say our verse together," (say it a couple times).
3. "Now let's see how quietly we can whisper it! Can you say it quietly like I am?" Have everyone follow your voice as it gets quiet, then loud, then medium, etc. Quiet them, then repeat. If desired, you can also ask them a question about the verse after they repeat the verse a few times. See the Deep Down Discussion Sheet for possible questions.

**NOTE:** You may find it easier for the children to follow getting louder and softer by lowering your hands when you are getting quieter and then raising your hands when you are getting louder.

## **Bible Verse Game**

---

*intake or Response Activity to learn Bible verse*

### **Freeze 'n' Say**

#### **Materials**

Bible Verse sign from the curriculum  
Deep Down Discussion Questions (optional)  
Music and CD/Tape player

#### **Preparation**

None.

#### **Learning the Verse**

Choose the whole verse or an appropriate length portion of the verse to learn. Read the verse slowly and explain it to them. A simple explanation is included on the back of the Bible Truth sign. Practice saying the verse with the children a few times.

#### **Playing the Game**

1. Play some of the music for the children. Tell them that they will move around the room as you tell them (marching, leaping, clapping, etc.) while they hear the music. They will stop and freeze in whatever position they are in when the music stops. Practice this with them.
2. When they have the concept down, add saying the verse when the music stops and they are in their frozen position.
3. After they say the verse, then tell them how you want them to move when the music starts again. You can take their suggestions for movement ideas, too.
4. Start the music up again and continue. Repeat as frequently as desired. If desired, you can also ask them a question about the verse after every turn or every few turns. See the Deep Down Discussion Sheet for possible questions.

---

## **Bible Verse Game**

---

*Intake or Response Activity to learn Bible verse*

### **Deep Down Detectives Mission Madness Practice**

#### **Materials**

Bible Verse sign from the curriculum  
Deep Down Discussion Questions (optional)  
Deep Down Detectives Theme Song and/or Bible verse song  
Detective Gear, such as a trench coat, sunglasses, and a hat

#### **Preparation**

None.

#### **Learning the Verse**

Choose the whole verse or an appropriate length portion of the verse to learn. Read the verse slowly and explain it to them. A simple explanation is included on the back of the Bible Truth sign. Practice saying the verse with the children a few times.

#### **Playing the Game**

1. Tell the children that sometimes detectives have to do all sorts of things to get answers to their questions and solve the case they are working on. In this game, they will practice some detective moves.
2. Put on the detective costume, telling the children that you will start out the game as the Chief Detective.
3. As you play the Deep Down Detectives theme song, you will lead the children in practicing one of their moves, such as swimming across a deep river. . (Other possible actions would be crawling, hand over eye looking around left and right; walking backwards, shuffling, stooping, and crawling..)
4. When the song finishes, the children will sit down and everyone will say the verse together. If desired, you can also ask them a question about the verse. See the Deep Down Discussion Sheet for possible questions.
5. Choose a child to take your place as Chief Detective. Repeat activity, choosing another detective move. Play continues as time and attention span allow.

---

## Music, Movement & Memory Activity

---

*Intake or Response Activity to learn the Big Question, Bible verse and Unit music*

### Thumping Drums

#### Materials

- CD of unit music
- Deep Down Detectives Discussion Questions (optional)
- 1 Oatmeal container/coffee can with lid per drum.
- Tape
- Popcorn, rice, beans, etc.
- Wooden spoons, dowels, unsharpened pencils, if desired, for mallets

#### How to Make

1. Tape the lid of empty oatmeal or coffee cans in place. (If want to make a snare drum, add popcorn, rice, etc. in the empty container before taping shut.)
2. Children can either tap drum with hands or you can give them 2 wooden spoons, wooden dowels or unsharpened pencils with wooden spoons glue gunned to an end as mallets.

#### What to Do

1. Show the children the thumping drums. Tell them. "I'm going to say God's Word and make a joyful noise to Him with these thumping drums. Come and join me!"
2. First let's sing our Bible verse song/Big Question song/Praise Song/Hymn together (say the verse a couple of times, if using it.)
3. "Now let's make that joyful noise to the LORD!" Hand out the drums (and mallets) and let the children beat them awhile. Quiet them, then repeat.
4. If desired, you can ask the children a question related to the verse/the songs they are singing, using the Deep Down Detectives Discussion Sheet after each time (or every few times) you sing the song/say the verse.

**NOTE:** Younger children may need to sing the Bible verse/Big Question song/etc, then thump. But, as the children get older, they may be able to sing the song(s) AND thump at the same time.

---

## **Music, Movement & Memory Activity**

---

*Intake or Response Activity to learn the Big Question, Bible verse and Unit music*

### **Say, Spring Up and Shout**

#### **Materials**

- CD of unit music
- Deep Down Detectives Discussion Questions (optional)
- Optional: Bean bags, one per child

#### **What to Do**

1. Tell the children: "We're going to sing our Bible verse/Big Question/other song and make a joyful noise to God, crouching down like this (Crouch down). Then at the end, we're going to spring up and shout, "Amen, I agree!"
2. First let's sing our Bible verse song/Big Question song/Praise Song/Hymn together (say the verse a couple of times, if using it.)
3. "Now let's jump up and say, "AMEN! I agree!" After everyone springs up and says "Amen," quiet them, then repeat.
4. If desired, when the children get the crouching and jumping down, you might give them a bean bag to toss in the air as they spring up. Practicing tossing up in the air rather than AT others.
5. If desired, you can ask the children a question related to the verse/the songs they are singing, using the Deep Down Detectives Discussion Sheet after each time (or every few times) you sing the song/say the verse.

---

## **Music, Movement & Memory Activity**

---

*Intake or Response Activity to learn the Big Question, Bible verse and Unit music*

### **Freeze Frame**

#### **Materials**

- CD of unit music
- Deep Down Detectives Discussion Sheet Questions (optional)
- Some kind of fun hat or clothing for the leader to wear

#### **What to Do**

1. Tell the children. "I'm going to sing God's Word and make a joyful noise to Him...but I'm going to freeze in place in between songs. Come and join me!"
2. Choose one child to be the leader. Help them put on the leader hat/clothing.
3. Have the kids march around behind the leader, singing the song of your choice.
4. Have the children freeze in place when you stop the song at a random point.
5. When everyone is frozen, have the children tell you what the next word/phrase to the song.
6. If desired, you can ask the children a question related to the words or another question from the Deep Down Detectives Discussion Sheet after each time (or every few times) you freeze the song.
7. Choose another leader and play the song again, stopping on a different word from the song to highlight.



---

## Music, Movement & Memory Activity

---

*Intake or Response Activity to learn the Big Question, Bible verse and Unit music*

### Egg Shakers

#### Materials

- CD of unit music
- Deep Down Detectives Discussion Sheet (optional)
- Empty Easter eggs
- Rice, beans, buttons, pennies, popcorn, beads, small nails or bolts, etc.
- Glue and glue gun OR strong packing tape

#### How to Make

1. Fill empty Easter eggs with different small objects such as rice, beans, pennies, buttons, popcorn, beads, small nails or bolts, etc., then seal lid shut with glue gun or with packing tape. Different objects make different sounds. Different amounts of the same object make different sounds, too. The children will enjoy the variety.

#### What to Do

1. Show the children the egg shakers and tell them. "I'm going to sing our Bible verse/Big Question/other song and make a joyful noise to God with these egg shakers. Come and join me!"
2. First let's sing our Bible verse song/Big Question song/Praise Song/Hymn together (say the verse a couple of times, if using it.)
3. Hand out the egg shakers and let the children shake them a while (without singing), then quiet them.
4. Then tell them, "OK, let's try singing and shaking our eggs at the same time!" Lead the children in song and shaking.
5. If desired, you can ask the children a question related to the verse/the songs they are singing, using the Deep Down Detectives Discussion Sheet after each time (or every few times) you sing the song/say the verse.

**NOTE:** Younger children may need to sing the Bible verse/Big Question song/etc, then shake. But, as the children get older, they may be able to sing the song(s) AND shake at the same time.

---

## Music, Movement & Memory Activity

---

*Intake or Response Activity to learn the Big Question, Bible verse and Unit music*

### Jingle Bell Hands

#### Materials

- CD of unit music
- Deep Down Detectives Discussion Questions (optional)
- 1 6" piece of sturdy string
- 4 or 5 jingle bells, available in most craft shops (OR three Ball jar lid outer rings per instrument)

#### How to Make

1. Cut a piece of string about 6" long.
2. Thread 4 or 5 jingle bells onto string, securely tying each in place with a knot before adding the next one. Tie the ends together. Children can either wear these like a bracelet or can hold them in their hands. If using Ball jar lid rings, string three of these together with the same piece of string and fasten.

#### What to Do

1. Show the children the bottle shakers and tell them, "I'm going to sing our Bible verse/Big Question song and make a joyful noise to God with these bottle shakers. Come and join me! First, let's sing the Bible verse/ Big Question/etc. song together on our own (sing the song a couple of times.) Now let's make that joyful noise to the LORD!"
2. Hand out the jingle hand bells and let the children jingle them a while (without singing), then quiet them.
3. Then tell them, "OK, let's try singing and jingling at the same time!" Lead the children in singing and jingling.
4. If desired, you can ask the children a question related to the verse/the songs they are singing, using the Deep Down Detectives Discussion Sheet after each time (or every few times) you sing the song/say the verse.

**NOTE:** Younger children may need to sing the Bible verse/Big Question song/etc, then jingle. But, as the children get older, they may be able to sing the song(s) AND jingle at the same time.

---

## Music, Movement & Memory Activity

---

*Intake or Response Activity to learn the Big Question, Bible verse and Unit music*

### Big Voice, Little Voice

#### Materials

- CD of unit music
- Deep Down Detectives Discussion Questions (optional)

#### What to Do

1. Tell the children: "I'm going to sing our Bible verse/Big Question song and make a joyful noise to Him quietly and loudly! Come and join me!"
2. First let's sing our Bible verse song/Big Question song/Praise Song/Hymn together (say the verse a couple of times, if using it.)
3. "Now let's see how quietly we can whisper it! Can you sing it quietly like I am?" Have everyone follow your voice as it gets quiet, then loud, then medium, etc. Quiet them, then repeat.
4. If desired, you can ask the children a question related to the verse/the songs they are singing, using the Deep Down Detectives Discussion Sheet after each time (or every few times) you sing the song/say the verse.

**NOTE:** You may find it easier for the children to follow getting louder and softer by lowering your hands when you are getting quieter and then raising your hands when you are getting louder.

---

## **Music, Movement & Memory Activity**

---

*Intake or Response Activity to learn the Big Question, Bible verse and Unit music*

### **Sing, Dance and Fall Down**

#### **Materials**

- CD of unit music
- Deep Down Detectives Discussion Questions (optional)
- 1 oatmeal container/coffee can with lid per drum.
- Tape
- Popcorn, rice, beans, etc.
- Wooden spoons, dowels, unsharpened pencils, if desired, for mallets

#### **How to Make**

1. Tape the lid of empty oatmeal or coffee cans in place. (If want to make a snare drum, add popcorn, rice, etc. in the empty container before taping shut.)
2. Children can either tap drum with hands or you can give them 2 wooden spoons, wooden dowels or unsharpened pencils with wooden spools glue gunned to an end as mallets.

#### **What to Do**

1. Tell the children: "I'm going to sing our Bible verse/Big Question/etc. song and make a joyful noise to Him with my body by dancing to some music...then falling down when it stops. Come and join me!"
2. First let's sing our Bible verse song/Big Question song/Praise Song/Hymn together (say the verse a couple of times, if using it.)
3. "Now let's dance as we sing our song. Then fall down when we finish. Let's dance." Have everyone dance and sing the song. When you finish, say, "Everyone fall down!" Quiet the children, then repeat.
4. If desired, you can ask the children a question related to the verse/the songs they are singing, using the Deep Down Detectives Discussion Sheet after each time (or every few times) you sing the song/say the verse.

---

## **Music, Movement & Memory Activity**

---

*Intake or Response Activity to learn the Big Question, Bible verse and Unit music*

### **Bottle Shakers**

#### **Materials**

- CD of unit music
- Deep Down Detectives Discussion Questions (optional)
- 1 empty 16 oz. soda bottle per shaker
- Rice, beans, buttons, pennies, popcorn, beads, small nails or bolts, etc.
- Glue and glue gun OR strong packing tape

#### **How to Make**

1. Fill empty 16 oz.. soda bottles with different small objects such as rice, beans, pennies, buttons, popcorn, beads, small nails or bolts, etc.
2. Seal lid shut with glue gun or with packing tape. Different objects make different sounds. Different amounts of the same object make different sounds, too. The children will enjoy the variety.

#### **What to Do**

1. Show the children the bottle shakers and tell them. "I'm going to sing our Bible verse/Big Question song and make a joyful noise to God with these bottle shakers. Come and join me! First, let's sing the Bible verse/ Big Question/etc. song together on our own (sing the song a couple of times.) Now let's make that joyful noise to the LORD!"
2. Hand out the bottle shakers and let the children shake them a while (without singing), then quiet them.
3. Then tell them, "OK, let's try singing and shaking at the same time!" Lead the children in song and shaking.
4. If desired, you can ask the children a question related to the verse/the songs they are singing, using the Deep Down Detectives Discussion Sheet after each time (or every few times) you sing the song/say the verse.

**NOTE:** Younger children may need to sing the Bible verse/Big Question song/etc, then shake. But, as the children get older, they may be able to sing the song(s) AND shake at the same time.

---

## Music, Movement & Memory Activity

---

*Intake or Response Activity to learn the Big Question, Bible verse and Unit music*

### March 'n' Say

#### Materials

- CD of unit music
- Deep Down Detectives Discussion Questions (optional)
- Optional: A fun hat for the leader of the march, or for everyone in the march

#### What to Do

1. Tell them, "I'm going to say God's Word and make a joyful noise to Him by marching. Come and join me!"
2. First let's sing our Bible verse song/Big Question song/Praise Song/Hymn together (say the verse a couple of times, if using it.)
3. "Now let's march around as we sing!"
4. If desired, let the leader of the march (you the first time, then pick different children), wear a fun hat as he/she leads. Or, have hats for everyone to wear.
5. If desired, you can ask the children a question related to the verse/the songs they are singing, using the Deep Down Detectives Discussion Sheet after each time (or every few times) you sing the song/say the verse.

**NOTE:** Younger children may need to sing the Bible verse/Big Question song/etc, then thump. But, as the children get older, they may be able to sing the song(s) AND thump at the same time.

---

## Music, Movement & Memory Activity

---

*Intake or Response Activity to learn the Big Question, Bible verse and Unit music*

### Clap, Tap and Say

#### Materials

- CD of unit music
- Deep Down Detectives Discussion Questions (optional)

#### What to Do

1. Tell the children: "I'm going to sing our Bible verse/Big Question/etc. song and make a joyful noise to Him with my body by clapping and tapping. Come and join me!"
2. First let's sing our Bible verse song/Big Question song/Praise Song/Hymn together (say the verse a couple of times, if using it.)
3. "Now let's clap and tap! Can you do what I'm doing?" Have everyone follow your motions as you clap your hands, tap your head, hit your knees together, rub your belly, etc. for a while. Quiet them, then repeat. If desired, have different children think up different motions.
4. If desired, you can ask the children a question related to the verse/the songs they are singing, using the Deep Down Detectives Discussion Sheet after each time (or every few times) you sing the song/say the verse.

**NOTE:** Younger children may need to sing the Bible verse/Big Question song/etc, then clap, tap, etc. But, as the children get older, they may be able to sing the song(s) AND do the motions at the same time.



---

## Music, Movement & Memory Activity

---

*Intake or Response Activity to learn the Big Question, Bible verse and Unit music*

### Block Clappers

#### Materials

- CD of unit music
- Deep Down Detectives Discussion Questions (optional)
- 2 wooden blocks per child, preferably about 3"x 2", as found in many children's block sets

#### What to Do

1. Show the children the clapping blocks . Tell them, "I'm going to say God's Word and make a joyful noise to Him with these clapping blocks. Come and join me!
2. First let's sing our Bible verse song/Big Question song/Praise Song/Hymn together (say the verse a couple of times, if using it.)
3. Now let's make that joyful noise to the LORD!" Hand out the clapping blocks and let the children clap them a while (without singing), then quiet them.
4. Then tell them, "OK, let's try singing and block clapping at the same time!" Lead the children in song and clapping.
5. If desired, you can ask the children a question related to the verse/the songs they are singing, using the Deep Down Detectives Discussion Sheet after each time (or every few times) you sing the song/say the verse.

**NOTE:** Younger children may need to sing the Bible verse/Big Question song/etc, then clap. But, as the children get older, they may be able to sing the song(s) AND clap at the same time.

---

## **Music, Movement & Memory Activity**

---

*Intake or Response Activity to learn the Big Question, Bible verse and Unit music*

### **Lullabies, Bells and Lions**

#### **Materials**

- CD of unit music
- Bell
- Deep Down Detectives Discussion Questions (optional)

#### **What to Do**

1. Tell the children: "We're going to pretend to go to sleep as children, but wake up like an animal. Everyone sit down and let's sing our lullaby before we go to bed. When you hear the morning bell ring, you can pretend to be the animal I say until you hear the bedtime bell ring and you have to sit back down."
2. Ring the bell and say, "It's time for bed, it's time for bed! Sit down where you are, you sleepy heads!" Have all the children sit down in place. Then say, "Before we go to sleep, we have to sing our bedtime lullaby. Let's sing our Bible verse song/Big Question song/Praise Song/Hymn." Have the children sing the song with you, then tell them, "Shhh. Lay down! It's time for bed!"
3. Have all the children lay down and be very still and quiet like they are sleeping for a few minutes. Then say, "Sleeping, sleeping, look at all the sleeping children. But when the morning bell rang, they all woke up, and were lions (or whatever animal you choose) all day!"
3. All the children will get up and pretend to be the animal. After a few moments, ring the bell and say, "It's time for bed, it's time for bed! Sit down where you are, you sleepy heads!"
4. If desired, you can ask the children a question related to the verse/the songs they are singing, using the Deep Down Detectives Discussion Questions after each time (or every few times) you sing the lullaby song.

---

## **Music, Movement & Memory Activity**

---

*Intake or Response Activity to learn the Big Question, Bible verse and Unit music*

### **Musical Squares**

#### **Materials**

- CD of unit music
- Carpet Squares, enough for all of the children (or chairs)
- Deep Down Detectives Discussion Questions (optional)

#### **What to Do**

1. Set out the squares/chairs in a circle. Ask the children to sit down on their square/chair.
2. Tell the children they will march around behind the squares/chairs as you play the Big Question Song/Bible verse song/Hymn/Praise Song/etc. When the music stops, they are to sit down on the nearest square/chair island.
3. Play the music, sing the song as the children make swimming motion with their arms to it. Stop the music and have the children sit down on the nearest square/chair.
4. If desired, you can ask the children a question related to the verse/the songs (or the lesson concepts) they are singing, using the Deep Down Detectives Discussion Questions, after each time (or every few times) they sit down.

---

## **Bible Story Review Game**

---

*Response Activity to review the story and key concepts*

### **Take Me Through the Tunnel**

#### **Materials**

Bible Truth storyboard pictures and Storyboard  
Deep Down Discussion Questions  
Chairs or Table  
Sheet or blanket  
Box

#### **Preparation**

1. Construct a tunnel using the sheet draped over a table/chairs.
2. Put the flannelgraph figures in a box in the "tunnel."

#### **Playing the Game**

1. Have the children take turns crawling through the tunnel, retrieving one of the pictures.
2. When the child comes out of the tunnel, he shows the figure to the other children from them to name.
3. Have the children name the character; and, if desired, answer a question (see Deep Down Discussion Sheet) about what they did in the story.
4. Have the child stick the picture on the storyboard, gradually recreating the scene as the game progresses.

---

## **Bible Story Review Game**

---

*Response Activity to review the story and key concepts*

### **Missing in Action**

#### **Materials**

Bible Truth storyboard pictures and Storyboard  
Deep Down Discussion Questions

#### **Preparation**

1. Put all the story pictures up on the storyboard, recreating the scene from the story. .

#### **Playing the Game**

1. Review the story briefly, pointing to the figures on the story board background as you go. Have the children help you, if desired.
2. Tell the children that someone from the story is about to go "Missing in Action" and they have to guess who it is. Have the children cover their eyes and take one figure off the board.
3. Have the children open their eyes and figure out who is missing.
4. Put the picture back on the board. Take another picture off the board, having a child choose who will go missing in action this time.
5. If desired, you can ask the children a question related to story each time/every few times a picture is put up, using the Deep Down Discussion Sheet.

---

## **Bible Story Review Game**

---

*Response Activity to review the story and key concepts*

### **Treasure Hunt**

#### **Materials**

Bible Truth storyboard pictures  
Deep Down Discussion Questions  
10 small lidded plastic containers or boxes (like from a jewelry store) or wooden, hinged boxes from a craft store  
Various decorating supplies, such as fake craft jewels, glitter, glitter glue, foil paper, gold spray paint  
glue

#### **Preparation**

*Before playing the game, you will need to make your treasure boxes:*

1. Collect 10 small lidded plastic containers or lidded boxes (like from a jewelry store), just large enough to put the Bible story pictures in. Alternatively, you can also purchase 10 hinged wooden boxes from a craft store. These make marvelous treasure boxes.
2. Decorate each container/box with the jewels, glitter, paper, gold paint, etc to give them a “treasure-y” look.

*Right before Class:*

1. Put a Bible story picture in each container and hide them around the room.
2. You may want to review the story and the pictures before class.

#### **Playing the Game**

1. Tell the children that you are going on a treasure hunt and need their help finding all the treasure hidden around the room.
2. Have the children take turns finding the treasure boxes and bringing them to you.
3. Remove each picture as the box is found and ask the children review questions about the character from the Bible story. If desired, you can simply put each picture on the floor, table, or storyboard as it is found, then ask questions about the Bible story when you have collected them all. (See the Deep Down Discussion Sheet for possible questions.)
4. Remember to store your boxes after the game, keeping them for the next time you play.
5. Game continues as time allows or until you have retrieved and reviewed all the pictures and the story.

---

## Bible Story Review Game

---

*Response Activity to review the story and key concepts*

### Look Who's Coming Down the Tracks

#### Materials

- Bible Truth storyboard pictures
- Deep Down Discussion Questions
- Two shoe boxes
- 6' or so of rope
- Optional: Engineer's hat

#### Preparation

1. Make a "train" with two cars made with the two shoe boxes strung together with rope.
2. Poke a hole through the front short side of the shoe box that will be the back "car."
3. Poke a hole through the front and back short sides of the shoe box that will be the front "car."
4. Thread the rope through these holes, tying knots near the inside and outside of each to keep the car securely in place.

#### Playing the Game

1. Put a picture in each "car" of the train (out of the sight of the children). Say, "Look who's coming down the track!"
2. Hand the end of the rope to a child and have them pull it around to where the other participating children are saying "Choo! Choo! Choo! Choo!" (you can have all the children say this, just the child pulling, you and the child, etc.)
3. After the child pulls it to where the children are say, "Train, stop!"
4. Pull out the pictures, show them to the children and ask, "Who's on our train?"
5. If desired, you can ask the children a question related to the picture/story, from the Deep Down Detectives Discussion Sheet.

**Tip:** For more fun, have a train engineer's hat for the child pulling the train to wear.



---

## **Bible Story Review Game**

---

*Response Activity to review the story and key concepts*

### **Can You Remember?**

#### **Materials**

- 2 sets of Bible Truth storyboard pictures (Simply photo copy a second black & white set from the originals)
- Deep Down Discussion Questions
- Index Cards

#### **Preparation**

1. Attach the storyboard pictures to index cards, making sure that the pictures are completely covered by the cards.
2. Scramble the order of pictures and set face down on the floor or table.

#### **Playing the Game**

1. Have the children take turns trying to make matches by choosing and turning over two pictures at a time.
2. If the pictures match, they are removed from the floor and one is placed on the storyboard. Have the children identify the pictures as they are added to the board. If they do not match, they are turned over face down again and someone else gets to try.
3. If desired, you may also want to ask the children a question about the picture/the story as a match is made, using the Deep Down Discussion Sheet for suggestions.
4. Continue until all the matches are made and all pictures are up on the storyboard, recreating the story picture.

---

## **Bible Story Review Game**

---

*Response Activity to review the story and key concepts*

### **Clothespin Line Up and Drop**

#### **Materials**

Bible Truth storyboard pictures  
Deep Down Discussion Questions  
Rope  
Clothespins, the hinged type  
Shoe box  
Tape

#### **Preparation**

1. Attach a spring-type clothespin to some of the laminated storyboard pictures and put them in a shoe box with the lid taped on one side like a hinge and with a hole in the top.
2. Hang up a short rope (in an out-of-traffic-flow location) between two chairs.

#### **Playing the Game**

1. Open the shoe box and say, "It's time to say hello to our story friends!"
2. Pull the pictures out one at a time, saying "Hello, so-and-so, each time you pick up a picture and clip them to the rope.
3. When all are pinned up say, "It's time to say goodbye to so-and-so." Can you find so-and-so?" Then have the child point out the right figure on the clothesline, take it off the rope, reattaching the clothespin and handing it to the child. If desired, you may also want to ask the children a question about the picture/the story as the picture is identified, using the Deep Down Discussion Sheet for suggestions.
4. Have a container/bucket/shoe box and say, "Say, goodbye!" letting the child drop the clothespin in the bucket and put the picture through the slot in the shoe box.

---

## **Bible Story Review Game**

---

*Response Activity to review the story and key concepts*

### **Deep Down Detectives Clue Hunt**

#### **Materials**

- Bible Truth storyboard pictures
- Deep Down Discussion Questions
- Variety of interesting items that have one or more places to hide a storyboard picture
- Detective Hat
- 4 False Clues (included on the next page)
- CD Player and Deep Down Detectives Theme Song

#### **Preparation**

1. Collect a variety of interesting items, that some way to hide a picture, such as an old box with a lid, wallet, purse, clothing with pockets, a book, etc. If your items have MORE than one place to hide things, that is even better.
2. Cut out/Print out the false clue pictures included with the game.
3. Hide each story picture inside one of the items.
4. Set out the items for the children to see, telling them that each of them have an important clue in them. Most of them are from the story, but a few are not. Tell them that it is the job of the Deep Down Detectives to find the hidden clues and decide if they belong in the story or not.

#### **Playing the Game**


1. Have the children line up. Play the Deep Down Detectives Theme Song and lead the children in marching around the room and then back to their places to sit down as it ends. (This is merely an energy-release tactic). Have the children take turns choosing an item, finding the clue you have hidden within it. Have the child/the class decide if the clue belongs in the story or not. If it belongs in the story, have them tell how, or, you could ask the children a question about the picture, using the Deep Down Discussion Sheet for suggestions.
2. Continue until all the clues have been found.
3. If desired, you can have the child who will choose the next clue to lead the class in marching to the theme song before they choose their clue.

## Bible Story Review Game

Response Activity to review the story and key concepts

### Deep Down Detectives Clue Hunt, continued

False Clues (use as many as you want)



---

## **Bible Story Review Game**

---

*Response Activity to review the story and key concepts*

### **Run to the Grocery Store**

#### **Materials**

Bible Truth storyboard pictures  
Deep Down Discussion Questions  
Grocery bag or kid's grocery cart  
Empty food cartons

#### **Preparation**

1. Put a clue inside each food container.
2. Set out the containers on a table or shelf at one end of the room.
3. Set up the story board at the other end, with the shopping cart or bag.

#### **Playing the Game**

1. Have the children assemble near the storyboard.
2. Have them take turns pushing the grocery cart/carrying the grocery bag to the other end of the room and choosing a food item. If desired, tell the children which food item you want them to pick out each time.
3. When the child returns with the food, have them open the container and pull out the picture. If desired, you may also want to ask the children a question about the picture/the story as the picture is identified, using the Deep Down Discussion Sheet for suggestions.
4. Ask the class what the picture is, then add it to the story board, gradually reproducing the story.

---

## **Bible Story Review Game**

---

*Response Activity to review the story and key concepts*

### **Who's in the Basket?**

#### **Materials**

Bible Truth storyboard pictures  
Deep Down Discussion Questions  
Blanket  
Basket

#### **Preparation**

None.

#### **Playing the Game**

1. Hide one of the pictures in the basket and cover it up with the blanket.
2. Ask the children: "Who's in the basket? Would you like to look?" Have chose a child to take off the blanket and pull out the picture to show the rest of the children. Say: "Look! It's -----" The children or you or you and the children can answer with who it is. For more fun, have a little song like "Pop! Goes the Weasel" you hum each time before the child pulls the blanket off Or, just count "1, 2, 3, GO!" and pull the blanket off quickly. If desired, you may also want to ask the children a question about the picture/the story as the picture is identified, using the Deep Down Discussion Sheet for suggestions.
3. Repeat as frequently as desired.

---

## **Bible Story Review Game**

---

*Response Activity to review the story and key concepts*

### **Going Fishing**

#### **Materials**

Bible Truth storyboard pictures  
Deep Down Discussion Questions  
One long wooden dowel, yardstick, etc. per fishing pole  
Yarn  
Paper clip per fishing pole  
Rope  
Two chairs  
Blanket  
Box/bucket/container  
Bucket

#### **Preparation**

1. Make fishing poles out of long wooden dowels, yardsticks, etc with a piece of yarn for fishing line and a paper clip for a hook.
2. Attach a picture to the end of each pole.
3. Tie a rope between two chairs and drape a piece of cloth or a blanket over the rope. Lay the poles against the blanket so that the tips and the fishing line drape over the other side and drop down into a bucket/box on the other side.
4. Place other bucket on the side the children and the ends of the fishing rods are. This will be the "holding tank" for the fish when they are caught.

#### **Playing the Game**

1. Ask the children, "Would you like to go fishing in my pond today?"
2. "Let's see what you'll catch." The child chooses one of the poles, pulls it up and see what's on the end.
3. Say "Looks like you've caught a big one! Pull it out!"
4. As the child pulls up the fishing rod and reveals what is on the end, ask the children, "Who did you catch?" If desired, you may also want to ask the children a question about the picture/the story as each "fish" is caught, using the Deep Down Discussion Sheet for suggestions.
5. Have the child put the "fish" in the holding tank.
6. If desired, when all the fish are caught, take them out of the holding tank and review the "catch of the day."



---

## Bible Story Review Game

---

*Response Activity to review the story and key concepts*

### Pony Express

#### Materials

Bible Truth storyboard pictures  
Deep Down Discussion Questions  
Small manila envelopes, one per flannel graph figure  
Kid's small backpack or a tote bag with a strap  
Basket  
Cowboy hat  
Stick horse or a broom

#### Preparation

1. Tell the children that long ago cowboys used to pick up the mail, put it in their bags and ride it fast from town to town on their horses. This was called the Pony Express. Today, they will practice riding for the Pony Express and bring the mail back to the class.

#### Playing the Game

1. Show the children how to ride the stick horse down to the other end, pick up a piece of mail from the basket, put it in their bag, then ride it back to the class. Take the envelope out of the bag and open it, showing them the picture inside. Ask the children who/what the picture is and then put it on the storyboard. If desired, you may also want to ask the children a question about the picture/the story as the picture is identified, using the Deep Down Discussion Sheet for suggestions.
2. Have the children take turns riding the Pony Express, each time adding the new figure to the storyboard until the story is recreated on it.

---

## **Bible Story Review Game**

---

*Response Activity to review the story and key concepts*

### **Who's Inside?**

#### **Materials**

- Bible Truth storyboard pictures (and/or other objects that remind you of things from the story)
- Deep Down Discussion Questions
- 10 different containers with lids

#### **Preparation**

1. Put in various pictures/objects in each container and shut.
2. Line up all the containers or put them in a big bag, such as a trash bag.

#### **Playing the Game**

1. Have 10 different sized/colored lidded containers with shaded sides, all big enough to fit the laminated pictures or other objects from the story or concept. Have the children take turns choosing a container (from the bag) and opening it. Each time ask: "Who's inside?" Child/children/you/you and children can answer together. If desired, you may also want to ask the children a question about the picture/the story as each picture/object is identified using the Deep Down Discussion Sheet for suggestions.
2. Repeat.

## **Bible Story Review Game**

---

*Response Activity to review the story and key concepts*

### **Fix Up the Mix Up**

#### **Materials**

Bible Truth storyboard pictures  
Deep Down Discussion Questions

#### **Preparation**

None.

#### **Playing the Game**

1. Take all the Storyboard pictures and mix them up in a pile in front of the children.
2. Tell them that the story pictures are all mixed up and you need help fixing them up again.
3. Let the children take turns picking a picture out of the pile and re-constructing the story on the storyboard. If desired, you may also want to ask the children a question about the picture/the story as each picture/object is identified using the Deep Down Discussion Sheet for suggestions.

# **DEEP DOWN DETECTIVES**

**Curriculum Resources**



**Appendix C:  
Crafts and Take Home Sheets**

## Index of Crafts and Take Home Sheets

### Bible Truth 1:

Coloring Sheet/Take Home Sheets	309
Big Question 9 Bible Story and Key Concepts to Take Home	315
Extra Crafts 1-3	323

### Bible Truth 2:

Coloring Sheet/Take Home Sheets	329
Big Question 9 Bible Story and Key Concepts to Take Home	335
Extra Crafts 1-3	343

### Bible Truth 3:

Coloring Sheet/Take Home Sheets	349
Big Question 9 Bible Story and Key Concepts to Take Home	355
Extra Crafts 1-3	361

### Bible Truth 4:

Coloring Sheet/Take Home Sheets	367
Big Question 9 Bible Story and Key Concepts to Take Home	373
Extra Crafts 1-3	379

### Bible Truth 5:

Coloring Sheet/Take Home Sheets	385
Big Question 9 Bible Story and Key Concepts to Take Home	391
Extra Crafts 1-3	397

### Bible Truth 6:


Coloring Sheet/Take Home Sheets	403
Big Question 9 Bible Story and Key Concepts to Take Home	409
Extra Crafts 1-3	417

**CAN YOU GUESS BIBLE TRUTH I:  
What Did Jesus Come to Do?  
Jesus Came to Bring Us to God...**

**He Left His Home in**

**-----  
to Save Us!**

**HINT: Jesus' home is where the angels live. It  
starts with an "h" and it rhymes with "seven."**



## Deep Down Detective Devotion: Unit 9, Bible Truth 1, Lesson 1



### Big Question 9: What Did Jesus Come to Do?

**Answer:** Jesus Came to Bring Us to God... He Left His Home in Heaven to Save Us!

### Bible Truth 1 Meaning

Jesus is God's Son. He has always lived in heaven with God, the Father, and God, the Holy Spirit. Life with God, the Father, and God, the Holy Spirit was Perfect Wonderfulness-- the closest, most wonderful love. Jesus was full of the bright shininess of God's glorious goodness. He enjoyed all of the riches of heaven and the praise of all the angels. But Jesus chose to leave His wonderful home in heaven. He came to earth, born a baby boy. Jesus was still God, just like before; but now He was a human, too. Life as a human wasn't anything like life in heaven. There were so many people who did not love or know God. There was so much sin and death all around Him. Jesus felt the difference inside of Himself, too. He had never known any limits in heaven, as God, the Son. But this human body He had was so weak and small. It needed sleep. It got cold and hungry and thirsty. Yes, life on earth was so very different than life in heaven. So, why DID Jesus choose to leave behind all the wonderful things of heaven and come to earth? Because God loved us and wanted to save us. Only Jesus' perfect life could be the full payment for our sins. Only He could make the way for us to become God's dearly-loved people. Jesus knew this. He wanted to fulfill His Father's amazing plan. So, Jesus came. He suffered and died on the cross. On the third day, He rose from the dead in victory. Jesus had saved God's people! And by doing this very difficult and very painful thing for us, Jesus also showed to the whole world just how very deep is God's love for His people. We, too, can become God's people when we turn away from our sins and trust in Jesus, this wonderful Savior, ourselves.

### How do I know this is true? The Bible tells me so!

"For I have come down from heaven, not to do my own will but the will of him who sent me." --- John 6:38, ESV

### Some Questions for You

1. Who is God's Son? *Jesus.*
2. Where has Jesus always lived? *In heaven.*
3. What did Jesus enjoy in heaven before He came to earth? *The bright shininess of God's glorious goodness; the riches of heaven; and the wonderful closeness with God the Father and God the Holy Spirit.*
4. Where did Jesus leave heaven to go? *To earth to be born as a baby.*
5. What was Jesus like when He came to earth? *Still completely God, but now completely a man, too.*
6. Why would Jesus leave behind the wonderfulness of heaven to come to earth? *Because only by dying on the cross could God's people be saved. God loved His people so much that He would do that for them!*
7. Who did Jesus delight to obey when He came to earth? *God, His Father.*

### Let's Pray!

- A** Jesus, we praise You for choosing to leave the Perfect Wonderfulness of heaven to be our Savior. You came to bring us to God.
- C** Jesus, we are all sinners who deserve God's punishment. We could never be God's people on our own. Only You could bring us to God.
- T** Thank You, Jesus, for dying on the cross to save all who turn away from their sins and trust in You as their Savior.
- S** Work in our hearts. Help us to turn away from our sins. Help us to trust in You as our Savior. Help us to tell others about You. In Jesus' name, we pray, Amen.

### Let's Sing about What We're Learning!

#### Big Q & A 9 Song from Deep Down Detectives ESV Songs 9, track 12 (sung to the tune of "This Old Man")

What did Jesus come to do?  
 What did Jesus come to do?  
 Jesus came to bring us to God.  
 That's what Jesus came to do!

Go to the Deep Down Detectives Parent Resources for Unit 9 to get the Bible story and many more resources and songs for this unit at [praisefactory.org](http://praisefactory.org)

#### Big Question 9 Action Rhyme Song from Deep Down Detectives ESV Songs 9, track 13

##### Refrain

What did Jesus come to do?  
 Jesus came to bring us to God.  
 What did Jesus come to do?  
 Jesus came to bring us to God.

##### Verse 1

In the beginning, people enjoyed  
 Perfect fellowship with God.  
 But they disobeyed,  
 their fellowship lost.  
 Would things always  
 stay this way? *Refrain*


##### Verse 2

At just the right time,  
 God sent His Son  
 to pay for His people's sins,  
 He offered His life, the perfect sacrifice,  
 Gave them fellowship  
 with God again. *Refrain*

##### Verse 3

On the third day,  
 Jesus rose from the grave,  
 Then He went back home to heav'n.  
 Now all who repent  
 and believe in Him,  
 Can know God forever. *Refrain*





**"For I have come down from heaven, not to do my own will,  
but the will of him who sent me." John 6:38, ESV**

DDD 9.1 L2 Coloring Sheet/Take Home pg.1

## Deep Down Detective Devotion: Unit 9, Bible Truth 1, Lesson 2



**Big Question 9:** What Did Jesus Come to Do?

**Answer:** Jesus Came to Bring Us to God... He Left His Home in Heaven to Save Us!

**How do I know this is true? The Bible tells me so!**

"For I have come down from heaven, not to do my own will but the will of him who sent me." --- John 6:38, ESV

**Learn a Little:** "I have come from heaven... to do the will of him who sent me."

**Meaning**

Jesus left His wonderful home in heaven to live on earth. Why? To carry out God's amazing plan. What was that plan? To save His sinful people from their sins so they could know Him and enjoy Him forever! What an amazing plan! What a wonderful God! Let's praise Him right now!

**Some Questions for You**

1. Who came down from heaven? *Jesus did.*
2. Whose will (plan) did Jesus come to do? *God's will (plan).*
3. Who did Jesus choose to always obey? *Not His own will, but God, His Father's will. He would obey Him no matter how hard it was.*
4. What did God send Jesus to do? *To save God's people from their sins.*
5. How did Jesus fulfill God's plans? *Jesus lived a perfect life and He offered it up as the full payment for the sins of God's people as He suffered and died on the cross. He rose from the dead, proving He had really beaten sin and death for them!*
6. How can we become one of God's people? *By turning away from our sins and trusting in Jesus as our Savior.*

**Let's Pray!**


- A** Jesus, we praise You for choosing to leave the Perfect Wonderfulness of heaven to be our Savior. You came to bring us to God.
- C** Jesus, we are all sinners who deserve God's punishment. We could never be God's people on our own. Only You could bring us to God.
- T** Thank You, Jesus, for dying on the cross to save all who turn away from their sins and trust in You as their Savior.
- S** Work in our hearts. Help us to turn away from our sins. Help us to trust in You as our Savior. Help us to tell others about You. In Jesus' name, we pray, Amen.

**Let's Sing Our Bible Verse!**


**Down, Down, Down: John 6:38** from *Deep Down Detectives* ESV Songs 9, track 20

Down, down, down,  
I have come down,  
Down, down, down,  
I have come down.  
I've come down from heaven,  
Not to do my own will,  
But the will of him,  
Of him, who sent me. (Repeat)  
John Six, thirty-eight.

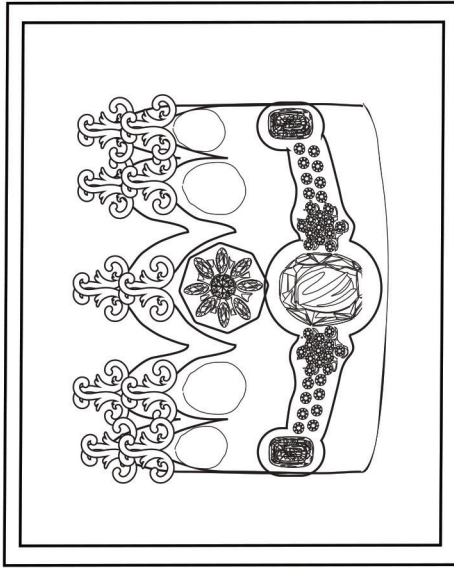
Which four of these clues belong in our story? Which two do not? Put an X in the boxes of the four that belong.


☐

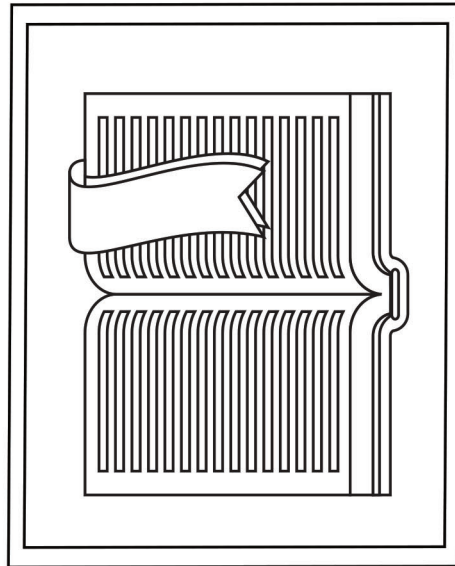
A Tulip


☐


A Fish


☐

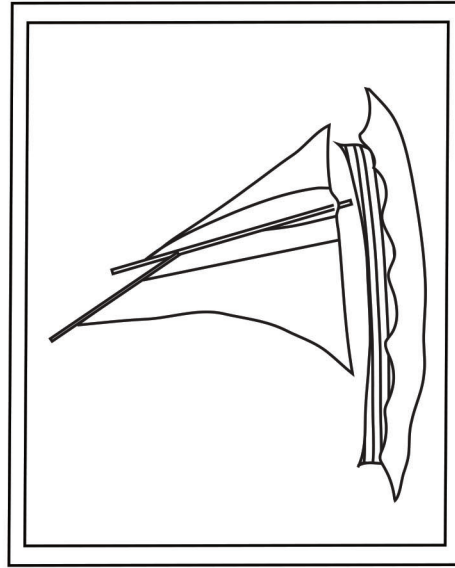
A Crown


☐

A Book


☐

A Woman Named Mary


☐

A Sailboat

Answer: The fish, the crown, Mary, and the sailboat belong. The tulip and the book do not.

## Deep Down Detective Devotion: Unit 9, Bible Truth 1, Lesson 3



### Big Question 9: What Did Jesus Come to Do?

**Answer:** Jesus Came to Bring Us to God... He Left His Home in Heaven to Save Us!

### Bible Truth 1 Meaning

Jesus is God's Son. He has always lived in heaven with God, the Father, and God, the Holy Spirit. Life with God, the Father, and God, the Holy Spirit was Perfect Wonderfulness-- the closest, most wonderful love. Jesus was full of the bright shininess of God's glorious goodness. He enjoyed all of the riches of heaven and the praise of all the angels. But Jesus chose to leave His wonderful home in heaven. He came to earth, born a baby boy. Jesus was still God, just like before; but now He was a human, too. Life as a human wasn't anything like life in heaven. There were so many people who did not love or know God. There was so much sin and death all around Him. Jesus felt the difference inside of Himself, too. He had never known any limits in heaven, as God, the Son. But this human body He had was so weak and small. It needed sleep. It got cold and hungry and thirsty. Yes, life on earth was so very different than life in heaven. So, why DID Jesus choose to leave behind all the wonderful things of heaven and come to earth? Because God loved us and wanted to save us. Only Jesus' perfect life could be the full payment for our sins. Only He could make the way for us to become God's dearly-loved people. Jesus knew this. He wanted to fulfill His Father's amazing plan. So, Jesus came. He suffered and died on the cross. On the third day, He rose from the dead in victory. Jesus had saved God's people! And by doing this very difficult and very painful thing for us, Jesus also showed to the whole world just how very deep is God's love for His people. We, too, can become God's people when we turn away from our sins and trust in Jesus, this wonderful Savior, ourselves.

### How do I know this is true? The Bible tells me so!

"For I have come down from heaven, not to do my own will but the will of him who sent me." --- John 6:38, ESV

### Some Questions for You

1. Who was Jesus' mother and father? *Mary and God.*
2. Did Jesus start being alive when He was born? *No! Jesus had always been alive in heaven, with God, the Father, and God, the Holy Spirit.*
3. Why did Jesus leave heaven and come to earth? *To save God's people from their sins.*
4. What did Jesus do when He grew up? *He began to teach people about God and do amazing things.*
5. What did Jesus do for a hungry crowd of people far from home? *By God's great power, He fed the whole crowd with just two fish and five, little loaves of bread.*
6. What did the people want Jesus to do for them when Jesus fed them in this amazing way? *They wanted Him to be their king who would use God's power to give them more of the good things they wanted.*
7. Why didn't Jesus want to be this kind of king for the people? *Because those good things would not last. He wanted to save them from their sins and give them life forever with God. This was the best, good thing of all.*
8. Why did so many people decide to not believe in Jesus? *Because He wouldn't give them the good things they wanted (but He knew weren't what they really needed.)*
9. Why did Jesus' disciples stay with Him? *Because they knew that Jesus was God's Son, sent to save God's people. There was no one else like Him.*
10. How did Jesus complete God's plan to save us? *He lived a perfect life and He offered it up as the full payment for the sins of God's people as He suffered and died on the cross. He rose from the dead, proving He had really beaten sin and death for them!*

### Let's Pray!

- A** Jesus, we praise You for choosing to leave the Perfect Wonderfulness of heaven to be our Savior. You came to bring us to God.
- C** Jesus, we are all sinners who deserve God's punishment. We could never be God's people on our own. Only You could bring us to God.
- T** Thank You, Jesus, for dying on the cross to save all who turn away from their sins and trust in You as their Savior.
- S** Work in our hearts. Help us to turn away from our sins. Help us to trust in You as our Savior. Help us to tell others about You. In Jesus' name, we pray, Amen.

### Let's Praise God Right Now!

#### Big Q & A 9 Hymn: To God Be the Glory

from Deep Down Detectives ESV Songs 9, track 18

##### Verse 1

To God be the glory, great things He hath done;  
So loved He the world that He gave us His Son.  
Who yielded His life, an atonement for sin,  
And opened the lifegate that all may go in.

##### Refrain

Praise the Lord, praise the Lord, Let the earth hear His voice.  
Praise the Lord, praise the Lord, Let the people rejoice.  
O, come to the Father through Jesus the Son,  
And give Him the glory, great things He hath done.

#### Big Question 9 Praise Song: Blessed Be the Name

from Deep Down Detectives ESV Songs 9, track 19

Blessed be the name, Blessed be the name,  
Blessed be the name of the Lord;  
Blessed be the name, Blessed be the name,  
Blessed be the name of the Lord.

Go to the Deep Down Detectives Parent Resources for Unit 9 to get the Bible story and many more resources and songs for this unit at [praisefactory.org](http://praisefactory.org)

**Deep Down Devotions: Unit 9, Bible Truth 1 Story Concepts****P.1****The Case of the Lover Who Left It All Behind***Luke 1-2; John 1,6*

Dear Parents,

**Big Question #9** is: "What Did Jesus Come to Do?" Your child is learning that "Jesus Came to Bring Us to God... He Left His Home in Heaven to Save Us."

Here's a copy of the Bible story they are learning along with the "Listening Assignment" for each lesson. These assignments provide a different teaching emphasis for each lesson, helping the children dig deeper into each Bible truth. They match up with your child's take home for each lesson. We hope that these resources help your family to dig down deeper into the truths of God's Word!" Happy digging!

•many more resources for this Big Question can be found online at [www.praisefactory.org](http://www.praisefactory.org)•

**Listening Assignments**

"Hey, Kids! Detective Dan, here. Listen carefully to the story and help me answer these questions:

**Detective Dan's Lesson #1 Listening Assignment:**

I need to find out:

- 1. Who was the lover? Whom did He love?**
- 2. What did He leave behind, and why?**

**Detective Dan's Lesson #2 Listening Assignment:**

**Our Bible Verse is John 6:38:** "For I have come down from heaven, not to do my own will but the will of him who sent me."

I need to find out:

- 1. Whose will (plan) did Jesus come down from heaven to do?**
- 2. What was the plan, and did Jesus do it?**

**Detective Dan's Lesson #3 Listening Assignment:**

I found six clues, but only 4 of them are in the story.

Our six clues were: a tulip, a fish, a crown, a book, a woman named Mary, and a sailboat.

*Hold each of them up for the children to see as you identify them.*

I need to figure out:

- 1. Which four belong in the story and which two don't?**
- 2. What did the people ask Jesus to give them? What did He give them instead?**

**Read the assignment questions, THEN SAY,**

"Ok, Deep Down Detectives! Put on your best listening ears and see if you can hear the answers to Detective Dan's questions. When I finish telling the story, we will see if we can answer all the questions."

*Read the Bible Truth story, answer questions, present the gospel and lead in prayer.*

*Answers to questions; the gospel; and, ACTS prayer are included with the story text.*



**Bible Story for Big Question 9, Bible Truth 1** use with all THREE lessons**P.2****The Case of the Lover Who Left It All Behind** *Luke 1-2; John 1,6**Story with lines separating paragraphs (text in bold, optional interaction cues in italics)*

**On one, special night, baby Jesus was born to Mary. Jesus cried like other babies. He was hungry like other babies. He needed his mother to care for him like other babies, too. Yes, in many ways Jesus was just like us.**

**But there were some things that were very different about baby Jesus, too. Jesus wasn't ONLY human like we are. He didn't have a man for a father like we do. Jesus was GOD's Son! And what had God's Son come to do? The angel told the shepherds on the night Jesus was born. Do you remember what he said?**

*Do you know?*

**"A Savior has been born to you; the Messiah, the Lord," the angel said. This was God's Son, the Messiah, come to save God's people!**

**And what's more, Jesus didn't just begin His life as a baby, like you and I did. No! Jesus had always been alive. He had always been enjoying the Perfect Wonderfulness of love and fellowship with God, His Father, and God, the Holy Spirit. And oh, how perfect and wonderful that life was! It was the kind of life no one would ever want to leave.**

**But Jesus DID leave that Perfect Wonderfulness. Not because He was bored or didn't like it anymore. Jesus left it because He was going to carry out God's great plan. Can you remember what that plan was?**

*Can you remember?*

**It was to save people from their sins so they could be God's dearly-loved people and enjoy Him forever. Yes, it was for love of God, His Father... and for love of us, that Jesus left His home in heaven to come to earth and be born a baby.**

**Jesus was born a baby, but He didn't stay that way. Up, up, up, He grew, just like we do.**

**And when Jesus had grown up to be a full-grown man, it was time for Him to TEACH people about God and to TELL them why God had sent Him. It was time to SHOW them by God's amazing power that He really was God's Son, sent to save them.**

**So, off went Jesus and His disciples. Up to the fish town of Capernaum by the Sea of Galilee. Down to the big city of Jerusalem. And even out, over, and away, to some of the cities of Israel's enemies. And everywhere Jesus went, He TAUGHT the people about God and TOLD them why God had sent Him. He SHOWED them by God's amazing power that He was God's Son, sent to save them.**

**As Jesus spoke about God, people wanted to hear more that He had to say. And as Jesus did amazing things by God's power, people wanted to see Him do even more. No one had ever heard someone teach about God like Jesus did, or ever seen someone do the amazing things He did by God's power.**

**Bible Story for Big Question 9, Bible Truth 1**

use with all THREE lessons

**P.3***Story with lines separating paragraphs (text in bold, optional interaction cues in italics)*

**News about Jesus spread quickly. Soon big crowds followed Him. One day, a huge crowd sailed with Jesus to a mountain on the other side of the Sea of Galilee. They docked the boats and climbed with Jesus and His disciples to the top of the mountain. More and more people gathered until there was over five thousand people. What a crowd! They listened to Jesus tell about God from God's Word. They brought their sick to Him to be healed by God's power.**

**The people stayed up on that mountain with Jesus all day. They stayed so long that they had to spend the night there, too. They stayed so long that they ran out of food and were hungry. "Grumble! Grumble!" went those thousands of hungry stomachs. "We need food," said those thousands of hungry mouths, but no one had any food with them in that faraway place.**

**No one, that is, except a boy with two fish and five, little loaves of bread. But that little bit of fish and bread could never feed thousands of grumbly stomachs...or could it?**

*What do you think?*

**Jesus took the fish and bread, gave thanks to God, His Father, and gave it to the crowds to eat. God's power was at work through Jesus once more. Wonders of wonders, that little bit of fish and bread spread further and further and further until everyone there had bellies full of food! Why, there were even twelve baskets of fish and bread scraps left over after they had all finished eating!**

**How excited the crowd was when they saw what Jesus had done! "Surely Jesus is the special leader Moses promised God would send us one day," the people told each other. "Let's grab him and make him our king," they decided. "Just think: if Jesus is our king, he could use his amazing powers to give us everything we want. It could be like the days of Moses when God gave our people manna--the yummy food, straight from heaven," they thought. "Why, he could give us more than that! He could give us ALL the good things we want and he could give them to us RIGHT NOW. Wouldn't it be wonderful to have a king like that?" they exclaimed.**

**But Jesus knew just what those people were thinking. They had it all wrong! Yes, He WAS the special leader God had promised to send one day. And yes, He was a king—their king. But He wasn't the kind of king they thought He was. Jesus hadn't come just to fill their bellies with good food from heaven or to give them other good things they wanted right then. He had come to do God's will and give them something they needed much more. Do you remember what Jesus came to do?**

*Do you remember?*

**Jesus had come to save them from sin and death so they could be God's dearly-loved people forever.**

**Now, the people might LIKE their bellies filled with bread. They might LIKE to get whatever good things they wanted. But what they really NEEDED was what Jesus had come to do: to save them from their sins. So Jesus refused to do things the way these people wanted Him to. He would do things God's way. He would be their Savior!**

**So Jesus went further into the mountains, away from the crowd so they couldn't find Him. Then late that night, Jesus and His disciples sailed back across the Sea of Galilee to Capernaum, without the crowds knowing where He had gone.**

**The next day, the people realized Jesus was missing. They went looking everywhere for Him. They couldn't stop thinking about how He had given them all that yummy fish and bread by God's power. They wanted Jesus to give them more food and other good things like that. They looked and looked for Him.**



**Bible Story for Big Question 9, Bible Truth 1** use with all THREE lessons**P.4***Story with lines separating paragraphs (text in bold, optional interaction cues in italics)*

**"Jesus, where are you? Are you up on the mountain where you gave us the food yesterday?" they wondered. No, Jesus was not there.**

**"Are you way up on the mountain by yourself somewhere?" they wondered. No, Jesus was not there.**

**So, at last, they went down to their boats and sailed back to Capernaum. "Jesus, are you here in Capernaum?" they wondered. Yes, there He was!**

**"Teacher, when did you come here?" the crowd asked. They were so excited to be with Him again!**

**But Jesus knew they weren't happy to see Him for the right reasons. They had grumbly stomachs they wanted Him to fill. They had good things they wanted Him to give them by God's power. They wanted Him to be their king and give them these things. Would Jesus give in to them this time?**

*What do you think?*

**No, Jesus would not. "God gave His people heavenly bread to eat, long ago in Moses' day," Jesus told the people. "But now He's giving you something from heaven that's even better than food. This time He's given ME to you. The Savior!" Jesus explained.**

**"Prove You are the Messiah, the Savior!" the crowd replied. "Use God's power to give us food from heaven as Moses did," they demanded.**

**But Jesus would not!**

**"I've come down from heaven to do God's will, NOT just to give you bread that fills your grumbly stomachs for just a while, then leaves you hungry; or, to give you good things that will only make you happy for a little while in this life. No! God's will is for Me to give you something far better than these things. His will is for Me to save you from your sins, so you can have wonderful life with God FOREVER," Jesus explained.**

**"How can Jesus say He came from heaven?" the people grumbled. "Isn't He just the son of Joseph and Mary? We know them! Come on, let's leave. Jesus is just a fake!" they decided, and they left Him.**

**Soon, it was just Jesus and His disciples. Everyone else had gone. "Will you leave Me, too?" Jesus asked His disciples.**

*What do you think?*

**No, they would not! They had heard Jesus' amazing words about God. They had seen God's power working in Him. The Holy Spirit had been working in their hearts, giving them faith. Yes, Jesus was Mary's son. The crowds had that right. But Jesus most certainly was NOT Joseph's son. No! Jesus was God's Son, the Savior!**

**"How can we leave You?" they said to Jesus. "Where else would we go? We know and believe that God has sent You to save His people from their sins," they told Him.**

**Jesus' disciples were right, weren't they? For on just the right day, Jesus suffered and died on the cross to take the punishment for the sins of all God's people—all who would ever turn away from disobeying God and would trust in Jesus as their Savior. Then on the third day, Jesus rose from the dead. He had beaten sin and death for God's people! Jesus had come down from heaven to do God's will, and He had done it! Now, we, too, can become God's people, when we turn away from our sins and trust in Jesus as our Savior.**

**Cracking the Case:** (story wrap-up for Listening Assignments)

It's time to see how we did with our Listening Assignment.

**Detective Dan's Lesson 1 Listening Assignment:**

**1. Who was the lover? Whom did He love?** Jesus was the lover. He loved God and He loved sinners, like you and me.

**2. What did He leave behind, and why?** Jesus left behind the Perfect Wonderfulness of life with God, the Father, and God, the Holy Spirit, in heaven. He left it behind, so He could be our Savior.

**For You and Me:**

Jesus didn't just come to earth to save people who lived long ago. He came to save people from every time and place...He even came to save us! How can we be saved? By turning away from our sins and trusting in Jesus as our Savior.

**Detective Dan's Lesson 2 Listening Assignment:****Our Bible Verse is John 6:38**

"For I have come down from heaven, not to do my own will but the will of him who sent me."

**1. Whose will (plan) did Jesus come down from heaven to do?** God's plan.

**2. What was the plan, and did Jesus do it?** God's plan was for Jesus to be our Savior. Yes, He did!

**For You and Me:**

How amazing that Jesus would choose to leave His home in heaven to come to be our Savior! How amazing that He would suffer and die on the cross in the place of God's sinful people! But that's exactly what He did. And He rose from the dead on the third day, proving He had really done it! We, too, can become God's people when we turn away from our sins and trust in Jesus as our Savior.

**Detective Dan's Lesson 3 Listening Assignment:**

Our six clues were: a tulip, a fish, a crown, a book, a woman named Mary, and a sailboat.

**1. Which four belong in our story?**

The fish, the crown, Mary, and the sailboat.

**2. What did the people ask Jesus to give them? What did He give them instead?** The people wanted Jesus to be their king who would use God's power to give them more bread and other good things to enjoy now.

**For You and Me:**

It's easy to understand why the people wanted Jesus to use God's power to give them good things. We all love for God to give us the good things that we enjoy. But

how good it is that Jesus chose to do God's will and be our Savior! He gave us what we needed most: forgiveness for our sins. You and I can know God's forgiveness and become His people when we turn away from our sins and trust in Jesus as our Savior.

**The Gospel** (story wrap-up if NOT using Listening Assignments)**Our Bible Truth is:****What Did Jesus Come to Do?****Jesus Came to Bring Us to God...****He Left His Home in Heaven to Save Us!**

How great is God's love for His sinful people! He sent Jesus, His own Son, to live a perfect life and offer it as the full payment for their sins. He suffered the punishment they deserved as He suffered and died on the cross! It sounds too good to be true, but it IS true! How do we know? Because on the third day, Jesus rose up from the grave, proving He had really beaten sin and death for God's people. He had come down from heaven to do God's will and He had done it! Now, all who turn away from their sins and trust in Jesus as their Savior are forgiven their sins. They get to be God's dearly-loved people forever. This is how we can become God's people, too. Ask God to help you

*Close in prayer.*

**Closing ACTS Prayer**

- A** Jesus, we praise You for choosing to leave the Perfect Wonderfulness of heaven to be our Savior. You came to bring us to God.
- C** Jesus, we are all sinners who deserve God's punishment. We could never be God's people on our own. Only You could bring us to God.
- T** Thank You, Jesus, for dying on the cross to save all who turn away from their sins and trust in You as their Savior.
- S** Work in our hearts. Help us to turn away from our sins. Help us to trust in You as our Savior. Help us to tell others about You. In Jesus' name, we pray, Amen.



**Deep Down Detectives Devotions: Big Question 9, Bible Truth 1 Key Concepts****p.5****Unit 9: Jesus, Immanuel, God with Us****Unit Big Question (and Answer):** What Did Jesus Come to Do? Jesus Came to Bring Us to God!**Unit Bible Verse:** "Christ suffered once for sins, the righteous for the unrighteous, that He might bring us to God." 1 Peter 3:18, ESV**Bible Truth 1 Concept: Jesus Came to Bring Us to God... He Left His Home in Heaven to Save Us**

Jesus is God's Son. He has always lived in heaven with God, the Father, and God, the Holy Spirit. Life with God, the Father, and God, the Holy Spirit was Perfect Wonderfulness-- the closest, most wonderful love. Jesus was full of the bright shininess of God's glorious goodness. He enjoyed all of the riches of heaven and the praise of all the angels.

But Jesus chose to leave His wonderful home in heaven. He came to earth, born a baby boy. Jesus was still God, just like before; but now He was a human, too. Life as a human wasn't anything like life in heaven. There were so many people who did not love or know God. There was so much sin and death all around Him. Jesus felt the difference inside of Himself, too. He had never known any limits in heaven, as God, the Son. But this human body He had was so weak and small. It needed sleep. It got cold and hungry and thirsty. Yes, life on earth was so very different than life in heaven.

So, why DID Jesus choose to leave behind all the wonderful things of heaven and come to earth? Because God loved us and wanted to save us. Only Jesus' perfect life could be the full payment for our sins. Only He could make the way for us to become God's dearly-loved people. Jesus knew this. He wanted to fulfill His Father's amazing plan. So, Jesus came. He suffered and died on the cross. On the third day, He rose from the dead in victory. Jesus had saved God's people! And by doing this very difficult and very painful thing for us, Jesus also showed to the whole world just how very deep is God's love for His people. We, too, can become God's people when we turn away from our sins and trust in Jesus, this wonderful Savior, ourselves.

**Bible Truth 1 Bible Verse: John 6:38, ESV**

"For I have come down from heaven, not to do my own will but the will of him who sent me."

**Learn a Little:** "I have come from heaven... to do the will of him who sent me."

**Meaning**

Jesus left His wonderful home in heaven to live on earth. Why? To carry out God's amazing plan. What was that plan? To save His sinful people from their sins so they could know Him and enjoy Him forever! What an amazing plan! What a wonderful God! Let's praise Him right now!

**Bible Truth 1 ACTS Prayer**

- A** Jesus, we praise You for choosing to leave the Perfect Wonderfulness of heaven to be our Savior. You came to bring us to God.
- C** Jesus, we are all sinners who deserve God's punishment. We could never be God's people on our own. Only You could bring us to God.
- T** Thank You, Jesus, for dying on the cross to save all who turn away from their sins and trust in You as their Savior.
- S** Work in our hearts. Help us to turn away from our sins. Help us to trust in You as our Savior. Help us to tell others about You. In Jesus' name, we pray, Amen.

**Bible Truth 1 Story****The Case of the Lover Who Left It All Behind**

*Luke 1-2; John 1,6*

---

## Deep Down Detectives Devotions: Big Question 9, Bible Truth 1 Key Concepts p.6

---

### Songs Used in Bible Truth 1

Big Q & A 9 Song

Big Question 9 Song: What Did Jesus Come to Do?

Big Question 9 Bible Verse Song: Christ Once Suffered for Sins 1 Peter 3:18, ESV

*Extra Big Question 9 Bible Verse Song: For Christ Suffered Once for Sin*

*Extra Big Question 9 Bible Verse Song: For God So Loved the World John 3:16, ESV*

Big Question 9 Hymn: To God Be the Glory, v.1

Big Question 9 Praise Song: Blessed Be the Name

Bible Truth 1 Bible Verse: Down, Down, Down John 6:38, ESV

*Extra Bible Truth 1 Bible Verse: The Word Became Flesh John 1:14 NIV 1984*

*Extra Bible Truth 1 Bible Verse: Your Attitude Should Be Philippians 2:5-8, NIV 1984*

listen to or download songs for free at <https://praisefactory.org>: Deep Down Detectives Music page

## **Go and Tell Bible Truth Concept Craft**

---

### **Jesus Left His Home in Heaven to Save Us**

#### **Craft Description**

The children will make a card that reminds them about the glorious home in heaven Jesus left in order to save us.

#### **Materials**

White paper or card stock  
Markers or crayons  
Gold sequins  
Craft hay/straw or skinny strips of yellow construction paper  
Glue

#### **Preparations**

1. Print out the craft pages and make 1 copy per child of them on white paper or card stock. Note that the two sides of the card are printed out as front and back. Use double sided format!
2. Set out markers/crayons, glue and other craft supplies.

#### **Introducing the Craft:**

"Our Big Question is: "What Did Jesus Come to Do?" We've learned that "Jesus Came to Bring Us to God... He Left His Home in Heaven to Save Us!" That's something very good to know. But many people don't know that. So do you know what God wants us to do? He wants us to go and tell others this very important news. So today we are going to make something we can show and tell them, too. Here's what it looks like..." (Hold up example of craft)

#### **Directions**

1. Show children your finished craft, reading the words to them.
2. Have the children color in the cross on one side of their paper.
3. Have the children flip over their papers. Have them color in the baby Jesus. Then, fill in the heaven section by gluing the gold sequins in place. Then glue straw underneath the baby Jesus for his manger. This is a great time to have them think about how wonderful heaven was and how very different it would have been for Jesus to come to earth, with straw for his bed on the night of his birth.
4. When dried, fold each paper in the middle of the long side, making it into a card.
5. Make sure to write each child's name on their craft.
6. If you have time, you can practice saying the words on the card and opening it up and showing the answer.

#### **Discussion**

This is an especially good time to re-read the key concepts and discuss them. See Deep Down Discussion Sheet for possible questions to talk about.


#### **Craft Wrap-Up:**

"At the end of our time together today, you get to take home your Go and Tell crafts. And what are you going to do with them? Show and tell someone the important news you've learned today: Jesus Came to Bring Us to God... He left His home in heaven to save us!". Practice holding up the card and saying the words/showing the picture on the front side, then the back side.

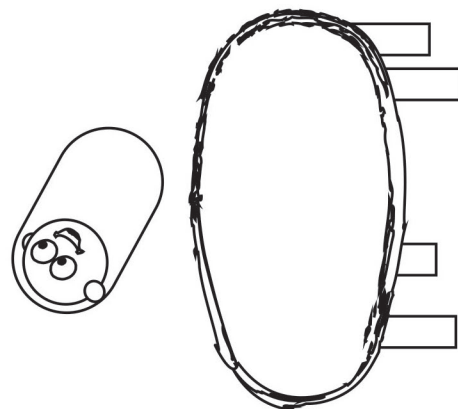




**Jesus, God's Son, left His  
glorious home in heaven.**

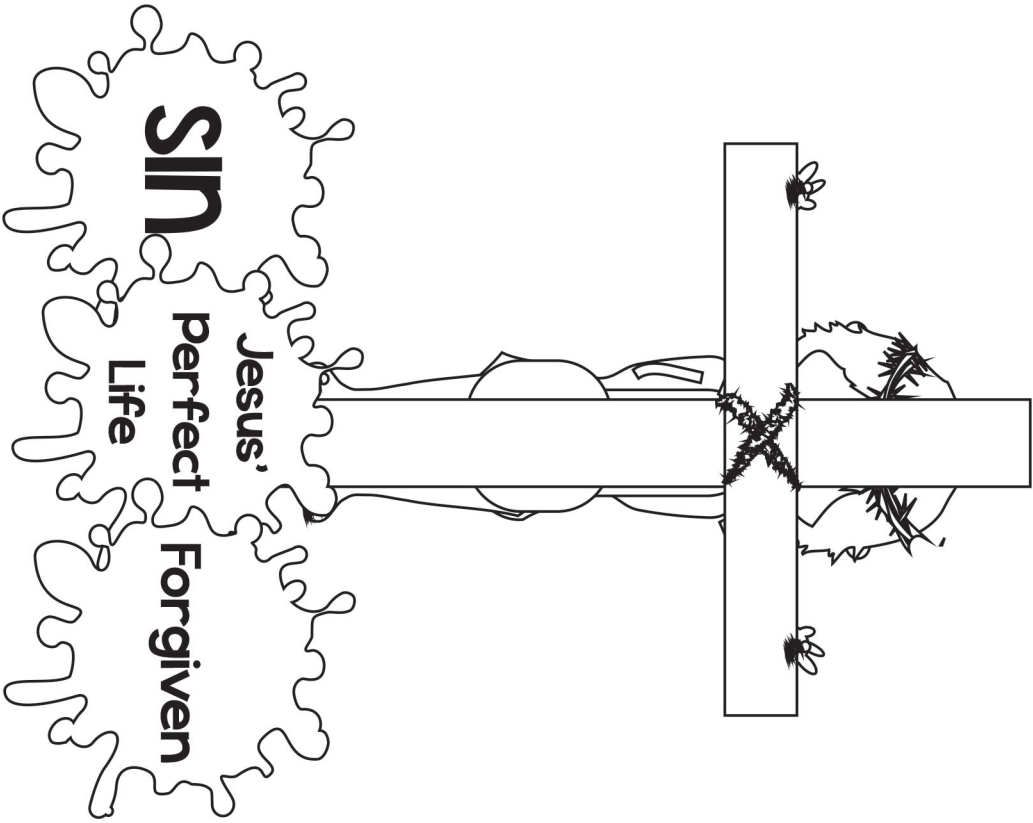


**To be born a baby,  
right here on earth.**





**He came to save us from our sins!**

**“For I have come down  
from heaven,  
not to do my own will  
but the will of him who sent me.”  
John 6:38, ESV**



**Thank You, Jesus!**



What Did Jesus Come to Do? Jesus Came to Bring Us to God... He Left His Home in Heaven to Save Us. How amazing that Jesus would choose to leave His home in heaven to come to be our Savior! How amazing that He would suffer and die on the cross in the place of God's sinful people! But that's exactly what He did. And He rose from the dead on the third day, proving He had really done it! We, too, can become God's people when we turn away from our sins and trust in Jesus as our Savior.

## The Case of the Lover Who Left It All Behind Jigsaw Puzzle Page

Luke 1-2; John 1,6


*Make copies of picture and cut out into an appropriate number of pieces for your children.  
Or, you can print out color versions of this puzzle by downloading it from [praisefactory.org](http://praisefactory.org).*

How amazing that Jesus would choose to leave His home in heaven to come to be our Savior! How amazing that He would suffer and die on the cross in the place of God's sinful people! But that's exactly what He did. And He rose from the dead on the third day, proving He had really done it! We, too, can become God's people when we turn away from our sins and trust in Jesus as our Savior.





CAN YOU GUESS BIBLE TRUTH 2:  
What Did Jesus Come to Do?  
Jesus Came to Bring Us to God...



He Never, Ever ----- God!

HINT: What's the opposite of "obey"?

# Deep Down Detective Devotion: Unit 9, Bible Truth 2, Lesson 1



## Big Question 9: What Did Jesus Come to Do?

**Answer:** Jesus Came to Bring Us to God... He Never, Ever Disobeyed God!

## Bible Truth 2 Meaning

Jesus never, ever sinned. He always obeyed God, His Father. But even though Jesus always never disobeyed God, there were many times when He was tempted to. The Bible tells us that Jesus was tempted in every way just like us; but unlike us, Jesus never gave in and sinned. In everything He thought and said and did, Jesus always kept on obeying God. And He did this His whole life! Wow! Jesus was absolutely perfect! Perhaps Jesus' greatest temptation came the night before He died on the cross. Jesus knew that it would hurt so badly to suffer for the sins of God's people. But Jesus loved God, His Father, and us so much! He would NOT turn away from His Father's good plan. He would suffer and die in the place of God's people so they could be forgiven. And it is so very good for us that Jesus did not sin and that He did choose to die for us. Only if He lived a perfect life could He give it up on the cross as the full payment for the sins of God's people. He was the only hope for our sins to be forgiven by God. He was the only way we could become God's people. You can be one of God's people, too, if you turn away from your sins and trust in Jesus as your Savior.

## How do I know this is true? The Bible tells me so!

"For we do not have a high priest who is unable to sympathize with our weaknesses, but one who in every respect has been tempted as we are, yet without sin." --- Hebrews 4:15, ESV

## Some Questions for You

1. Who never, ever sinned? *Jesus.*
2. Who did Jesus always obey? *His Father, God.*
3. Was Jesus ever tempted to sin? *Yes, many times.*
4. When was it very, very hard for Jesus to obey God? *When He had to suffer and die on the cross.*
5. *Why did Jesus chose to obey God and suffer and die on the cross? Because He loved God's people so much that He wanted to save them; and, because He loved God His Father so much and wanted to obey Him.*
6. Why was it so good that Jesus never, ever sinned? *Because only if Jesus always obeyed God could He be good enough to pay for His people's sins.*
7. What do we need to do to become one of God's people? *Turn away from your sins and trust in Jesus as your Savior.*

## Let's Pray!

- A** Jesus, we praise You for being our Savior. You came to bring us to God. We praise You for always saying 'no' to sin. You are the perfect One who never, ever sinned!
- C** Jesus, You never disobeyed God, Your Father, but we are not like You. We have all chosen to disobey God and His good ways. Oh, how we need You to be our Savior!
- T** Thank You, Jesus, for living a perfect life. Thank You for offering it up as the full payment for the sins of all who turn from their sins and trust in You as their Savior.
- S** Jesus, help us each to turn away from our sins and trust in You as our very own Savior. Help us to say 'no' to disobeying God. Help us to love You and live for You more and more. In Jesus' name, we pray, Amen.

## Let's Sing about What We're Learning!

### Big Q & A 9 Song from Deep Down Detectives ESV Songs 9, track 12 (sung to the tune of "This Old Man")

What did Jesus come to do?  
What did Jesus come to do?  
Jesus came to bring us to God.  
That's what Jesus came to do!

### Big Question 9 Action Rhyme Song from Deep Down Detectives ESV Songs 9, track 13

#### Refrain

What did Jesus come to do?  
Jesus came to bring us to God.  
What did Jesus come to do?  
Jesus came to bring us to God.

#### Verse 1

In the beginning, people enjoyed  
Perfect fellowship with God.  
But they disobeyed,  
their fellowship lost.  
Would things always  
stay this way? *Refrain*

#### Verse 2


At just the right time,  
God sent His Son  
to pay for His people's sins,  
He offered His life, the perfect sacrifice,  
Gave them fellowship  
with God again. *Refrain*

#### Verse 3

On the third day,  
Jesus rose from the grave,  
Then He went back home to heav'n.  
Now all who repent  
and believe in Him,  
Can know God forever. *Refrain*

Go to the Deep Down Detectives Parent Resources for Unit 9 to get the Bible story and many more resources and songs for this unit at [praisefactory.org](http://praisefactory.org)

DDD BQ9 BT2 L1 Coloring Sheet/Take Home pg2



"For we do not have a high priest who is unable to sympathize with our weaknesses, but one who in every respect has been tempted as we are, yet without sin." Hebrews 4:15, ESV



## Deep Down Detective Devotion: Unit 9, Bible Truth 2, Lesson 2

**Big Question 9:** What Did Jesus Come to Do?

**Answer:** Jesus Came to Bring Us to God... He Never, Ever Disobeyed God!



**How do I know this is true? The Bible tells me so:**

"For we do not have a high priest who is unable to sympathize with our weaknesses, but one who in every respect has been tempted as we are, yet without sin." --- Hebrews 4:15, ESV

**Learn a Little:** "[Jesus] has been tempted as we are, yet without sin."

**Meaning:**

Do you know what tempted means? It means thinking about doing something that God says is wrong. Our Bible verse tells us Jesus was tempted in every way, just like we are! But what made Jesus different? He always said "no" to tempting things. He never disobeyed God! Jesus was perfect. He was without sin! The Bible calls Jesus our great, high priest because He is the one who brought His own life as the perfect payment for our sins. He made the way for us to become God's people. I'm so glad Jesus never disobeyed God! That was the only way He could be our Savior!

**Some Questions for You**

1. What does it mean to be tempted? *To think about doing something that God says is wrong.*
2. Who was tempted in every way we were, but who did not ever sin? *Jesus.*
3. Who is our great high priest-- the one who goes before God to make the way for us to be saved? *Jesus.*
4. What great and wondrous work can God do in us? *He can help us to turn away from our sins and trust in Jesus as our Savior. He can make us His people!*

**Let's Pray!**

- A** Jesus, we praise You for being our Savior. You came to bring us to God. We praise You for always saying 'no' to sin. You are the perfect One who never, ever sinned!
- C** Jesus, You never disobeyed God, Your Father, but we are not like You. We have all chosen to disobey God and His good ways. Oh, how we need You to be our Savior!
- T** Thank You, Jesus, for living a perfect life. Thank You for offering it up as the full payment for the sins of all who turn from their sins and trust in You as their Savior.
- S** Jesus, help us each to turn away from our sins and trust in You as our very own Savior. Help us to say 'no' to disobeying God. Help us to love You and live for You more and more. In Jesus' name, we pray, Amen.

**Let's Sing Our Bible Verse!**

**Jesus Has Been Tempted: Hebrews 4:15**


*from Deep Down Detectives ESV Songs 9, track 23*

Jesus has been tempted in every respect,  
Jesus has been tempted in every respect,  
As we are, as we are,  
Yet Jesus was without sin.  
Hebrews Chapter Four, fifteen.


Go to the Deep Down Detectives Parent Resources for Unit 9 to get the Bible story and many more resources and songs for this unit at [praisefactory.org](http://praisefactory.org)

DDD BQ 9 BT2 L2 Coloring Sheet/Take Home pg2

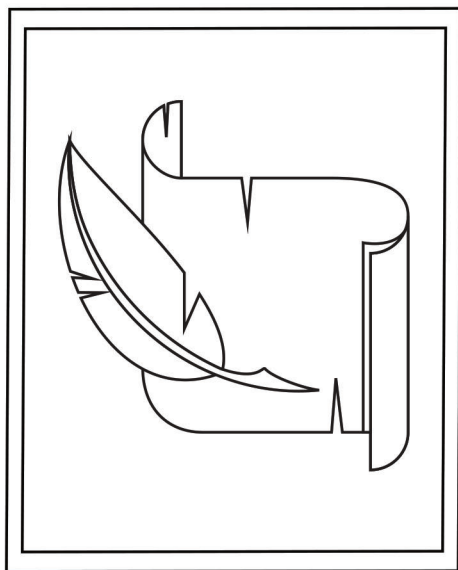
Which four of these clues belong in our story? Which two do not? Put an X in the boxes of the four that belong.


☐

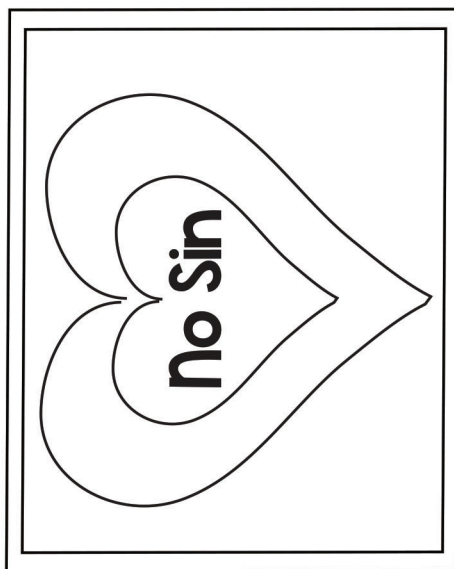
A Broom


☐


An Enemy


☐

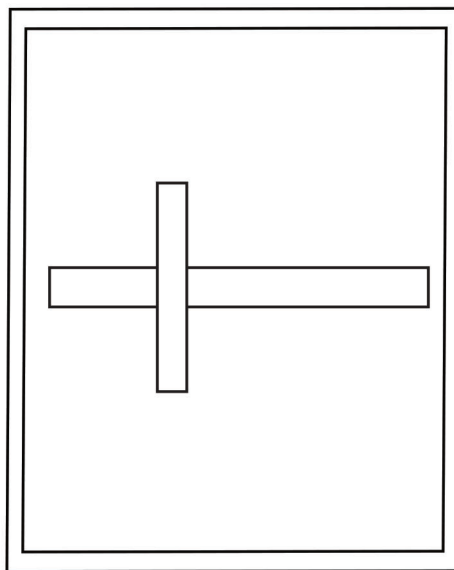
A Letter


☐

No Sin in the Heart


☐


A Duck


☐

Cross

Answers: a broom; an enemy; a letter; a heart without sin; a duck; and a cross.

## Deep Down Detective Devotion: Unit 9, Bible Truth 2, Lesson 3



### Big Question 9: What Did Jesus Come to Do?

**Answer:** Jesus Came to Bring Us to God... He Never, Ever Disobeyed God!

### Bible Truth 2 Meaning

Jesus never, ever sinned. He always obeyed God, His Father. But even though Jesus always never disobeyed God, there were many times when He was tempted to. The Bible tells us that Jesus was tempted in every way just like us; but unlike us, Jesus never gave in and sinned. In everything He thought and said and did, Jesus always kept on obeying God. And He did this His whole life! Wow! Jesus was absolutely perfect! Perhaps Jesus' greatest temptation came the night before He died on the cross. Jesus knew that it would hurt so badly to suffer for the sins of God's people. But Jesus loved God, His Father, and us so much! He would NOT turn away from His Father's good plan. He would suffer and die in the place of God's people so they could be forgiven. And it is so very good for us that Jesus did not sin and that He did choose to die for us. Only if He lived a perfect life could He give it up on the cross as the full payment for the sins of God's people. He was the only hope for our sins to be forgiven by God. He was the only way we could become God's people. You can be one of God's people, too, if you turn away from your sins and trust in Jesus as your Savior.

### How do I know this is true? The Bible tells me so!

"For we do not have a high priest who is unable to sympathize with our weaknesses, but one who in every respect has been tempted as we are, yet without sin." --- Hebrews 4:15, ESV

### Some Questions for You

1. Every baby is special, but what made Jesus so special that even the angels in heaven sang when he was born? *Jesus was God's Son, sent to save God's people from their sins.*
2. What very hard thing would Jesus have to do to save God's people? *He would have to never, ever disobey God.*
3. What kinds of things would Jesus have had to do as a little boy to never, ever disobey God? *Love God most of all. Love others as the Bible tells us to. Always honor and obey your parents. Always forgive others. Always be kind, etc.*
4. What kinds of things did Jesus do as a grown man to never, ever disobey God? *Always forgave people who treated Him meanly. He kept on loving people and being kind to them (instead of grumpy) when He was very tired. He even had to say no to Satan who offered Jesus all the best things in the world, if He would worship him instead of God.*
5. How do we know that Jesus never, ever disobeyed God? *Because God accepted His life as good enough to pay for the sins of God's people. He raised Jesus' to life on the third day. God would not have done that if Jesus had disobeyed Him even once.*
6. How can we become one of God's people? *By turning away from our sins and trusting in Jesus as our Savior.*

### Let's Pray!

- A** Jesus, we praise You for being our Savior. You came to bring us to God. We praise You for always saying 'no' to sin. You are the perfect One who never, ever sinned!
- C** Jesus, You never disobeyed God, Your Father, but we are not like You. We have all chosen to disobey God and His good ways. Oh, how we need You to be our Savior!
- T** Thank You, Jesus, for living a perfect life. Thank You for offering it up as the full payment for the sins of all who turn from their sins and trust in You as their Savior.
- S** Jesus, help us each to turn away from our sins and trust in You as our very own Savior. Help us to say 'no' to disobeying God. Help us to love You and live for You more and more. In Jesus' name, we pray, Amen.

### Let's Praise God Right Now!

#### Big Q & A 9 Hymn: To God Be the Glory

from Deep Down Detectives ESV Songs 9, track 18

##### Verse 1

To God be the glory, great things He hath done;  
So loved He the world that He gave us His Son.  
Who yielded His life, an atonement for sin,  
And opened the lifegate that all may go in.

##### Refrain

Praise the Lord, praise the Lord, Let the earth hear His voice.  
Praise the Lord, praise the Lord, Let the people rejoice.  
O, come to the Father through Jesus the Son,  
And give Him the glory, great things He hath done.


DDD BQ9 BT2 L3 Coloring Sheet/Take Home pg2

#### Big Question 9 Praise Song: Blessed Be the Name

from Deep Down Detectives ESV Songs 9, track 19

Blessed be the name, Blessed be the name,  
Blessed be the name of the Lord;  
Blessed be the name, Blessed be the name,  
Blessed be the name of the Lord.

Go to the Deep Down Detectives Parent Resources for Unit 9 to get the Bible story and many more resources and songs for this unit at [praisefactory.org](http://praisefactory.org)

**Deep Down Devotions: Unit 9, Bible Truth 2 Story Concepts****P.1****The Case of the Man Who Never Said "No"***The Gospels; Hebrews 4*

Dear Parents,

**Big Question #9** is: "What Did Jesus Come to Do?" Your child is learning that "Jesus Came to Bring Us to God... He Never, Ever Disobeyed God."

Here's a copy of the Bible story they are learning along with the "Listening Assignment" for each lesson. These assignments provide a different teaching emphasis for each lesson, helping the children dig deeper into each Bible truth. They match up with your child's take home for each lesson. We hope that these resources help your family to dig down deeper into the truths of God's Word!" Happy digging!

•many more resources for this Big Question came be found online at [www.praisefactory.org](http://www.praisefactory.org)•

**Listening Assignments**

"Hey, Kids! Detective Dan, here. Listen carefully to the story and help me answer these questions:

**Detective Dan's Lesson #1 Listening Assignment:**

I need to know:

- 1. Who was the Man? To whom did He never say "no"?**
- 2. Why was it so important that He never said "no"?**

**Detective Dan's Lesson #2 Listening Assignment:**

Our Bible Verse is Hebrews 4:15, ESV:

**"For we do not have a high priest who is unable to sympathize with our weaknesses, but one who in every respect has been tempted as we are, yet without sin."**

I need to know:

- 1. Who was tempted in every way as we are but never sinned?**
- 2. What could He do for us because He never sinned?**

**Detective Dan's Lesson #3 Listening Assignment:**I found six clues, but two of them are **NOT** in the story.

They are: a broom; an enemy; a letter; a heart without sin; a duck; and a cross.

*Hold each of them up for the children to see as you identify them.*

I need to know:

- 1. Which four belong in the story and which two don't?**
- 2. Who never had to confess any sins to God and ask for His forgiveness?**

**Read the assignment questions, THEN SAY,**

"Ok, Deep Down Detectives! Put on your best listening ears and see if you can hear the answers to Detective Dan's questions. When I finish telling the story, we will see if we can answer all the questions."

*Read the Bible Truth story, answer questions, present the gospel and lead in prayer.*

*Answers to questions; the gospel; and, ACTS prayer are included with the story text.*

**Bible Story for Big Question 9, Bible Truth 2** use with all THREE lessons**P.2****The Case of the Man Who Never Said “No”** *The Gospels; Hebrews 4**Story with lines separating paragraphs (text in bold, optional interaction cues in italics)***Long ago in Bethlehem, baby Jesus was born.****Every baby is special, but there was something that made Jesus the most special baby of all. A whole host of angels came to tell about Jesus’ specialness that night He was born.****They lit up the sky with God’s bright, shiny glory as they sang out their good news.***Let’s praise God for Jesus right now! “Praise God! Thank you for Jesus!”***What was it that made Jesus so special that the angels would sing about it?***Can you guess?***This baby was God’s Son. He was Christ, the Lord! He was coming to save God’s people from their sins, just as God promised them He would.****Jesus had a very, very hard job ahead of Him. Jesus would have to do something no human had ever done, if He were to save God’s people.***Do you have any idea what it was that Jesus would have to do?***Jesus would have to never, ever disobey God. He would have to keep all of God’s laws ALWAYS! For you see, only if Jesus was perfectly good could God accept His life to pay for the sins of God’s people. Nothing less than perfect would do.****Can you imagine what it would be like for Jesus to NEVER disobey God? It would mean ALWAYS loving God most of all. It would mean ALWAYS loving others as the Bible tells us to.****In everything He said, and did, and even thought in His heart, Jesus would have to never, ever do anything wrong. NEVER!****What would Jesus have been like as a little boy who never, ever disobeyed God? First of all, Jesus would have loved spending time praying to God, His Father, and learning the Bible.****If His mother, Mary, asked Him to help her sweep the floor, Jesus would have obeyed her RIGHT AWAY, ALWAYS! If Joseph asked Jesus to share His favorite toy with another child, Jesus have always shared cheerfully.****And what would Jesus do if someone did something mean to Him?***What do you think He would do?***He would NOT do something mean to get back at them. He would have forgiven them, instead!**

**Bible Story for Big Question 9, Bible Truth 2** use with all THREE lessons**P.3***Story with lines separating paragraphs (text in bold, optional interaction cues in italics)*

**Jesus would have done these things and a lot more when He was a little boy. Day after day, Jesus would have always obeyed God. He would have always done what was right.**

**Was it easy for Jesus to always obey God and do what was right when He was a little boy?**

*What do you think?*

**No, it was not! The Bible tells us that even though Jesus was the perfect Son of God, He was tempted to disobey God in every way, just as we are. But while we give in to disobeying God, (SB9) Jesus never did, not even once! This is what He needed to do if He was to complete His Father's plan and be our Savior.**

**Jesus didn't stay a little boy. He grew up, up, up to be a man. It was time to tell others about God's plans. It was time to show them that He was God's Son, the Savior. And soon, it would be time to suffer and die for God's people. Jesus would have to do all this, and still, never, ever disobey God. He would have to obey all of God's laws perfectly. He would have to always love God most of all, and always love others, too. Jesus, the perfect, little boy, now had to be Jesus, the perfect grown-up man! Could He do it?**

**God's great enemy, Satan, hoped that Jesus could not. Satan wanted to ruin all of God's plans. He wanted Jesus to fail. He didn't want us to have a Savior. Out in the wilderness, Satan came to Jesus with tempting offers. "Worship me instead of God, and I will give You the world and all of its riches. You will be king," Satan promised. "Everyone will worship You, if You bow down and worship me."**

**ALL the best things in the world? Everyone worship Him? Ooh, how tempting that sounded! All Jesus had to do was to bow down to Satan. Ooh, how easy that sounded! Would Jesus give in to Satan?**

*What do you think?*

**No, Jesus would NOT! "Go away from Me, Satan! I'm only going to worship God, My Father!" Jesus told him. Jesus would be the perfect Savior! He would keep to God's good plan!**

**Satan wasn't the only one who tempted Jesus to sin and disobey God. Sometimes people said hateful lies about Jesus. "You aren't God's Son! You are just like Satan, God's enemy! You do bad things and You should die," they told Him. How easy it would have been for Jesus to break God's plan and prove them wrong! How easy it would have been to hate them back! But, did He?**

*What do you think?*

**No, Jesus did not! He just kept on loving them. He taught them truths from God's Word, so they might turn away from their sins and trust in Him as their Savior. Why did Jesus do this? Because Jesus wanted to please God, and He wanted to be the perfect Savior for God's people.**

**Sometimes, Jesus was so tired from caring for the crowds of people. They came day after day after day to be healed and to hear from God's Word. "Heal us, Jesus! Teach us, Jesus!" they pleaded with Him.**

**Jesus loved healing them and teaching them, but it was a lot of work. It would have been easy to get grumpy with them and tell them to go away. But, did He?**

*What do you think?*

**No, Jesus never made a grumpy face or had a grumpy heart! He kept on loving and caring for the people. Jesus wanted to please God, and He wanted to be the perfect Savior for God's people.**



**Bible Story for Big Question 9, Bible Truth 2** use with all THREE lessons**P.4***Story with lines separating paragraphs (text in bold, optional interaction cues in italics)*

Sometimes, people wanted to make Jesus their king. How nice that must have sounded! Jesus could have a big palace and lots of people to serve Him. That would be much easier than suffering and dying on the cross, as God planned.

But Jesus said, "No." He kept to God's plan. Jesus wanted to please God most of all. He wanted to be the perfect Savior for God's people. Life in a fancy palace wouldn't save God's people. Only by suffering and dying on the cross could Jesus do that.

Even on the last day of His life, Jesus was tempted to disobey God, His Father.

On the way to the cross, His enemies hit Him, spit on Him, and called Him bad names.

As Jesus hung on the cross, suffering for the sins of God's people, they made fun of Him. "You say you are God's Son. Let Him save you! Come down from the cross, if that is who you really are!" they shouted at Him.

Could Jesus have come down from the cross?

*What do you think?*

Yes, He could have. The Bible tells us that thousands of angels would have come to help Him, if He had asked them to.

But Jesus did NOT ask the angels to help Him. He did NOT come down from the cross. Jesus stayed there and suffered and died. He loved His Father and He loved God's people. This was the way they could be saved from their sins. So, even there, on the cross, Jesus never, ever disobeyed God or His good plan.

Every day of His life, from the day He was born to the day He died, Jesus never, ever disobeyed God or His laws. In everything He thought, and said, and He did, Jesus always loved God most of all, and He always loved others as the Bible tells us to. Jesus lived a PERFECT LIFE!

And so, when Jesus suffered and died on the cross for the sins of God's people, His PERFECT life could pay for the sins of God's people. He was the PERFECT sacrifice, the PERFECT payment needed for their sins. "It is finished," Jesus said, as He died on the cross.

What was finished? God's plan to save His people through Jesus! And that's why on the third day, Jesus rose from the dead! He had beaten sin and death for God's people, once and for all.

Praise God for Jesus! Our perfect Savior who never, ever disobeyed God.



**Bible Story for Big Question 9, Bible Truth 2**

use with all THREE lessons

**P.5****Cracking the Case:** (story wrap-up for Listening Assignments)

It's time to see how we did with our Listening Assignment.

**Detective Dan's Lesson #1 Listening Assignment:**

I need to know:

**1. Who was the Man? To whom did He never say "no"?** Jesus was the man. He never said "no" to God, His Father. Jesus always obeyed Him and His good laws.

**2. Why was it so important that He never said "no"?** Only by perfectly obeying God and His good laws could Jesus be the perfect Savior to save God's people from their sins.

**For You and Me:**

Just like those people who lived in Jesus' day, we need a Savior to save us from our sins. Jesus came to be that Savior. He will be our Savior, if we turn away from our sins and trust in Him. Ask God to help you. He loves to do this!

**Detective Dan's Lesson #2 Listening Assignment:****Our Bible Verse is Hebrews 4:15, ESV:**

"For we do not have a high priest who is unable to sympathize with our weaknesses, but one who in every respect has been tempted as we are, yet without sin."

I need to know:

**1. Who was tempted in every way as we are but never sinned?** Jesus.

**2. What could He do for us because He never sinned?** He could be our perfect Savior and save us from our sins.

**For You and Me:**

Just like those people who lived in Jesus' day, we need a Savior to save us from our sins. Jesus came to be that Savior. He will be our Savior, if we turn away from our sins and trust in Him. Ask God to help you. He loves to do this!

**Detective Dan's Lesson #3 Listening Assignment:**

I found six clues, but two of them are **NOT** in the story. They were: a broom; an enemy; a letter; a heart without sin; a duck; and a cross.

*Hold each of them up for the children to see as you identify them.*

I need to know:

**1. Which four belong in the story and which two don't?** The broom, the enemy, the heart without sin, and the cross belong. The letter and the duck do not.

**2. Who never had to confess any sins to God and ask for His forgiveness?** Jesus.

**For You and Me:**

Jesus never, ever disobeyed God! As a little boy; as a grown man. No matter how terribly others treated Him. No matter how tempting it would have been to do something else. Jesus never, ever disobeyed. He did this all out of love for God and love for us...that we might turn from our sins and trust in Him as our Savior. Ask God to help you do this. He loves to answer this prayer!

**The Gospel** (story wrap-up if NOT using Listening Assignments)**Our Bible Truth is:****What Did Jesus Come to Do?****Jesus Came to Bring Us to God...****He Never, Ever Disobeyed God!**

We are not like Jesus, are we? We all have chosen to disobey God and His good ways. That is why we all deserve His punishment for our sins!

God would have been perfectly fair to give us all His punishment. But, He is so full of mercy and love that He chose to save His people!

He sent Jesus to live the perfectly obedient life that none of us have lived. Then, Jesus offered up His perfect life to fully pay for the sins of God's people. On the third day, Jesus rose from the dead in victory.

Now, all who turn away from their sins and trust in Jesus as their Savior can be forgiven and become God's people. We can become God's people, too, when we turn away from our sins and trust in Jesus as our own Savior. Isn't that good news!

*Close in prayer.*

**Closing ACTS Prayer**

- A** Jesus, we praise You for being our Savior. You came to bring us to God. We praise You for always saying 'no' to sin. You are the perfect One who never, ever sinned!
- C** Jesus, You never disobeyed God, Your Father, but we are not like You. We have all chosen to disobey God and His good ways. Oh, how we need You to be our Savior!
- T** Thank You, Jesus, for living a perfect life. Thank You for offering it up as the full payment for the sins of all who turn from their sins and trust in You as their Savior.
- S** Jesus, help us each to turn away from our sins and trust in You as our very own Savior. Help us to say 'no' to disobeying God. Help us to love You and live for You more and more. In Jesus' name, we pray, Amen.

**Deep Down Detectives Devotions: Big Question 9, Bible Truth 2 Key Concepts** **p.7****Unit 9: Jesus, Immanuel, God with Us**

**Unit Big Question (and Answer):** What Did Jesus Come to Do? Jesus Came to Bring Us to God!

**Unit Bible Verse:** "Christ suffered once for sins, the righteous for the unrighteous, that He might bring us to God." 1 Peter 3:18, ESV

**Bible Truth 2 Concept: Jesus Came to Bring Us to God... He Never, Ever Disobeyed God**

Jesus never, ever sinned. He always obeyed God, His Father. But even though Jesus always never disobeyed God, there were many times when He was tempted to. The Bible tells us that Jesus was tempted in every way just like us; but unlike us, Jesus never gave in and sinned. In everything He thought and said and did, Jesus always kept on obeying God. And He did this His whole life! Wow! Jesus was absolutely perfect!

Perhaps Jesus' greatest temptation came the night before He died on the cross. Jesus knew that it would hurt so badly to suffer for the sins of God's people. But Jesus loved God, His Father, and us so much! He would NOT turn away from His Father's good plan. He would suffer and die in the place of God's people so they could be forgiven.

And it is so very good for us that Jesus did not sin and that He did choose to die for us. Only if He lived a perfect life could He give it up on the cross as the full payment for the sins of God's people. He was the only hope for our sins to be forgiven by God. He was the only way we could become God's people. You can be one of God's people, too, if you turn away from your sins and trust in Jesus as your Savior.

**Bible Truth 2 Bible Verse: Hebrews 4:15**

"For we do not have a high priest who is unable to sympathize with our weaknesses, but one who in every respect has been tempted as we are, yet without sin."

**Bible Truth 2 ACTS Prayer**

- A** Jesus, we praise You for being our Savior. You came to bring us to God. We praise You for always saying 'no' to sin. You are the perfect One who never, ever sinned!
- C** Jesus, You never disobeyed God, Your Father, but we are not like You. We have all chosen to disobey God and His good ways. Oh, how we need You to be our Savior!
- T** Thank You, Jesus, for living a perfect life. Thank You for offering it up as the full payment for the sins of all who turn from their sins and trust in You as their Savior.
- S** Jesus, help us each to turn away from our sins and trust in You as our very own Savior. Help us to say 'no' to disobeying God. Help us to love You and live for You more and more.  
In Jesus' name, we pray, Amen.

**Bible Truth 2 Story**

**The Case of the Man Who Never Said "No"** *The Gospels; Hebrews 4*

**Songs Used in Bible Truth 2**

Big Q & A 9 Song

Big Question 9 Song: What Did Jesus Come to Do?

Big Question 9 Bible Verse Song: Christ Once Suffered for Sins 1 Peter 3:18, ESV

*Extra Big Question 9 Bible Verse Song: For Christ Suffered Once for Sin*

*Extra Big Question 9 Bible Verse Song: For God So Loved the World John 3:16, ESV*

Big Question 9 Hymn: To God Be the Glory, v.1

Big Question 9 Praise Song: Blessed Be the Name

Bible Truth 2 Bible Verse: Jesus Has Been Tempted Hebrews 4:15, ESV

Bible Truth 2 Extra Bible Verse: We Have a Great High Priest: Hebrews 4:14-15, NIV 1984

## Big Question 9, Bible Truth 2 Overview: Key Concepts

p.8

### Songs Used in Bible Truth 2

Big Q & A 9 Song

Big Question 9 Song: What Did Jesus Come to Do?

Big Question 9 Bible Verse Song: Christ Once Suffered for Sins 1 Peter 3:18, ESV

*Extra Big Question 9 Bible Verse Song: For Christ Suffered Once for Sin*

*Extra Big Question 9 Bible Verse Song: For God So Loved the World John 3:16, ESV*

Big Question 9 Hymn: To God Be the Glory, v.1

Big Question 9 Praise Song: Blessed Be the Name

Bible Truth 2 Bible Verse: Jesus Has Been Tempted Hebrews 4:15, ESV

Bible Truth 2 Extra Bible Verse: We Have a Great High Priest: Hebrews 4:14-15, NIV 1984

listen to or download songs for free at <https://praisefactory.org>: Deep Down Detectives Music page

## **Go and Tell Bible Truth Concept Craft**

---

### **Jesus Is Our Perfect Savior**

#### **Craft Description**

The children will decorate a card reminding them that Jesus never disobeyed God.

#### **Materials**

White paper or cardstock

Markers or crayons

Hair-colored yarn, jiggly eyes

Glue

#### **Preparations**

1. Print out the two pages as a double-sided card.
2. Cut yarn into little hair-length strands.
3. Set out markers/crayons, glue, jiggly eyes and strands of yarn.

#### **Introducing the Craft:**

"Our Big Question is: 'What Did Jesus Come to Do?' We've learned that 'Jesus Came to Bring Us to God... He Never, Ever Disobeyed God.' That's what our pictures are about today! They remind us that Jesus never disobeyed God so that He could be our perfect Savior. That's something very good to know, but many people don't know that. So do you know what God wants us to do? He wants us to go and tell others this very important news. So today we are going to make something we can go and tell them, too. Here's what it looks like..." (Hold up example of craft)

#### **Directions**

1. Show children your finished craft, reading the words to them.
2. Have the children color in the picture on the inside of the card.
3. On the outside of the card, have the children glue in place the hair and jiggly eyes. Use the markers to add a nose and a frowny, sad mouth.
4. Make sure to write each child's name on their craft.
5. If you have time, you can practice saying the words on the card.

#### **Discussion**

This is an especially good time to re-read the key concepts and discuss them. See the Deep Down Discussion Sheet for possible questions to talk about.

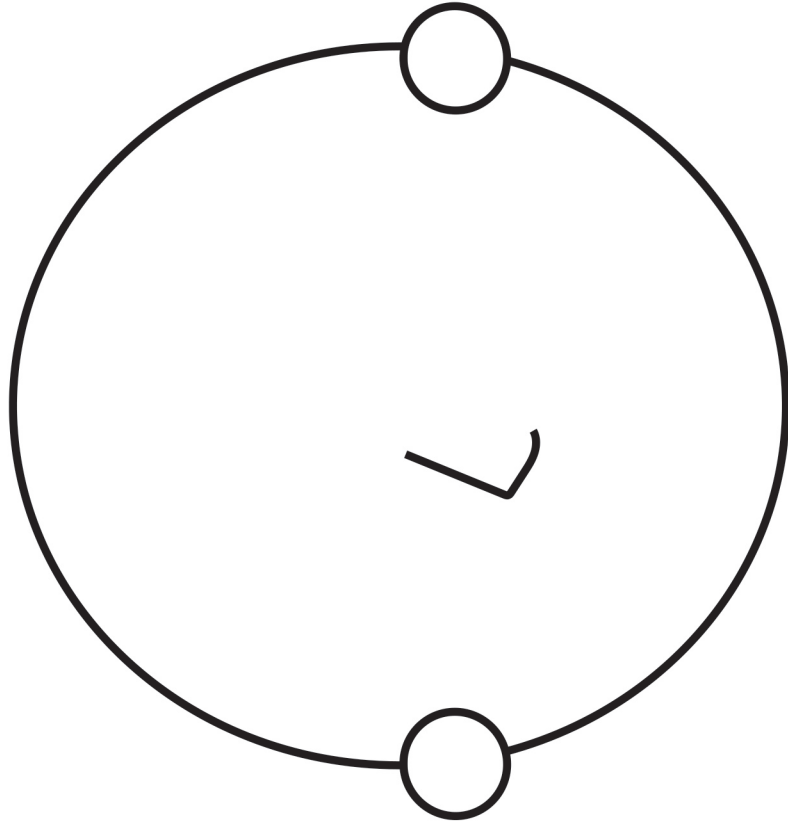
#### **Craft Wrap-Up:**

At the end of our time together today, you get to take home your Go and Tell crafts. And what are you going to do with them? Show and tell someone the important news you've learned today. Hold up the cards and say the words together.




**You and me, we disobey God,**

**“For we do not have  
a high priest who is  
unable to sympathize with  
our weaknesses,  
but one who  
in every respect  
has been tempted as we are,  
yet without sin.”  
Hebrews 4:15, ESV**





**I'm very sad to say, but...**





**Turn away from your sins and trust in Him today!**



What Did Jesus Come to Do? Jesus Came to Bring Us to God... He Never, Ever Disobeyed God! How amazing! As a boy, as a man, every day Jesus lived, He always loved God and others. He always kept all of God's good laws. He was tempted to sin, but He never, ever did. He would be our perfect Savior! We are not like Jesus, are we? We all have chosen to disobey God and His good ways. That is why we all deserve His punishment for our sins! God would have been perfectly fair to give us all His punishment. But, He is so full of mercy and love that He chose to save His people! He sent Jesus to live the perfectly obedient life that none of us have lived. Then, Jesus offered up His perfect life to fully pay for the sins of all who would ever turn away from their sins and trust in Him as their Savior. We, too, can be God's people when we turn away from our sins and trust in Jesus as our own Savior. Isn't that good news!

## The Case of the Man Who Didn't Say "No" Jigsaw Puzzle Page *The Gospels; Hebrews 4*

*Make copies of picture and cut out into an appropriate number of pieces for your children.*

*Or, you can print out color versions of this puzzle by downloading it from [praisefactory.org](http://praisefactory.org).*


What Did Jesus Come to Do? Jesus Came to Bring Us to God... He Never, Ever Disobeyed God! How amazing! As a boy, as a man, every day Jesus lived, He always loved God and others. He always kept all of God's good laws. He was tempted to sin, but He never, ever did. He would be our perfect Savior!

We are not like Jesus, are we? We all have chosen to disobey God and His good ways. That is why we all deserve His punishment for our sins! God would have been perfectly fair to give us all His punishment. But, He is so full of mercy and love that He chose to save His people! He sent Jesus to live the perfectly obedient life that none of us have lived. Then, Jesus offered up His perfect life to fully pay for the sins of all who would ever turn away from their sins and trust in Him as their Savior. We, too, can be God's people when we turn away from our sins and trust in Jesus as our own Savior. Isn't that good news!





**CAN YOU GUESS BIBLE TRUTH 3:**  
**Can Anybody Tell Me**  
**What the LORD Is Like?**  
**Jesus Came to Bring Us to God...**



**He Taught about ----- and Did Amazing Things!**

**HINT: "Who is the only One we should worship? His name starts with a "G" and it rhymes with "odd."**

## Deep Down Detective Devotion: Unit 9, Bible Truth 3, Lesson 1



### Big Question 9 : How Can I Know What God Is Like?

**Answer:** Jesus Came to Bring Us to God... He Taught about God and Did Amazing Things!

### Bible Truth 3 Meaning

Before Jesus died on the cross, He taught about God for three years. Jesus taught from the Bible. He told the people what God is like. He taught them that He was God's Son who had come to save them from their sins. He taught them how they could become God's people and how God's people should live. The people who listened to Jesus teach were amazed. They had never heard someone tell them so much about God. Jesus talked as if He knew God, and, of course, He did. Jesus wasn't just a man like them, He was the Son of God, Himself. Jesus didn't just teach about God. He also did many amazing things by God's power—miracles! Things so amazing that only God could do. He fed thousands of people with just a little bit of food. He stilled the wind and waves of a raging storm with just His word. He healed sick people and even brought dead people to life by God's power. And what did God use Jesus' teaching and these miracles to do? To show the people that Jesus really was His Son, the Messiah, the Savior, who had come to save them. And that's exactly what many people did! They turned away from their sins and trusted in Jesus, as God's Son, their Savior.

### How do I know this is true? The Bible tells me so!

"[Jesus] went... teaching...and proclaiming the gospel of the kingdom and healing every disease and every affliction among the people." --Matthew 4:23, ESV

### Some Questions for You

1. What did Jesus teach people when He grew up? *What God is like and how to obey Him. What He (Jesus) came to do and how we can become God's people.*
2. Who did Jesus tell people He was? *God's Son, come to save them from their sins.*
3. Had people ever heard anyone talk about God the way Jesus did? *No.*
4. Why did Jesus talk about God in such a special way? *Because Jesus is God.*
5. What kinds of amazing things did Jesus do? *He healed sick people with just His word; feed lots of people with a little bit of food; calmed a big storm with His word; brought dead people back to life.*
6. What is a miracle? *Things only God can do.*
7. Why did Jesus do miracles? *To help people believe that He was God's Son sent to save them.*
8. Did people believe in Jesus? *Yes, many of them did.*

### Let's Pray!

- A** Jesus, we praise You for being our Savior. You came to bring us to God. We praise You for all the wonderful things You taught us about God and all the amazing things You did, by God's great power. No one is like You!
- C** Jesus, when we read in the Bible what You taught, we see that we are all sinners who have disobeyed God. Oh, how we need You to be our Savior!
- T** Thank You, Jesus, for showing us what God is like in all that You taught and all the amazing things You did. Thank You for dying on the cross to save all who trust in You as their Savior.
- S** Jesus, work in our hearts. Help us to turn away from our sins. Help us to trust in You as our Savior. Help us to love You more and live for You more, as we read in the Bible what You taught and all the amazing things You did. In Jesus' name, we pray, Amen.

### Let's Sing about What We're Learning!

#### Big Q & A 9 Song from Deep Down Detectives ESV Songs 9, track 12 (sung to the tune of "This Old Man")

What did Jesus come to do?  
What did Jesus come to do?  
Jesus came to bring us to God.  
That's what Jesus came to do!

#### Big Question 9 Action Rhyme Song from Deep Down Detectives ESV Songs 9, track 13

##### Refrain

What did Jesus come to do?  
Jesus came to bring us to God.  
What did Jesus come to do?  
Jesus came to bring us to God.

##### Verse 1

In the beginning, people enjoyed  
Perfect fellowship with God.  
But they disobeyed,  
their fellowship lost.  
Would things always  
stay this way? *Refrain*


##### Verse 2

At just the right time,  
God sent His Son  
to pay for His people's sins,  
He offered His life, the perfect sacrifice,  
Gave them fellowship  
with God again. *Refrain*

##### Verse 3

On the third day,  
Jesus rose from the grave,  
Then He went back home to heav'n.  
Now all who repent  
and believe in Him,  
Can know God forever. *Refrain*

Go to the Deep Down Detectives Parent Resources for Unit 9 to get the Bible story and many more resources and songs for this unit at [praisefactory.org](http://praisefactory.org)



“[Jesus] went... teaching...and proclaiming the gospel of the kingdom and healing every disease and every affliction among the people.” Matthew 4:24, ESV

## Deep Down Detective Devotion: Unit 9, Bible Truth 3, Lesson 2



**Big Question 9 :** How Can I Know What God Is Like?

**Answer:** Jesus Came to Bring Us to God... He Taught about God and Did Amazing Things!

**How do I know this is true? The Bible tells me so!**

"[Jesus] went... teaching...and proclaiming the gospel of the kingdom and healing every disease and every affliction among the people." --Matthew 4:23, ESV

**Learn a Little:** "Jesus went teaching and healing among the people."

### Meaning

Jesus taught the people the good news of the kingdom of God. Do you know what that is? That anyone who turns away from their sins and trusts Jesus as their Savior will be forgiven and saved. They will get to love God and enjoy Him forever! And Jesus healed all sorts of sicknesses. Not the way doctors do, with medicines! No, Jesus is God. He could tell sickness to leave and it would. Just like that! Many people watched what Jesus said and did, and they believed in Him. That's the best news of all!

### Some Questions for You

1. What did Jesus do? *He taught people about God and He did amazing things.*
2. What is the gospel that Jesus taught? *That we can become God's people by turning away from our sins and trusting in Him as our Savior.*
3. What kinds of diseases did Jesus heal? *Every kind.*
4. Did Jesus use medicine to heal people? *No, He didn't He healed them by God's power alone.*
5. What did Jesus want people to do as they listened to Him teach and watched Him do amazing things? *He wanted them to put their faith in Him as their Savior that they might be saved.*

### Let's Pray!

- A** Jesus, we praise You for being our Savior. You came to bring us to God. We praise You for all the wonderful things You taught us about God and all the amazing things You did, by God's great power. No one is like You!
- C** Jesus, when we read in the Bible what You taught, we see that we are all sinners who have disobeyed God. Oh, how we need You to be our Savior!
- T** Thank You, Jesus, for showing us what God is like in all that You taught and all the amazing things You did. Thank You for dying on the cross to save all who trust in You as their Savior.
- S** Jesus, work in our hearts. Help us to turn away from our sins. Help us to trust in You as our Savior. Help us to love You more and live for You more, as we read in the Bible what You taught and all the amazing things You did. In Jesus' name, we pray, Amen.

### Let's Sing Our Bible Verse!

**Jesus Went Proclaimin' Matthew 4:23** \_from Deep Down Detectives ESV Songs 9 , track 25

Jesus went proclaimin' the gospel of the kingdom,  
 Jesus went proclaimin' the gospel of the kingdom,  
 Jesus went proclaimin' the gospel of the kingdom,  
 Among the people.


And what else did Jesus do?

Jesus went a-healin' every disease and every affliction,  
 Jesus went a-healin' every disease and every affliction,  
 Jesus went a-healin' every disease and every affliction,  
 Among the people.  
 Matthew Four, twenty-three.


Go to the Deep Down Detectives Parent Resources for Unit 9 to get the Bible story and many more resources and songs for this unit at [praisefactory.org](http://praisefactory.org)




Which four of these clues belong in our story? Which two do not? Put an X in the boxes of the four that belong.


☐

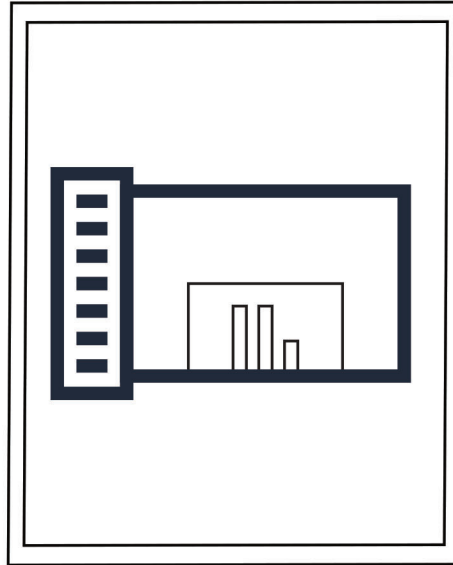
A Man Named Peter


☐

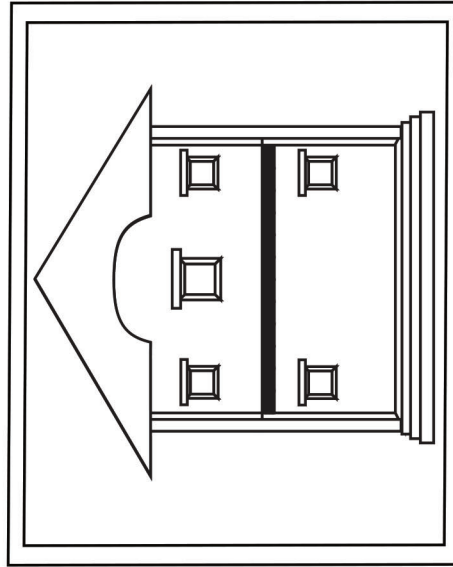
A Bumblebee


☐


A Sick Woman


☐

Medicine


☐

A Worship Place


☐

God's Word, the Bible

Answer: Peter, the sick woman, the worship place and the Bible belong. The bumblebee and the medicine do not.

## Deep Down Detective Devotion: Unit 9, Bible Truth 3, Lesson 3



### Big Question 9 : How Can I Know What God Is Like?

**Answer:** Jesus Came to Bring Us to God... He Taught about God and Did Amazing Things!

### Bible Truth 3 Meaning

Before Jesus died on the cross, He taught about God for three years. Jesus taught from the Bible. He told the people what God is like. He taught them that He was God's Son who had come to save them from their sins. He taught them how they could become God's people and how God's people should live. The people who listened to Jesus teach were amazed. They had never heard someone tell them so much about God. Jesus talked as if He knew God, and, of course, He did. Jesus wasn't just a man like them, He was the Son of God, Himself. Jesus didn't just teach about God. He also did many amazing things by God's power—miracles! Things so amazing that only God could do. He fed thousands of people with just a little bit of food. He stilled the wind and waves of a raging storm with just His word. He healed sick people and even brought dead people to life by God's power. And what did God use Jesus' teaching and these miracles to do? To show the people that Jesus really was His Son, the Messiah, the Savior, who had come to save them. And that's exactly what many people did! They turned away from their sins and trusted in Jesus, as God's Son, their Savior.

### How do I know this is true? The Bible tells me so!

"[Jesus] went... teaching...and proclaiming the gospel of the kingdom and healing every disease and every affliction among the people." --Matthew 4:23, ESV

### Some Questions for You

1. Who was the eyewitness in our story who heard Jesus teach and saw Him do so many amazing things? *Peter.*
2. What kinds of things did Jesus do that everyone was talking about? *He talked about God and did amazing things like no other teacher had ever done before.*
3. What did Jesus do in the synagogue (worship place)? *He talked about God in a powerful way. Then, He healed a man with a terrible problem that no one had ever healed before.*
4. What did Jesus do at Peter's house? *He healed Peter's mother, then healed many other people, all through the night.*
5. What were some other things that Peter saw Jesus do? *Turn water into wine; walk on water; shine with God's beautiful, bright glory; raise a man dead three days back to life; rise from the dead, Himself.*
6. What was the most amazing thing of all that Peter saw Jesus do? *Suffer and die on the cross for the sins of God's people; then on the third day, rise up from the dead to live forevermore.*
7. What did God do in Peter's heart as he listened to Jesus talk about God and do amazing things? *He gave Peter faith to believe that Jesus really was God's Son, sent to save God's people.*

### Let's Pray!

- A** Jesus, we praise You for being our Savior. You came to bring us to God. We praise You for all the wonderful things You taught us about God and all the amazing things You did, by God's great power. No one is like You!
- C** Jesus, when we read in the Bible what You taught, we see that we are all sinners who have disobeyed God. Oh, how we need You to be our Savior!
- T** Thank You, Jesus, for showing us what God is like in all that You taught and all the amazing things You did. Thank You for dying on the cross to save all who trust in You as their Savior.
- S** Jesus, work in our hearts. Help us to turn away from our sins. Help us to trust in You as our Savior. Help us to love You more and live for You more, as we read in the Bible what You taught and all the amazing things You did. In Jesus' name, we pray, Amen.

### Let's Praise God Right Now!

#### Big Q & A 9 Hymn: To God Be the Glory

from Deep Down Detectives ESV Songs 9, track 18

##### Verse 1

To God be the glory, great things He hath done;  
So loved He the world that He gave us His Son.  
Who yielded His life, an atonement for sin,  
And opened the lifegate that all may go in.

##### Refrain

Praise the Lord, praise the Lord, Let the earth hear His voice.  
Praise the Lord, praise the Lord, Let the people rejoice.  
O, come to the Father through Jesus the Son,  
And give Him the glory, great things He hath done.

Go to the Deep Down Detectives Parent Resources for Unit 9 to get the Bible story and many more resources and songs for this unit at [praisefactory.org](http://praisefactory.org)

DDD BQ 9 BT 3 L3 Coloring Sheet/Take Home pg2

#### Big Question 9 Praise Song: Blessed Be the Name

from Deep Down Detectives ESV Songs 9, track 19

Blessed be the name, Blessed be the name,  
Blessed be the name of the Lord;  
Blessed be the name, Blessed be the name,  
Blessed be the name of the Lord.

**Deep Down Devotions: Unit 9, Bible Truth 3 Story Concepts****P.1****The Case of the Eyewitness**

*Luke 4:31ff; 5; 9:28-36; 11:23-24; John 2; 6:16-21; 11*

Dear Parents,

**Big Question #9 is:** "What Did Jesus Come to Do?" Your child is learning that "Jesus Came to Bring Us to God... He Taught about God and Did Amazing Things!"

Here's a copy of the Bible story they are learning along with the "Listening Assignment" for each lesson. These assignments provide a different teaching emphasis for each lesson, helping the children dig deeper into each Bible truth. They match up with your child's take home for each lesson. We hope that these resources help your family to dig down deeper into the truths of God's Word!" Happy digging!

•many more resources for this Big Question can be found online at [www.praisefactory.org](http://www.praisefactory.org)•

**Listening Assignments**

**"Hey, Kids! Detective Dan, here. Listen carefully to the story and help me answer these questions:**

**Detective Dan's Lesson #1 Listening Assignment:**

**An eyewitness is someone who knows something is true because he saw it happen.**

I need to know:

- 1. Who was an eyewitness who saw what Jesus did?**
- 2. What did this eyewitness see Jesus do that was most amazing of all?**

**Detective Dan's Lesson #2 Listening Assignment:**

**Our Bible Verse is Matthew 4:23:**

"[Jesus] went... teaching...and proclaiming the gospel of the kingdom and healing every disease and every affliction among the people."

I need to know:

- 1. What did people think as they listened to Jesus teach?**
- 2. What did people think as they watched Jesus heal their sicknesses?**

**Detective Dan's Lesson #3 Listening Assignment:**

I found six clues, but two of them are **NOT** in the story.

They are: a man named Peter; a bumblebee; a sick woman; some medicine; a worship place; and, God's Word, the Bible.

*Hold each of them up for the children to see as you identify them.*

I need to know:

- 1. Which four belong in the story and which two don't?**
- 2. What did many sick people thank Jesus for doing for them?**

**Read the assignment questions, THEN SAY,**

"Ok, Deep Down Detectives! Put on your best listening ears and see if you can hear the answers to Detective Dan's questions. When I finish telling the story, we will see if we can answer all the questions."

*Read the Bible Truth story, answer questions, present the gospel and lead in prayer.*

*Answers to questions; the gospel; and, ACTS prayer are included with the story text.*

**The Case of the Eyewitness***Luke 4:31ff; 5; 9:28-36; 11:23-24; John 2; 6:16-21; 11**Story with lines separating paragraphs (text in bold, optional interaction cues in italics)***"Have you heard about Jesus?" everyone was asking.**

**In the market, as they sold their sheep and bought their fruit and vegetables. In the fields, as they gathered in their wheat. In the boats, as they pulled in their nets full of flopping fish. On the dusty road, as they walked along. In their beds, as they went to sleep. Everywhere people lived and worked and played, they were asking that same question: "Have you heard about Jesus?"**

**And why wouldn't people want to talk about Jesus? He was saying and doing the most amazing things! No one had ever met anyone like Jesus.**

**Perhaps no one knew this better than Peter. One Sabbath worship day, Peter joined the people gathering at the synagogue, the worship place in his town. And who was teaching there that day?**

*Can you guess?***It was Jesus!**

**Peter and the others watched as Jesus took out a scroll of the Bible and read from it, just like the other teachers did. But what would this new teacher say? Would His teachi just like the other teachers?**

**Now, the other teachers taught the people about God's 613 laws written down in the Bible. And, they gave the people lots of extra, little DO's and DON'Ts rules that they thought would help everyone obey God's laws better. They taught "DO's" like: "Do say a special prayer as you wash your hands when you wake up in the morning, or you won't please God." And "DON'T's" like: "Don't use the same spoon to stir milk and cook meat, or you won't please God." And even though NONE of these little rules were in the Bible, those teachers were SURE that obeying them was the way to please God.**

**But, oh, But, oh, how all those extra, little rules weighed down upon the people! Would Jesus teach the people the same extra, little, when He preached from God's Word?**

*What do you think?*

**No, He would not! What Jesus taught from God's Word wasn't ANYTHING like what the other rabbis (teachers) taught. When Jesus preached, He told people what the Bible REALLY meant. He told them what God was like and how God wanted them to live. How powerfully Jesus preached that morning! Peter and the others were amazed at what they heard. This Jesus was not like any other teacher. He was giving them words filled with life. Their hearts leaped with excitement to hear more. What would Jesus say next?**

**Suddenly, right in the middle of Jesus' preaching, a man stood up and started shouting at Jesus as loud as he could: "Go away! What do You want with us, Jesus? Have You come to get rid of us? I know who You are! You are God's Son!" he yelled.**

**The man was right. Jesus WAS God's Son. He had come to save God's people and to break the power of sin and death. But something was terribly wrong here. God's great enemy, Satan, was using this poor man to get in the way of Jesus telling people this good news, not to help anyone put their trust in Him as their Savior.**

**"Go away! Leave this man alone!" Jesus ordered. Instantly, the man was freed. He became happy and calm. Peter and the others were shocked! Jesus had complete power over God's great enemy, Satan, with just His**

**Bible Story for Big Question 9, Bible Truth 3** use with all THREE lessons**P.3***Story with lines separating paragraphs (text in bold, optional interaction cues in italics)*

**But if Peter thought that was the only amazing thing he would see Jesus do that day, he was wrong. After the worship service, Jesus went home with Peter. Peter's mother-in-law was in bed with a hot, hot fever.**

**Usually, she would be up, welcoming Peter and his important guest home, and serving them a delicious, homemade meal. Not this time. She was so sick that she couldn't even get out of bed.**

**But now, Jesus had come. He would help her. "Leave this woman," Jesus said to the fever, and it did. She was healed! She got up from her bed and helped serve the food. How happy and grateful she was for this amazing teacher!**

**News about Jesus spread around town quickly. Neither Peter's family nor the people in the synagogue could keep quiet. "Have you heard about Jesus? Have you heard about Jesus?" they exclaimed. And when the sun set on that Sabbath worship day, crowds of sick people hurried to Peter's house. Blind people, deaf people, people with hurting legs, and many other sicknesses came. They were all there with one hope. Do you know what it was?**

*Can you guess?*

**They all hoped that Jesus would heal them, too. And sure enough, Peter watched as Jesus placed His hands on them, one by one. With God's great power, Jesus healed them all.**

**Wow! What a worship day that had been! Peter had heard Jesus teach about God like no one else he had ever heard. Peter had seen Jesus do so many amazing things by God's great power. What a day, indeed!**

**That worship day was just the beginning. Peter left his home and followed Jesus everywhere He went. Peter became one of Jesus' disciples and one of His closest friends. Peter wanted to hear Jesus tell MORE about God, and see Him do MORE amazing things, by God's great power.**

**And so Peter did, day after day. Peter heard Jesus teach that He was God's Son, come to save sinners. He heard Jesus teach about how God wants His people to live.**

**Peter watched Jesus do more amazing things, by God's power, too. Peter watched Jesus turn water into delicious wine at a wedding. He watched Jesus walk on top of the wavy waters of the Sea of Galilee, one night. Jesus even invited Peter to walk on the water with Him! High up on a mountain, Peter saw Jesus shine with God's beautiful, bright glory. And Peter even saw Jesus raise a man named Lazarus back to life after he had been dead for FOUR DAYS!**

**But it wasn't until the very end of Jesus' life that Peter saw Jesus do the greatest thing He would ever do. Can you guess what that was?**

*Can you guess?*

**Peter watched Jesus suffer and die on a cross for the sins of God's people. Then on the third day, Peter saw Jesus, risen from the dead. Jesus had done it! He had really beaten sin and death for God's people.**

**As Peter heard Jesus teach all these things and watched Him do all these things, God gave Peter faith to believe. Yes! Jesus WAS God's Son, the Savior come down from heaven to save them from their sins! Peter turned away from his sins and trusted in Jesus as his Savior. The Holy Spirit came to live in Peter's heart, helping him love God and tell others the good news of Jesus, too.**

**Peter spent the rest of his life telling others that good news. He praised God as many people heard and trusted in Jesus as their Savior, too.**

**But for Peter, the best day of all was when he died and went to heaven. Then Peter could see for himself how everything Jesus had taught was true! All of Peter's sins HAD been forgiven! God HAD given him eternal life through Jesus. Now Peter would live face-to-face with Jesus, once more. But this time, it would last forever and ever.**



**Cracking the Case:** (story wrap-up for Listening Assignments)

It's time to see how we did with our Listening Assignment.

**Detective Dan's Lesson 1 Listening Assignment:**

An eyewitness is someone who knows something is true because he saw it happen.

**I need to know:**

**1. Who was an eyewitness who saw what Jesus did?** Peter.

**2. What did this eyewitness see Jesus do that was most amazing of all?** Peter saw Jesus die on the cross for the sins of God's people, then rise from the dead, three days later.

**For You and Me:**

Peter turned from his sins and trusted in Jesus as his Savior. He spent the rest of his life loving God and living for Him. That's exactly what God wants us to do, too. Ask Him to help you. He loves to answer prayers like this!

**Detective Dan's Lesson 2 Listening Assignment:****Our Bible Verse is Matthew 4:23:**

"Jesus went... preaching the good news of the kingdom, and healing every disease and sickness among the people."

**I need to find out:**

**1. What did people think as they listened to Jesus teach?** They had never heard anyone speak about God as He did.

**2. What did people think as they watched Jesus heal their sicknesses?** They had never seen anyone do such amazing things by God's power as He did.

**For You and Me:**

Jesus taught amazing things and did amazing things, all by God's power. Why? Because He wanted people to put their trust in Him as their Savior. And that's exactly what Jesus wants us to do, as we hear about Him today. He wants us to turn away from our sins and trust in Him as our Savior. If we do, we will become God's dearly-loved people. We will get to know God now in our hearts. And one day, get to go live with Him forever.

**Detective Dan's Lesson 3 Listening Assignment:**

Our six clues were: a man named Peter; a bumblebee; a sick woman; some medicine; a worship place; and, God's Word, the Bible.

**1. Which four belong in our story?**

Peter, the sick woman, the worship place and the Bible belong. The moose and the medicine do not.

**2. What did many sick people thank Jesus for doing for them?** For healing them of their sicknesses.**For You and Me:**

Many sick people thanked Jesus for healing them by God's power, but Jesus did something far greater for them, by God's power. He suffered and died on the cross that they might be forgiven their sins and have eternal life with God. This is something we can thank Jesus for doing, too, if we turn away from our sins and trust in Him as our Savior. Then, we will be God's dearly-loved people. We will get to know God now in our hearts. And one day, get to go live with Him forever.

**The Gospel** (story wrap-up if NOT using Listening Assignments)**Our Bible Truth is:****How Can I Know What God Is Like?****Jesus Came to Bring Us to God!****He Taught about God and Did Amazing Things!**

Today, we have heard some of the amazing things that Jesus taught and did. Like Simon Peter, God can use these things to help us to believe in Jesus, too. He can help us to turn away from our sins and trust in Jesus as our Savior, too. Then, like Simon Peter, we will be God's people, too. We can know and become one of His people, even today!

*Close in prayer.*

**Closing ACTS Prayer**

- A** Jesus, we praise You for being our Savior. You came to bring us to God. We praise You for all the wonderful things You taught us about God and all the amazing things You did, by God's great power. No one is like You!
- C** Jesus, when we read in the Bible what You taught, we see that we are all sinners who have disobeyed God. Oh, how we need You to be our Savior!
- T** Thank You, Jesus, for showing us what God is like in all that You taught and all the amazing things You did. Thank You for dying on the cross to save all who trust in You as their Savior.
- S** Jesus, work in our hearts. Help us to turn away from our sins. Help us to trust in You as our Savior. Help us to love You more and live for You more, as we read in the Bible what You taught and all the amazing things You did. In Jesus' name, we pray, Amen.

**Big Question 9, Bible Truth 3 Overview: Key Concepts****P.5****Unit 9: Jesus, Immanuel, God with Us****Unit Big Question (and Answer):** What Did Jesus Come to Do? Jesus Came to Bring Us to God!**Unit Bible Verse:** “Christ suffered once for sins, the righteous for the unrighteous, that He might bring us to God.” 1 Peter 3:18, ESV**Bible Truth 3 Concept: Jesus Came to Bring Us to God... He Taught about God and Did Amazing Things!**

Before Jesus died on the cross, He taught about God for three years. Jesus taught from the Bible. He told the people what God is like. He taught them that He was God’s Son who had come to save them from their sins. He taught them how they could become God’s people and how God’s people should live.

The people who listened to Jesus teach were amazed. They had never heard someone tell them so much about God. Jesus talked as if He knew God, and, of course, He did. Jesus wasn’t just a man like them, He was the Son of God, Himself.

Jesus didn’t just teach about God. He also did many amazing things by God’s power—miracles! Things so amazing that only God could do. He fed thousands of people with just a little bit of food. He stilled the wind and waves of a raging storm with just His word. He healed sick people and even brought dead people to life by God’s power.

And what did God use Jesus’ teaching and these miracles to do? To show the people that Jesus really was His Son, the Messiah, the Savior, who had come to save them. And that’s exactly what many people did! They turned away from their sins and trusted in Jesus, as God’s Son, their Savior.

**Bible Truth 3 Bible Verse: Matthew 4:23, ESV**

“[Jesus] went... teaching...and proclaiming the gospel of the kingdom and healing every disease and every affliction among the people.”

**Learn a Little:** “Jesus went teaching and healing among the people.”**Meaning**

Jesus taught the people the good news of the kingdom of God. Do you know what that is? That anyone who turns away from their sins and trusts Jesus as their Savior will be forgiven and saved. They will get to love God and enjoy Him forever! And Jesus healed all sorts of sicknesses. Not the way doctors do, with medicines! No, Jesus is God. He could tell sickness to leave and it would. Just like that! Many people watched what Jesus said and did, and they believed in Him. That’s the best news of all!

**Bible Truth 3 ACTS Prayer**

- A** Jesus, we praise You for being our Savior. You came to bring us to God. We praise You for all the wonderful things You taught us about God and all the amazing things You did, by God’s great power. No one is like You!
- C** Jesus, when we read in the Bible what You taught, we see that we are all sinners who have disobeyed God. Oh, how we need You to be our Savior!
- T** Thank You, Jesus, for showing us what God is like in all that You taught and all the amazing things You did. Thank You for dying on the cross to save all who trust in You as their Savior.
- S** Jesus, work in our hearts. Help us to turn away from our sins. Help us to trust in You as our Savior. Help us to love You more and live for You more, as we read in the Bible what You taught and all the amazing things You did. In Jesus’ name, we pray, Amen.

**Bible Truth 3 Story****The Case of the Eyewitness** *Luke 4:31ff; 5; 9:28-36; 11:23-24; John 2; 6:16-21; 11*



**Big Question 9, Bible Truth 3 Overview: Key Concepts****p.2****Songs Used in Bible Truth 3**

Big Q & A 9 Song

Big Question 9 Song: What Did Jesus Come to Do?

Big Question 9 Bible Verse Song: Christ Once Suffered for Sins 1 Peter 3:18, ESV

*Extra Big Question 9 Bible Verse Song: For Christ Suffered Once for Sin*

*Extra Big Question 9 Bible Verse Song: For God So Loved the World John 3:16, ESV*

Big Question 9 Hymn: To God Be the Glory, v.1

Big Question 9 Praise Song: Blessed Be the Name

Bible Truth 3 Bible Verse: Jesus Went Proclaimin' Matthew 4:23, ESV

Bible Truth 3 Extra Bible Verse: Lord, to Whom Shall We Go? John 6:68-69, ESV

Bible Truth 3 Extra Bible Verse: Who Is This? Luke 8:25, NIV 1984

Extra Bible Verse: Jesus Said to Them: Matthew 16:15-16, ESV

listen to or download songs for free at <https://praisefactory.org>: Deep Down Detectives Music page

## **Go and Tell Bible Truth Concept Craft**

---

### **Jesus Taught About God and Did Amazing Things**

#### **Craft Description**

The children will decorate a card that reminds them that He taught about God and did amazing things, like heal Peter's mother-in-law.

#### **Materials**

White paper or cardstock  
Markers or crayons  
Prong paper fasteners (aka paper brads) (one per craft)  
Glitter glue/glitter  
Glue

#### **Preparations**

1. Print out the craft pages. The second two pages print out as a two-sided card on the cardstock.
2. Cut out the pictures of Peter's mother-in-law.
3. Fold paper along the long side.
4. Set out markers/crayons, glitter and glue.

#### **Introducing the Craft:**

"Our Big Question is: 'What Did Jesus Come to Do?' We've learned that 'Jesus Came to Bring Us to God... He Taught about God and Did Amazing Things.' That's what our pictures are about today! That's something very good to know, but many people don't know that. So do you know what God wants us to do? He wants us to go and tell others this very important news. So today we are going to make something we can go and tell them, too. Here's what it looks like..." (Hold up example of craft)

#### **Directions**





1. Show children your finished craft, reading the words to them.
2. Have the children color in the word "God" on the front of the card and the picture of Jesus and the mat on the inside. Also color in their picture of Peter's mother-in-law. As they color in, ask them/remind them of what Jesus did for her in the story they heard. Also color in the mat on the card.
3. Teacher attaches Peter's mother in law to the mat by poking the paper fastener through the hole in her and in the mat, then opening up the prongs of the fasteners so that she is fairly tightly attached, yet can still swivel to "healed" position.
4. Fold the card across the middle. Add glitter to the shape around the word "God." Let dry.
5. Make sure to write each child's name on their craft.
6. If you have time, you can practice saying the words on the card and opening it up and showing the answer.

#### **Discussion**

This is an especially good time to re-read the key concepts and discuss them. See the Deep Down Discussion Sheet for possible questions to talk about.


#### **Craft Wrap-Up:**

At the end of our time together today, you get to take home your Go and Tell crafts. And what are you going to do with them? Show and tell someone the important news you've learned today. Hold up the card and read words as you open it up.



Matthew 4:23, ESV  
"Jesus] went... teaching... and pro-  
claiming the gospel of the kingdom  
and healing every disease and  
every affliction among the people."

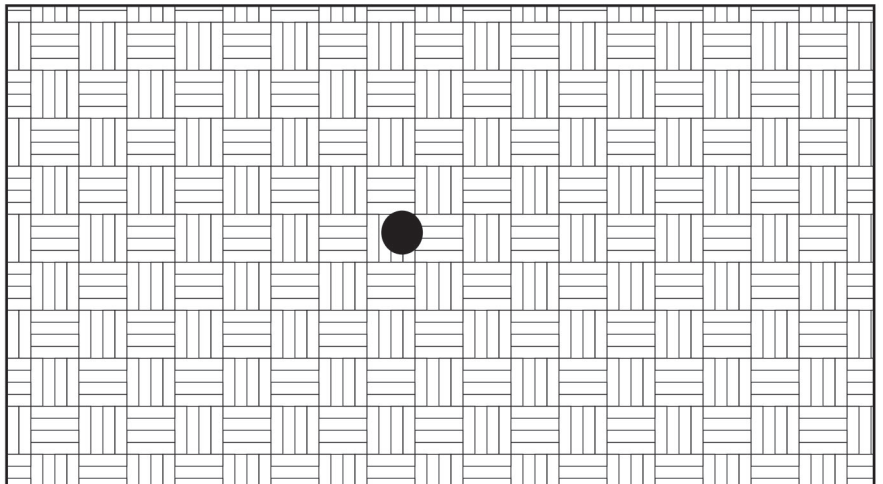
Jesus Came to Bring Us to God...  
He taught about




**and did**

**AMAZING**

**things!**






What Did Jesus Come to Do? Jesus Came to Bring Us to God... Jesus taught amazing things and did amazing things, all by God's power. Why? Because He wanted people to put their trust in Him as their Savior. And that's exactly what Jesus wants us to do, as we hear about Him today. He wants us to turn away from our sins and trust in Him as our Savior. If we do, we will become God's dearly-loved people. We will get to know God now in our hearts. And one day, get to go live with Him forever.

### The Case of the Eyewitness Jigsaw Puzzle Page

Luke 4:31ff; 5; 9:28-36; 11:23-24; John 2; 6:16-21; 11

Make copies of picture and cut out into an appropriate number of pieces for your children.  
Or, you can print out color versions of this puzzle by downloading it from [praisefactory.org](http://praisefactory.org).

What Did Jesus Come to Do? Jesus Came to Bring Us to God... Jesus taught amazing things and did amazing things, all by God's power. Why? Because He wanted people to put their trust in Him as their Savior. And that's exactly what Jesus wants us to do, as we hear about Him today. He wants us to turn away from our sins and trust in Him as our Savior. If we do, we will become God's dearly-loved people. We will get to know God now in our hearts. And one day, get to go live with Him forever.



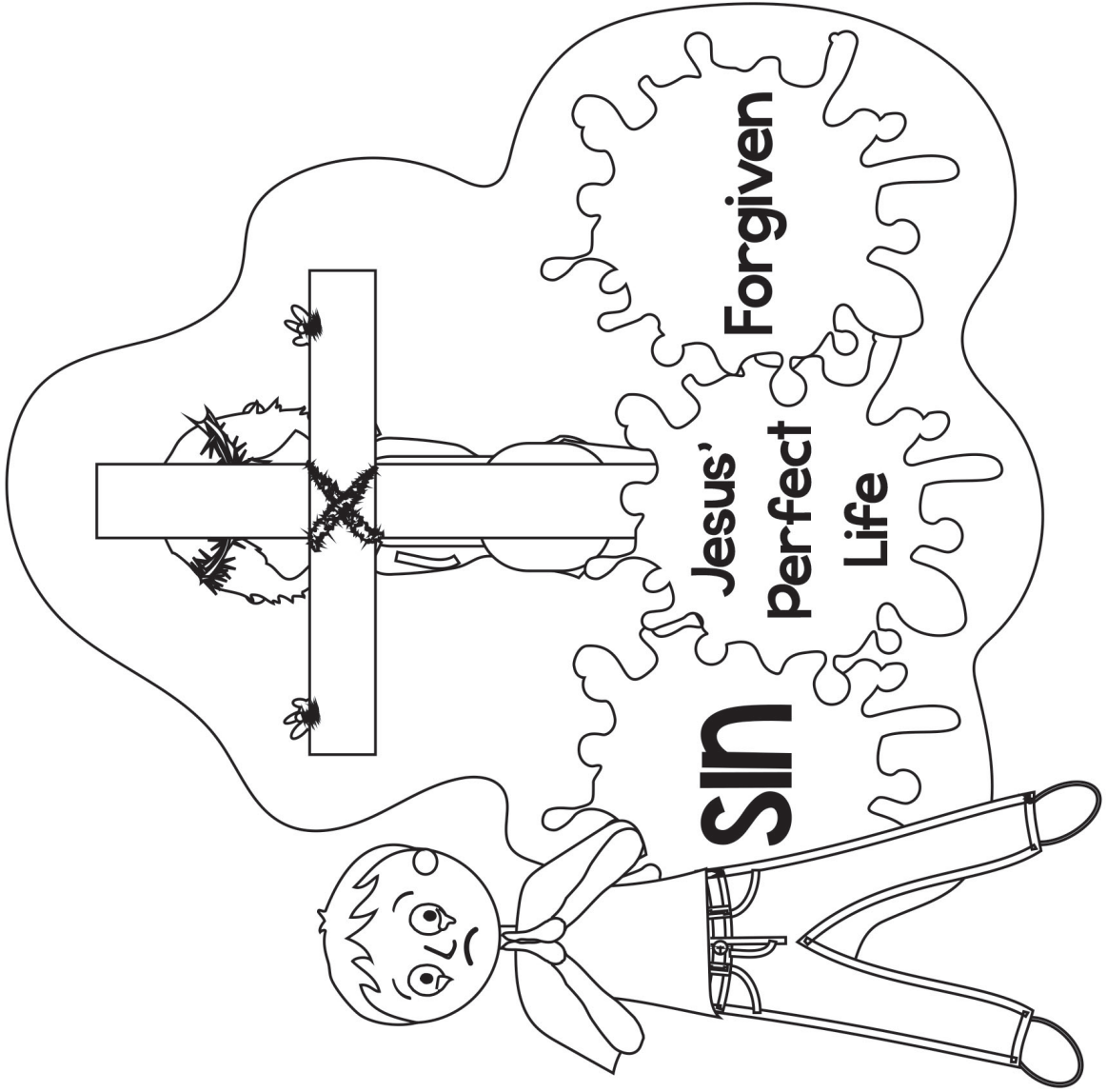


**CAN YOU GUESS BIBLE TRUTH 4:**  
**What Did Jesus Come to Do?**  
**Jesus Came to Bring Us to God...**

**He Died on the Cross for the**

**----- of**  
**God's People!**

**HINT:** What is the Bible word for  
the bad things we do that break  
God's good laws? It starts with  
an "s" and it rhymes with "hens."



## Deep Down Detective Devotion: Unit 9, Bible Truth 4, Lesson 1

**Big Question 9 :** How Can I Know What God Is Like?

**Answer:** Jesus Came to Bring Us to God... He Died on the Cross for the Sins of God's People!



### Bible Truth 4 Meaning

Sadly, we are all sinners who disobey God. We all deserve God's punishment for our sins. But Jesus never, ever sinned. He never deserved any punishment from God. Yet Jesus chose to suffer and die on the cross. He didn't suffer and die because He deserved to. He suffered and died in the place of God's people so they wouldn't have to. Yes, He offered up His perfect life as the full payment for their sins.

Jesus suffered so much on the cross! His body hurt so badly as He hung there by the nails. But Jesus' spirit inside Him hurt even more, as He took the punishment for our sins and was separated from God, His Father. But when at last Jesus finished suffering on the cross, He had paid for all of the sins of God's people.

Jesus died and was buried in a cave-grave that day, but He didn't stay there! On the third day, Jesus rose from the grave to live forevermore. He had really done it! He had beaten sin and death for God's people. Now they could have special closeness with God in their hearts. Now they would be His dearly loved people forever. We can become God's people, too, when we turn away from our sins and trust in Jesus as our Savior. God will forgive our sins. He will give us special closeness in our hearts with Him now. And one day, we can go to live with God forever.

### How do I know this is true? The Bible tells me so!

"I will ransom them from the power of Sheol. I will redeem them from death." --- Hosea 13:14, HCSB

### Some Questions for You

1. Who are sinners? *All people.*
2. What do all sinners deserve? *God's punishment for their sins.*
3. Did Jesus sin? *No, He did not.*
4. Whose punishment for sins did Jesus take on the cross? *God's people's.*
5. Why did Jesus take God's people's punishment for sins on the cross? *So they wouldn't have to.*
6. What hurt when Jesus died on the cross? *Jesus' body and Jesus' spirit.*
7. How much of God's people's punishment did Jesus take when He suffered and died on the cross? *All of it!*
8. What kind of closeness with God did Jesus win for God's people? *A special closeness that lasts forever and ever.*
9. Can we become God's people? How? *Yes! By turning away from our sins and trusting in Jesus our Savior.*

### Let's Pray!

- A** Jesus, we praise You for being our Savior. You came to bring us to God. We praise You for being willing to suffer and die on the cross for the sins of God's people.
- C** Jesus, how we need You to be our Savior! We are all sinners who disobey God. We all deserve God's punishment. Please forgive us!
- T** Thank You, Jesus, for suffering and dying on the cross to save all who turn away from their sins and trust in You as their Savior. Thank You for taking all of God's punishment, so we might be forgiven. Thank You that no one is too sinful for You to save. You are a big enough Savior for any of us.
- S** Jesus, work in our hearts. Help us to turn away from our sins. Help us to trust in You as our Savior. Help us to love You and live for You more and more. In Jesus' name, we pray, Amen.

### Let's Sing about What We're Learning!

**Big Q & A 9 Song** from *Deep Down Detectives ESV Songs 9, track 12* (sung to the tune of "This Old Man")

What did Jesus come to do?  
 What did Jesus come to do?  
 Jesus came to bring us to God.  
 That's what Jesus came to do!

**Big Question 9 Action Rhyme Song** from *Deep Down Detectives ESV Songs 9, track 13*

#### Refrain

What did Jesus come to do?  
 Jesus came to bring us to God.  
 What did Jesus come to do?  
 Jesus came to bring us to God.

#### Verse 1

In the beginning, people enjoyed  
 Perfect fellowship with God.  
 But they disobeyed,  
 their fellowship lost.  
 Would things always  
 stay this way? *Refrain*

#### Verse 2


At just the right time,  
 God sent His Son  
 to pay for His people's sins,  
 He offered His life, the perfect sacrifice,  
 Gave them fellowship  
 with God again. *Refrain*

#### Verse 3

On the third day,  
 Jesus rose from the grave,  
 Then He went back home to heav'n.  
 Now all who repent  
 and believe in Him,  
 Can know God forever. *Refrain*

Go to the *Deep Down Detectives Parent Resources for Unit 9* to get the Bible story and many more resources and songs for this unit at [praise4factory.org](http://praise4factory.org).

**"I will ransom them from the power of Sheol.  
I will redeem them from death." Hosea 13:14, ESV**



## Deep Down Detective Devotion: Unit 9, Bible Truth 4, Lesson 2



**Big Question 9 :** How Can I Know What God Is Like?

**Answer:** Jesus Came to Bring Us to God... He Died on the Cross for the Sins of God's People!

**How do I know this is true? The Bible tells me so!**

"I will ransom them from the power of Sheol. I will redeem them from death." --- Hosea 13:14, HCSB

**Learn a Little:** "I will redeem them from death."

### Meaning

Ransom! Redeem! What do those big words mean? To pay the price to rescue someone and make them your very own. What did God ransom His people from? The power of the grave and death ("Sheol" is another Bible word for the grave and death.)

Yes, indeed! When Jesus suffered and died on the cross, He paid for all of the sins of God's people so they could be forgiven! When we turn away from our sins and trust in Jesus, we can be God's people, too. All of our sins will be forgiven through Him, so we can know God now and get to live with Him forever!

### Some Questions for You

1. What does it mean to ransom or redeem someone? *To pay the price needed to rescue someone and make them your very own.*
2. Who did God ransom? *His people.*
3. From what did God ransom His people from? *From the punishment they deserved for their sins. From death!*
4. What do God's people get to enjoy because God ransomed them? *They get to be His dearly loved people forever! They get to know Him in their hearts now; and one day, they will go to live with Him forever.*
5. How did Jesus ransom God's people? *He suffered and died in their place on the cross.*
6. How can we become one of God's people? *We can ask God to help us to turn away from our sins and trust in Jesus as our Savior. He loves to answer these prayers!*

### Let's Pray!

- A** Jesus, we praise You for being our Savior. You came to bring us to God. We praise You for being willing to suffer and die on the cross for the sins of God's people.
- C** Jesus, how we need You to be our Savior! We are all sinners who disobey God. We all deserve God's punishment. Please forgive us!
- T** Thank You, Jesus, for suffering and dying on the cross to save all who turn away from their sins and trust in You as their Savior. Thank You for taking all of God's punishment, so we might be forgiven. Thank You that no one is too sinful for You to save. You are a big enough Savior for any of us.
- S** Jesus, work in our hearts. Help us to turn away from our sins. Help us to trust in You as our Savior. Help us to love You and live for You more and more. In Jesus' name, we pray, Amen.

### Let's Sing Our Bible Verse!

**I Will Ransom Them: Hosea 13:14, from Deep Down Detectives ESV Songs 9, track 29**

I will ransom them from the power of Sheol,  
I will redeem them from death.  
I will ransom them from the power of Sheol,  
I will redeem them from death.

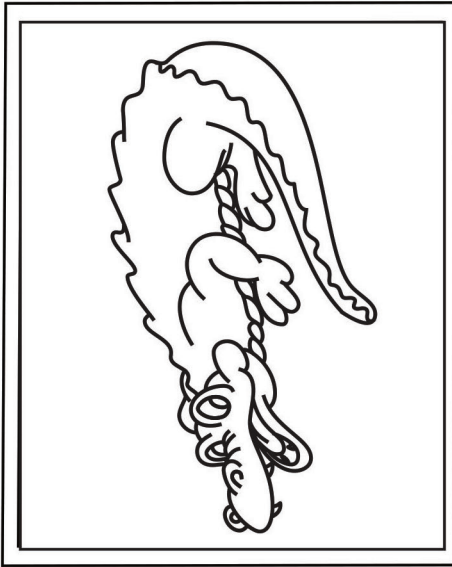
Death, where are your barbs?  
Where, Sheol, is your sting?  
Death, where are your barbs?  
Where, Sheol, is your sting?

I will ransom them from the power of Sheol,  
I will redeem them from death.  
I will ransom them from the power of Sheol,  
I will redeem them from death.  
Hosea Thirteen, fourteen.


*Go to the Deep Down Detectives Parent Resources for Unit 9 to get the Bible story and many more resources and songs for this unit at [praisefactory.org](http://praisefactory.org)*




Which four of these clues belong in our story? Which two do not? Put an X in the boxes of the four that belong.


☐

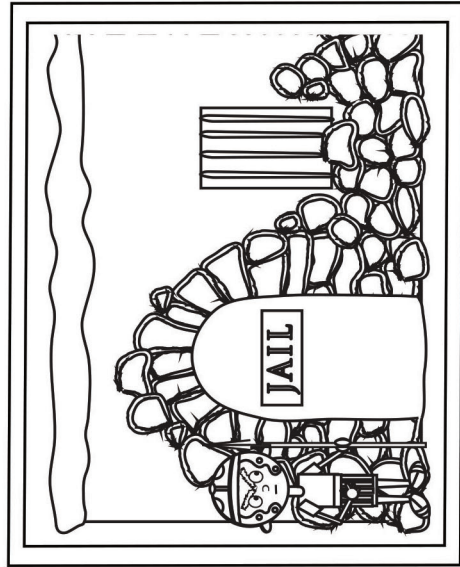
An Alligator


☐

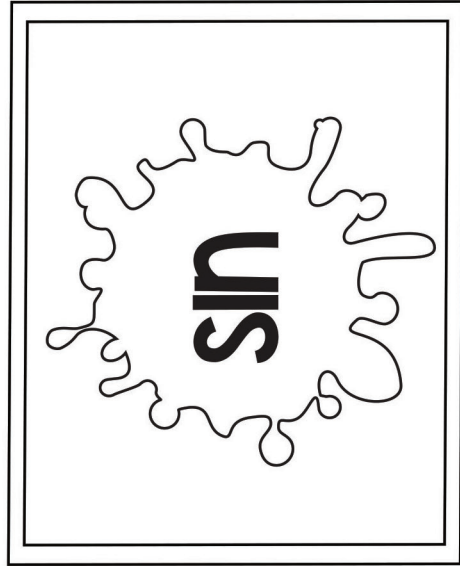
Jesus


☐


A Robber


☐

A Jail


☐

Sin


☐

A Guitar

Answer: Jesus, the robber, the jail and sin belong. The alligator and the guitar do not.

## Deep Down Detective Devotion: Unit 9, Bible Truth 4, Lesson 3



### Big Question 9 : How Can I Know What God Is Like?

**Answer:** Jesus Came to Bring Us to God... He Died on the Cross for the Sins of God's People!

### Bible Truth 4 Meaning

Sadly, we are all sinners who disobey God. We all deserve God's punishment for our sins. But Jesus never, ever sinned. He never deserved any punishment from God. Yet Jesus chose to suffer and die on the cross. He didn't suffer and die because He deserved to. He suffered and died in the place of God's people so they wouldn't have to. Yes, He offered up His perfect life as the full payment for their sins. Jesus suffered so much on the cross! His body hurt so badly as He hung there by the nails. But Jesus' spirit inside Him hurt even more, as He took the punishment for our sins and was separated from God, His Father. But when at last Jesus finished suffering on the cross, He had paid for all of the sins of God's people. Jesus died and was buried in a cave-grave that day, but He didn't stay there! On the third day, Jesus rose from the grave to live forevermore. He had really done it! He had beaten sin and death for God's people. Now they could have special closeness with God in their hearts. Now they would be His dearly loved people forever. We can become God's people, too, when we turn away from our sins and trust in Jesus as our Savior. God will forgive our sins. He will give us special closeness in our hearts with Him now. And one day, we can go to live with God forever.

### How do I know this is true? The Bible tells me so!

"I will ransom them from the power of Sheol. I will redeem them from death." --- Hosea 13:14, HCSB

### Some Questions for You

1. What kind of people did the king punish on crosses? *Bad men who did really bad things, such as robbers, murderers and men who tried to get rid of the king.*
2. What bad thing had Jesus done that he would be punished with death on a cross? *Nothing.*
3. Whose bad things did Jesus choose to die on the cross for? *The sins of God's people.*
4. What did Jesus enemies think Jesus should do to prove He was God's Son, the Savior of God's people? *Come down from the cross.*
5. Why did Jesus not come down from the cross? *Because only by suffering and dying on the cross could He save God's people from their sins.*
6. What did Jesus' enemies and even His friends think was finished when Jesus said, "It is finished" when He died on the cross? *They thought Jesus' life seemed finished. That Jesus was gone for good --never to live again.*
7. What was really finished when Jesus died on the cross? *Not Jesus' life, but the punishment God's people deserved for their sins.*
8. What did Jesus do that proved that He had beaten sin and death for God's people? *God raised Him from the dead on the third day.*

### Let's Pray!

- A** Jesus, we praise You for being our Savior. You came to bring us to God. We praise You for being willing to suffer and die on the cross for the sins of God's people.
- C** Jesus, how we need You to be our Savior! We are all sinners who disobey God. We all deserve God's punishment. Please forgive us!
- T** Thank You, Jesus, for suffering and dying on the cross to save all who turn away from their sins and trust in You as their Savior. Thank You for taking all of God's punishment, so we might be forgiven. Thank You that no one is too sinful for You to save. You are a big enough Savior for any of us.
- S** Jesus, work in our hearts. Help us to turn away from our sins. Help us to trust in You as our Savior. Help us to love You and live for You more and more. In Jesus' name, we pray, Amen.

### Let's Praise God Right Now!

#### Big Q & A 9 Hymn: To God Be the Glory

from Deep Down Detectives ESV Songs 9, track 18

##### Verse 1

To God be the glory, great things He hath done;  
So loved He the world that He gave us His Son.  
Who yielded His life, an atonement for sin,  
And opened the lifegate that all may go in.

##### Refrain

Praise the Lord, praise the Lord, Let the earth hear His voice.  
Praise the Lord, praise the Lord, Let the people rejoice.  
O, come to the Father through Jesus the Son,  
And give Him the glory, great things He hath done.

#### Big Question 9 Praise Song: Blessed Be the Name

from Deep Down Detectives ESV Songs 9, track 19

Blessed be the name, Blessed be the name,  
Blessed be the name of the Lord;  
Blessed be the name, Blessed be the name,  
Blessed be the name of the Lord.

Go to the Deep Down Detectives Parent Resources for Unit 9 to get the Bible story and many more resources and songs for this unit at [praisefactory.org](http://praisefactory.org)

DDD BQ 9 BT4 L3 Coloring Sheet/Take Home pg2

**Deep Down Devotions: Unit 9, Bible Truth 4 Story Concepts****P.1****The Case of the Great Price***Matthew 27; Mark 15; Luke 23; John 19*

Dear Parents,

**Big Question #9 is:** "What Did Jesus Come to Do?" Your child is learning that Jesus Came to Bring Us to God... He Died on the Cross for the Sins of God's People!"

Here's a copy of the Bible story they are learning along with the "Listening Assignment" for each lesson. These assignments provide a different teaching emphasis for each lesson, helping the children dig deeper into each Bible truth. They match up with your child's take home for each lesson. We hope that these resources help your family to dig down deeper into the truths of God's Word!" Happy digging!

•many more resources for this Big Question came be found online at [www.praisefactory.org](http://www.praisefactory.org)•

**Listening Assignments**

**"Hey, Kids! Detective Dan, here. Listen carefully to the story and help me answer these questions:**

**Detective Dan's Lesson #1 Listening Assignment:**

I need to find out:

- 1. What did Jesus do that cost a great price?**
- 2. Who did He do it for? Why?**

**Detective Dan's Lesson #2 Listening Assignment:****Our Bible Verse is Hosea 13:14:**

*"I will ransom them from the power of the grave, I will redeem them from death."*

I need to find out:

- 1. To ransom means to pay whatever it costs to rescue someone. Who ransomed God's people from death?**
- 2. What had to be done to ransom God's people from death?**

**Detective Dan's Lesson #3 Listening Assignment:**

I found six clues, but only 4 of them are in the story.

They are: an alligator; Jesus; a robber; a jail; sin; and a harp. *Hold each of them up for the children to see as you identify them.*

I need to figure out:

- 1. Which four belong in our story?**
- 2. What do God's people thank Jesus for doing for them on the cross?**

**Read the assignment questions, THEN SAY,**

"Ok, Deep Down Detectives! Put on your best listening ears and see if you can hear the answers to Detective Dan's questions. When I finish telling the story, we will see if we can answer all the questions."

*Read the Bible Truth story, answer questions, present the gospel and lead in prayer.*

*Answers to questions; the gospel; and, ACTS prayer are included with the story text.*



**Bible Story for Big Question 9, Bible Truth 4** use with all THREE lessons**P.2****The Case of the Great Price** *Matthew 27; Mark 15; Luke 23; John 19**Story with lines separating paragraphs (text in bold, optional interaction cues in italics)*

**The Roman king did NOT put up with lawbreakers! Some lawbreakers he punished by putting them in jail for a long time. And some, he punished by whipping them with painful, sharp ropes. Others, he sent away to sea to row big warships for his soldiers. But the worst kinds of lawbreakers, the king sent to a hill outside of Jerusalem called Golgotha. And there, these worst kinds of men were given the worst kind of punishment. They were put up on big, wooden crosses (with nails!), and they were left there to suffer and die.**

**The cross was a terrible punishment! It was so terrible that people in Jesus' day would not even say the word "cross". "Cross" was a bad word that good people did not say, let alone think about.**

**What kinds of lawbreakers died on crosses? Traitors died on crosses (men who tried to get rid of the king). Murderers died on crosses (men who killed other people). Robbers died on crosses (men who took other people's things). These worst kinds of lawbreakers were given the worst kind of punishment.**

**The cross. It was for bad men being punished for the bad things they had done. That's the way it was back in those days. At least, that was the way it was supposed to be.**

**But what a strange thing people saw on Golgotha, one Friday long ago! For there, on that, hill stood three crosses for three men. Two of the men were robbers, but the third one was a man no one expected to see there. Can you guess who it was?**

*Can you guess?*

**It was Jesus!**

**Now, everyone could understand why the two robbers had been put on their crosses. These men had snatched other people's things, and now they were being punished for the bad things they had done. That was the Roman king's law.**

**But Jesus? Why was He there? What bad thing had He done? Can you tell me?**

*Can you think of anything bad that Jesus had done?*

**Had Jesus snatched other people's things, like the robbers? No! Had He killed someone like, the murderers? No! Had He tried to get rid of the king, like the traitors? No! Jesus had never done any of these bad things. As a matter of fact, Jesus had never sinned. He had never done EVEN ONE bad thing in His whole life!**

**Jesus always kept God's laws. He always loved God most of all. He always loved others as the Bible tells us to. In EVERYTHING Jesus thought in His heart; and in EVERYTHING Jesus said and did, He never, ever disobeyed God. Jesus was the only person who ever lived a PERFECT LIFE. That's why Jesus, of all people, did not deserve to be up there on that cross!**

**Bible Story for Big Question 9, Bible Truth 4** use with all THREE lessons**P.3***Story with lines separating paragraphs (text in bold, optional interaction cues in italics)***So, why WAS Jesus on that cross, if not for bad things He had done? Was it all just a big mistake?***What do you think?*

**Far from it! This was God's plan. Yes, it was the Roman king who ordered Jesus to be put on that cross, and it was his soldiers who put Jesus on it. But God had woven their evil deeds into His much, much bigger, GLORIOUS, LOVING, GOOD plan to rescue His people from their sins.**

**Jesus was up on that cross because He CHOSE to be there to take the punishment God's people deserved from GOD!**

**From God?! Why would HE need to punish His people? Didn't He love them? Yes, He loved them very much.**

**But you see, the LORD is the one, true, perfectly good God, and (SB20) He is the big king over everyone. He has given us His perfectly good laws to live by, but have we obeyed them?**

*Have we?*

**No, we have not! None of us! We have ALL disobeyed God, and we ALL deserve His punishment for disobeying Him and His good laws. That makes us all sinners. And oh, what a terrible punishment we all deserve! We deserve to be separated from God and all His goodness forever. Forever punishment! Isn't that awful?**

**But God loved the world so much that He sent His Son, Jesus, to suffer and die on that cross. He took the punishment for the sins of God's people upon Himself, so they wouldn't have to. Jesus' perfect life paid for their sins, so they could be FORGIVEN. And, so they could be loved by God forever, instead of punished!**

**Who are God's people? They are all who would ever turn away from disobeying God and trust in Jesus as their Savior. All who come to God like this are God's people! So, that's why Jesus suffered and died on the cross that day. Not for anything He had done, but because He loved God, His Father, and God's people so much. Isn't Jesus amazing!**

**And how do we KNOW that Jesus really took all of the punishment for God's people that day? It's because of what happened on the third day after Jesus died. Do you know what happened?**

*Can you tell me?*

**On Day One, Jesus' body stayed dead in the cave-grave. On Day Two, Jesus' body stayed dead in the cave-grave. But on Day Three, Jesus rose up from the dead, showing that He had really done it!**

**Now, God's people were forgiven forever! Now, they never would have to have God's punishment. Now, they would get to know and love Him in their hearts their whole lives! And one day, when they die, they would get to go live with God forever! What a wonderful thing it is to be God's dearly-loved people!**

**Thank You, Jesus, for taking all of God's punishment for God's people on the cross! Thank You, that You offer for us to become God's people, too, when we turn away from our sins and trust in You as our Savior! Help us to do this, even today!**

**Bible Story for Big Question 9, Bible Truth 4**

use with all THREE lessons

**P.4****Cracking the Case:** (story wrap-up for Listening Assignments)

It's time to see how we did with our Listening Assignment.

**Detective Dan's Lesson 1 Listening Assignment:**

- 1. What did Jesus do that cost a great price?** He suffered and died on the cross.
- 2. Who did He do it for? Why?** He did it for God's people, so they could be saved from their sins.

**For You and Me:**

How amazing is God's love for His people! That He would send His Son, Jesus, to suffer and die in their place! We can become God's people, too, when we turn away from our sins and trust in Jesus as our Savior.

**Detective Dan's Lesson 2 Listening Assignment:****Our Bible Verse is Hosea 13:14, HCSB:**

"I will ransom them from the power of Sheol. I will redeem them from death."

- 1. Sheol is another word for death. To ransom means to pay whatever it costs to rescue someone. Who ransomed God's people from death?** Jesus did.
- 2. What had to be done to ransom God's people from death?** Jesus had to pay for their sins, Himself, as He suffered and died on the cross.

**For You and Me**

How amazing is God's love for His people! That He would send His Son, Jesus, to suffer and die in their place! We can become God's people, too, when we turn away from our sins and trust in Jesus as our Savior.

**Detective Dan's Lesson 3 Listening Assignment:**

Our six clues were: an alligator; Jesus; a robber; a jail; sin; and a harp. Hold each of them up for the children to see as you identify them.

**1. Which four belong in our story?**

Jesus, the robber, the jail and sin belong. The butterfly and the harp do not.

- 2. What do God's people thank Jesus for doing for them on the cross?** For suffering and dying on the cross for their sins so they could be forgiven.

**For You and Me**

How amazing is God's love for His people! That He would send His Son, Jesus, to suffer and die in their place! We can become God's people, too, when we turn away from our sins and trust in Jesus as our Savior.

**The Gospel** (story wrap-up if NOT using Listening Assignments)**Our Bible Truth is:****What Did Jesus Come to Do?****Jesus Came to Bring Us to God...****He Died on the Cross for the Sins of God's People!**

What did Jesus come to do? Jesus came to bring us to God... He died on the cross for the sins of God's people.

That was the only way God's people could be forgiven their sins. You see, all people have chosen to disobey God and His good ways. No one lives the perfect life that pleases God. That is why we all deserve His punishment!

God would have been perfectly fair to punish us for our sins. But, He is so full of mercy and love that He chose to make a way for us to be saved. He sent Jesus to live the perfectly obedient life that none of us have lived. Then, Jesus offered up His perfect life to be the full payment for the sins of all who would ever turn away from disobeying God and trust in Jesus as their Savior. On the third day, He rose from the dead, proving He had really done it! We, too, can be God's people when we turn away from our sins and trust in Jesus as our own Savior. *Close in prayer.*

**Closing ACTS Prayer**

- A** Jesus, we praise You for being our Savior. You came to bring us to God. We praise You for being willing to suffer and die on the cross for the sins of God's people.
- C** Jesus, how we need You to be our Savior! We are all sinners who disobey God. We all deserve God's punishment. Please forgive us!
- T** Thank You, Jesus, for suffering and dying on the cross to save all who turn away from their sins and trust in You as their Savior. Thank You for taking all of God's punishment, so we might be forgiven. Thank You that no one is too sinful for You to save. You are a big enough Savior for any of us.
- S** Jesus, work in our hearts. Help us to turn away from our sins. Help us to trust in You as our Savior. Help us to love You and live for You more and more. In Jesus' name, we pray, Amen.

**Big Question 9, Bible Truth 4 Overview: Key Concepts****P.5****Unit 9: Jesus, Immanuel, God with Us****Unit Big Question (and Answer):** What Did Jesus Come to Do? Jesus Came to Bring Us to God!**Unit Bible Verse:** "Christ suffered once for sins, the righteous for the unrighteous, that He might bring us to God." 1 Peter 3:18, ESV**Bible Truth 4 Concept: Jesus Came to Bring Us to God... He Died on the Cross for the Sins of God's People!**

Sadly, we are all sinners who disobey God. We all deserve God's punishment for our sins. But Jesus never, ever sinned. He never deserved any punishment from God. Yet Jesus chose to suffer and die on the cross. He didn't suffer and die because He deserved to. He suffered and died in the place of God's people so they wouldn't have to. Yes, He offered up His perfect life as the full payment for their sins.

Jesus suffered so much on the cross! His body hurt so badly as He hung there by the nails. But Jesus' spirit inside Him hurt even more, as He took the punishment for our sins and was separated from God, His Father. But when at last Jesus finished suffering on the cross, He had paid for all of the sins of God's people.

Jesus died and was buried in a cave-grave that day, but He didn't stay there! On the third day, Jesus rose from the grave to live forevermore. He had really done it! He had beaten sin and death for God's people. Now they could have special closeness with God in their hearts. Now they would be His dearly loved people forever. We can become God's people, too, when we turn away from our sins and trust in Jesus as our Savior. God will forgive our sins. He will give us special closeness in our hearts with Him now. And one day, we can go to live with God forever.

**Bible Truth 4 Bible Verse: Hosea 13:14, HCSB**

"I will ransom them from the power of Sheol. I will redeem them from death."

**Learn a Little:** "I will redeem them from death."

**Meaning**

Ransom! Redeem! What do those big words mean? To pay the price to rescue someone and make them your very own. What did God ransom His people from? The power of the grave and death ("Sheol" is another Bible word for the grave and death.)

Yes, indeed! When Jesus suffered and died on the cross, He paid for all of the sins of God's people, so they could be forgiven! When we turn away from our sins and trust in Jesus, we can be God's people, too. All of our sins will be forgiven through Him, so we can know God now and get to live with Him forever!

**Bible Truth 4 ACTS Prayer**

- A** Jesus, we praise You for being our Savior. You came to bring us to God. We praise You for being willing to suffer and die on the cross for the sins of God's people.
- C** Jesus, how we need You to be our Savior! We are all sinners who disobey God. We all deserve God's punishment. Please forgive us!
- T** Thank You, Jesus, for suffering and dying on the cross to save all who turn away from their sins and trust in You as their Savior. Thank You for taking all of God's punishment, so we might be forgiven. Thank You that no one is too sinful for You to save. You are a big enough Savior for any of us.
- S** Jesus, work in our hearts. Help us to turn away from our sins. Help us to trust in You as our Savior. Help us to love You and live for You more and more. In Jesus' name, we pray, Amen.

**Bible Truth 4 Story****The Case of the Great Price**

*Matthew 27; Mark 15; Luke 23; John 19*

---

## Big Question 9, Bible Truth 4 Overview: Key Concepts

---

p.8

### Songs Used in Bible Truth 4

---

Big Q & A 9 Song

Big Question 9 Song: What Did Jesus Come to Do?

Big Question 9 Bible Verse Song: Christ Once Suffered for Sins 1 Peter 3:18, ESV

*Extra Big Question 9 Bible Verse Song: For Christ Suffered Once for Sin*

*Extra Big Question 9 Bible Verse Song: For God So Loved the World John 3:16, ESV*

Big Question 9 Hymn: To God Be the Glory, v.1

Big Question 9 Praise Song: Blessed Be the Name

Bible Truth 4 Bible Verse: I Will Ransom Them Hosea 13:14, HCSB

Bible Truth 4 Extra Bible Verse: Blessed Are Those Romans 4:7-8, ESV

listen to or download songs for free at <https://praisefactory.org>: Deep Down Detectives Music page

---

## Go and Tell Bible Truth Concept Craft

---

### Jesus Died on the Cross for the Sins of God's People

#### Craft Description

The children will create a card that reminds them that Jesus took upon Himself the sins of God's people to save them.

#### Materials

White paper or cardstock  
Markers or crayons  
Red craft foil or red construction paper  
Black construction paper  
Sticky back Velcro, 2 hook side, 1 fuzzy side, each about 1" long  
Glue

#### Preparations

1. Print out the craft pages and make 1 copy per child of them on white paper or cardstock.
2. Cut red foil paper/construction paper into little squares.
3. Cut the velcro pieces. Cut out the black "sin" picture.
4. Fold craft page down middle of long side.
5. Set out markers/crayons and glue.

#### Introducing the Craft:

"Our Big Question is: 'What Did Jesus Come to Do?' We've learned that 'Jesus Came to Bring Us to God.... He Died on the Cross for the Sins of God's People.' That's something very good to know. But many people don't know it! So do you know what God wants us to do? He wants us to go and tell others this very important news. Today we are going to make something we can show and tell them, too. Here's what it looks like..." (Hold up example of craft)

#### Directions

1. Show children your finished craft, reading the words to them.
2. Have the children color in the pictures of Jesus and God's people on the inside of the card.
3. Have the children fill in the heart on the front of the card with the little red squares of paper.
4. Teacher sticks a hook piece on the middle of the God's people picture and the Jesus on the cross picture. Then stick the fuzzy piece on the back of the black "sin" picture. Stick it in place on velcro piece on God's people.
5. Show the child how Jesus took the sins of God's people and paid for them on the cross. Detach the "sin" picture from God's people and attach it to Jesus.
6. Make sure to write each child's name on their craft.
7. If you have time, you can practice saying the words on the card and moving the sin from God's people to Jesus.

#### Discussion

This is an especially good time to re-read the key concepts and discuss them. See Deep Down Discussion Sheet for possible questions to talk about.

#### Craft Wrap Up:

"At the end of our time together today, you get to take home your Go and Tell crafts. And what are you going to do with them? Show and tell someone the important news you've learned today: Jesus Came to Bring Us to God... He died on the cross for God's people's sins!"



SIN



SIN



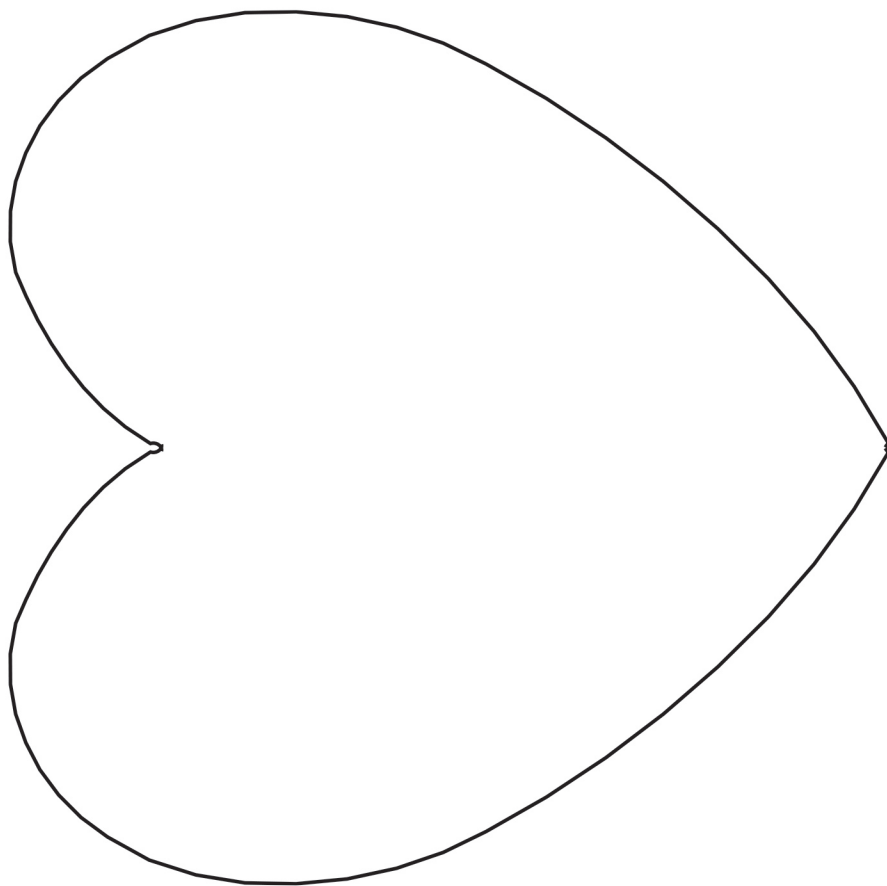
SIN



SIN




**God loved us so much that...**



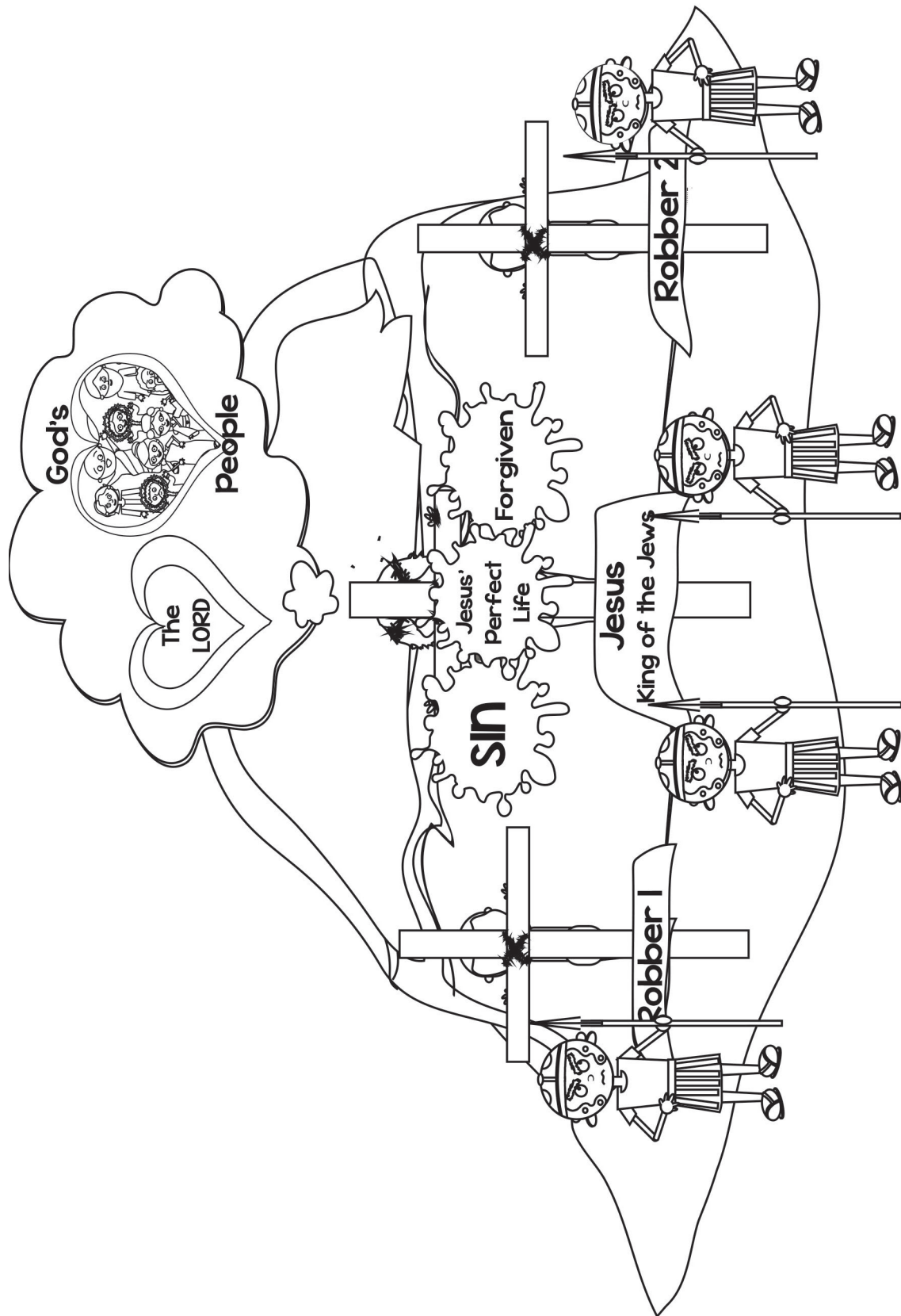
**“I will ransom them from  
the power of Sheol.  
I will redeem  
them from death.”  
Hosea 13:14, HCSB**

**He sent Jesus to pay for the sins of God's people on the cross!**



**Who are God's people? They are all those who tury away from disobeying  
God and trust in Jesus as their Savior!**

**This is God's promise to all... even to you and me!**



Our Big Question is: "What Did Jesus Come to Do?" We've learned that "Jesus Came to Bring Us to God... He Died on the Cross for the Sins of God's People!" That was the only way God's people could be forgiven their sins. You see, all people have chosen to disobey God and His good ways. No one lives the perfect life that pleases God. That is why we all deserve His punishment! God would have been perfectly fair to punish us for our sins. But, He is so full of mercy and love that He chose to make a way for us to be saved. He sent Jesus to live the perfectly obedient life that none of us have lived. Then, Jesus offered up His perfect life to be the full payment for the sins of all who would ever turn away from disobeying God and trust in Jesus as their Savior. We, too, can be God's people when we turn away from our sins and trust in Jesus as our own Savior.

## The Case of the Great Price Jigsaw Puzzle Page Matthew 27; Mark 15; Luke 23; John 19


*Make copies of picture and cut out into an appropriate number of pieces for your children.*

*Or, you can print out color versions of this puzzle by downloading it from [praisefactory.org](http://praisefactory.org).*

Our Big Question is: "What Did Jesus Come to Do?" We've learned that "Jesus Came to Bring Us to God... He Died on the Cross for the Sins of God's People!" That was the only way God's people could be forgiven their sins. You see, all people have chosen to disobey God and His good ways. No one lives the perfect life that pleases God. That is why we all deserve His punishment! God would have been perfectly fair to punish us for our sins. But, He is so full of mercy and love that He chose to make a way for us to be saved. He sent Jesus to live the perfectly obedient life that none of us have lived. Then, Jesus offered up His perfect life to be the full payment for the sins of all who would ever turn away from disobeying God and trust in Jesus as their Savior. We, too, can be God's people when we turn away from our sins and trust in Jesus as our own Savior.



**CAN YOU GUESS Bible Truth 5:**  
**What Did Jesus Come to Do?**  
**Jesus Came to Bring Us to God...**



**He Rose from the \_\_\_\_ \_\_\_\_ \_\_\_\_ \_\_\_\_ !**

**HINT: What is the opposite of being alive? It starts with a "d"  
and it rhymes with "red."**



## Deep Down Detective Devotion: Unit 9, Bible Truth 5, Lesson 1



### Big Question 9: What Did Jesus Come to Do?

**Answer:** Jesus Came to Bring Us to God... He Rose from the Dead!

### Bible Truth 5 Meaning

Jesus suffered on a cross for the sins of God's people. He took the punishment for sins that they deserved so that they might become God's dearly-loved people. Jesus died that day. His friends buried His body in a cave-grave. But death could not keep Jesus dead! On the third day, God raised up Jesus' body from the grave. Yes, Jesus was alive, never to die again! He had beaten sin and death. He had made the way for us to come to God.

Now God's people could have special closeness with God in their hearts. And when they died, they would go to live with God. And at the end of time, God would raise their bodies from their graves—just like He raised Jesus' body. New and perfect bodies, ready to live with Him in a beautiful, new heaven and earth forever.

### How do I know this is true? The Bible tells me so!

"Why do you seek the living among the dead? He is not here, but has risen."--- Luke 24:5-6, ESV

### Some Questions for You

1. Was Jesus a sinner? *No.*
2. Did Jesus ever disobey God? *No.*
3. Whose punishment for sins did Jesus take on the cross? *That of God's people.*
4. What did Jesus' friends do with Jesus' body when He died? *Buried it in a cave grave.*
5. Did Jesus stay dead? *No, He did not.*
6. Why didn't Jesus stay dead? *He beat death on the cross, so God raised up His body. He was alive forever and ever.*
7. Who did Jesus beat death for? *All of God's people.*
8. How can we be God's people? *By turning away from our sins and trusting in Jesus as our Savior.*
9. What will God's people enjoy? *Special closeness with God in their hearts now. Then when they die, their spirits will go to live with God forever. And on the last day when Jesus comes back, God will raise their bodies from their graves and make them brand-new and perfect, ready to live with Him in the new heaven and earth forever.*

### Let's Pray!

- A** Jesus, we praise You for being our Savior. You came to bring us to God. We praise You for being powerful enough to beat sin and death!
- C** Jesus, we are all sinners who have chosen to disobey God and His good laws. We deserve His punishment. We need to turn to You for forgiveness. We need You to be our Savior!
- T** Thank You, Jesus, for dying on the cross to save all who trust in You as their Savior. Thank You for rising from the dead in victory! You show us that You really have beaten sin and death for all who turn away from their sins and trust in You as their Savior.
- S** Jesus, work in our hearts. Help us to turn away from our sins. Help us to trust in You as our Savior. Help us to love You and live for You more and more. Jesus, come back soon! We long for the day when You will bring sin and death to an end forever. Help us to be ready for that day! In Jesus' name, we pray, Amen.

### Let's Sing about What We're Learning!

#### Big Q & A 9 Song from Deep Down Detectives ESV Songs 9, track 12 (sung to the tune of "This Old Man")

What did Jesus come to do?  
 What did Jesus come to do?  
 Jesus came to bring us to God.  
 That's what Jesus came to do!

#### Big Question 9 Action Rhyme Song from Deep Down Detectives ESV Songs 9, track 13

##### Refrain

What did Jesus come to do?  
 Jesus came to bring us to God.  
 What did Jesus come to do?  
 Jesus came to bring us to God.

##### Verse 1


In the beginning, people enjoyed  
 Perfect fellowship with God.  
 But they disobeyed,  
 their fellowship lost.  
 Would things always  
 stay this way? *Refrain*

##### Verse 2

At just the right time,  
 God sent His Son  
 to pay for His people's sins,  
 He offered His life, the perfect sacrifice,  
 Gave them fellowship  
 with God again. *Refrain*

##### Verse 3

On the third day,  
 Jesus rose from the grave,  
 Then He went back home to heav'n.  
 Now all who repent  
 and believe in Him,  
 Can know God forever. *Refrain*



**“Why do you seek the living among the dead? He is not here, but has risen.” Luke 24:5-6, ESV**



## Deep Down Detective Devotion: Unit 9, Bible Truth 5, Lesson 2



### Big Question 9: What Did Jesus Come to Do?

**Answer:** Jesus Came to Bring Us to God... He Rose from the Dead!

### How do I know this is true? The Bible tells me so!

"Why do you seek the living among the dead? He is not here, but has risen."--- Luke 24:5-6, ESV

**Learn a Little:** "He is not here; [He] has risen!"

### Meaning

The Bible tells us that on the third day after Jesus died, some women who loved Jesus went to the cave-grave where He was buried to take care of His dead body. But angels came and told them the good news: "Jesus is alive! He has risen from the dead!" Jesus was not in that cave at all! He was alive forevermore!

### Some Questions for You

1. Who was looking for a dead person? *Some women who were Jesus' friends/disciples.*
2. Who was the dead person they were looking for? *Jesus.*
3. What had happened to Jesus? *He had risen from the dead.*
4. What did Jesus show He had beaten when He rose from the dead? *Sin and death for God's people.*
5. How long would Jesus be alive this time? *Forever!*
6. How can we become one of God's people? *By turning away from our sins and trusting in Jesus as our Savior.*

### Let's Pray!

- A** Jesus, we praise You for being our Savior. You came to bring us to God. We praise You for being powerful enough to beat sin and death!
- C** Jesus, we are all sinners who have chosen to disobey God and His good laws. We deserve His punishment. We need to turn to You for forgiveness. We need You to be our Savior!
- T** Thank You, Jesus, for dying on the cross to save all who trust in You as their Savior. Thank You for rising from the dead in victory! You show us that You really have beaten sin and death for all who turn away from their sins and trust in You as their Savior.
- S** Jesus, work in our hearts. Help us to turn away from our sins. Help us to trust in You as our Savior. Help us to love You and live for You more and more. Jesus, come back soon! We long for the day when You will bring sin and death to an end forever. Help us to be ready for that day! In Jesus' name, we pray, Amen.

### Let's Sing Our Bible Verse!

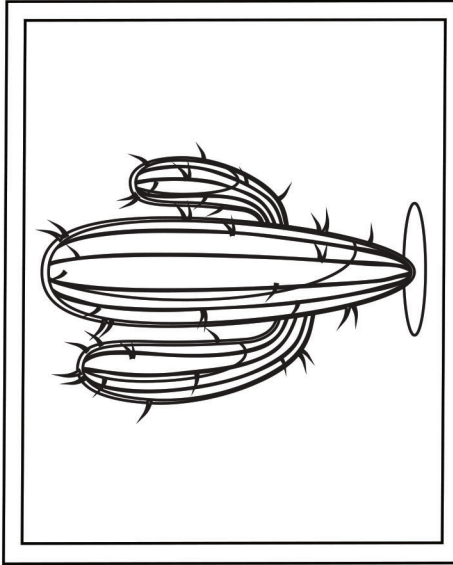
**Why Do You Seek?: Luke 24:5-6** *from Deep Down Detectives ESV Songs 9, track 31*

Why do you seek the living among the dead?  
Why do you seek the living among the dead?  
He's not here, but has risen.  
Jesus has risen.  
Why do you seek the living among the dead?  
Why do you seek the living among the dead?  
Luke Twenty-four, five and six.

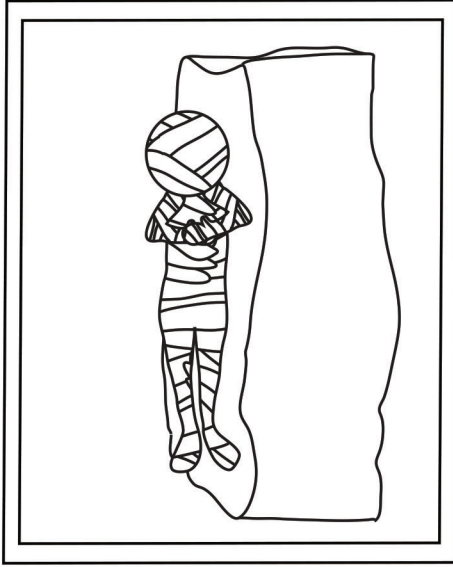
Which four of these clues belong in our story? Which two do not? Put an X in the boxes of the four that belong.


☐

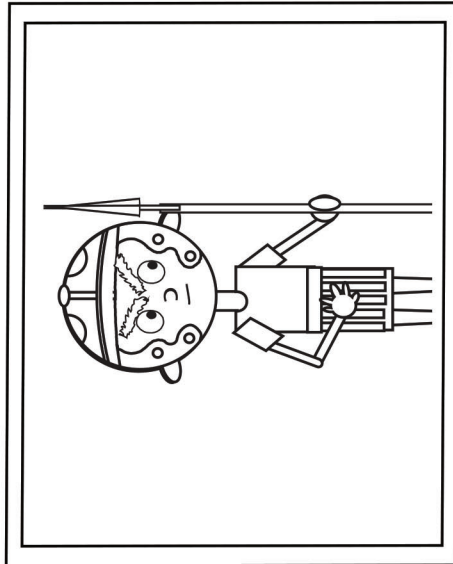
**An Angel**


☐

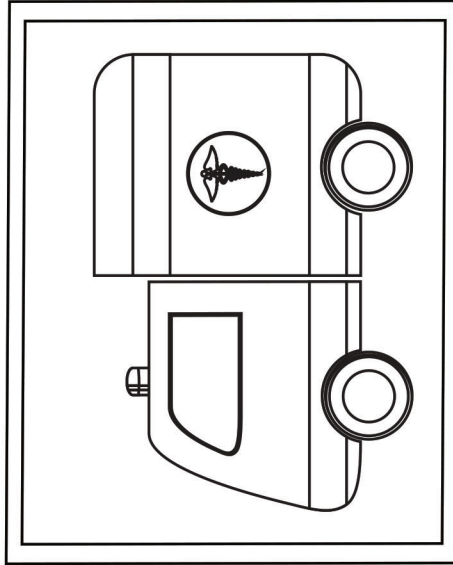
**A Cactus**


☐


**A Dead Body**


☐

**A Soldier**


☐

**An Ambulance**


☐

**A Weeping Woman**

Answer: The angel, the dead body, the soldier, and the weeping woman belong. The cactus and the ambulance do not.

## Deep Down Detective Devotion: Unit 9, Bible Truth 5, Lesson 3



### Big Question 9: What Did Jesus Come to Do?

**Answer:** Jesus Came to Bring Us to God... He Rose from the Dead!

### Bible Truth 5 Meaning

Jesus suffered on a cross for the sins of God's people. He took the punishment for sins that they deserved so that they might become God's dearly-loved people. Jesus died that day. His friends buried His body in a cave-grave. But death could not keep Jesus dead! On the third day, God raised up Jesus' body from the grave. Yes, Jesus was alive, never to die again! He had beaten sin and death. He had made the way for us to come to God.

Now God's people could have special closeness with God in their hearts. And when they died, they would go to live with God. And at the end of time, God would raise their bodies from their graves—just like He raised Jesus' body. New and perfect bodies, ready to live with Him in a beautiful, new heaven and earth forever.

### How do I know this is true? The Bible tells me so!

"Why do you seek the living among the dead? He is not here, but has risen."--- Luke 24:5-6, ESV

### Some Questions for You

1. Who knew that Jesus was dead? *Everyone did. Jesus' enemies and friends both saw Him suffer and die on the cross.*
2. What did they do with Jesus' body after He died? *They wrapped it in linen and put it in a grave cave.*
3. What did they do to make sure that Jesus' body stayed in the grave cave? *They rolled a big stone across the hole and had soldiers stand watch and guard.*
4. What happened to Jesus on third day, that wonderful Sunday? *God raised Jesus from the dead. He had beaten sin and death for God's people! He gave Him a new life resurrection body, especially made for heaven. Jesus got up from the grave cave and left!*
5. What scared the soldiers on that wonderful Sunday when Jesus rose from the dead? *The big earthquake and the angel who came down from heaven and rolled the stone away.*
6. Who did Jesus talk to on that wonderful Sunday? *Many of His close friends.*
7. How can we become one of God's people? *By turning away from our sins and trusting in Jesus as our Savior.*

### Let's Pray!

- A** Jesus, we praise You for being our Savior. You came to bring us to God. We praise You for being powerful enough to beat sin and death!
- C** Jesus, we are all sinners who have chosen to disobey God and His good laws. We deserve His punishment. We need to turn to You for forgiveness. We need You to be our Savior!
- T** Thank You, Jesus, for dying on the cross to save all who trust in You as their Savior. Thank You for rising from the dead in victory! You show us that You really have beaten sin and death for all who turn away from their sins and trust in You as their Savior.
- S** Jesus, work in our hearts. Help us to turn away from our sins. Help us to trust in You as our Savior. Help us to love You and live for You more and more. Jesus, come back soon! We long for the day when You will bring sin and death to an end forever. Help us to be ready for that day! In Jesus' name, we pray, Amen.

### Let's Praise God Right Now!

#### Big Q & A 9 Hymn: To God Be the Glory

from *Deep Down Detectives* ESV Songs 9, track 18

##### Verse 1

To God be the glory, great things He hath done;  
So loved He the world that He gave us His Son.  
Who yielded His life, an atonement for sin,  
And opened the lifegate that all may go in.

##### Refrain

Praise the Lord, praise the Lord, Let the earth hear His voice.  
Praise the Lord, praise the Lord, Let the people rejoice.  
O, come to the Father through Jesus the Son,  
And give Him the glory, great things He hath done.

#### Big Question 9 Praise Song: Blessed Be the Name

from *Deep Down Detectives* ESV Songs 9, track 19

Blessed be the name, Blessed be the name,  
Blessed be the name of the Lord;  
Blessed be the name, Blessed be the name,  
Blessed be the name of the Lord.

Go to the *Deep Down Detectives* Parent Resources for Unit 9 to get the Bible story and many more resources and songs for this unit at [praisefactory.org](http://praisefactory.org)

**Deep Down Devotions: Unit 9, Bible Truth 5 Story Concepts****P.1****The Case of the Unexpected Ending***Matthew 27-28; Mark 15-16; Luke 24; John 20-21*

Dear Parents,

**Big Question #9 is:** "What Did Jesus Come to Do?" Your child is learning that "Jesus Came to Bring Us to God... He Rose from the Dead.."

Here's a copy of the Bible story they are learning along with the "Listening Assignment" for each lesson. These assignments provide a different teaching emphasis for each lesson, helping the children dig deeper into each Bible truth. They match up with your child's take home for each lesson. We hope that these resources help your family to dig down deeper into the truths of God's Word!" Happy digging!

•many more resources for this Big Question can be found online at [www.praisefactory.org](http://www.praisefactory.org)•

**Listening Assignments**

**"Hey, Kids! Detective Dan, here. Listen carefully to the story and help me answer these questions:**

**Detective Dan's Lesson #1 Listening Assignment:**

I need to find out:

- 1. How did Jesus die?**
- 2. What was unexpected about His death?**

**Detective Dan's Lesson #2 Listening Assignment:****Our Bible Verse is Luke 24:5-6****"Why do you seek the living among the dead? He is not here, but has risen."**

I need to find out:

- 1. Who was looking for a dead man? What did they find instead?**
- 2. What had happened to the dead man? Why?**

**Detective Dan's Lesson #3 Listening Assignment:**

I found six clues, but only 4 of them are in the story.

They are: an angel; a cactus; a dead body; a soldier; an ambulance; and, a weeping woman.

*Hold each of them up for the children to see as you identify them.*

I need to figure out:

- 1. Which four belong in the story and which two don't?**
- 2. What did the weeping woman have to praise God about?**

**Read the assignment questions, THEN SAY,**

**"Ok, Deep Down Detectives! Put on your best listening ears and see if you can hear the answers to Detective Dan's questions. When I finish telling the story, we will see if we can answer all the questions."**

*Read the Bible Truth story, answer questions, present the gospel and lead in prayer.*

*Answers to questions; the gospel; and, ACTS prayer are included with the story text.*

**Bible Story for Big Question 9, Bible Truth 5** use with all THREE lessons**P.2****The Case of the Unexpected Ending** *Matthew 27-28; Mark 15-16; Luke 24; John 20-21**Story with lines separating paragraphs (text in bold, optional interaction cues in italics)*

**Soldiers led Jesus and two robbers away to the hill called Golgotha, outside of Jerusalem. The soldiers put the three men up on crosses to be punished. Everyone knew what would come next. This was the end of Jesus.**

**Jesus' enemies were happy about this. "Jesus was a bad man. He was a fake Savior," they thought.**

**They said mean things to Jesus, as He hung on the cross: "You saved others, now save yourself, if you really are the Savior sent from God!" they shouted at Him. "Come down from that cross, if you can!"**

**But no matter what His enemies said or did to Him, Jesus did not come down. He stayed up on that cross and suffered and died.**

**Were those enemies right? Was Jesus just a fake Savior?**

*What do you think?*

**Jesus' followers were there, too, watching Jesus as He suffered and died on the cross. They were sad and confused. They believed Jesus was the REAL Savior, but they thought He had come to save God's people by getting rid of the Roman enemies and becoming the great, new, Messiah king in Israel.**

**They cried to see Jesus suffer and die. This wasn't what they thought should happen to Jesus! They had seen God's mighty power at work in Jesus. Would God use it now to rescue Jesus? Would God bring Jesus down off the cross and make Him king after all?**

*What do you think?*

**No, God would not. Jesus stayed up on that cross and suffered and died. But NOT because He was a fake as His enemies thought, and NOT because He failed to be the new king His followers thought He should be.**

**Jesus stayed on that cross because He loved God, His Father, and He loved God's people. Jesus WAS the Savior, and THIS was God's plan to save God's people. The cross was where Jesus CHOSE to be. He was suffering and dying there to take God's punishment for their sins, so they wouldn't have to. This was the only way they could be forgiven and could live forever with God as His people.**

**So, for three hours, from noon to three, Jesus hung on that cross. And as He did, the sun stopped shining and the land went dark. It was as if the very world was dark with the sadness of what Jesus was doing for God's people. "My God, My God, why have You forsaken Me?" Jesus cried out, as God's punishment for the sins of God's people bore down upon Him. These were the words the LORD had given King David, many years earlier, telling what Jesus would do to save God's people.**

**Oh, what a terrible price Jesus paid for the sins of God's people, as He hung on the cross! None of us could pay for our sins, even if we suffered a lifetime for them. Yet in just three hours, Jesus, the Son of God, paid for all of the sins of all of God's people with His perfect life. Such a lot of suffering in such a little time!**

**At last, Jesus cried out again. "It is finished," He said, as He breathed His last breath and died. The ground shook and the curtain in the Temple that separated God from the people tore in two. "Surely, this was the Son of God," exclaimed one soldier, who watched it all.**

**Bible Story for Big Question 9, Bible Truth 5** use with all THREE lessons**P.3***Story with lines separating paragraphs (text in bold, optional interaction cues in italics)*

Jesus' followers took Jesus' body down from the cross. They wrapped it in linen and nice-smelling spices and placed it in a cave-grave. They rolled the huge stone in place. Soldiers stood guard outside the cave-grave to make sure no one took Jesus' body. Jesus was dead and His enemies wanted to make sure everyone knew that.

Friday passed, then Saturday. Day One and Two. Jesus' body lay dead in that grave. "It is finished," Jesus' enemies happily thought. "Jesus is dead. His life is over. That fake is gone for good."

"It is finished," Jesus' friends sadly thought. "Jesus is dead. His life is over. The Messiah King is gone for good."

It certainly looked like Jesus' friends and enemies were both right. Jesus' life seemed finished. But they were both **WRONG!** They didn't understand what Jesus meant when He said, "It is finished." Jesus didn't mean His **LIFE** was finished. He meant His **JOB** was finished. He had finished suffering and dying for the sins of God's people. He had beaten sin and death for them. Jesus was **NOT** gone, only the sins of God's people were!

That's why on Sunday, Day Three, a mighty change happened in that dark cave-grave that neither Jesus' enemies nor His followers expected.

*What do you think was about to happen?*

Jesus had beaten sin and death, and death could no longer hold Him. God raised Him up and filled Him with new life. Off came the white, grave sheets wrapped around Jesus' body! Now Jesus had a new resurrection body, specially made to live forever in heaven. Jesus was alive forevermore! It was time to tell the world!

The ground had shaken when Jesus died, and now it shook again when He rose to life. An angel came down from heaven and rolled away the huge stone from the opening to the cave-grave. Oh, how terrified were those soldiers as they watched! What was going on?!!!

Jesus' friends were scared, too. "He's not here, He has risen! Look for yourselves," the angel told them. Yes, the cave-grave was empty! Jesus was alive!

Jesus appeared to many of His followers on that wonderful Sunday. He appeared to the women who had come to His grave to care for His dead body. "It is I! I am alive! I have risen from the dead!" Jesus told them. How happy they were!

Then, Jesus appeared to other of His friends, as they walked down the road to Emmaus. "God's Word promised I would suffer and die for God's people. Now, it is done!" Jesus told them. How happy they were! Jesus had beaten sin and death for God's people.

And last of all, Jesus appeared to ten of His closest followers on that wonderful Sunday, "It is I! I am alive! I have risen from the dead!" Jesus told them. How happy they were!

Now, they understood what had been finished when Jesus suffered and died on the cross. It wasn't Jesus' life but the punishment for the sins of God's people that was finished that day.

Yes, Jesus had beaten sin and death for God's people --all people who would ever turn away from disobeying God and trust in Jesus as their Savior. And now, because of what Jesus did on the cross, they could know and love God in their hearts through the Holy Spirit. And one day, they would get to live happy with God forever in heaven. Thank You, Jesus, for what You did for God's people! Thank You, for making the way for us to be God's people, too, when we turn from our sins and trust in You as our Savior.



**Cracking the Case:** (story wrap-up for Listening Assignments)

It's time to see how we did with our Listening Assignment.

**Detective Dan's Lesson 1 Listening Assignment:**

**1. How did Jesus die?** He suffered and died on a cross.  
**2. What was unexpected about His death?** Jesus died on a cross like a bad man, but He had done nothing wrong. On the third day, He rose up from the grave. He had beaten sin and death for God's people.

**For You and Me:**

Jesus died on the cross for the sins of God's people. He rose from the dead, proving He had really beaten sin and death for them. We can be God's people, too, if we turn away from our sins and trust in Jesus as our Savior.

**Detective Dan's Lesson 2 Listening Assignment:****Our Bible Verse is Luke 24:5-6, ESV:**

"Why do you seek the living among the dead? He is not here, but has risen."

**1. Who was looking for a dead man? What did they find instead?** Some women who were Jesus' friends went to the cave-grave to tend to His dead body. They didn't find His body. Instead, they found an angel and an empty cave-grave.

**2. What had happened to the dead man? Why?** Jesus had risen from the dead. He had beaten sin and death for God's people. God raised Him up from the dead to live forevermore. Death could not hold Him in the grave.

**For You and Me:**

Jesus died on the cross for the sins of God's people. He rose from the dead, proving He had really beaten sin and death for them. We can be God's people, too, if we turn away from our sins and trust in Jesus as our Savior.

**Detective Dan's Lesson 3 Listening Assignment:**

Our six clues were: an angel; a cactus; a dead body; a soldier; an ambulance; and, a weeping woman.

**1. Which four belong in our story?** The angel, the dead body, the soldier, and the weeping woman.

**2. What did the weeping woman have to praise God about?** She praised God for raising Jesus from the dead! She praised God for beating sin and death for God's people!

**For You and Me:**

Jesus died on the cross for the sins of God's people. He rose from the dead, proving He had really beaten sin and death for them. We can be God's people, too, if we turn away from our sins and trust in Jesus as our Savior.

**The Gospel** (story wrap-up if NOT using Listening Assignments)**Our Bible Truth is:****What Did Jesus Come to Do?****Jesus Came to Bring Us to God...****He Rose from the Dead!**

What did Jesus come to do? Jesus came to bring us to God... He rose from the dead. What a wonderful day it was when Jesus rose from the dead! That was the proof that Jesus had really paid for all of God's people's sins! You see, all people have chosen to disobey God and His good ways. No one lives the perfect life that pleases God. That is why we all deserve His punishment for our sins. God would have been perfectly fair to give us all His punishment for sins. But, He is so full of mercy and love that He chose to save His people through Jesus. Jesus died on the cross to take all the punishment for the sins of God's people. Jesus died and was buried that sad day; but, He didn't stay that way! On Day Three, God raised Jesus up from the dead. Jesus had really done it! He had beaten sin and death for God's people.

And Jesus was just the first! Now all of God's people --all who turn from their sins and trust in Jesus as their Savior -- get to share in Jesus' gifts of salvation. They get to know God in their hearts all the days of their lives. When they die, their spirits will go to live with God forever. And at the very end of time, God will give them another gift-- perfect, brand-new bodies, like Jesus' to enjoy forever. We, too, can be God's people when we turn away from our sins and trust in Jesus as our own Savior. *Close in prayer.*

**Closing ACTS Prayer**

- A** Jesus, we praise You for being our Savior. You came to bring us to God. We praise You for being powerful enough to beat sin and death!
- C** Jesus, we are all sinners who have chosen to disobey God and His good laws. We deserve His punishment. We need to turn to You for forgiveness. We need You to be our Savior!
- T** Thank You, Jesus, for dying on the cross to save all who trust in You as their Savior. Thank You for rising from the dead in victory! You show us that You really have beaten sin and death for all who turn away from their sins and trust in You as their Savior.
- S** Jesus, work in our hearts. Help us to turn away from our sins. Help us to trust in You as our Savior. Help us to love You and live for You more and more. Jesus, come back soon! We long for the day when You will bring sin and death to an end forever. Help us to be ready for that day! In Jesus' name, we pray, Amen.



**Deep Down Detectives Devotions: Big Question 9, Bible Truth 5 Key Concepts** p.5**Unit 9: Jesus, Immanuel, God with Us**

**Unit Big Question (and Answer):** What Did Jesus Come to Do? Jesus Came to Bring Us to God!

**Unit Bible Verse:** “Christ suffered once for sins, the righteous for the unrighteous, that He might bring us to God.” 1 Peter 3:18, ESV

**Bible Truth 5 Concept: Jesus Came to Bring Us to God... He Rose from the Dead!**

Jesus suffered on a cross for the sins of God’s people. He took the punishment for sins that they deserved so that they might become God’s dearly-loved people. Jesus died that day. His friends buried His body in a cave-grave. But death could not keep Jesus dead! On the third day, God raised up Jesus’ body from the grave. Yes, Jesus was alive, never to die again! He had beaten sin and death. He had made the way for us to come to God.

Now God’s people could have special closeness with God in their hearts. And when they died, they would go to live with God. And at the end of time, God would raise their bodies from their graves—just like He raised Jesus’ body. New and perfect bodies, ready to live with Him in a beautiful, new heaven and earth forever.

**Bible Truth 5 Bible Verse: Luke 24:5-6, ESV**

“Why do you seek the living among the dead? He is not here, but has risen.”

**Learn a Little:** “He is not here; [He] has risen!”

**Meaning**

The Bible tells us that on the third day after Jesus died, some women who loved Jesus went to the cave-grave where He was buried to take care of His dead body. But angels came and told them the good news: “Jesus is alive! He has risen from the dead!” Jesus was not in that cave at all! He was alive forevermore!

**Bible Truth 5 ACTS Prayer**

- A** Jesus, we praise You for being our Savior. You came to bring us to God. We praise You for being powerful enough to beat sin and death!
- C** Jesus, we are all sinners who have chosen to disobey God and His good laws. We deserve His punishment. We need to turn to You for forgiveness. We need You to be our Savior!
- T** Thank You, Jesus, for dying on the cross to save all who trust in You as their Savior. Thank You for rising from the dead in victory! You show us that You really have beaten sin and death for all who turn away from their sins and trust in You as their Savior.
- S** Jesus, work in our hearts. Help us to turn away from our sins. Help us to trust in You as our Savior. Help us to love You and live for You more and more. Jesus, come back soon! We long for the day when You will bring sin and death to an end forever. Help us to be ready for that day! In Jesus’ name, we pray, Amen.

**Bible Truth 5 Story**

**The Case of the Unexpected Ending** *Matthew 27-28; Mark 15-16; Luke 24; John 20-21*

---

## Big Question 9, Bible Truth 5 Overview: Key Concepts

---

p.6

### Songs Used in Bible Truth 5

---

Big Q & A 9 Song

Big Question 9 Song: What Did Jesus Come to Do?

Big Question 9 Bible Verse Song: Christ Once Suffered for Sins 1 Peter 3:18, ESV

*Extra Big Question 9 Bible Verse Song: For Christ Suffered Once for Sin*

*Extra Big Question 9 Bible Verse Song: For God So Loved the World John 3:16, ESV*

Big Question 9 Hymn: To God Be the Glory, v.1

Big Question 9 Praise Song: Blessed Be the Name

Bible Truth 5 Bible Verse: Why Do You Seek? Luke 24:5-6, ESV

Bible Truth 5 Extra Bible Verse: I Am the Living One Revelation 1:17-18, ESV

Bible Truth 5 Extra Bible Verse: He Is the Head of the Body Colossians 1:18, ESV

listen to or download songs for free at <https://praisefactory.org>: Deep Down Detectives Music page

## **Go and Tell Bible Truth Concept Craft**

---

### **Jesus Came to Bring Us to God... He Rose from the Grave!**

#### **Craft Description**

The children a card with a stone that rolls away from Jesus' grave.

#### **Materials**

White paper or cardstock  
2 Paper Fasteners per craft  
Markers or crayons  
Glue  
Stickers of flowers, if desired

#### **Preparations**

1. Print out the craft pages and make 1 copy per child of them on white paper or cardstock (double-sided).
2. Cut out around the Jesus figures, the stones for the tombs.
3. Fold paper along middle of long side forming a card.
4. Set out markers/crayons, glue (and stickers, if using them).

#### **Introducing the Craft:**

"Our Big Question is: 'What Did Jesus Come to Do?'" We've learned that "Jesus Came to Bring Us to God... He Rose from the Dead!" That's something very good to know. But many people don't know that. So do you know what God wants us to do? He wants us to go and tell others this very important news. So today we are going to make something we can show and tell them, too. Here's what it looks like..." (Hold up example of craft)

#### **Directions**

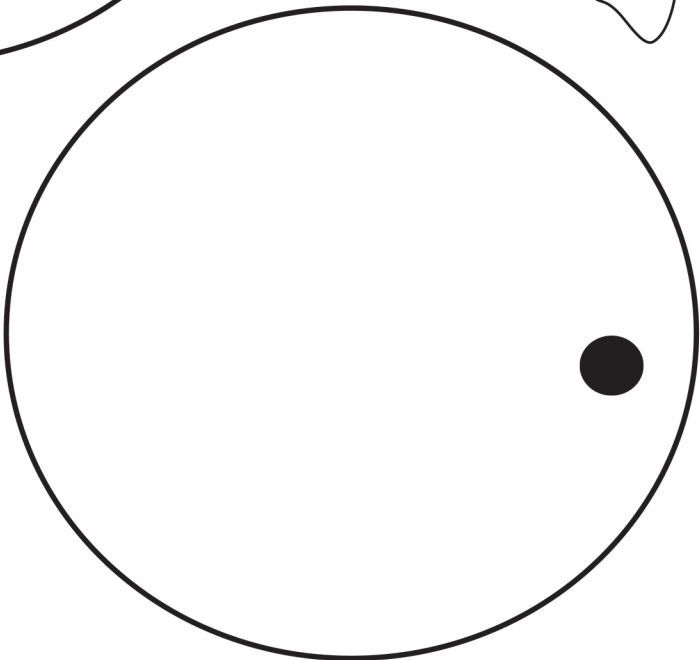
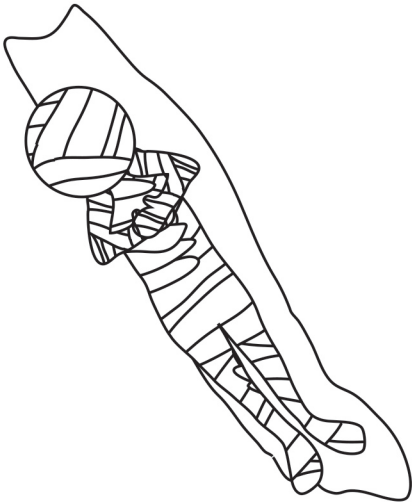
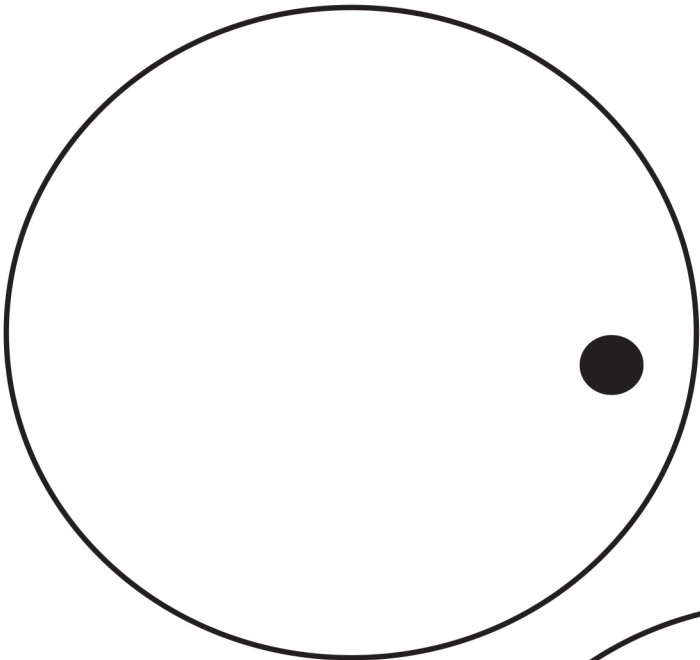

1. Show children your finished craft, reading the words to them.
2. Have the children glue Jesus' body wrapped in clothes in the tomb area on the front of the card.
3. On the inside, have the children color garden area. If desired, you can add flowers and trees stickers. You could also give them stickers of flowers to decorate with.
4. As the children finish, put the stones in place with the paper fasteners, piercing through both stone and the tomb in the picture. (See dots on card for suggested placement.)
5. Make sure to write each child's name on their craft.
6. If you have time, you can practice saying the words on the card and opening it up, and moving the stone out of the way and showing that Jesus is risen and gone in the second tomb.

#### **Discussion**

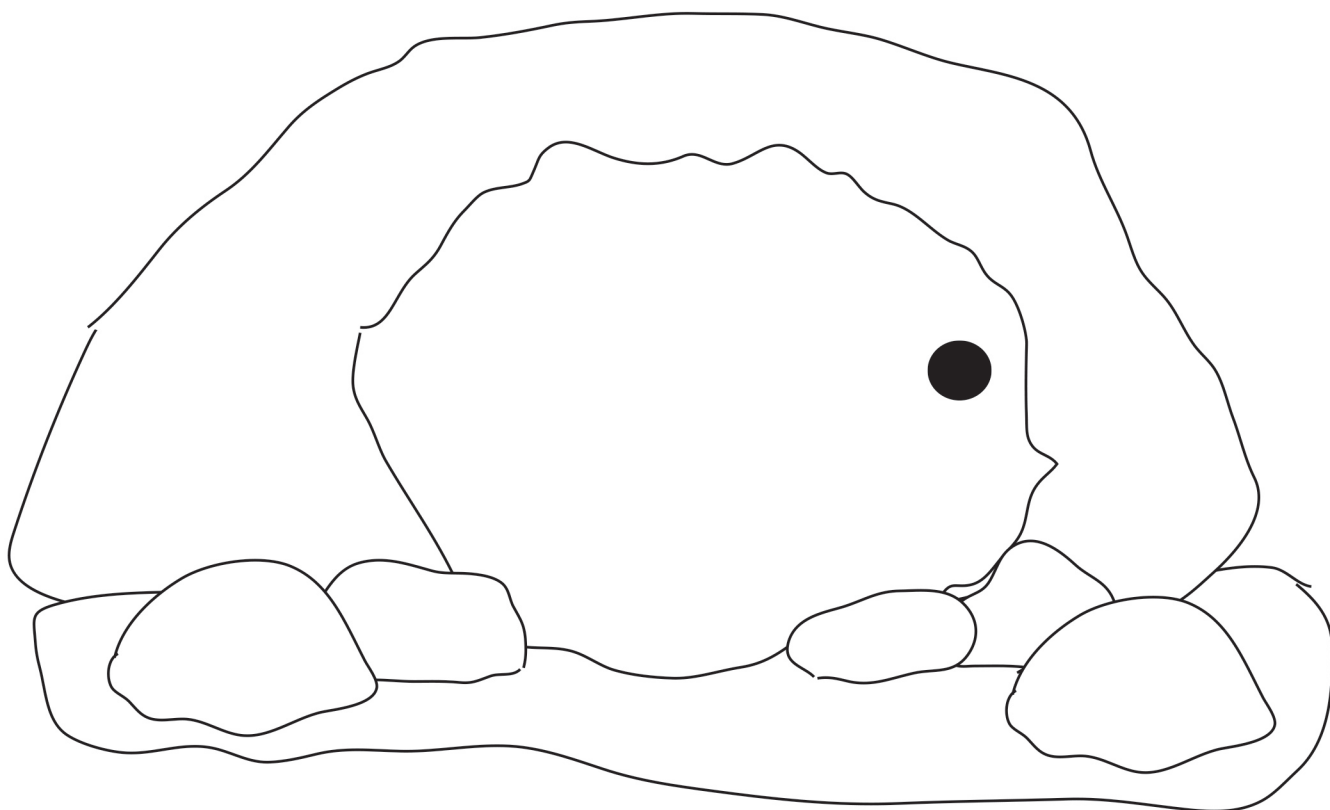
This is an especially good time to re-read the key concepts and discuss them. See Deep Down Discussion Sheet for possible questions to talk about.

#### **Craft Wrap-Up:**

At the end of our time together today, you get to take home your Go and Tell crafts. And what are you going to do with them? Show and tell someone the important news you've learned today: Jesus Came to Bring Us to God... He rose from the dead!



**Jesus died the cross, and was buried in a grave,  
Jesus' friends all cried, It was such a sad, sad day!**

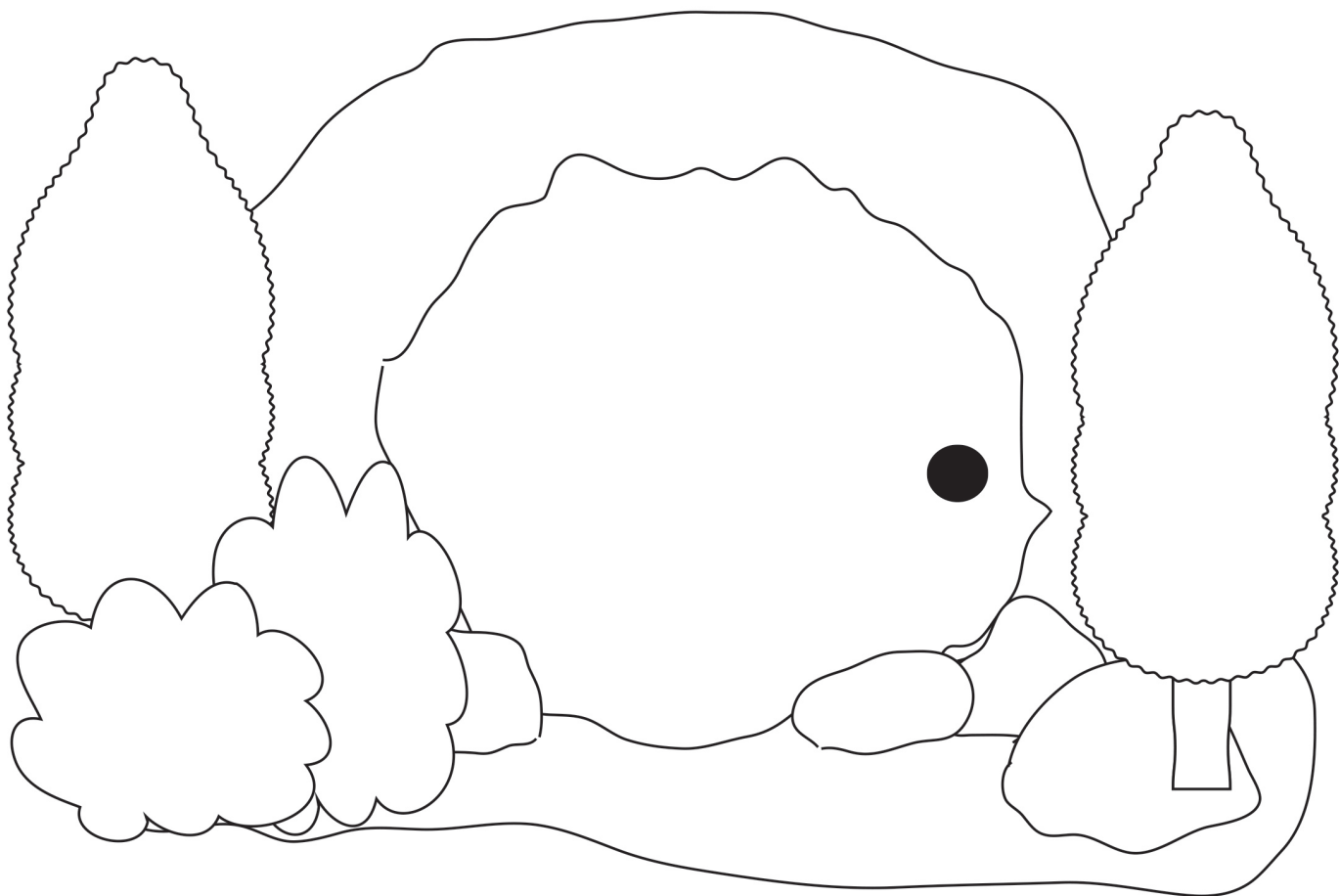



**But look what happened on Day 1,2,3,  
Jesus rose from the dead...  
He had paid the price for sin,  
now He rose in victory!**

**Thank you, Jesus, for paying for God's people's sins!  
Thank you, Jesus for making the way for us to come to God!**

**"Why do you seek the living among the dead?  
He is not here, but has risen."**

**Luke 24:5-6, ESV**





What did Jesus come to do? Jesus came to bring us to God... He rose from the dead. What a wonderful day it was when Jesus rose from the dead! That was the proof that Jesus had really paid for all of God's people's sins! You see, all people have chosen to disobey God and His good ways. No one lives the perfect life that pleases God. That is why we all deserve His punishment for our sins. God would have been perfectly fair to give us all His punishment for sins. But, He is so full of mercy and love that He chose to save His people through Jesus. Jesus died on the cross to take all the punishment for the sins of God's people. Jesus died and was buried that sad day; but, He didn't stay that way! On Day Three, God raised Jesus up from the dead. Jesus had really done it! He had beaten sin and death for God's people. And Jesus was just the first! Now all of God's people --all who turn from their sins and trust in Jesus as their Savior -- get to share in Jesus' gifts of salvation. They get to know God in their hearts all the days of their lives. When they die, their spirits will go to live with God forever. And at the very end of time, God will give them another gift-- perfect, brand-new bodies, like Jesus' to enjoy forever. We, too, can be God's people when we turn away from our sins and trust in Jesus as our own Savior.




# **The Case of the Unexpected Ending Jigsaw Puzzle Page Matthew 27-28; Mark 15-16; Luke 24; John 20-21**

*Make copies of picture and cut out into an appropriate number of pieces for your children.*

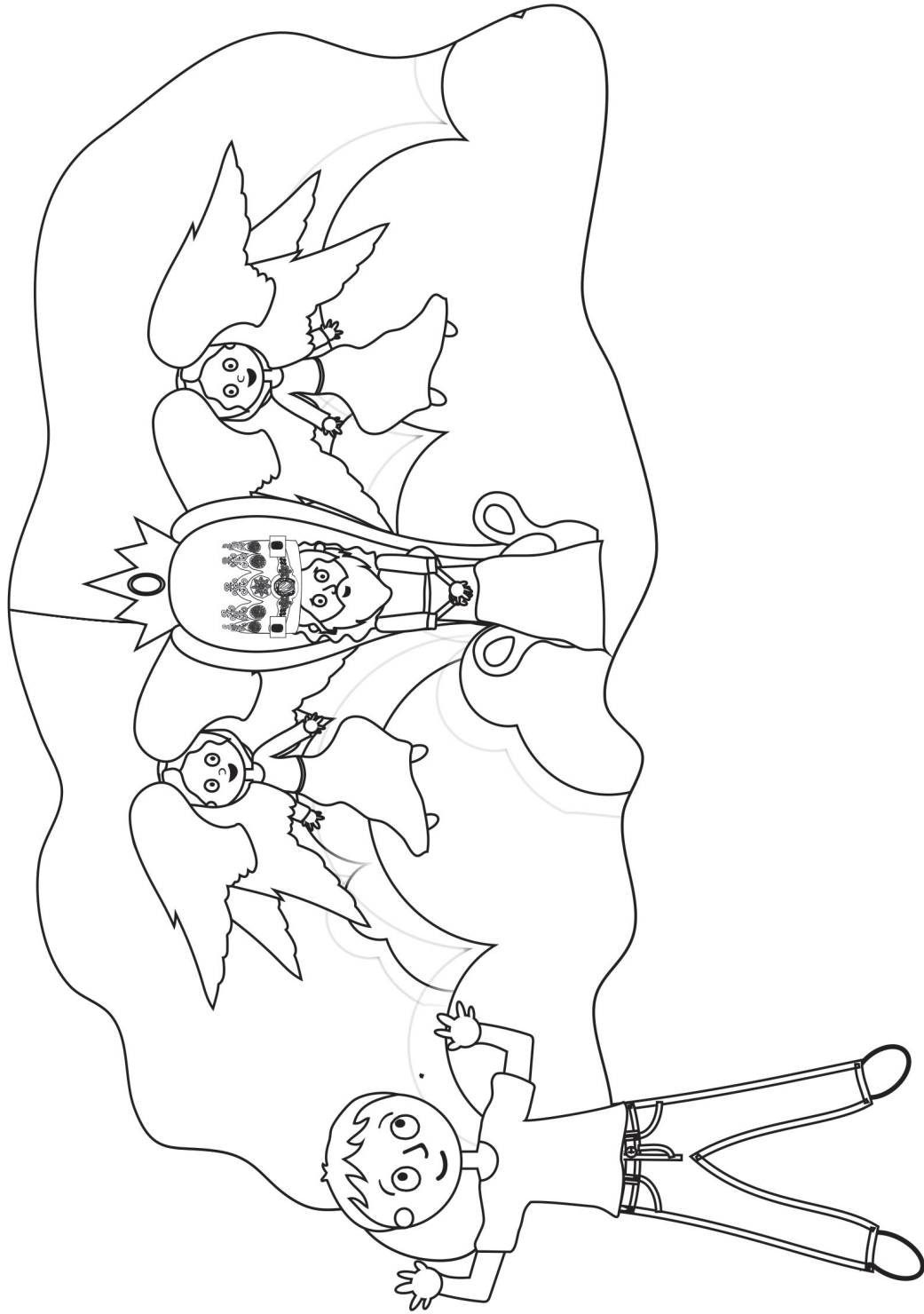
*Or, you can print out color versions of this puzzle by downloading it from [praisefactory.org](http://praisefactory.org).*

What did Jesus come to do? Jesus came to bring us to God... He rose from the dead. What a wonderful day it was when Jesus rose from the dead! That was the proof that Jesus had really paid for all of God's people's sins! You see, all people have chosen to disobey God and His good ways. No one lives the perfect life that pleases God. That is why we all deserve His punishment for our sins. God would have been perfectly fair to give us all His punishment for sins. But, He is so full of mercy and love that He chose to save His people through Jesus. Jesus died on the cross to take all the punishment for the sins of God's people. Jesus died and was buried that sad day; but, He didn't stay that way! On Day Three, God raised Jesus up from the dead. Jesus had really done it! He had beaten sin and death for God's people. And Jesus was just the first! Now all of God's people --all who turn from their sins and trust in Jesus as their Savior -- get to share in Jesus' gifts of salvation. They get to know God in their hearts all the days of their lives. When they die, their spirits will go to live with God forever. And at the very end of time, God will give them another gift-- perfect, brand-new bodies, like Jesus' to enjoy forever. We, too, can be God's people when we turn away from our sins and trust in Jesus as our own Savior.



CAN YOU GUESS Bible Truth 6:

What Did Jesus Come to Do? Jesus Came to Bring Us to God...



He Went Up to ----- in Heaven!

HINT: What is another word for being in charge? It starts with an "r" and it rhymes with "jewel"?

# Deep Down Detective Devotion: Unit 9, Bible Truth 6, Lesson 1



## Big Question 9: What Did Jesus Come to Do?

**Answer:** Hes Not Like Anyone Else... He Went Up to Rule in Heaven!

## Bible Truth 6 Meaning

After Jesus rose from the dead, He appeared to His followers many times. He showed them from the Bible why He had to suffer and die on the cross. He showed them how He had completed all of God's plans to save God's people. Jesus also told them God's plans for them. They were to go to into the whole world, urging everyone to turn away from their sins and trust in Him as their Savior. God would use them to save His people from every part of the world. After Jesus finished teaching His followers all these things, He went home to heaven. At last, once more, Jesus shone with the bright shininess of God's glorious goodness. At last, once more, He delighted in all of the Perfect Wonderfulness of God—that closest, most wonderful love that He had fully enjoyed with God, the Father, and God, the Holy Spirit, before He had gone to earth to be our Savior. Jesus' work on earth was done, but not His work in heaven. Jesus now reigns as king over the whole universe --the King of kings and Lord of lords. He prays and cares for God's people as God's plan for them keeps being worked out here on earth. Jesus is there ruling and caring for God's people even now! And one day, He will come back to earth. He will put an end to sin and death forever. And in the new heaven and earth God will make, He will live face-to-face with God's people forever. That will be best of all! We can be God's people when we turn away from our sins and trust in Jesus as our Savior.

## How do I know this is true? The Bible tells me so!

"Jesus Christ, who has gone into heaven and is at the right hand of God, with angels, authorities, and powers having been subjected to him." --- 1 Peter 3:21-22, ESV

## Some Questions for You

1. Who did Jesus appear to, after He rose from the dead? *Lots of His followers (disciples) many times.*
2. What did Jesus tell His disciples? *Why He had to suffer and die on the cross; how the Bible shows God's plan for Him to take the punishment for the sins of God's people on the cross; and, to go into all the world and tell others how they can become God's people.*
3. Where did Jesus go home to? *To heaven.*
4. What did Jesus enjoy when He went home to heaven? *The closest, most wonderful love together with God the Father and God the Holy Spirit. The bright, shininess of God's glory. The riches of heaven. The praise of the angels for saving God's people.*
5. What does Jesus do in heaven now? *He rules over the whole universe as King of Kings and Lord of Lords. He prays and cares for His people as God's plan for them keeps being worked out here on earth.*
6. What will Jesus do when God's plans are all finished? *He will come back to earth to put an end to sin and death. He will rule and live in God's new heaven and earth with God's people, forever happy.*
8. How can we receive God's forgiveness for our sins? *We need to turn away from our sins and trust in Jesus as our Savior. God loves to forgive our sins and make us His people when we do.*

## Let's Pray

- A** Jesus, we praise You for being our Savior. You came to bring us to God. You died and rose again. You went up to heaven. We praise You for being our great King of Kings who rules over everything.
- C** Jesus, we are all sinners who have chosen to disobey God and His good laws. We deserve His punishment. We need to turn to You for forgiveness. We need You to be our Savior!
- T** Thank You, Jesus, for dying on the cross and for rising from the dead in victory! Thank You for ruling over all things from heaven. Thank You for the promise that You will come back one day and bring an end to sin and death forever.
- S** Jesus, work in our hearts. Help us to turn away from our sins. Help us to trust in You as our Savior. We want to become God's people. Jesus, come back soon! We long for the day when You will bring sin and death to an end forever, and will rule as the great forever king over God's kingdom. Help us to be ready for that day! In Jesus' name, we pray, Amen.

## Let's Sing about What We're Learning!

### Big Q & A 9 Song from Deep Down Detectives ESV Songs 9, track 12 (sung to the tune of "This Old Man")

What did Jesus come to do?  
What did Jesus come to do?  
Jesus came to bring us to God.  
That's what Jesus came to do!

Go to the Deep Down Detectives Parent Resources for Unit 9 to get the Bible story and many more resources and songs for this unit at [praisefactory.org](http://praisefactory.org).

### Big Question 9 Action Rhyme Song from Deep Down Detectives ESV Songs 9, track 13

#### Refrain

What did Jesus come to do?  
Jesus came to bring us to God.  
What did Jesus come to do?  
Jesus came to bring us to God.

#### Verse 1

In the beginning, people enjoyed  
Perfect fellowship with God.  
But they disobeyed,  
their fellowship lost.  
Would things always  
stay this way? *Refrain*

#### Verse 2

At just the right time,  
God sent His Son  
to pay for His people's sins,  
He offered His life, the perfect sacrifice,  
Gave them fellowship  
with God again. *Refrain*

#### Verse 3

On the third day,  
Jesus rose from the grave,  
Then He went back home to heav'n.  
Now all who repent  
and believe in Him,  
Can know God forever. *Refrain*



“Jesus Christ, who has gone into heaven and is at the right hand of God, with angels, authorities, and powers having been subjected to him.” 1 Peter 3:21-22, ESV



## Deep Down Detective Devotion: Unit 9, Bible Truth 6, Lesson 2

**Big Question 9:** What Did Jesus Come to Do?

**Answer:** Hes Not Like Anyone Else... He Went Up to Rule in Heaven!



**How do I know this is true? The Bible tells me so!**

"Jesus Christ, who has gone into heaven and is at the right hand of God, with angels, authorities, and powers having been subjected to him." --- 1 Peter 3:21-22, ESV

**Learn a Little:** "Jesus Christ ... has gone into heaven... and is at the right hand of God."

**Meaning:**

The Bible tells us that after Jesus rose from the dead, He taught His disciples many things from the Bible. But at last, when Jesus finished teaching them, He went up to heaven and began His rule as king, just as God promised He would in the Bible.

That's what being at the right hand of God means. That's a Bible way of saying that Jesus is ruling as the promised, great King who would beat sin and death and save God's people--all who turn away from their sins and trust in Him as their Savior. (That can even be you and me!).

And that what Jesus is still doing even now. He is ruling over everything—not just all people, but all of the angels and other heavenly powers. He is King of Kings and Lord of Lords!

**Some Questions for You**

1. Did Jesus stay dead in His cave-grave? *No, He did not. He rose from the dead.*
2. Who did Jesus talk with after He rose from the dead? *His disciples.*
3. Where did Jesus go after He finished teaching His disciples? *He went up to heaven.*
4. What is Jesus doing in heaven now? *He is ruling over everything.*
5. Who even rules over the angels and other heavenly powers? *Jesus does.*

**Let's Pray!**

- A** Jesus, we praise You for being our Savior. You came to bring us to God. You died and rose again. You went up to heaven. We praise You for being our great King of Kings who rules over everything.
- C** Jesus, we are all sinners who have chosen to disobey God and His good laws. We deserve His punishment. We need to turn to You for forgiveness. We need You to be our Savior!
- T** Thank You, Jesus, for dying on the cross and for rising from the dead in victory! Thank You for ruling over all things from heaven. Thank You for the promise that You will come back one day and bring an end to sin and death forever.
- S** Jesus, work in our hearts. Help us to turn away from our sins. Help us to trust in You as our Savior. We want to become God's people. Jesus, come back soon! We long for the day when You will bring sin and death to an end forever, and will rule as the great forever king over God's kingdom. Help us to be ready for that day!

In Jesus' name, we pray, Amen.

**Let's Sing Our Bible Verse!**


**Gone into Heaven: 1 Peter 3:21-22** from *Deep Down Detectives* ESV Songs 9, track 34

Jesus Christ has gone into heaven,  
He's at the right hand, the right hand of God.  
Jesus Christ has gone into heaven,  
He's at the right hand, the right hand of God.  
With angels, authorities, and powers subjected to him, (that's everything!)  
With angels, authorities, and powers subjected to him. (that's everything!)  
First Peter Three, twenty-one and two.


*Go to the Deep Down Detectives Parent Resources for Unit 9 to get the Bible story and many more resources and songs for this unit at [praisefactory.org](http://praisefactory.org)*




Which four of these clues belong in our story? Which two do not? Put an X in the boxes of the four that belong.


☐


A Cloud


☐


A Feather Duster


☐


A Parrot


☐

A Disciple


☐

The Holy Spirit in a Heart


☐

The World

Answer: The cloud, the disciple, the Holy Spirit in a heart; and the world belong. The feather duster and the parrot do not.

## Deep Down Detective Devotion: Unit 9, Bible Truth 6, Lesson 3



### Big Question 9: What Did Jesus Come to Do?

**Answer:** Hes Not Like Anyone Else... He Went Up to Rule in Heaven!

### Bible Truth 6 Meaning

After Jesus rose from the dead, He appeared to His followers many times. He showed them from the Bible why He had to suffer and die on the cross. He showed them how He had completed all of God's plans to save God's people. Jesus also told them God's plans for them. They were to go to into the whole world, urging everyone to turn away from their sins and trust in Him as their Savior. God would use them to save His people from every part of the world. After Jesus finished teaching His followers all these things, He went home to heaven. At last, once more, Jesus shone with the bright shininess of God's glorious goodness. At last, once more, He delighted in all of the Perfect Wonderfulness of God—that closest, most wonderful love that He had fully enjoyed with God, the Father, and God, the Holy Spirit, before He had gone to earth to be our Savior. Jesus' work on earth was done, but not His work in heaven. Jesus now reigns as king over the whole universe --the King of kings and Lord of lords. He prays and cares for God's people as God's plan for them keeps being worked out here on earth. Jesus is there ruling and caring for God's people even now! And one day, He will come back to earth. He will put an end to sin and death forever. And in the new heaven and earth God will make, He will live face-to-face with God's people forever. That will be best of all! We can be God's people when we turn away from our sins and trust in Jesus as our Savior.

### How do I know this is true? The Bible tells me so!

"Jesus Christ, who has gone into heaven and is at the right hand of God, with angels, authorities, and powers having been subjected to him." --- 1 Peter 3:21-22 , ESV

### Some Questions for You

1. What was the exciting news that everyone was talking about in Jerusalem? *That Jesus had rose from the dead.*
2. Who did Jesus appear to after He rose from the dead? *His friends... one time even 500 of them at once!*
3. What did Jesus do with His friends after He rose from the dead? *He ate and drank with them. He showed them everything the Bible had to say about Him. He taught them more of God's plans for the world.*
4. Where did Jesus tell His friends He was going? *Back home to heaven to be with God His Father and the Holy Spirit. And, to be the great King of Kings and rule over everything.*
5. Who did Jesus promise to send His friends? *The Holy Spirit, to teach them more about God, to comfort them in their hearts and to give them power to do everything God wanted them to do.*
6. What did Jesus want His friends to do? *Tell the whole world how they could be saved by turning away from disobeying God and trusting in Jesus as their Savior.*
7. How did Jesus go to heaven? *He rose up in the sky.*
8. How will Jesus come back one day? *He will come back in the same way He left.*
9. What is Jesus doing in heaven even now? *He is ruling as the great King of Kings, praying and caring for God's people. And, bringing about all of God's good plans for this world.*

### Let's Pray

- A** Jesus, we praise You for being our Savior. You came to bring us to God. You died and rose again. You went up to heaven. We praise You for being our great King of Kings who rules over everything.
- C** Jesus, we are all sinners who have chosen to disobey God and His good laws. We deserve His punishment. We need to turn to You for forgiveness. We need You to be our Savior!
- T** Thank You, Jesus, for dying on the cross and for rising from the dead in victory! Thank You for ruling over all things from heaven. Thank You for the promise that You will come back one day and bring an end to sin and death forever.
- S** Jesus, work in our hearts. Help us to turn away from our sins. Help us to trust in You as our Savior. We want to become God's people. Jesus, come back soon! We long for the day when You will bring sin and death to an end forever, and will rule as the great forever king over God's kingdom. Help us to be ready for that day! In Jesus' name, we pray, Amen.

### Let's Praise God Right Now!

#### Big Q & A 9 Hymn: To God Be the Glory

from Deep Down Detectives ESV Songs 9, track 18

##### Verse 1

To God be the glory, great things He hath done;  
So loved He the world that He gave us His Son.  
Who yielded His life, an atonement for sin,  
And opened the lifegate that all may go in.

##### Refrain

Praise the Lord, praise the Lord, Let the earth hear His voice.  
Praise the Lord, praise the Lord, Let the people rejoice.  
O, come to the Father through Jesus the Son,  
And give Him the glory, great things He hath done.


#### Big Question 9 Praise Song: Blessed Be the Name

from Deep Down Detectives ESV Songs 9, track 19

Blessed be the name, Blessed be the name,  
Blessed be the name of the Lord;  
Blessed be the name, Blessed be the name,  
Blessed be the name of the Lord.

Go to the Deep Down Detectives Parent Resources for Unit 9 to get the Bible story and many more resources and songs for this unit at [praisefactory.org](http://praisefactory.org)



**Deep Down Devotions: Unit 9, Bible Truth 6 Story Concepts****P.1****The Case of the Fluffy Farewell***Matthew 27-28; Mark 15-16; Luke 23-24; John 19-20; Acts 1*

Dear Parents,

**Big Question #9 is: "What Did Jesus Come to Do?"** Your child is learning that "Jesus Came to Bring Us to God... He Went Up to Rule in Heaven."

Here's a copy of the Bible story they are learning along with the "Listening Assignment" for each lesson. These assignments provide a different teaching emphasis for each lesson, helping the children dig deeper into each Bible truth. They match up with your child's take home for each lesson. We hope that these resources help your family to dig down deeper into the truths of God's Word!" Happy digging!

•many more resources for this Big Question came be found online at [www.praisefactory.org](http://www.praisefactory.org)•

**Listening Assignments**

**"Hey, Kids! Detective Dan, here. Listen carefully to the story and help me answer these questions:**

**Detective Dan's Lesson #1 Listening Assignment:**

I need to know:

- 1. Who said goodbye to Jesus' disciples after teaching them for forty days?**
- 2. Where did He go when He said goodbye? What was fluffy about His farewell (goodbye)?**

**Detective Dan's Lesson #2 Listening Assignment:****Our Bible Verse is 1 Peter 3:21-22, ESV:**

"Jesus Christ, who has gone into heaven and is at the right hand of God, with angels, authorities, and powers having been subjected to him."

I need to know:

- 1. How did Jesus go up to heaven to rule?**
- 2. What does He rule over from heaven? When will He come back?**

**Detective Dan's Lesson #3 Listening Assignment:**I found six clues, but two of them are **NOT** in the story.

They are: A cloud; a feather duster; an ostrich; a disciple; the Holy Spirit in a heart; and the world. *Hold each of them up for the children to see as you identify them.*

I need to know:

- 1. Which four belong in the story and which two don't?**
- 2. What job did Jesus give His disciples to do? Who would help them do it?**

**Read the assignment questions, THEN SAY,**

"Ok, Deep Down Detectives! Put on your best listening ears and see if you can hear the answers to Detective Dan's questions. When I finish telling the story, we will see if we can answer all the questions."

*Read the Bible Truth story, answer questions, present the gospel and lead in prayer.*

*Answers to questions; the gospel; and, ACTS prayer are included with the story text.*

**Bible Story for Big Question 9, Bible Truth 6** use with all THREE lessons**P.2****The Case of the Fluffy Farewell** *Matthew 27-28; Mark 15-16; Luke 23-24; John 19-20; Acts 1**Story with lines separating paragraphs (text in bold, optional interaction cues in italics)*

**What a strange, three days it had been for the people of Jerusalem! On Friday, they had watched Jesus suffer and die on a cross. He was the teacher who had taught them about God and done such amazing things. Many hoped He was the Messiah God had promised to send to save God's people and to be their King. But those hopes left as they watched Jesus' dead body be taken away to be buried. His body was laid in the cave-grave and the stone rolled in place. Jesus was gone.**

**Who would have imagined Jesus would die like this! Death on a cross was for men who did terrible things, like the robbers who died next to Jesus that day. But Jesus had NEVER done anything wrong. EVER! How strange! How very strange, that He should die this way!**

**But if Friday was strange, then what happened on Sunday was even stranger!**

*Do you know what happened?*

**People --lots of people-- were saying that Jesus was alive, that He had risen from the DEAD!**

**The soldiers who guarded the cave-grave saw with their own eyes what happened early that Sunday morning. So did the women who came with spices to care for Jesus' body. "How will we move the big stone from in front of the cave?" they wondered. Just then, there was a great earthquake, and an angel in gleaming, white clothes came down from heaven. He pushed the big stone out of the way for the women, and said, "Jesus is not here! He has risen from the dead! Come look in the cave for yourselves. Then go to His disciples. Tell them He is risen and is coming to meet with them." When the guards heard and saw this, they fell down to the ground and shook with fright.**

**After the angel and the women had left, the soldiers ran to tell Jesus' enemies what they had seen and heard. "Shh! Don't tell anyone this story!" Jesus' enemies replied. "Here's lots of money. Keep quiet! Tell everyone that Jesus' disciples stole His body," they ordered the soldiers. "No one must know the truth!"**

**But this news couldn't be kept quiet. Jesus WAS alive and He was appearing to His followers. "It's Me! I'm alive," Jesus told the women that Sunday morning, after they had seen the angel and the empty cave-grave. "It's Me! I'm alive," Jesus showed two other friends, as He walked with them that afternoon to the town of Emmaus, then served them bread at dinner, as He used to. "It's Me! I'm alive!" Jesus said to ten of His disciples, when He appeared to them at their house in Jerusalem, that evening.**

**Soon, all Jerusalem was buzzing with the news! Jesus' body was gone! He had risen from the dead! And while some, like Jesus' enemies, did not believe, many others put their trust in Jesus and were saved.**

**For forty days, Jesus kept on meeting with His followers. One time, Jesus even appeared to a whole crowd of His followers --more than five hundred people at once!**

*Can you count to five hundred? It is a really big number! More than five hundred people saw Jesus at the same time! Wow!*

**And what did Jesus do when He met with His followers? He ate with them, and He encouraged them to believe in Him. Best of all, Jesus taught them about God's plan to save His people from the Bible. God had kept all His promises to His people through Jesus!**

**"Now we understand why You had to die on the cross," the disciples told Jesus. "Now we see how God sent You to save us from our sins."**

**Bible Story for Big Question 9, Bible Truth 6** use with all THREE lessons**P.3***Story with lines separating paragraphs (text in bold, optional interaction cues in italics)*

**But Jesus didn't just tell His followers about God's plans, completed. He also told them about God's wonderful plans, yet to come. Plans that THEY were a part of! There was so much for them to learn! For you see, Jesus was about to leave them. He had risen from the dead not just to live on earth again. No, He was about to go HOME! Can you remember where Jesus' home was?**

*Can you remember?*

**That's right! Jesus would be going back home to heaven to enjoy the FULL Perfect Wonderfulness of God again --complete, wonderful closeness with God, His Father, and God, the Holy Spirit.**

**So for ten, twenty, thirty, forty days, Jesus walked and talked with His followers. He taught them all the things they needed to know, until at last, on Day Forty, it was time for Him to go home to heaven.**

**Jesus led His disciples to the Mount of Olives to say goodbye. "I'm going to heaven to rule now, but I'm not leaving you alone," He told them. "I'm sending you Someone special to live in your hearts." Do you know whom Jesus would send?**

*Can you remember?*

**It was God's Holy Spirit!**

**"Yes, The Holy Spirit will live inside your hearts," Jesus told them. "He will comfort you. He will teach you more about God and His wonderful plans. And, He will give you the power to do everything God, My Father, has planned for you to do," Jesus said. "Power to tell the whole world how they can become God's people by turning away from their sins and trusting in Me as their Savior," He promised. "Power to live for God."**

**Then up, up, up went Jesus into the sky, through the clouds until they couldn't see Him. Jesus' friends stood there staring up into the sky, watching Him rise until they could no longer see Him.**

**"Would Jesus come back? When? How?" Jesus' friends wondered, as they looked up into the sky.**

*What do you think?*

**God sent two angels in sparkling, white robes to them with the answers: "Why do you stand here looking into heaven?" the angels asked Jesus' friends. "This Jesus who was taken up from you into heaven, will come back one day, in the same way you saw him go up to heaven," they promised.**

**How sad Jesus' friends must have been to see Jesus leave! They didn't want to wait to be with Him. They wanted to be with Him right then! There is nothing so wonderful as being close to Jesus!**

**BUT, they were very, VERY happy to know that the Holy Spirit would come live in their hearts. And, that one day, they would get to live face-to-face with Jesus forever. They just wished that day was right then!**

**How loudly the thousands and thousands of angels must have sung, as Jesus entered heaven! He had beaten sin and death for God's people! Now, He was back home! Yay! And once more, Jesus knew full, Perfect Wonderfulness with God, His Father, and God, the Holy Spirit. All of that special closeness Jesus had known before He came to earth was now His to enjoy again and would be forevermore.**

**Where is Jesus now? He is still in heaven, ruling as the great King of Kings over everything in heaven and earth. He is praying and caring for God's people. He is working out all of God's great plans for this world, until the day when He will come back through the clouds and down to earth again. What a great day that will be for God's people! Then, Jesus will get rid of sin and sadness, sickness and death forever. And at last, all of God's people will live together with Jesus in the new heaven and earth. They will see Him in all His glory and enjoy as much of the Perfect Wonderfulness of God as they possibly can! I can hardly wait!**

**Cracking the Case:** (story wrap-up for Listening Assignments)

It's time to see how we did with our Listening Assignment.

**Detective Dan's Lesson #1 Listening Assignment:**

I need to know:

- 1. Who said goodbye to Jesus' disciples after teaching them for forty days?** Jesus did.
- 2. Where did He go when He said goodbye? What was fluffy about His farewell (goodbye)?** He went up to heaven to rule. Jesus rose up through the fluffy clouds in the sky on His way to heaven.

**For You and Me:**

Jesus went up to heaven and is there now ruling over all things. He is still caring for His people and bringing about God's plans for this world. One day, God's plans will be finished, and Jesus will come back. He will bring an end to sin and death and this world forever. He will make a wonderful, new world for God's people to live in with Him forever. That will be best of all! We can be God's people, too, when we turn away from our sins and trust in Jesus as our Savior. Ask Him to help you! He loves to answer this prayer!

**Detective Dan's Lesson #2 Listening Assignment:****Our Bible Verse is 1 Peter 3:21-22, ESV:**

"Jesus Christ, who has gone into heaven and is at the right hand of God, with angels, authorities, and powers having been subjected to him."

I need to know:

- 1. How did Jesus go up to heaven to rule?** He rose up through the clouds in the sky.
- 2. What does He rule over from heaven?** When will He come back? Jesus rules over all things. He will come back at the end of time when God's plans for this world are finished.

**For You and Me:**

Jesus went up to heaven and is there now ruling over all things. He is still caring for His people and bringing about God's plans for this world. One day, God's plans will be finished, and Jesus will come back. He will bring an end to sin and death and this world forever. He will make a wonderful, new world for God's people to live in with Him forever. That will be best of all! We can be God's people, too, when we turn away from our sins and trust in Jesus as our Savior. Ask Him to help you! He loves to answer this prayer!

**Detective Dan's Lesson #3 Listening Assignment:**

I found six clues, but two of them are **NOT** in the story. They were: a cloud; a feather duster; an ostrich; a disciple; the Holy Spirit in a heart; and the world. *Hold each of them up for the children to see as you identify them.*

I need to know:

- 1. Which four belong in the story and which two don't?** The cloud, the disciples, the Holy Spirit in a heart; and the world belong. The feather duster and the ostrich do not.
- 2. What job did Jesus give His disciples to do? Who would help them do it?** To tell the whole world the good news of Jesus that they might turn from their sins and be saved. God's Holy Spirit, living in their hearts would help them.

**For You and Me:**

Jesus went up to heaven and is there now ruling over all things. He is still caring for His people and bringing about God's plans for this world. One day, God's plans will be finished. The good news of Jesus will be told to the whole world, and Jesus will come back. He will bring an end to sin and death and this world forever. He will make a wonderful, new world for God's people to live in with Him forever. That will be best of all! We can be God's people, too, when we turn away from our sins and trust in Jesus as our Savior. Ask Him to help you! He loves to answer this prayer!

**The Gospel** (story wrap-up if NOT using Listening Assignments)**Our Bible Truth is:****What Did Jesus Come to Do?****Jesus Came to Bring Us to God...****He Went Up to Rule in Heaven!**

*Jesus finished the job His Father, God, gave Him to do on earth. He paid for God's people's sins when He died on the cross. On Day Three, He rose from the dead in victory. He made the way for them to come to God. Now Jesus is in heaven, preparing a place for God's people to live with God forever. He is ruling as King. One day He will come back to earth and put an end to sin and death forever. Oh, how sad that day will be for those who kept on disobeying God and did not trust in Jesus as their Savior. They will be separated from God and His goodness forever. But oh, how wonderful for all who have turned away from their sins and have trusted in Jesus as their Savior! They will live with God forever happy. We, too, can live forever happy with God. If we turn away from our sins and trust in Jesus as our Savior. How good God is to us! Ask God to help you! He loves to answer this prayer!*

*Close in prayer.*

**Closing ACTS Prayer**

- A** Jesus, we praise You for being our Savior. You came to bring us to God. You died and rose again. You went up to heaven. We praise You for being our great King of Kings who rules over everything.
- C** Jesus, we are all sinners who have chosen to disobey God and His good laws. We deserve His punishment. We need to turn to You for forgiveness. We need You to be our Savior!
- T** Thank You, Jesus, for dying on the cross and for rising from the dead in victory! Thank You for ruling over all things from heaven. Thank You for the promise that You will come back one day and bring an end to sin and death forever.
- S** Jesus, work in our hearts. Help us to turn away from our sins. Help us to trust in You as our Savior. We want to become God's people. Jesus, come back soon! We long for the day when You will bring sin and death to an end forever, and will rule as the great forever king over God's kingdom. Help us to be ready for that day! In Jesus' name, we pray, Amen.





**Deep Down Detectives Devotions: Big Question 9, Bible Truth 6 Key Concepts** **p.6****Unit 9: Jesus, Immanuel, God with Us**

**Unit Big Question (and Answer):** What Did Jesus Come to Do? Jesus Came to Bring Us to God!

**Unit Bible Verse:** “Christ suffered once for sins, the righteous for the unrighteous, that He might bring us to God.” 1 Peter 3:18, ESV

**Bible Truth 6 Concept: Jesus Came to Bring Us to God... He Went Up to Rule in Heaven!**

After Jesus rose from the dead, He appeared to His followers many times. He showed them from the Bible why He had to suffer and die on the cross. He showed them how He had completed all of God’s plans to save God’s people. Jesus also told them God’s plans for them. They were to go to into the whole world, urging everyone to turn away from their sins and trust in Him as their Savior. God would use them to save His people from every part of the world.

After Jesus finished teaching His followers all these things, He went home to heaven. At last, once more, Jesus shone with the bright shininess of God’s glorious goodness. At last, once more, He delighted in all of the Perfect Wonderfulness of God—that closest, most wonderful love that He had fully enjoyed with God, the Father, and God, the Holy Spirit, before He had gone to earth to be our Savior.

Jesus’ work on earth was done, but not His work in heaven. Jesus now reigns as king over the whole universe --the King of kings and Lord of lords. He prays and cares for God’s people as God’s plan for them keeps being worked out here on earth. Jesus is there ruling and caring for God’s people even now! And one day, He will come back to earth. He will put an end to sin and death forever. And in the new heaven and earth God will make, He will live face-to-face with God’s people forever. That will be best of all! We can be God’s people when we turn away from our sins and trust in Jesus as our Savior.

**Bible Truth 6 Bible Verse: 1 Peter 3:21-22**

“Jesus Christ, who has gone into heaven and is at the right hand of God, with angels, authorities, and powers having been subjected to him.”

**Learn a Little:** “Jesus Christ ... has gone into heaven and is at the right hand of God.”

**Meaning**

The Bible tells us that after Jesus rose from the dead, He taught His disciples many things from the Bible. But at last, when Jesus finished teaching them, He went up to heaven and began His rule as king, just as God promised He would in the Bible.

That’s what being at the right hand of God means. That’s a Bible way of saying that Jesus is ruling as the promised, great King who would beat sin and death and save God’s people--all who turn away from their sins and trust in Him as their Savior. (That can even be you and me!).

And that what Jesus is still doing even now. He is ruling over everything—not just all people, but all of the angels and other heavenly powers. He is King of Kings and Lord of Lords!

**Bible Truth 6 ACTS Prayer**

- A** Jesus, we praise You for being our Savior. You came to bring us to God. You died and rose again. You went up to heaven. We praise You for being our great King of Kings who rules over everything.
- C** Jesus, we are all sinners who have chosen to disobey God and His good laws. We deserve His punishment. We need to turn to You for forgiveness. We need You to be our Savior!
- T** Thank You, Jesus, for dying on the cross and for rising from the dead in victory! Thank You for ruling over all things from heaven. Thank You for the promise that You will come back one day and bring an end to sin and death forever.
- S** Jesus, work in our hearts. Help us to turn away from our sins. Help us to trust in You as our Savior. We want to become God’s people. Jesus, come back soon! We long for the day when You will bring sin and death to an end forever, and will rule as the great forever king over God’s kingdom. Help us to be ready for that day! In Jesus’ name, we pray, Amen.

**Bible Truth 6 Story**

**The Case of the Fluffy Farewell** *Matthew 27-28; Mark 15-16; Luke 23-24; John 19-20; Acts 1*



**Songs Used in Bible Truth 6**

Big Q & A 9 Song

Big Question 9 Song: What Did Jesus Come to Do?

Big Question 9 Bible Verse Song: Christ Once Suffered for Sins 1 Peter 3:18, ESV

*Extra Big Question 9 Bible Verse Song: For Christ Suffered Once for Sin*

*Extra Big Question 9 Bible Verse Song: For God So Loved the World John 3:16, ESV*

Big Question 9 Hymn: To God Be the Glory, v.1

Big Question 9 Praise Song: Blessed Be the Name

Bible Truth 6 Bible Verse: Gone into Heaven 1 Peter 3:21-22, ESV

Bible Truth 6 Extra Bible Verse: Jesus Christ Has Gone into Heaven 1 Peter 3:21-22, ESV (other version)

Bible Truth 6 Extra Bible Verse Therefore God Exalted Him Philippians 2:9-11, NIV 1984

listen to or download songs for free at <https://praisefactory.org>: Deep Down Detectives Music page

---

## Go and Tell Bible Truth Concept Craft

---

### Jesus Came to Bring Us to God... He Went Up to Rule in Heaven

#### Craft Description

The children will decorate a picture that reminds them that Jesus went up through the sky to heaven, His home.

#### Materials

White paper or cardstock

Markers or crayons

Cotton Balls

1 popsicle stick per craft

Glue

Glue gun and glue sticks (teacher use only)

Flower stickers (optional)

#### Preparations

1. Print out the craft pages and make 1 copy per child of them on white paper or cardstock.
2. Cut out the Jesus figures. Cut the slot in the main page (where you will later insert the popsicle stick).
3. Set out markers/crayons, glue (regular glue), and cotton balls.

#### Introducing the Craft:

"Our Big Question is: 'Can Anyone Tell Me What the LORD is Like? We've learned that 'Jesus Came to Bring Us to God...He Went Up to Rule in Heaven.' That's something very good to know. But many people don't know that. So do you know what God wants us to do? He wants us to go and tell others this very important news. So today we are going to make something we can show and tell them, too. Here's what it looks like..." (Hold up example of craft)

#### Directions

1. Show children your finished craft, reading the words to them.
2. Have the children color in the pictures of Jesus' disciple, the angels and the Mt. of Olives. Color in Jesus.
3. Glue the cotton balls to the cloud shapes. Add flower stickers, if using.
4. Teacher then glues with glue gun Jesus to one end of the popsicle stick. Stick the stick through the slot so that Jesus can rise up to heaven (and come back down).
5. Make sure to write each child's name on their craft.
6. If you have time, you can practice saying the words on the card.

#### Discussion

This is an especially good time to re-read the key concepts and discuss them. See the Deep Down Discussion Sheet for possible questions to talk about.

#### Craft Wrap-Up:

At the end of our time together today, you get to take home your Go and Tell crafts. And what are you going to do with them? Go and tell someone the important news you've learned today: "He went up to heaven to rule!"



Jesus rose from the dead,  
He appeared to His disciples and friends,  
More than 500 people at one time,  
saw Him!


Jesus taught them why,  
He had come to suffer and die:  
He had come to take the punishment  
for all of God's people's sins.


Then Jesus gave them a very big job to do:  
"Go to Judea, to your neighbors and friends,  
Go to your enemies in Samaria, too.  
Go to all the world's peoples, from end to end!  
Tell them about Me, teach them to obey,  
all the wonderful things I've taught you:  
Make disciples of them!"

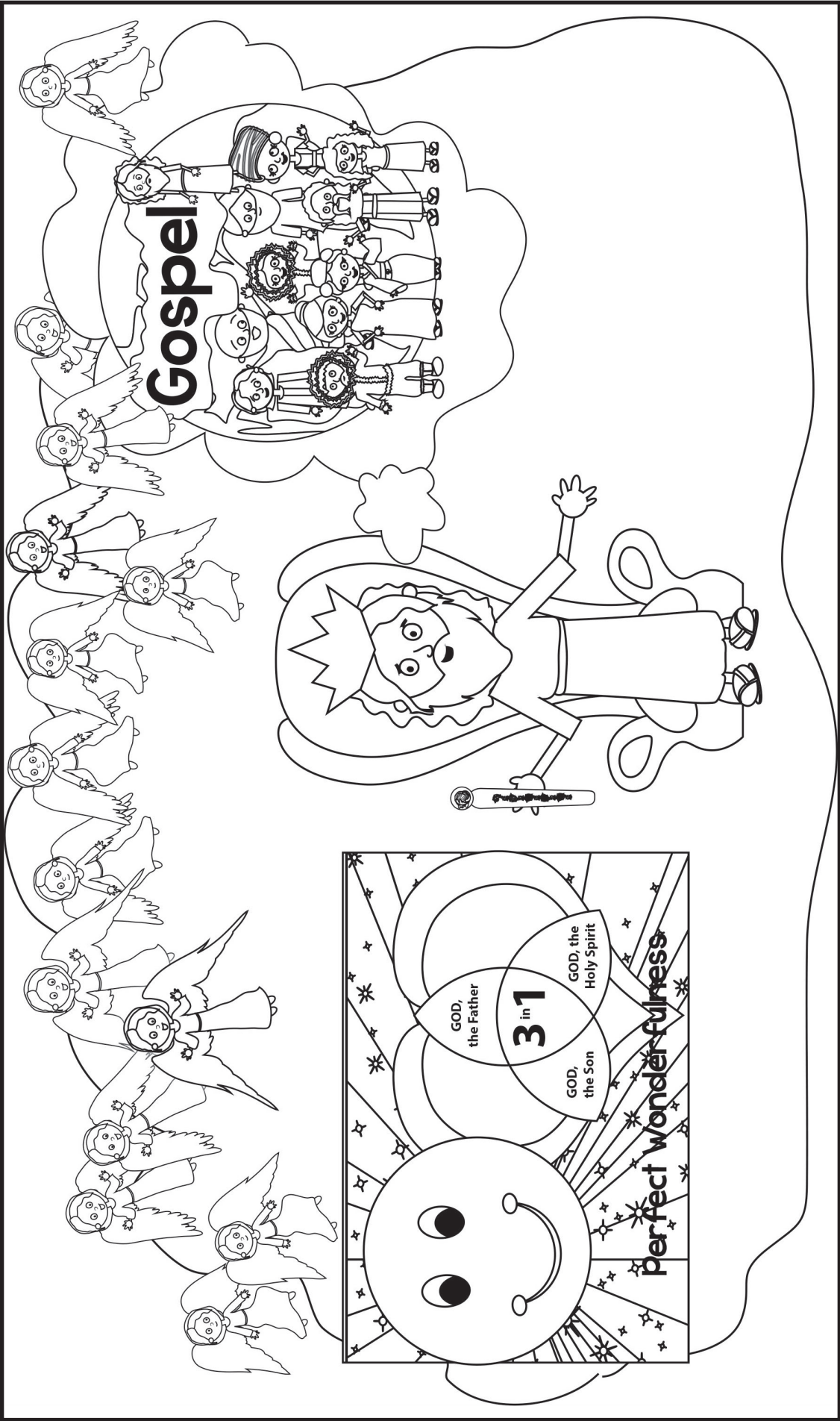
Then up, up, up to heaven Jesus went,  
To live forever happy,  
With God the Father and God the Holy Spirit,  
To rule over all things at God the Father's right hand,  
To pray and care for His people,  
And bring forth God's wonderful plan.

And there in heaven Jesus now lives and reigns,  
Until one amazing day,  
When He will come back here again,  
On that day, Jesus will bring an end to all sin,  
And God's people will live perfectly happy with Him,  
Forever and ever! Amen!

"Jesus Christ, who has gone into heaven and is at the  
right hand of God, with angels, authorities, and powers  
having been subjected to him." | Peter 3:21-22, ESV







What did Jesus come to do? Jesus came to bring us to God... He went up to rule in heaven. Jesus finished the job His Father, God, gave Him to do on earth. He paid for God's people's sins. He made the way for them to come to God. Now Jesus is in heaven, preparing a place for God's people to live with God forever. He is ruling as King. One day He will come back to earth and put an end to sin and death forever. Oh, how sad that day will be for those who kept on disobeying God and did not trust in Jesus as their Savior. They will be separated from God and His goodness forever. But oh, how wonderful for all who have turned away from their sins and have trusted in Jesus as their Savior! They will live with God forever happy. We, too, can live forever happy with God. If we turn away from our sins and trust in Jesus as our Savior. How good God is to us! Ask God to help you! He loves to answer this prayer!



## The Case of the Fluffy Farewell Jigsaw Puzzle Page

Matthew 27-28; Mark 15-16; Luke 23-24; John 19-20; Acts 1

Make copies of picture and cut out into an appropriate number of pieces for your children.  
Or, you can print out color versions of this puzzle by downloading it from [praisefactory.org](http://praisefactory.org).

What did Jesus come to do? Jesus came to bring us to God... He went up to rule in heaven. Jesus finished the job His Father, God, gave Him to do on earth. He paid for God's people's sins. He made the way for them to come to God. Now Jesus is in heaven, preparing a place for God's people to live with God forever. He is ruling as King. One day He will come back to earth and put an end to sin and death forever. Oh, how sad that day will be for those who kept on disobeying God and did not trust in Jesus as their Savior. They will be separated from God and His goodness forever. But oh, how wonderful for all who have turned away from their sins and have trusted in Jesus as their Savior! They will live with God forever happy. We, too, can live forever happy with God. If we turn away from our sins and trust in Jesus as our Savior. How good God is to us! Ask God to help you! He loves to answer this prayer!





# **DEEP DOWN DETECTIVES**

**Curriculum Resources**



**Appendix D:  
Just for Fun  
Activities**

## **Just-For-Fun Activities**

The following are activities that you can incorporate into your free play time. While the activities, themselves, are just-for-fun, you can make them rich times of relationship building, and even use it as an opportunity to discuss what is being taught during Circle Time. Don't over do it, but you can use the Deep Down Detectives Discussion Sheet for question ideas.

### **Gluing and Sticking**

#### **Just for Fun Arts and Crafts**

##### **Directions**

Teacher cuts out or draws a basic shape or shapes related to concept or story on cardstock or construction paper for children to stick stickers on or glue fabric or paper scraps (tissue, gift wrap paper, construction paper, etc), beans, popcorn, buttons, cotton balls, foam shapes etc. onto. Use glue sticks rather than craft glue for these crafts. Cut fabric/paper scraps fairly large—about 1" or so.

### **Print-Making**

#### **Just for Fun Arts and Crafts**

##### **Directions**

Children will make designs on a plain piece of construction paper or one with a simple shape drawn on it, using tempera paint (with a little dish soap added to it to make clean up easier) and any number of objects. Objects suggested in this curriculum: marbles, duplos, sponge shapes, empty thread spools, blocks with rick-rack glue-gunned to the bottom of them, cars and trucks, bubble wrap and cork.

### **Necklaces**

#### **Just for Fun Arts and Crafts**

##### **Directions**

These are made with hollow pasta shapes and hole-punched shapes related to the story/concept. Children can string these onto a piece of yarn or string and have you tie the ends together when they are done.

### **Coloring (Really Scribbling)**

#### **Just for Fun Arts and Crafts**

##### **Directions**

Children will use crayons or washable markers to draw on construction paper. If desired, the teacher can draw a picture or shapes related to the story on the paper for children to scribble on.

### **Puzzles**

#### **Just for Fun Arts and Crafts**

##### **Directions**

A simple picture related to the story or concept is printed out onto cardstock and cut into a puzzle of 4 to 10 pieces. This can be done by enlarging one or a number of the people/objects from the story, in a Word, Power-point or other program to the desired size, then printing out onto cardstock. Children can "color" in the picture, then you can cut it out for them into as many pieces as is fitting for the child.

## **Craft Dough**

### **Just for Fun Arts and Crafts**

#### **Directions**

Provide purchased or homemade play dough (recipe provided) along with various “tools” such as plastic knives (without teeth), small jar lids, keys, garlic presses, little rolling pins, plastic cookie cutters, etc.

#### **Homemade Play Dough Recipe**

2 cups flour  
1 cup salt  
4 tsp cream of tartar  
2 tbsp oil  
2 cups water

Combine the flour, salt and cream of tartar. Mix well. In a large pot, combine the oil and the water. Add food coloring, if desired. Add flour mixture to the pot, stirring as you add. Heat mixture over medium heat, stirring constantly. Continue to stir until mixture forms ball and pulls away from the sides of the pot. Remove ball and knead on plain surface (not floured) until the texture becomes like play-dough. Store dough in an airtight plastic container. Keeps about 3 months. Makes about 5 cups. Allow at least a ½ cup per child.

## **Sandpaper Shapes and Patterns**

### **Just for Fun Arts and Crafts**

#### **Directions**

Use a glue gun to glue full 8 ½” by 11” sheets of sandpaper to foam board or sturdy cardboard cut the same size. Give the children yarn pieces of various lengths, 4” to 12” long. Let them stick the yarn onto the sandpaper and make designs and pictures with them.

## **Dance Ribbons**

### **Just for Fun Games**

#### **Supplies**

3 4’ ribbons per child  
1 plastic shower curtain ring per child  
CD player  
CD of music

#### **Preparing the Activity**

1. Tie three 4’ ribbons to a plastic shower curtain ring.

#### **Directions**

1. Give them to the children to run around with. Have music for them to dance to as they twirl their ribbons. If desired, you could have them sing the Big Question/Bible verse song.

## Match the Shape with Objects

### Just for Fun Games

#### Supplies

Common objects such as keys, cookie cutters, spoons, unsharpened pencils, etc.

Cardstock

Permanent marker

Shoe box

#### Preparing the Activity

1. Trace around common objects such as keys, cookie cutters, spoons, unsharpened pencils, etc., each on a separate piece of cardstock.
2. Put these and the objects in a shoe box.

#### Directions

Have the children take out the cardstock outlines and the shapes and match them up.

## Match the Shape with Blocks

### Just for Fun Games

#### Supplies

Shoe box

Different shape blocks

Duct tape

#### Preparing the Game

1. Cut the outline of different blocks from a child's building block set in the top of a sturdy shoe box.
2. Use duct tape to tape down one long side, making a hinge for the lid.

#### Directions

1. Have the children put the right shape block into the box through the hole of the same shape.

## Ball 'n' Tube

### Just for Fun Games

#### Supplies

Have the children match the block shapes and insert them into the shoe box.

#### Materials

4-6' length of PVC pipe with a 2"-3" diameter opening, found very inexpensively at home improvement stores

Various sizes of balls that will fit through the diameter of the PVC pipe

#### Playing the Game

1. Have the children take turns putting the ball down one end and watching it roll out the other.

## **Bowling**

### **Just for Fun Games**

#### **Supplies**

6 or so empty 2-liter soda bottles

A soft, foam ball

Optional: sand or beans, packing/duct tape

#### **Preparing the Game**

If desired, put sand or beans in all/some of the bottles. Seal with tape.

#### **Directions**

Line up empty 2 liter soda bottles and have the children try to knock them down by rolling a ball into them.

## **Color Sort**

### **Just for Fun Games**

#### **Supplies**

Various single colored objects, such as pom-poms, foam shapes, beads, etc. (Be careful to choose objects of a non-swallowable size)

1 Large container that fits all the objects in it at once

Smaller containers, one per color

Construction paper or markers

#### **Preparing the Activity**

1. Put all the objects in the large container. Mix up.

2. Put a piece of construction paper/paper colored with marker on the outside of each of the small containers that matches the color object to go in it.

#### **Directions**

Have the children separate out all the colored items into their proper container.

## **Pattern Post Office**

### **Just for Fun Games**

#### **Supplies**

Various scraps of gift wrap paper or other colorful paper

Glue stick

Cardstock or cereal box

Shoe Box

#### **Preparing the Activity**

1. Cut out envelope-sized pieces of gift wrap paper (or scrap booking paper) and glue them onto cardstock of the same size.

2. Have a shoe box with a letter slit cut in the top for each of the different paper types.

3. Glue a piece of the designated gift wrap paper for each particular box on top of the box.

#### **Directions**

Have the children sort through the “mail” and put them in their right mail slot.

## More Ideas for Activity Centers

Dress-up Clothes  
Hats and Crowns  
Simple Wooden Puzzles  
Duplos  
Blocks and Cardboard bricks  
Peg Sets\*  
Magnet Sets (especially “Tall Stacks”)\*  
(Large) Beads and Threading Laces  
Small plastic people, animals, and vehicles\*  
Lacing cards  
Housekeeping sets  
Doctor’s and nurse’s sets  
Tool sets  
Simple Matching games  
Dolls  
Train sets  
Sand or Rice Center with containers  
Magnifying glasses and objects\*  
Shape and Color Sorters  
Ring Stackers  
Pull toys  
Hammer and Peg sets  
Tap a Tune pianos  
Balls, everything from nerf balls to beach balls\*

## Great Idea Books

### for homemade activity centers

The Wiggle & Giggle Busy Book: 365 Fun, Physical Activities for Your Toddler and Preschooler,  
Trish Kuffner and Megan McGinnis  
The Toddler’s Busy Book, Trish Kuffner  
Arts and Crafts Busy Book  
The First Three Years of Life, Burton L. White  
Creative Resources for Infants and Toddlers, Judy Herr and Terri Swim

## Websites

### Just for Fun Games for ordering activity centers activities and materials

christianbook.com  
amazon.com  
toysrus.com  
growingtreetoys.com  
orientaltrading.com

# **DEEP DOWN DETECTIVES**

**Curriculum Resources**



**Appendix E:  
Curriculum Resources  
to Make or Buy**



## Big Question Box/Briefcase

### What You Want

The Big Question Briefcase is a briefcase or other container with these characteristics:

- Ideally, this should be around 17" x 12", but needs to be at least big enough to fit a 8 ½" x 11" sheets of paper inside it.
- Have various pockets to put these sheets in
- Is attractive or curious looking to preschoolers
- Not necessary, but extremely fun, if it has a combination lock

### Finding a Briefcase:

You can certainly buy one new, but you always may find a used one at a thrift shop. Or, someone may have one they want to donate. We use one that stores valuables in it and is the 17" x 12" size. Very durable and has the lock feature that the kids love.

You also can move away from the briefcase idea and use a little trunk or other box for your substitute briefcase. Just change the name to the Big Question Box, if you use a box instead. A boot box or the cardboard box that 10 reams of copy paper comes in is a great size, if you are using a box.

If you use a box, but want a lock-like feature, that's easy to do. Simply cut "straps" out of felt or vinyl and glue in place to the top and bottom sides of the box on one side, with the top strap overlapping the bottom straps. Add velcro to the top and bottom pieces so that they meet and fasten. Make back "hinges" for the box with the felt/vinyl straps, too. Or, you can simply add a belt around the box that has to be unfastened before the box can be opened.

Here are some suggestions for decorating a box or even the outside of your briefcase to make it appealing.

### Supplies

Your box/briefcase  
Plain white contact paper or white cardstock  
Colorful wrapping paper  
Glitter glue  
Markers  
Sequins, fake jewels, buttons, rick rack, etc.  
Other decorating supplies  
Stickers  
Glue  
Clear packing tape

### Directions

1. If you are using a box that has wording on it, you will first need to make plain surfaces for decorating and a hinge for the lid. Stick the white contact paper or white cardstock to each side of the box. On the other hand, you can also use colorful wrapping paper. Then, make a lid by sticking the clear packing tape along one long side of the box, attaching the lid to the box.

2. Use the craft decorating supplies to decorate the box. If desired, you can put a big question mark on top of the box, but remember that you are working with two and three year olds: the question mark symbol is not very meaningful to them yet.

## **Making a Flannelgraph Storyboard** **for use in story-telling and in playing the story review games**

While you may decide to use sticky tac and stick your storyboard pictures to a white board, it is very easy to make a flannelgraph board. The advantage to the flannelgraph board is that the pictures stick very easily and there is no messing with the sticky-tac.

### **Supplies**

Large Format Pictures Board: AT LEAST a 36" x 48" foamboard or corkboard (We actually use a far bigger canvas and attach it to the wall) A science project board with the two sides that fold out makes a good 36" x 48" board.

OR, Small Format Pictures Board: AT LEAST a 24" x 36" (to 36" x 48)" board

Large piece of neutral-colored felt to cover your board with extra to overlap over to the back, if desired.

Glue gun and glue sticks

### **Directions**

1. Center felt on front side of board. Turn over. Secure in place with glue.

## **Making Durable Storyboard Pictures or Story Scenes** **for use in story-telling and in playing the story review games**

Whether you purchase the Deep Down Detectives storyboard pictures from Amazon or print them off the website (included in the Deep Down Detectives Visual Aids book), you will want to find some way to make them more durable. They are used not only as a part of telling the story, but are integral in the story review games. Here's how we make ours durable enough to be used over and over again. **See note below for other simpler options for using these pictures.**

### **Supplies**

Deep Down Detectives Visual Aids book (purchased or downloaded)

White cardstock or printer paper (if downloading pictures)

Sticky-back velcro, circles or cut pieces; or sticky tac putty

Laminator or Self-laminating sheets

Sturdy Sheet Protectors, preferably the "Secure Top" kind, like offered by Avery

Flannelgraph pictures for the Bible stories found at [www.praisefactory.org](http://www.praisefactory.org) with each unit's resources.

### **Directions**

1. Purchase from Amazon or download and print out the storyboard figures.

2. Cut out flannelgraph figures.

3. Laminate the figures.

**Special tip:** When laminating the big background pictures that are two (and sometimes even three or four) pieces put together, leave a small gap between the two pieces before laminating together. This small space acts like a hinge and allows you to fold up pictures without hurting them into a manilla envelope that fits 8.5" x 11" sheets of paper along with all of the smaller, regular-sized storyboard pictures.

4. If using a flannelgraph board: Stick a piece of sticky backed velcro (ROUGH SIDE) onto the back of each figure. If using sticky tack and whiteboard: simply stick a small amount of sticky tack on the back of a picture when using it. Remove and store sticky tack in airtight container.

**Note:** Instead of using all of the pictures as separate flannelgraph pieces, you can choose to use only a few (helpful to have 10 for the story review game); you can clump them onto posterboard and make them into picture scenes; or, you can simply use the Storyboard Picture Guide as a single picture. At [praisefactory.org](http://praisefactory.org), go to DDD Bits and Pieces for a 22" x 28" poster size jpg of this picture guide if you want to create a large version.

## The Deep Down Detectives “Bible” Folder

This is a homemade folder that looks (kinda) like the cover of a Bible. You will use this to put the Bible verse, the Bible Story and storyboard pictures to help make the point that the truths you are teaching them come from the Bible.

### Supplies

1 piece of 22" x 28" posterboard (white is fine. Green or brown is nice)

Glue

Stapler and staples or packing tape

The Bible Cover pictures (see online with resources for this unit or from the back of each Deep Down Detectives Visual Aids book.)

NOTE: The Bible Cover pictures included in the Deep Down Detectives Visual Aids books cannot be created larger than 8.5" x 11". That means that they will be under-sized for a Bible Folder of the dimensions you are making. However, you can go online to the Deep Down Detectives curriculum and there is a pdf of a bigger version of these covers that will actually fit the size of this Deep Down Detectives “Bible” Folder.

### Directions

1. Lay out poster board with long side along the bottom.
2. Fold in 2" on each side.
3. Take packing tape and tape the folded in 2" flaps to the main section of the posterboard, all the way down.
3. Fold up 8 1/2" on the bottom of the poster board.
4. Use packing tape to tape this flap in place, all the way down.
5. Take scissors and snip through the tape where the flap is attached to the folder. This will give you a bit more room in the folder.
6. Fold the poster board in the middle to make the center fold.
7. Cut out the Bible Cover Pictures. If possible, laminate these. They will last longer.
- 8.. Glue the two cover pieces to the outside of the folder.

