

DEEP DOWN DETECTIVES



Unit 10

Small Format Visual Aids, ESV

The Holy Spirit, the Indwelling God

(with Small Format Storyboard Pictures)



Curriculum for preschool and elementary age children,
training tools, music and other resources
are available for download or to order at:
www.praisefactory.org

© 2015 Praise Factory Media all rights reserved. May be reproduced by licensed user for classroom purposes only.

This and many other resources are available online at www.praisefactory.org

Scripture quotations marked (NIV) are taken from the Holy Bible, New International Version®, NIV®, Copyright © 1973, 1978, 1984 by Biblica, Inc.™ Used by permission of Zondervan. All rights reserved worldwide.www.zondervan.com

Scripture quotations marked (ESV) are from The Holy Bible, English Standard Version® (ESV®), copyright © 2001 by Crossway, a publishing ministry of Good News Publishers. Used by permission. All rights reserved.

Scripture quotations marked HCSB are taken from the Holman Christian Standard Bible®, Copyright © 1999, 2000, 2002, 2003, 2009 by Holman Bible Publishers. Used by permission. Holman Christian Standard Bible®, Holman CSB®, and HCSB® are federally registered trademarks of Holman Bible Publishers.

Table of Contents

About the Deep Down Detectives Visual Aids with Small Format Storyboard Pictures	5
More about the Deep Down Detective Resources	6
Unit 10: The Holy Spirit, the Indwelling God	
What Does the Holy Spirit Do in God's People? He Changes Their Hearts to Be Like Jesus...	
Bible Truth 1: The Holy Spirit Lives in God's People	7
Story	9
Big Question and Answer Sign	15
Unit 10 All Bible Truths Sign	17
Bible Truth 1 Concept Sign	19
Bible Verse Sign	21
Detective Dan's Listening Assignment #1	23
Detective Dan's Listening Assignment #2	25
Detective Dan's Listening Assignment #3	27
Storyboard Pictures	35
Bible Truth 2: The Holy Spirit Gives God's People Courage	57
Story	59
Big Question and Answer Sign	65
Unit 10 All Bible Truths Sign	67
Bible Truth 2 Concept Sign	69
Bible Verse Sign	71
Detective Dan's Listening Assignment #1	73
Detective Dan's Listening Assignment #2	75
Detective Dan's Listening Assignment #3	77
Storyboard Pictures	85
Bible Truth 3: The Holy Spirit Gives God's People Wisdom	111
Story	113
Big Question and Answer Sign	119
Unit 10 All Bible Truths Sign	121
Bible Truth 3 Concept Sign	123
Bible Verse Sign	125
Detective Dan's Listening Assignment #1	127
Detective Dan's Listening Assignment #2	129
Detective Dan's Listening Assignment #3	131
Storyboard Pictures	139

Table of Contents, continued

Bible Truth 4: The Holy Spirit Builds God's Church	163
Story	165
Big Question and Answer Sign	171
Unit 10 All Bible Truths Sign	173
Bible Truth 4 Concept Sign	175
Bible Verse Sign	177
Detective Dan's Listening Assignment #1	179
Detective Dan's Listening Assignment #2	181
Detective Dan's Listening Assignment #3	183
Storyboard Pictures	191
Other Visual Aids	215
Making a Big Question Box/Briefcase	216
Making a Flannelgraph Storyboard	217
Making Durable Storyboard Pictures	217
Making Durable Story Scene Pictures	217
Making the Deep Down Detectives Bible Folder	218
Deep Down Detectives Bible Folder Picture Front Cover	219
Deep Down Detectives Bible Folder Picture Back Cover	221

About Deep Down Detectives Visual Aids and Small Format Storyboard Pictures

How Are They Used?



The Deep Down Detectives Visual Aids and Small Format Storyboard Pictures are companion resources to be used alongside the Deep Down Detectives Core Curriculum for each unit. These colorful pictures are used in presenting the key concepts, telling the Bible stories, and, in playing the Bible Story Review games. The storyboard pictures in this book are for flannelgraph boards 24" x 36" or larger. (Choose Visual Aids with Large Format Storyboard Pictures for very large boards.)

What Do They Include?



There are six, different resources included in this book:

1. Key Concept Visual Aids-- colorful signs of the Big Question and Answer, the Bible Truths taught in each unit, the Bible verses, and the Listening Assignments used with the curriculum for each Bible Truth taught in the unit.

2. The Storyboard Picture Key--a who's who of the pictures in thumbnail size.

3. Storyboard Suggested Picture Placement page--how you can place your pictures up on your storyboard that works well with the story.


4. The Storyboard Pictures, themselves. Notice that each picture is identified on the back for easy reference.

5. Directions for how to make a homemade flannelgraph storyboard and sturdy storyboard pictures.

6. Directions for making the Deep Down Detectives "Bible" Folder and the **back/front images** to paste in place when making it. (Larger back/front images are found online with the curriculum.)



Ready, Set, Rip It Out!



This book is meant to be ripped up and made into your visual aid. The key concept signs can be cut out and laminated or slipped into sheet protectors. Cut out around the storyboard images and ideally, laminate these. Some of the biggest pictures actually need to be stuck together, before laminating.

Store It!



Deep Down Detectives is a curriculum that can be used over and over. Store your visual aids and storyboard pictures after using them and they will serve you for many years. We store ours in manilla envelopes and then put them (along with all the rest of the curriculum) in magazine files, labeled by unit. If you have multiple classes using the curriculum, store each set of resources in separate manilla envelopes. This will make prep much simpler, second time around.

Replacement Storyboard Pictures



You can always purchase this book again or simply go online to the praisefactory.org website (Deep Down Detectives section) and print out any pictures that go missing.

Deep Down Detective Curriculum Resources

These Deep Down Detectives resources are available as free, digital downloads at praisefactory.org, or for purchase as hard copies through amazon.com.

About Deep Down Detectives Small Format Visual Aids (Smaller Storyboard Pictures)

Deep Down Detectives Small Format Visual Aids, ESV/NIV (Small Format Storyboard Pictures) for each unit

This resource provides large, colorful signs of the key concepts used in the unit. It also provides colorful storyboard (flannelgraph) pictures to cut out and use as you tell each story. These storyboard pictures are for use with storyboards at least 24" x 36" in size.

Other Deep Down Detectives Resources

There are four other companion resources for each of the sixteen Deep Down Detectives units:

Deep Down Detectives Core Curriculum Book, ESV/NIV for each unit

The Deep Down Detectives Core Curriculum book contains the curriculum introduction, the lesson plans, stories, music, activities and take home sheets for each Bible Truth in a unit.

Deep Down Detectives Visual Aids, ESV/NIV (with Large Format Storyboard Pictures) for each unit

This resource provides large, colorful signs of the key concepts used in the unit. It also provides colorful storyboard (flannelgraph) pictures to cut out and use as you tell each story. These storyboard pictures are for use with storyboards at least 36" x 48" in size.

Deep Down Detectives Visual Aids with Story Scenes, ESV/NIV for each unit

This resource provides large, colorful signs of the key concepts used in the unit. It also provides easy-to-use colorful scenes that you hold up in sequence as you tell the story. The story text for each scene is printed on the back of each scene. There are ten scenes per story.

Deep Down Detectives Fundamentals, ESV/NIV for each unit

This resource provides the key concepts, the story and small versions of the Story Scene pictures, discussion questions and five activity sheets. No lesson plan. Just the core truths. This is a great, basic resource for use at home or informal teaching situations.

All of these materials may be photocopied for non-commercial church, classroom or school use by licensed users.

Other Resources in the Praise Factory Family of Curriculum

Deep Down Detectives is the second in a family of three, inter-related curriculums:

- Hide 'n' Seek Kids (focus group: ages 2-4; adaptable range: ages 2-pre-K 5's)
- Deep Down Detectives (focus group: ages 4--6's; adaptable range: ages 3-2nd grade)
- PFI: (focus group: grades K-5th grade; adaptable range: pre-K 5's-6th grade)

Each curriculum teaches the same biblical themes, but are presented in greater depth as the children grow and develop. Together, the curriculums work like an expanding spiral of truth that returns to reinforce the same truths with each curriculum, yet leading the children to deeper understanding with each step up.

Learn more about these curriculums as well as other resources and ideas for reaching children with the gospel at: www.praisefactory.org.

DEEP DOWN DETECTIVES



**Unit 10,
Bible Truth 1
Visual Aids
and
Small Format Storyboard Pictures**

About Deep Down Detectives Visual Aids and Small Format Storyboard Pictures

How Are They Used?



The Deep Down Detectives Visual Aids and Small Format Storyboard Pictures are companion resources to be used alongside the Deep Down Detectives Core Curriculum for each unit. These colorful pictures are used in presenting the key concepts, telling the Bible stories, and, in playing the Bible Story Review games. The storyboard pictures in this book are for flannelgraph boards 24" x 36" or larger. (Choose Visual Aids with Large Format Storyboard Pictures for very large boards.)

What Do They Include?



There are six, different resources included in this book:

1. Key Concept Visual Aids-- colorful signs of the Big Question and Answer, the Bible Truths taught in each unit, the Bible verses, and the Listening Assignments used with the curriculum for each Bible Truth taught in the unit.

2. The Storyboard Picture Key-- a who's who of the pictures in thumbnail size.

3. Storyboard Suggested Picture Placement page--how you can place your pictures up on your storyboard that works well with the story.

4. The Storyboard Pictures, themselves. Notice that each picture is identified on the back for easy reference.

5. Directions for how to make a homemade flannelgraph storyboard and sturdy storyboard pictures.

6. Directions for making the Deep Down Detectives "Bible" Folder and the **back/front images** to paste in place when making it. (Larger back/front images are found online with the curriculum.)




Ready, Set, Rip It Out!



This book is meant to be ripped up and made into your visual aid. The key concept signs can be cut out and laminated or slipped into sheet protectors. Cut out around the storyboard images and ideally, laminate these. Some of the biggest pictures actually need to be stuck together, before laminating.

Store It!



Deep Down Detectives is a curriculum that can be used over and over. Store your visual aids and storyboard pictures after using them and they will serve you for many years. We store ours in manilla envelopes and then put them (along with all the rest of the curriculum) in magazine files, labeled by unit. If you have multiple classes using the curriculum, store each set of resources in separate manilla envelopes. This will make prep much simpler, second time around.

Replacement Storyboard Pictures



You can always purchase this book again or simply go online to the praisefactory.org website (Deep Down Detectives section) and print out any pictures that go missing.

The Case of the Eager Waiters*Acts 1-2***Story-telling Tips**

Ahead of time:

1. Read the Bible verses and story. Pray!
2. Choose story action cues and prepare storyboard figures/story scenes, if using. (In Visual Aids book)
3. Practice telling story with the storyboard pictures, timing your presentation. Shorten, if necessary.

During your presentation:

1. Maintain as much eye contact as possible as you tell the story.
2. Put up storyboard figures/add story action cues/hold up storybook scenes as you tell the story. Allow the children to help you put them on the board, if desired.
3. Include the children in your story with a few questions about what they think will happen or words/concepts that might be new to them.
4. Watch the kids for signs that their attention span has been reached. Shorten, if necessary.

INTRODUCTION/ LISTENING ASSIGNMENTS (Optional)

“Our story is called: The Case of the Eager Waiters. Here is your listening assignment... ” *Read from Detective Dan’s Listening Assignment signs, but questions are summarized below:*

Detective Dan’s Lesson #1 Listening Assignment:

I need to find out:

- 1. Who was waiting? What were they eager (excited) to happen?**
- 2. What happened inside of them when what they waited for came?**

Detective Dan’s Lesson #2 Listening Assignment:**Our Bible Verse is: 1 Corinthians 6:19, ESV***“Do you not know that your body is a temple of the Holy Spirit within you, whom you have from God?”*

A temple is a special place where we worship God.

I need to find out:

- 1. Who came into the disciples’ hearts to live?**
- 2. How did He make their hearts like a temple, a place of worship to God?**

Detective Dan’s Lesson #3 Listening Assignment:

I found six clues, but only 4 of them are in the story.

They are: a praying disciple, the world, a cow, the Ten Commandments, a violin, and the Holy Spirit in a heart.

Hold each of them up for the children to see as you identify them.

I need to figure out:

- 1. Which four belong in the story and which two don’t?**
- 2. What did the disciples keep asking God to send them? Why did they want God to send Him so much?**

Read the assignment questions, THEN SAY,

“Ok, Deep Down Detectives! Put on your best listening ears and see if you can hear the answers to Detective Dan’s questions. When I finish telling the story, we will see if we can answer all the questions.”

*Read the Bible Truth story, answer questions, present the gospel and lead in prayer.**Answers to questions; the gospel; and, ACTS prayer are included with the story text.*

The Case of the Eager Waiters Acts 1-2

Story with lines separating paragraphs (text in bold, optional interaction cues in italics) Numbers correspond to storyboard pictures and placement upon the storyboard. Always feel free to use less pictures, if it's best for your kids. Simply black out the numbers next to pictures you do not plan to use. All pictures are found in the Visual Aids book. Put BG (background) pictures on storyboard ahead of time. SB pictures (listed below in story text) are added to board as you tell the story. These numbers are also found on the back of each picture. Tip: Stack pictures in numerical before telling story for easy use. Use sticky-back velcro to attach pictures to storyboard felt. Use sticky-tac putty to stick a picture on top of another picture.

(SB1, SB2) "Go to Jerusalem and wait for the gift," Jesus told His disciples, after He died on the cross and rose from the dead. "I'm going home to heaven now, but I won't leave you alone," He said. "I will ask the Father and He will send you a gift. It's good that I'm going away, so you can have this gift," Jesus told them.

What kind of gift would Jesus ask His Father to send His disciples?

Do you know what the gift was?

Could there really be a gift better than having Jesus right BESIDE them each day? (SB3) Yes, there was. It was God, the Holy Spirit, coming to live INSIDE them their whole lives! Wow! What a gift!

"The Holy Spirit will come and live inside you," Jesus said. (SB4) He will give you power to be my witnesses to the whole world. He will help you, comfort you, guide you, and give you courage," He promised them.

(SB5) Up, up, up, went Jesus. Through the clouds, and up to heaven to rule as king. And where did the disciples go? (SB6) They headed to Jerusalem, just as Jesus told them to. And as they went, they spread the news to (SB7) the other believers, "(SB8) Wait in Jerusalem with us for the gift of the Holy Spirit," they told everyone. (SB9) So, all the believers gathered together in a house in Jerusalem. They prayed and waited; and, waited and prayed.

(SB10) One, two, three, four, five, six, seven, eight, nine days passed, but still no Holy Spirit! Had God forgotten? Had He changed His mind?

What do you think? Does God ever NOT keep His promises?

NO! God NEVER forgets or changes His mind. His promises always come true. His plans always happen right on time. God was waiting for Day Ten to give the gift of the Holy Spirit to His people. It was all part of His perfect plan to tell the world about Jesus.

Why Day Ten? Because Day Ten was a very special celebration day in Jerusalem, called the Day of Pentecost. (SB11) Every Pentecost, thousands of Jews from all over the world came to Jerusalem to thank God for giving them His Ten, Big Rules, the Ten Commandments.

So, when Day Ten came, Jerusalem was bursting full of people celebrating Pentecost. Everything was exactly how God wanted it to be when He gave the gift of the Holy Spirit to His people. He wanted everyone to know what was happening!

So, at nine o'clock that Pentecost morning, the gift came. (SB12) At last, God sent His Holy Spirit to Jesus' followers who had been praying and waiting in that house --all one hundred and twenty of them!

(SB13) "Whoosh," a sound like a mighty wind came from heaven and filled the whole house. (SB14) "Crackle, Sparkle," something came down that looked like fire and rested on each of them. Then quietly and powerfully, (SB15) the Holy Spirit came to live in the hearts of them all. He filled them with God's joy, peace, and power! Jesus' followers were so happy! (SB16) They burst out of that house and ran into the streets in joy!

Story with lines separating paragraphs (text in bold, optional interaction cues in italics)

But that's not all the Holy Spirit did in those first disciples. (SB17) He also made them able to speak in other languages that they had never learned! Why would God do that?

Can you guess?

So that Jesus' disciples could go out and begin telling the people of the world the good news of Jesus, starting with Jews from around the world in Jerusalem that very morning.

(SB18) Now, not just Israelites, but Romans and Greeks, Egyptians and Arabs, Africans and Asians suddenly could hear the good news of Jesus in their very own language. Everyone was amazed!

(SB19) "What's going on? How can these people speak in all of these languages? What gift is this?" many wondered. Others laughed and made fun of the disciples.

Can you tell me what gift it was? You know the answer, even if these people didn't!

(SB20) The Holy Spirit worked in Peter's heart, making him bold and giving him wise words from God's Word to speak. "These people are speaking your languages by God's Holy Spirit," Peter explained. "God has sent Him to live inside of all who follow Jesus. Come, turn away from your sin, trust in Jesus as your Savior, and be baptized. God will send the Holy Spirit to live inside you, too," Peter promised them.

What would these people do? Would they believe Peter's words? Would they keep laughing and walk away?

What do you think?

Many DIDN'T walk away, but BELIEVED! (SB21) Over three thousand people turned away from their sins and trusted in Jesus as their Savior that very day.

And guess WHO came to live inside the hearts of those three thousand new believers that day? I bet you know.

Can you tell me?

(SB22) God's Holy Spirit, just as Peter had promised. The Holy Spirit filled these new believers with God's joy, peace, and power. These new disciples were so happy! Now, they could know God in their hearts, too.

Already, God's Holy Spirit had begun to do amazing things in God's people. God's plan to tell the world the good news of Jesus was happening. And this was only the beginning. How many more wonderful things would God's Holy Spirit do!

Cracking the Case: (story wrap-up for Listening Assignments)

It's time to see how we did with our Listening Assignment.

Detective Dan's Lesson 1 Listening Assignment:

1. Who was waiting? What were they eager (excited) to happen? Jesus' disciples were waiting for God to send the Holy Spirit to them.

2. What happened inside of them when what they waited for came? The Holy Spirit filled their hearts with joy and gave them boldness to tell others the good news of Jesus.

For You and Me:

The disciples were so happy to have the Holy Spirit live in their hearts! He was always with them, helping them know and love God, and helping them love others. He gave them the boldness to tell others about Jesus. The Holy Spirit can come and live inside of us, too, when we turn away from our sins and trust in Jesus as our Savior. He can help us to know and love God. He can help us to love others, too. He can give us boldness to tell others the good news of Jesus, so they can be saved. He won't come with a great show of fire and wind, like He did for those first disciples. He will come gently and quietly in our hearts and be with us, helping us, our whole lives.

Detective Dan's Lesson 2 Listening Assignment:**Our Bible Verse is: 1 Corinthians 6:19, ESV**

"Do you not know that your body is a temple of the Holy Spirit within you, whom you have from God?"

A temple is a special place where we worship God.

I need to find out:

1. Who came into the disciples' hearts to live? God's Holy Spirit.

2. How did He make their hearts like a temple, a place of worship to God? He came to live in their hearts. He helped them know and love God, and love others, too. This is how we worship God, by living this way.

For You and Me

The disciples were so happy to have the Holy Spirit live in their hearts! He was always with them, helping them know and love God, and helping them love others. He gave them the boldness to tell others about Jesus. The Holy Spirit can come and live inside of us, too, when we turn away from our sins and trust in Jesus as our Savior. He can help us to know and love God. He can help us to love others, too. He can give us boldness to tell others the good news of Jesus, so they can be saved. He won't come with a great show of fire and wind, like He did for those first disciples. He will come gently and quietly in our hearts and be with us, helping us, our whole lives.

Detective Dan's Lesson 3 Listening Assignment:

Our six clues were: a praying disciple, the world, a cow, the Ten Commandments, a violin, and the Holy Spirit in a heart.

1. Which four belong in our story?

The praying disciple, the world, the Ten Commandments, and the Holy Spirit in a heart belong. The cow and the violin do not.

2. What did the disciples keep asking God to send them? Why did they want God to send Him so much?

The Holy Spirit. They wanted to know and love God more through the Holy Spirit. They wanted Him to help them live for God.

For You and Me:

The disciples were so happy to have the Holy Spirit live in their hearts! He was always with them, helping them know and love God, and helping them love others. He gave them the boldness to tell others about Jesus. The Holy Spirit can come and live inside of us, too, when we turn away from our sins and trust in Jesus as our Savior. He can help us to know and love God. He can help us to love others, too. He can give us boldness to tell others the good news of Jesus, so they can be saved. He won't come with a great show of fire and wind, like He did for those first disciples. He will come gently and quietly in our hearts and be with us, helping us, our whole lives.

The Gospel (story wrap-up if NOT using Listening Assignments)**Our Bible Truth is:****What Does the Holy Spirit Do in God's People?****He Changes Their Hearts to Be Like Jesus...****The Holy Spirit Lives in God's People!**

God's Holy Spirit is given to all who believe in God's good news, the gospel. What is the gospel? We have all chosen to disobey God and deserve His punishment for our sins! But God is so rich in mercy that He sent His Son Jesus to die on the cross and take the punishment for God's people. On the third day, He rose from the dead, proving He had beaten sin and death for them. Now, all who turn away from their sins and trust Jesus as their Savior God will forgive their sins. They will enjoy special closeness with God now as His special people. And one day, they will get to live with Him forever. How amazing is God's love for His people! We can be God's people, too! When we turn away from our sins and trust in Jesus as our Savior, He will save us, too! It is His promise to us!

Close in prayer.

Closing ACTS Prayer

- A** God, we praise You for being the Giver of Your Holy Spirit to Your people.
- C** God, we confess that we rebel against You in our hearts. We do not love or serve You as we should. We need Jesus to be our Savior! We need the Holy Spirit to change our hearts to love You and live for You!
- T** Thank You, God, for sending Your Holy Spirit to live in the hearts of Your people. Thank You for how He helps them to love You and live for You.
- S** God, work in our hearts that we might turn away from our sins and trust in Jesus as our Savior. Send Your Holy Spirit to live in our hearts, that we might know You and love You more and more.



In Jesus' name we pray. Amen.

Go to Lesson Plan, p.9 for the script to the rest of the lesson.

BIG QUESTION 10



What does the Holy Spirit do in God's people?



VISUAL
AID

#1

take out



ANSWER:

He changes their hearts to be like Jesus!

The Big Question

Hold up the Big Question sign for all the children to see, and say:

The Big Question we are investigating today is

Big Question Number 10:

What Does the Holy Spirit Do in God's People?

and the Answer is:

He Changes Their Hearts to Be Like Jesus...

Meaning:

God's Holy Spirit works in our hearts as we hear God's Word, the Bible. He gives us the gift of faith in Jesus. He helps us to turn away from living for ourselves and to live for God instead. This is how we become God's people.

But that's just the beginning of what the Holy Spirit does in God's people! He goes on living inside of them their whole lives, helping them, and changing their hearts. He helps them to know God and obey His laws. He helps them to love God and others as Jesus did. He comforts them when they are sad and helps them to be brave when they are scared. He helps them know the right way to live. The Holy Spirit in our hearts is a wonderful gift that God loves to give to us when we turn away from our sins and trust in Jesus as our Savior.

Let's sing our Big Question Song: "

Big Q & A 10 Song

DDD ESV Songs 10, track 12

(adapted version of "Pop, Goes the Weasel")


What does the Holy Spirit do,
Inside of God's people?
What does the Holy Spirit do?
He changes their heart!

BIG QUESTION 10: Four truths about the Holy Spirit


1.




2.



3.



4.



Visual take out Aid



This Unit's Bible Truths

"He Changes Their Hearts to Be Like Jesus" is a good beginning, but there's so more to learn. So it's time for us to dig down even deeper for more answers to our Big Question about God. We're going to be learning FOUR Bible truths that all tell us more about the Holy Spirit.

Who would like to hand me the picture with our four Bible truths on it? It's in the Big Question Box/Briefcase."

Choose a child to get it and hand it to you, then hold it up and show them the pictures of the four truths they will be learning.

After everyone has had a good look say...

"Ok, now let's look at our Bible Truth Clue sign and see if we can figure out which of these four truths we will be learning about today. Who would like to get it out of the Big Question Briefcase for me?"

Choose a child to open the briefcase, take out the Bible Truth Clue sign and hand it to you.


CAN YOU GUESS BIBLE TRUTH I?

**What Does the Holy Spirit
Do in God's People?
He Changes Their Hearts
to Be Like Jesus...**

**The Holy Spirit ???
in God's People!**

**HINT: What's the opposite of
being dead? This word starts
with the letter "L" and it rhymes
with "gives."**

**ANSWER:
The Holy Spirit LIVES in God's People!**



Visual Aid

#3



Big
Question
Bibles

of BQB

take out

Revealing the Bible Truth We Are Learning

Hold up the front side for the children to see. Cover up the answer, written along the bottom, and say:

**“What Does the Holy Spirit Do in God’s People?
He Changes Their Hearts to Be Like Jesus...
The Holy Spirit ??? in God’s People!”**

We’re missing one word. Here’s the hint to what the missing word is. It says: “What’s the opposite of being dead? This word starts with the letter “L” and it rhymes with “gives.”

Can you guess? It’s “Lives!”

So the Bible Truth we are learning today is:

(uncover answer from bottom of sign, show it to them and say:)

**“What Does the Holy Spirit Do in God’s People?
He Changes Their Hearts to Be Like Jesus...
The Holy Spirit LIVES in God’s People!”**

And here is what this Bible Truth means:

(read the meaning off of the back of the sign, say:)

God is one God, but three Persons: God, the Father, Jesus, the Son of God, and God, the Holy Spirit. Together they have always lived, delighting to be with each other, and working out the perfect plans of God. This is a wonderful truth, even though it is very hard to understand.

After Jesus died on the cross and rose from the dead, He spent time with His disciples and taught them many things. He told them He would be going back to reign in heaven, but He promised His disciples that He would not leave God’s people all alone. He would send the Holy Spirit to live in their hearts. The Holy Spirit would make their hearts new. He would help them know God and His Word. He would comfort them. He would change their hearts, so that they would love God and live for Him, more and more.


God sent His Holy Spirit to live inside of those first believers, just as Jesus said He would. He worked in their hearts, helping them in all the ways Jesus promised. And since then, God continues to give His Holy Spirit to all of His people --to all who turn away from their sins and trust in Jesus as their Savior. Yes, to each of them, God gives a new heart, filled with His Holy Spirit. He comforts them, gives them wisdom, and helps them love Him and live for Him, too. God can do this in our hearts, also!

Visual
Aid

#4

take out

Place
verse in



**“Do you not know that your body is a temple of the Holy Spirit within you,
whom you have from God?” 1 Corinthians 6:19, ESV**

Bible Truth | Bible Verse

Remove the Bible Verse Picture from the "Bible" folder and hold it up for all the children to see, then say:

1 Corinthians 6:19 tells us:

1 Corinthians 6:19, ESV

"Do you not know that your body is a temple of the Holy Spirit within you, whom you have from God?"

Learn a Little: "Your body is a temple of the Holy Spirit whom you have from God."

What does that mean?

God created every person with a body, but also with a special heart, made to know and love Him. When we become God's people, God fills that special heart with His Holy Spirit. That makes our bodies like a temple--a special place of God's presence. What an amazing gift from God that we can have, when we become God's people! And how do we become God's people? By turning away from our sins and trusting in Jesus as our Savior.

"Now it's time to do a bit more deep down investigating. Let's see what Detective Dan wants us to help him figure out. Would someone like to get it out for me?"

"We've said our Bible verse, now let's sing it!"

"We've said our Bible verse, now let's sing it!"

A Temple of the Holy Spirit: 1 Corinthians 6:19

DDD ESV Songs 10, track 20

Do you not know?

Do you not know?

Do you not know,

That your body is a temple?

Do you not know?

Do you not know?

Do you not know,

That your body is a temple?

A temple of the Holy Spirit within you,

A temple of the Holy Spirit within you,

Whom you have from God,

Whom you have from God.

First Corinthians Chapter Six,

verse nineteen.

"Now it's time to do a bit more deep down investigating. Let's see what Detective Dan wants us to help him figure out. Would someone like to get it out for me?"


take out



Place in



Visual Aid



Detective Dan's Listening Assignment #1

Detective Dan's

Listening Assignment #1



Hi, Deep Down Detectives!

I'm working on a brand-new case called:

"The Case of the Eager Waiters."

I need to find out:

1. Who was waiting? What were they eager (excited) to happen?

AND

2. What happened inside of them when what they waited for came?

Can you help me? Listen carefully to the story and you might just hear the answers!

Thanks!

Detective Dan

Then say, "Ok, Deep Down Detectives! Put on your best listening ears and see if you can hear the answers to Detective Dan's questions. When I finish telling the story, we will see if we can answer all of his questions."

Read the Bible Truth story, putting up the storyboard pictures as you tell it.

At the end of the story, repeat the questions and lead the children in answering them. Present the gospel and close in prayer.

Answers to assignment questions, the gospel and ACTS prayer are also included at the end of the story text.

Answers:

1. **Who was waiting? What were they eager (excited) to happen?** Jesus' disciples were waiting for God to send the Holy Spirit to them.

2. **What happened inside of them when what they waited for came?** The Holy Spirit filled their hearts with joy and gave them boldness to tell others the good news of Jesus.

For You and Me:

The disciples were so happy to have the Holy Spirit live in their hearts. He was always with them, helping them know and love God, and helping them love others. He gave them the boldness to tell others about Jesus. The Holy Spirit can come and live inside of us, too, when we turn away from our sins and trust in Jesus as our Savior. He can help us to know and love God. He can help us to love others, too. He can give us boldness to tell others the good news of Jesus, so they can be saved. He won't come with a great show of fire and wind, like He did for those first disciples. He will come gently and quietly in our hearts and be with us, helping us, our whole lives.

take out



of BQB

Place in



Visual Aid



Detective Dan's Listening Assignment #2

Detective Dan's

Listening Assignment #2



Hi, Deep Down Detectives!

I'm still working on the case called:

"The Case of the Eager Waiters."

1 Corinthians 6:19, ESV:

"Do you not know that your body is a temple of the Holy Spirit within you, whom you have from God?"

A temple is a special place where we worship God.

I need to find out:

1. Who came into the disciples' hearts to live?

AND

2. How did He make their hearts like a temple, a place of worship to God?

Can you help me? Listen carefully to the story and you might just hear the answers!

Thanks for your help!

Detective Dan

Then say, "Ok, Deep Down Detectives! Put on your best listening ears and see if you can hear the answers to Detective Dan's questions. When I finish telling the story, we will see if we can answer all of his questions!"

Read the Bible Truth story, putting up the storyboard pictures as you tell it. At the end of the story, repeat the questions and lead the children in answering them. Present the gospel and close in prayer.

Answers to assignment questions, the gospel and ACTS prayer are also included at the end of the story text.

Answers:

Our Bible Verse is: 1 Corinthians 6:19, ESV

"Do you not know that your body is a temple of the Holy Spirit within you, whom you have from God?"

A temple is a special place where we worship God.

I need to find out:

1. Who came into the disciples' hearts to live? God's Holy Spirit.

2. How did He make their hearts like a temple, a place of worship to God? He came to live in their hearts. He helped them know and love God, and love others, too. This is how we worship God, by living this way.

For You and Me:

The disciples were so happy to have the Holy Spirit live in their hearts. He was always with them, helping them know and love God, and helping them love others. He gave them the boldness to tell others about Jesus. The Holy Spirit can come and live inside of us, too, when we turn away from our sins and trust in Jesus as our Savior. He can help us to know and love God. He can help us to love others, too. He can give us boldness to tell others the good news of Jesus, so they can be saved. He won't come with a great show of fire and wind, like He did for those first disciples. He will come gently and quietly in our hearts and be with us, helping us, our whole lives.

take out



Place in



Visual Aid



Detective Dan's Listening Assignment #3

Detective Dan's

Listening Assignment #3



Hi, Deep Down Detectives!
I'm still working on the case called:
"The Case of the Eager Waiters."

I found SIX clues, but TWO of them are NOT in the story. They are: a praying disciple, the world, a cow, the Ten Commandments, a violin, and the Holy Spirit in a heart.

Hold up each of the six pictures for the children to see as you identify them. Better yet, put them up on your flannelgraph board, off to one side.

I need to know:

1. Which FOUR pictures belong in the story and which TWO do NOT?
2. What did the disciples keep asking God to send them? Why did they want God to send Him so much?

Can you help me? Listen carefully to the story and you might just hear the answers!

Thanks!
Detective Dan

Then say, "Ok, Deep Down Detectives! Put on your best listening ears and see if you can hear the answers to Detective Dan's questions. When I finish telling the story, we will see if we can answer all of his questions."

Read the Bible Truth story, putting up the storyboard pictures as you tell it. At the end of the story, repeat the questions and lead the children in answering them. Present the gospel and close in prayer.

Answers to assignment questions, the gospel and ACTS prayer are also included at the end of the story text.

Answers:


1. Which four pictures belong in the story and which two do not?
The praying disciple, the world, the Ten Commandments, and the Holy Spirit in a heart belong. The cow and the violin do not.
2. What did the disciples keep asking God to send them? Why did they want God to send Him so much? The Holy Spirit. They wanted to know and love God more through the Holy Spirit. They wanted Him to help them live for God.

For You and Me:

The disciples were so happy to have the Holy Spirit live in their hearts. He was always with them, helping them know and love God, and helping them love others. He gave them the boldness to tell others about Jesus. The Holy Spirit can come and live inside of us, too, when we turn away from our sins and trust in Jesus as our Savior. He can help us to know and love God. He can help us to love others, too. He can give us boldness to tell others the good news of Jesus, so they can be saved. He won't come with a great show of fire and wind, like He did for those first disciples. He will come gently and quietly in our hearts and be with us, helping us, our whole lives.



The World



A Praying Disciple

VISUAL
AID
#5C

Place in
DDD
Bible™

take out
Big
Question
Briefcase
of BQB


VISUAL
AID
#5C

Place in
DDD
Bible™


take out
Big
Question
Briefcase
of BQB

DDD 10.1 Lesson 3 Listening Assignment Clue Picture 2 for kids

DDD 10.1 Lesson 3 Listening Assignment Clue Picture 1 for kids



The Ten Commandments



A Cow

VISUAL
AID
#5C

Place in
DDD
Bible™

take out
Big
Question
Briefcase
of BQB


DDD 10.1 Lesson 3 Listening Assignment Clue Picture 4 for kids

VISUAL
AID
#5C

Place in
DDD
Bible™

take out
Big
Question
Briefcase
of BQB

DDD 10.1 Lesson 3 Listening Assignment Clue Picture 3 for kids



The Holy Spirit in a Heart



A Violin

VISUAL
AID
#5C

Place in
DDD
Bible™

take out
Big
Question
Briefcase
of BQB

DDD 10.1 Lesson 3 Listening Assignment Clue Picture 6 for kids

VISUAL
AID
#5C

Place in
DDD
Bible™

take out
Big
Question
Briefcase
of BQB

DDD 10.1 Lesson 3 Listening Assignment Clue Picture 5 for

Big Question 10, Bible Truth 1 Storyboard Background Pictures Key (BG)

Put these pictures in place on your storyboard BEFORE you tell your story.

BG1 Heaven



BG2 Clouds



BG3 Mount of Olives




BG4 Cross and Empty Tomb Scene



BG5 Jerusalem



BG6 House Where Disciples Waited for the Holy Spirit



Big Question 10, Bible Truth 1 Storyboard Pictures Key (SB)

Store these pictures in numerical order in your DDD Bible Folder.
Add these to your story as you tell it. Numbers correspond to placement order.

SB1 Go to Jerusalem and Wait for the Gift



SB11 Crowds of Jews in Jerusalem for Pentecost



SB2 The Disciples Listening to Jesus



SB12 Day 10 Day of Pentecost



SB3 The Holy Spirit Is the Gift



SB13 Whooshing Wind



SB14 Something Like Tongues of Fire



SB4 Power to Tell the Whole World about Jesus



SB15 Holy Spirit in Hearts



SB16 The Disciples Joyfully Burst Out of House



SB5 Jesus Goes to Heaven



SB17 Gift of Speaking in Languages They Don't Know



SB6 Disciples Head to Jerusalem



SB18 Jews from Other Parts of the World Listening



SB7 Other Disciples



SB19 What's Going On?



SB8 Jesus Said Go to Jerusalem and Wait for the Gift



SB20 Peter Preaching




SB9 Disciples Waiting and Praying



SB21 Crowd of Jews Believing



SB10 Days 1-9 Where's the Gift?



SB22 Holy Spirit in the Hearts of the New Believers



Note: Use sticky tac putty rather than velcro on back of pictures placed on top of other pictures.




BG1

SB5



BG2




BG3

SB1

SB3

SB4

SB2



SB8

SB6

SB7

SB10

SB19

SB18

SB11

SB15

SB20

SB21


SB22

NOTE:

Some of the larger images are assembled from two or more pages. You can make these easier to fold by leaving a small gap in the lamination between the pieces. This allows you to fold the image along the gap.






leave slight gap here
to create a “hinge” for
easy folding



BG1 Heaven
DDD 10.1 Story
Place on board before telling story

BG2 Clouds
DDD 10.1 Story



SB5 Jesus Goes
to Heaven
DDD 10.1 Story


SB7 Other Disciples
DDD 10.1 Story

SB6 Disciples
Head to Jerusalem
DDD 10.1 Story

SB4 Power to Tell
the Whole World
about Jesus
DDD 10.1 Story

SB3 The Holy Spirit
Is the Gift
DDD 10.1 Story

BG3 Mount of Olives
DDD 10.1 Story
Place on board before telling story




BG4 Cross and
Empty Tomb Scene
DDD 10.1 Story
Place on board before telling story



SB1 Go to Jerusalem and
Wait for the Gift
DDD 10.1 Story

BG5 Jerusalem
DDD 10.1 Story
glue together, then laminate
Place on board before telling story



SB22 Holy Spirit in
Their Hearts
DDD 10.1 Story

SB14 Something Like
Tongues of Fire
DDD 10.1 Story

BG6 House Where Disciples Waited
for the Holy Spirit
DDD 10.1 Story
Place on board before telling story

SB2 The Disciples
Listening to Jesus
DDD 10.1 Story

SB13 Whooshing Wind
DDD 10.1 Story



SB9 Disciples Waiting
and Praying
DDD 10.1 Story

SB11 Crowds of Jews
in Jerusalem for
Pentecost
DDD 10.1 Story



SB10 Days 1-9
Where's the Gift?
DDD 10.1 Story

SB17 Gift of Speaking
in Languages They
Don't Know
DDD 10.1 Story


SB16 The Disciples Joyfully
Burst Out of House
DDD 10.1 Story



SB21 Crowd of Jews Believing, pt 1 of 2
DDD 10.1 Story

SB21 Crowd of Jews Believing, pt 2 of 2
DDD 10.1 Story

SB12 Day 10
Day of Pentecost
DDD 10.1 Story



SB20 Peter Preaching
DDD 10.1 Story

SB19 What's Going On?
DDD 10.1 Story

SB18 Jews from Other
Parts of the World
Listening
DDD 10.1 Story

SB15 Holy Spirit in Hearts
DDD 10.1 Story

DEEP DOWN DETECTIVES



**Unit 10,
Bible Truth 2
Visual Aids
and
Small Format Storyboard Pictures**

About Deep Down Detectives Visual Aids and Small Format Storyboard Pictures

How Are They Used?



The Deep Down Detectives Visual Aids and Small Format Storyboard Pictures are companion resources to be used alongside the Deep Down Detectives Core Curriculum for each unit. These colorful pictures are used in presenting the key concepts, telling the Bible stories, and, in playing the Bible Story Review games. The storyboard pictures in this book are for flannelgraph boards 24" x 36" or larger. (Choose Visual Aids with Large Format Storyboard Pictures for very large boards.)

What Do They Include?



There are six, different resources included in this book:

1. Key Concept Visual Aids-- colorful signs of the Big Question and Answer, the Bible Truths taught in each unit, the Bible verses, and the Listening Assignments used with the curriculum for each Bible Truth taught in the unit.

2. The Storyboard Picture Key-- a who's who of the pictures in thumbnail size.

3. Storyboard Suggested Picture Placement page--how you can place your pictures up on your storyboard that works well with the story.


4. The Storyboard Pictures, themselves. Notice that each picture is identified on the back for easy reference.

5. Directions for how to make a homemade flannelgraph storyboard and sturdy storyboard pictures.

6. Directions for making the Deep Down Detectives "Bible" Folder and the **back/front images** to paste in place when making it. (Larger back/front images are found online with the curriculum.)




Ready, Set, Rip It Out!



This book is meant to be ripped up and made into your visual aid. The key concept signs can be cut out and laminated or slipped into sheet protectors. Cut out around the storyboard images and ideally, laminate these. Some of the biggest pictures actually need to be stuck together, before laminating.

Store It!



Deep Down Detectives is a curriculum that can be used over and over. Store your visual aids and storyboard pictures after using them and they will serve you for many years. We store ours in manilla envelopes and then put them (along with all the rest of the curriculum) in magazine files, labeled by unit. If you have multiple classes using the curriculum, store each set of resources in separate manilla envelopes. This will make prep much simpler, second time around.

Replacement Storyboard Pictures



You can always purchase this book again or simply go online to the praisefactory.org website (Deep Down Detectives section) and print out any pictures that go missing.

Bible Story: The Case of the Scaredy Cat Scat*Matthew 26-28; Mark 14-16; Luke 22-24; John 13-21; Acts 1-2***Story-telling Tips**

Ahead of time:

1. Read the Bible verses and story. Pray!
2. Choose story action cues and prepare storyboard figures/story scenes, if using. (In Visual Aids book)
3. Practice telling story with the storyboard pictures, timing your presentation. Shorten, if necessary.

During your presentation:

1. Maintain as much eye contact as possible as you tell the story.
2. Put up storyboard figures/add story action cues/hold up storybook scenes as you tell the story. Allow the children to help you put them on the board, if desired.
3. Include the children in your story with a few questions about what they think will happen or words/concepts that might be new to them.
4. Watch the kids for signs that their attention span has been reached. Shorten, if necessary.

INTRODUCTION/ LISTENING ASSIGNMENTS (Optional)

“Our story is called: The Case of the Scaredy Cat Scats. Here is your listening assignment... ” *Read from Detective Dan’s Listening Assignment signs, but questions are summarized below:*

Detective Dan’s Lesson #1 Listening Assignment:

I need to know: A “scaredy cat” is a funny way to say someone is very scared. To “scat” means to run away.

- 1. Who was very afraid, like a scaredy cat?**
- 2. Why didn’t they stay scaredy cats? Who changed them?**

Detective Dan’s Lesson #2 Listening Assignment:**Our Bible Verse is 2 Timothy 1:6,7, ESV:***“...fan into flame the gift of God...for God gave us a spirit not of fear but of power and love and self-control.”*

I need to know:

- 1. Who was very afraid to be known as Jesus’ disciple? Why?**
- 2. What wonderful gift did God give to them to help them become bold (unafraid to be known as Jesus’ disciples? What did these men become bold to do?**

Detective Dan’s Lesson #3 Listening Assignment:I found six clues, but two of them are **NOT** in the story.

They are: a servant girl, Jesus’ enemies, a policeman, Jesus praying, a rooster, and a farmer.

Hold each of them up for the children to see as you identify them.

I need to know:

- 1. Which four belong in the story and which two don’t?**
- 2. What did Jesus pray to help Peter? Who did Jesus send to help Peter?**

Read the assignment questions, THEN SAY,

“Ok, Deep Down Detectives! Put on your best listening ears and see if you can hear the answers to Detective Dan’s questions. When I finish telling the story, we will see if we can answer all the questions.”

*Read the Bible Truth story, answer questions, present the gospel and lead in prayer.**Answers to questions; the gospel; and, ACTS prayer are included with the story text.*

The Case of the Scaredy Cat Scat *Matthew 26-28; Mark 14-16; Luke 22-24; John 13-21; Acts 1-2*

Story with lines separating paragraphs (text in bold, optional interaction cues in italics) Numbers correspond to storyboard pictures and placement upon the storyboard. Always feel free to use less pictures, if it's best for your kids. Simply black out the numbers next to pictures you do not plan to use. All pictures are found in the Visual Aids book. Put BG (background) pictures on storyboard ahead of time. SB pictures (listed below in story text) are added to board as you tell the story. These numbers are also found on the back of each picture. Tip: Stack pictures in numerical order before telling story for easy use. Use sticky-back velcro to attach pictures to storyboard felt. Use sticky-tac putty to stick a picture on top of another picture. OR, if using the Story Scenes to tell the story, disregard the storyboard picture references listed below.

One evening, (SB1) Peter, John, and Jesus' other disciples walked with Jesus to the Garden of Gethsemane. Under the olive trees, Jesus shared what was about to happen. "My enemies are coming to arrest Me and kill Me. You will all run away and leave Me," He told them. "But after I rise from the dead, I will go ahead of you into Galilee."

Peter heard Jesus' words, but he refused to believe them. (SB2) "No! Even if everyone else runs away and leaves You, I won't," he told Jesus. Peter was sure he would never do something as terrible as leaving Jesus!

But Jesus knew the truth. "(SB3) Peter, before the rooster crows tomorrow morning, you'll say you never knew Me THREE times! God's enemy, Satan, wants to crush you, Peter, but I have prayed that your faith won't fail. When you turn back, encourage the others," Jesus told him.

Peter heard Jesus' words again, but he still refused to believe. "It's not true!" Peter insisted. "I won't leave You, even if they put me in jail and kill me along with You!" The other disciples agreed with Peter. "We will never leave You, Jesus. We will stay with You no matter what!" they promised.

Jesus' words made the disciples sad. They hated to think that Jesus would be killed by His enemies. They hated to think that they might all leave Him!

Jesus knew this and comforted them. "Don't be worried," Jesus told them. "I'm going to heaven to make a place for you to live with Me forever! I'm going to ask God, My Father, to send Someone very special to help You. I won't leave you alone!" Jesus promised them.

Who was this special Someone who would help them? Do you know?

Can you tell me who?

It was God, the Holy Spirit. How amazing! God, Himself, coming to live inside of them!

"(SB4) Yes, the Holy Spirit will come live inside of you and He will help you," Jesus told His disciples. "It's better for you that I go, so that He can come and live inside of you," Jesus comforted them.

Soon, everything happened just as Jesus said it would. (SB5) Judas Iscariot, one of Jesus' twelve disciples, had gone to Jesus' enemies and offered to help them get rid of Jesus. Judas loved money, and when they promised him thirty, silver coins to help them catch Jesus, Judas agreed. Now, the time came for him to earn his money and lead them to Jesus.

"(SB6) March, march, march," Jesus and the other disciples heard men coming. The light of their blazing torches and lanterns lit up the darkness, revealing a BIG crowd of men, armed with swords and clubs. "(SB7) Rabbi, teacher," Judas exclaimed, going up to Jesus and giving Him the usual, brotherly kiss. This was the sign the crowd of soldiers was waiting for. Now, they knew who Jesus was. (SB8) They seized and arrested Him.

"Judas, will you really turn Me over to My enemies with a kiss?" Jesus said to him. "If you are looking for Me, then let My disciples go free," Jesus told the crowd.

(SB9) Peter and the other disciples could see what was happening. What would they do? Would they run like Jesus said they would, or would they be arrested with Him, and maybe die, too?

Story with lines separating paragraphs (text in bold, optional interaction cues in italics)

Peter had another idea. He would fight! (SB10) He took his sword and cut off the ear of Malchus, the servant of Jesus' most powerful and most important enemy --the high priest. Peter wouldn't let this crowd wouldn't take away Jesus without a struggle!

"No, put your sword away, Peter," Jesus exclaimed. "Will I run away from what God, My Father, has planned? No, I will not! I will do it, even though it will be very hard!" (SB11) Then, Jesus reached out and healed the very ear Peter had just cut off! Amazing!

Now Peter's "fight" quickly turned to "fear"! Now he understood. Jesus would not fight! Jesus was choosing to die!

"Oh, no, we don't want to be arrested! Oh, no, we don't want to be hurt! Oh, no, we don't want to die!" Peter and the other disciples thought. They had to act quickly before it was too late! So, off they ran, away through the olive trees and into the darkness, leaving Jesus all alone. (Remove SB9)

(SB12) From the safety of the darkness, they heard the crowd leave with Jesus. Back to Jerusalem, through the city gates, up its dark streets, and to the (SB13) high priest's house, the crowd took Him. Jesus' enemies gathered there to take Jesus and set up His death.

(SB14) Peter and John snuck along after the crowd, sticking to the shadows. They wanted to know what happened to Jesus, but they didn't want to be noticed. But Peter was cold. So, at last, when he thought it safe, Peter went up the fire to warm himself.

Then, Peter WAS noticed! "(SB15) You, there! YOU were with Jesus. YOU are one of His followers," a servant girl exclaimed when she saw him. Peter panicked. Oh, no! now the soldiers might come for him and kill him, he feared. What would Peter say? Would he tell the truth or lie to protect himself?

What do you think Peter would do?

"(SB16) No, I wasn't! I swear I never knew Him!" Peter lied to the servant girl and the others. Peter lied not just one time or two times, but THREE times!

"(SB17) Cock-a-doodle-doo!" Peter heard the rooster crow, then (SB18) he ran away and cried. It all happened just as Jesus had said it would. Maybe Peter loved Jesus, but he didn't have the courage to suffer and die with Him.

Later that day, (SB19) Jesus was nailed to a cross at Golgotha. There, He suffered and died. Friends took his body and buried it in a cave-grave. How very, very sad Peter and the other disciples were! Sad, that their teacher was gone! Sad, that it seemed Jesus wasn't really the Messiah, the promised Savior sent from God. And sad, that they had not even stood by Him, but had run away. (SB20) Now they huddled in fear in a house in Jerusalem. They didn't want Jesus' enemies to find them. They didn't want to be next to die! Was this the end of the story for Jesus, and for Peter and the other disciples? Jesus was dead and all His disciples had run away like scaredly cats. It certainly looked like the end.

But wasn't the end, was it? For while on Day One and Two, Jesus' body lay dead in that cave-grave, everything changed on Day Three. Can you remember what happened?

Do you remember?

(SB21) Jesus rose up from the dead! He had suffered and died on the cross for the sins of God's people, and He had WON! Jesus rose up to life in VICTORY! Yay!

Jesus appeared to (SB22) the women who came to the cave-grave that Sunday morning! "I'm alive," He told them. "Go, tell Peter and the other disciples!"

Story with lines separating paragraphs (text in bold, optional interaction cues in italics)

When Peter and John heard the women's story, (SB23) they ran to the cave-grave to see for themselves. Yes, there were the strips of cloth that had been wrapped around Jesus' dead body, now lying in a pile by themselves. And there was the cloth that had been on Jesus' face, now nicely folded up by itself. Could the women's story really be true?

John believed Jesus had risen from the dead, but Peter still could not. Together, they went back to the house where the other disciples were. They locked the door and hid. How scared they were of Jesus' enemies! Maybe Jesus WAS alive, but His disciples were still just scaredy cats.

Yet, this would NOT be the sad end of Jesus' disciples! Jesus had prayed for them and promised them something. Do you remember what?

Do you remember?

Jesus had prayed for His disciples' faith (especially Peter's) to not fail, and it didn't! Jesus' prayers for us are always answered with a "yes"! Peter may have sinned against Jesus, and they may have all been very scared, but they were still loved by God. He would help them to keep on believing.

(Put SB24 on top of SB20, or replace it) That evening, Jesus suddenly appeared to His scared disciples in their locked-up house. He knew right where they were, and no locks could keep Him out!

"I'm alive!" Jesus exclaimed, showing them the scars on His hands and feet. It was Jesus! He really was alive! He had really beaten sin and death for God's people. They were so happy.

Over the next 40 days, (SB25) Jesus taught Peter and the other disciples from the Bible. Jesus showed them how God's promises all came true through His life and death. He told them about God's Big Plan for them: they were to tell everyone how they could become God's people. There was so much to learn and to tell!

But Peter and the others needed more than teaching to be able to obey God's plan for them. The same enemies who killed Jesus would try to hurt them when they spread the good news of Jesus. Once more, they would run away like scaredy cats, if they tried to live for God on their own. They needed that powerful gift that Jesus had promised them. The gift that would come and live inside of them. Can you remember what the powerful gift was?

Can you remember?

It was God's Holy Spirit! "(SB26) Go back to Jerusalem and wait for the gift," Jesus told them, as He went up to heaven. "(SB27) "There, you receive the Holy Spirit," Jesus said. "He will give you the courage to do all of God's plans," Jesus promised.

So, back to Jerusalem they went, and prayed, and waited. Then, at last, (SB28) the Holy Spirit came! God sent Him to live inside the hearts of Peter and the other believers. The Holy Spirit gave them peace and joy in God. And, He gave them POWER and COURAGE! Peter and the others were changed people. No longer were they scared to speak up for Jesus in front of Jesus' enemies or anyone else. Here was the Helper they needed to live boldly for Jesus for the rest of their lives!

And even right then and there, (SB29) The Holy Spirit gave Peter the courage to boldly preach God's Word to a crowd of thousands of people (SB30) "Turn away from your sins! Trust in Jesus as your Savior!" Peter urged them. "Then you, too, will receive this wonderful gift of the Holy Spirit that God has given us," he told them. And that's what three thousand people did that day. They turned away from their sins and trusted in Jesus as their Savior. (SB31) Then, God's wonderful gift of His Holy Spirit came to live in the hearts of these new believers, too.

Oh, what changes the Holy Spirit had made in Peter and the others! No longer were they scaredy cats. Now, they were brave followers of Jesus, thanks to the Holy Spirit. And He would help them boldly live for God for the rest of their lives.

Cracking the Case: (story wrap-up for Listening Assignments)

It's time to see how we did with our Listening Assignment.

Detective Dan's Lesson #1 Listening Assignment:

I need to know: A "scaredy cat" is a funny way to say someone is very scared. To "scat" means to run away.

1. Who was very afraid, like a scaredy cat? Peter and Jesus' other disciples.

2. Why didn't they stay scaredy cats? Who changed them? Jesus prayed for Peter and the others. The Holy Spirit came to live inside of them all. He changed their hearts and gave them boldness to tell others about Jesus.

For You and Me

Like Jesus' disciples, we need Jesus to help us. We need Him to pray for us. We need the Holy Spirit to live in our hearts, and help us to boldly live for God. How can the Holy Spirit come to live in our hearts? When we turn away from our sins and trust in Jesus as our Savior. Ask God to help you. He loves to answer this prayer!

Detective Dan's Lesson #2 Listening Assignment:**Our Bible Verse is 2 Timothy 1:6,7, ESV:**

"...fan into flame the gift of God...for God gave us a spirit not of fear but of power and love and self-control."

I need to know:

1. Who was very afraid to be known as Jesus' disciple? Why? Peter and the other disciples were. They were afraid the soldiers would arrest them and kill them.

2. What wonderful gift did God give to them to help them become bold (unafraid to be known as Jesus' disciples? What did these men become bold to do? The gift of The gift of the Holy Spirit. The Holy Spirit worked in their hearts and helped them to be bold to live for God and to tell others about God, even if enemies threatened to hurt them. That's boldness!

For You and Me

Peter isn't the only one who may struggle with fear to live for God and to tell others about Jesus. We may, too. But God offers His Holy Spirit to all who turn away from their sins and trust in Jesus as their Savior. He will come to live inside of them and help them be bold, too. And He will come to live inside us and help us, too, if we turn away from our sins and trust in Jesus. What a wonderful gift is the Holy Spirit living in our hearts!

Detective Dan's Lesson #3 Listening Assignment:

I found six clues, but two of them are **NOT** in the story. They are: a servant girl, Jesus' enemies, a policeman, Jesus praying, a rooster, and a farmer.

Hold each of them up for the children to see as you identify them.

I need to know:

1. Which four belong in the story and which two don't? The servant girl, Jesus' enemies, Jesus praying, and the rooster belong. The policeman and the farmer do not.

2. What did Jesus pray to help Peter? Who did Jesus send to help Peter? Jesus prayed for Peter to be kept safe and to keep on believing in Jesus, even when God's enemy, Satan, would tempt him to be act like he didn't know Jesus and run away.

For You and Me

Peter isn't the only one who may struggle with fear to live for God and to tell others about Jesus. We may, too. But God offers His Holy Spirit to all who turn away from their sins and trust in Jesus as their Savior. He will come to live inside of them and help them be bold, too. And He will come to live inside us and help us, too, if we turn away from our sins and trust in Jesus. What a wonderful gift is the Holy Spirit living in our hearts!

The Gospel (story wrap-up if NOT using Listening Assignments)**Our Bible Truth is:**

What Does the Holy Spirit Do in God's People?

He Changes Their Hearts to Be Like Jesus...

The Holy Spirit Gives God's People Courage!

What a wonderful gift the Holy Spirit was to Peter and the rest of Jesus' disciples! He helped them have courage to live their lives for God. He helped them boldly tell others the good news of Jesus.

Peter and Jesus' other disciples needed Jesus to be their Savior. They needed the Holy Spirit to work in their hearts, and so do we! You see, we all have chosen to disobey God. We all deserve God's punishment for our sins. God would have been perfectly fair to His punish us for breaking His laws and leave it at that. But He is so rich in mercy that He sent His Son, Jesus, to die on the cross and take the punishment for God's people. On the third day, Jesus rose from the dead. He had beaten sin and death for them. We can become God's people when we turn away from our sins and trust Jesus as our Savior. Our sins will be forgiven and God's Holy Spirit will come live inside of us. And one day, we will get to live with Him forever. Ask Him to help you! He loves to answer this prayer! *Close in prayer.*


Closing ACTS Prayer

- A** God, we praise You for being the Giver of courage to Your people through the Holy Spirit.
- C** God, we confess that many times we fear, instead of trusting You to give us courage by Your Holy Spirit. We need Jesus to be our Savior!
- T** Thank You, God, for giving Your people the Holy Spirit to give them courage to do everything You want them to do.
- S** God, work in our hearts that we might turn away from our sins and trust in Jesus as our Savior. Send the Holy Spirit to live in our hearts that we might live courageously for You. Help us to boldly do everything You want us to do, no matter how hard it is.



In Jesus' name we pray. Amen.

Go to Lesson Plan, p.9 for the script to the rest of the lesson.

BIG QUESTION 10



What does the Holy Spirit do in God's people?



VISUAL
AID

#1

take out



of BQB

ANSWER:

He changes their hearts to be like Jesus!

The Big Question

Hold up the Big Question sign for all the children to see, and say:

The Big Question we are investigating today is

Big Question Number 10:

What Does the Holy Spirit Do in God's People?

and the Answer is:

He Changes Their Hearts to Be Like Jesus...

Meaning:

God's Holy Spirit works in our hearts as we hear God's Word, the Bible. He gives us the gift of faith in Jesus. He helps us to turn away from living for ourselves and to live for God instead. This is how we become God's people.

But that's just the beginning of what the Holy Spirit does in God's people! He goes on living inside of them their whole lives, helping them, and changing their hearts. He helps them to know God and obey His laws. He helps them to love God and others as Jesus did. He comforts them when they are sad and helps them to be brave when they are scared. He helps them know the right way to live. The Holy Spirit in our hearts is a wonderful gift that God loves to give to us when we turn away from our sins and trust in Jesus as our Savior.

Let's sing our Big Question Song: "

Big Q & A 10 Song

DDD ESV Songs 10, track 12

(adapted version of "Pop, Goes the Weasel")


What does the Holy Spirit do,
Inside of God's people?
What does the Holy Spirit do?
He changes their heart!

BIG QUESTION 10: Four truths about the Holy Spirit

1.




2.



3.



4.



Visual take out
Aid



This Unit's Bible Truths

"He Changes Their Hearts to Be Like Jesus" is a good beginning, but there's so more to learn. So it's time for us to dig down even deeper for more answers to our Big Question about God. We're going to be learning FOUR Bible truths that all tell us more about the Holy Spirit.

Who would like to hand me the picture with our four Bible truths on it? It's in the Big Question Box/Briefcase."

Choose a child to get it and hand it to you, then hold it up and show them the pictures of the four truths they will be learning.

After everyone has had a good look say...

"Ok, we've learned one truth about the Holy Spirit's work inside of God's people. It's this one: "The Holy Spirit Lives in God's People." (point to picture as you identify the Bible Truth). Now let's look at our Bible Truth Clue sign and see if we can figure out which of these four truths we will be learning about today. Who would like to get it out of the Big Question Briefcase for me?"

Choose a child to open the briefcase, take out the Bible Truth Clue sign and hand it to you.


CAN YOU GUESS BIBLE TRUTH 2?

What Does the Holy Spirit
Do in God's People?
He Changes Their Hearts
to Be Like Jesus...

The Holy Spirit Gives
God's People ????!

HINT: What's another word for "Brave"?
This word starts with the letter "C."

ANSWER:
The Holy Spirit Gives God's People COURAGE!



Revealing the Bible Truth

We Are Learning

Hold up the front side for the children to see. Cover up the answer, written along the bottom, and say:

**“What Does the Holy Spirit Do in God’s People?
He Changes Their Hearts to Be Like Jesus...
The Holy Spirit Gives God’s People ?????!”**

We’re missing one word. Here’s the hint to what the missing word is. It says: “What’s another word for “Brave”? This word starts with the letter “C.”

Can you guess? It’s “Courage.”

So the Bible Truth we are learning today is:

(Uncover answer from bottom of sign, show it to them and say:)

**“What Does the Holy Spirit Do in God’s People?
He Changes Their Hearts to Be Like Jesus...
The Holy Spirit Gives God’s People COURAGE!”**


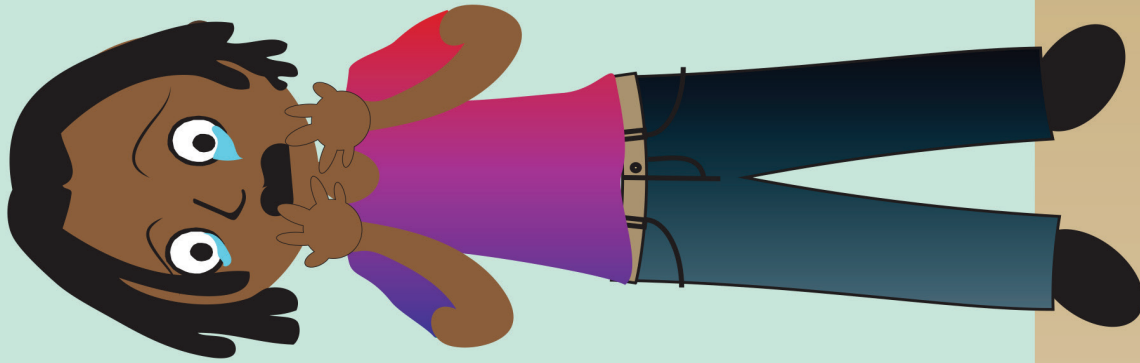
And here is what this Bible Truth means:

(read the meaning off of the back of the sign, say:)

God gives His people many good things to enjoy, but He also calls them to do hard things, too. God does not expect His people to do these hard things on their own. He gives them His Holy Spirit, to live inside of them and help them do everything He calls them to do.

God’s Holy Spirit helps God’s people do things they would never have the courage to do on their own. He gives them the courage to tell others about Jesus. He gives them the courage to obey Him, even when they don’t want to. He gives them courage to keep trusting in God and to have joy, even when life is sad or hard. He even gives them courage to boldly face their enemies who want to harm them. He reminds them of God’s promise to use everything that happens to them for their good and God’s glory. And that one day, God will take them to live with Him forever. Then, there will be only joy and happiness in God’s presence forever.

God’s Holy Spirit can give us courage to live for God, too, when we turn from our sins and trust in Jesus as our Savior.



Visual Aid #4

Place verse in DDD Bible®

take out the number of BQB

“...fan into flame the gift of God...for God gave us a spirit not of fear but of power and love and self-control.” 2 Timothy 1:6,7, ESV

Bible Truth 2 Bible Verse

Remove the Bible Verse Picture from the "Bible" folder and hold it up for all the children to see, then say:

2 Timothy 1:6,7, ESV tells us:

"...fan into flame the gift of God...for God gave us a spirit not of fear but of power and love and self-control!"

Learn a Little: "God gave us a spirit of power and love and self-control."

What does that mean?

After a fire burns for a while, the wood turns to coals and the flame dies down. But if you take a piece of paper and fan the coals, the flames rise up again from the wind the fanning created. God gives His people the gift of faith when they turn from their sins and trust in Jesus as their Savior. The Holy Spirit comes to live inside them and helps them know God and live for Him. By His Holy Spirit, God's people will go on loving Him and living for Him all the days of their lives.

But there are times when their faith feels weak and life is hard. This Bible verse encourages God's people to keep on believing and to keep on living for God, with the help of the Holy Spirit. It encourages them to have an active faith: to seek God and to ask Him to work in them even more, by His Spirit, especially when life is hard, and their faith feels weak. God gives His people His Holy Spirit. He can work inside them. He can help them turn away from fear and give them God's power, love, and self-control for everything they face. The Holy Spirit is the One who strengthens the "flame" of their faith. He gives them courage. We can become God's people when we turn away from our sins and trust in Jesus as our Savior. Then, His Holy Spirit will live in us and give us the courage we need to live for God.

"Now it's time to do a bit more deep down investigating. Let's see what Detective Dan wants us to help him figure out. Would someone like to get it out for me?"

"We've said our Bible verse, now let's sing it!"

Fan into Flame:

Acts 4:1-6, ESV

DDD ESV Songs 10, track 24

Fan into flame your faith,
The gift of God,
Fan into flame your faith,
The gift of God,
For God gave us a spirit not of fear
But of power and love and self-control.
Second Timothy One, six and seven.

"Now it's time to do a bit more deep down investigating. Let's see what Detective Dan wants us to help him figure out. Would someone like to get it out for me?"


take out



Place in



Visual Aid



Detective Dan's Listening Assignment #1

Detective Dan's

Listening Assignment #1



Hi, Deep Down Detectives!

I'm working on a brand-new case called:

"The Case of the Scaredy Cat Scat."

A "scaredy cat" is a funny way to say someone is very scared. To "scat" means to run away.

I need to find out:

1. Who was very afraid, like a scaredy cat?

AND

2. Why didn't they stay scaredy cats? Who changed them?

Can you help me? Listen carefully to the story and you might just hear the answers!

Thanks!

Detective Dan

Then say, "Ok, Deep Down Detectives! Put on your best listening ears and see if you can hear the answers to Detective Dan's questions. When I finish telling the story, we will see if we can answer all of his questions."

Read the Bible Truth story, putting up the storyboard pictures as you tell it.

At the end of the story, repeat the questions and lead the children in answering them. Present the gospel and close in prayer.

Answers to assignment questions, the gospel and ACTS prayer are also included at the end of the story text.

Answers:

1. Who was very afraid, like a scaredy cat? Peter and Jesus' other disciples.

2. Why didn't they stay scaredy cats? Who changed them? Jesus prayed for Peter and the others. The Holy Spirit came to live inside of them all. He changed their hearts and gave them boldness to tell others about Jesus.

For You and Me:

Like Jesus' disciples, we need Jesus to help us. We need Him to pray for us. We need the Holy Spirit to live in our hearts, and help us to boldly live for God. How can the Holy Spirit come to live in our hearts? When we turn away from our sins and trust in Jesus as our Savior. Ask God to help you. He loves to answer this prayer!

take out



of BOB

Place in



Visual Aid



Detective Dan's Listening Assignment #2

Detective Dan's

Listening Assignment #2



Hi, Deep Down Detectives!

I'm still working on the case called:

"The Case of the Scaredy Cat Scat."

Our Bible verse is 2 Timothy 1:6,7, ESV:

"...fan into flame the gift of God...for God gave us a spirit not of fear but of power and love and self-control."

I need to find out:

1. Who was very afraid to be known as Jesus' disciple? Why?

AND

2. What wonderful gift did God give to them to help them become bold (unafraid to be known as Jesus' disciples)? What did these men become bold to do?

Can you help me? Listen carefully to the story and you might just hear the answers!

Thanks for your help!

Detective Dan

Thanks for your help!

Then say, "Ok, Deep Down Detectives! Put on your best listening ears and see if you can hear the answers to Detective Dan's questions. When I finish telling the story, we will see if we can answer all of his questions."

Read the Bible Truth story, putting up the storyboard pictures as you tell it. At the end of the story, repeat the questions and lead the children in answering them.

Present the gospel and close in prayer.

Answers to assignment questions, the gospel and ACTS prayer are also included at the end of the story text.

Answers:

Our Bible Verse is: 2 Timothy 1:6,7

"...fan into flame the gift of God...for God gave us a spirit not of fear but of power and love and self-control!"

1. Who was very afraid to be known as Jesus' disciple? Why? Peter was. He was afraid the soldiers would arrest him and kill him.

2. What wonderful gift did God give to him help him become bold (unafraid to be known as Jesus' disciples)? What did this man become bold to do? The gift of the Holy Spirit. The Holy Spirit worked in Peter's heart and helped him to be bold to live for God and to tell others about God, even if enemies threatened to hurt him. That's boldness!

For You and Me:

Peter isn't the only one who may struggle with fear to live for God and to tell others about Jesus. We may, too. But God offers His Holy Spirit to all who turn away from their sins and trust in Jesus as their Savior. He will come to live inside of them and help them be bold, too. And He will come to live inside us and help us, too, if we turn away from our sins and trust in Jesus. What a wonderful gift is the Holy Spirit living in our hearts!

take out



Place in



Visual Aid



Detective Dan's Listening Assignment #3

Detective Dan's

Listening Assignment #3



Hi, Deep Down Detectives!

I'm still working on the case called:

"The Case of the Scaredy Cat Scat."

I found SIX clues, but TWO of them are NOT in the story. They are: a servant girl, Jesus' enemies, a policeman, Jesus praying, a rooster, and a farmer.

Hold up each of the six pictures for the children to see as you identify them. Better yet, put them up on your flannelgraph board, off to one side.

I need to know:

1. Which four belong in the story and which two don't?
2. What did Jesus pray to help Peter?

Can you help me? Listen carefully to the story and you might just hear the answers!

Thanks!

Detective Dan

Then say, "Ok, Deep Down Detectives! Put on your best listening ears and see if you can hear the answers to Detective Dan's questions. When I finish telling the story, we will see if we can answer all of his questions."

Read the Bible Truth story, putting up the storyboard pictures as you tell it. At the end of the story, repeat the questions and lead the children in answering them. Present the gospel and close in prayer.

Answers to assignment questions, the gospel and ACTS prayer are also included at the end of the story text.

Answers:

1. Which four belong in the story and which two don't?


The servant girl, Jesus' enemies, Jesus praying, and the rooster belong. The policeman and the farmer do not.

2. What did Jesus pray to help Peter? Who did Jesus send to help Peter?


Jesus prayed for Peter to be kept safe and to keep on believing in Jesus, even when God's enemy, Satan, would tempt him to be act like he didn't know Jesus and run away.

For You and Me:

Peter isn't the only one who may struggle with fear to live for God and to tell others about Jesus. We may, too. But God offers His Holy Spirit to all who turn away from their sins and trust in Jesus as their Savior. He will come to live inside of them and help them be bold, too. And He will come to live inside us and help us, too, if we turn away from our sins and trust in Jesus. What a wonderful gift is the Holy Spirit living in our hearts!



Jesus' Enemies



A Servant Girl

VISUAL
AID
#5C

Place in
DDD
Bible™

take out
Big
Question
Briefcase
of BQB


DDD 10.2 Lesson 3 Listening Assignment Clue Picture 2 for kids

VISUAL
AID
#5C


Place in
DDD
Bible™

take out
Big
Question
Briefcase
of BQB

DDD 10.2 Lesson 3 Listening Assignment Clue Picture 1 for kids



Jesus Praying



A Policeman



VISUAL
AID
#5C

Place in
DDD
Bible™

take out
Big
Question
Briefcase
of BQB


VISUAL
AID
#5C

Place in
DDD
Bible™


take out
Big
Question
Briefcase
of BQB

DDD 10.2 Lesson 3 Listening Assignment Clue Picture 4 for kids

DDD 10.2 Lesson 3 Listening Assignment Clue Picture 3 for kids



A Farmer



A Rooster

VISUAL
AID
#5C

Place in
DDD
Bible™

take out
Big
Question
Bible™
of BQB

DDD 10.2 Lesson 3 Listening Assignment Clue Picture 6 for kids

VISUAL
AID
#5C

Place in
DDD
Bible™

take out
Big
Question
Bible™
of BQB

DDD 10.2 Lesson 3 Listening Assignment Clue Picture 5 for

Big Question 10, Bible Truth 2 Storyboard Background Pictures Key (BG)

Put these pictures in place on your storyboard BEFORE you tell your story.


BG1 Risen Jesus in Heaven



BG2 Clouds



**BG3 Mount of Olives/
Garden of Gethsemane**



BG4 Jerusalem



Big Question 10, Bible Truth 2 Storyboard Pictures Key (SB)

Store these pictures in numerical order in your DDD Bible Folder.

Add these to your story as you tell it. Numbers correspond to placement order.

SB1 Jesus and Disciples in Garden of Gethsemane



SB15 Peter and Servant Girl Who Recognizes Him Near the Fire



SB2 No!



SB16 I Don't Know Jesus!



SB3 Before the Rooster Crows, You Will Deny Me; Satan Wants to Crush You, but I Have Prayed for You



SB17 Rooster Crows



SB4 The Holy Spirit Will Live Inside of You



SB18 Peter Weeping



SB5 Jesus' Enemies Making Deal with Judas Iscariot



SB19 Jesus Dies and Is Buried



SB20 Jesus' Disciples Scared and Hiding in House



SB6 Men Coming to Arrest Jesus



SB21 Jesus Rises from the Dead



SB7 Judas Iscariot with Jesus



SB22 Women at Cave-grave



SB8 Jesus Arrested



SB23 Peter and John at Cave-grave



SB9 Jesus' Disciples Watching Jesus Being Arrested



SB24 Jesus' Disciples Joyful in House with Risen Jesus



SB10 Peter Cuts Off Malchus' Ear



SB25 Risen Jesus Teaches Disciples



SB11 Jesus Heals Malchus' Ear



SB26 Go to Jerusalem and Wait for the Gift



SB12 Peter and John Hiding, But Watching in the Garden



SB27 The Holy Spirit Will Come



SB13 Jesus Taken to High Priest's House



SB28 Holy Spirit Comes to the Disciples



SB14 Peter and John Hiding Near the High Priest's House



SB29 Peter Preaches to the Crowd



SB30 Repent and Believe!



SB31 The Holy Spirit Lives Inside of the New Believers




NOTE:

Some of the larger images are assembled from two or more pages. You can make these easier to fold by leaving a small gap in the lamination between the pieces. This allows you to fold the image along the gap.



leave slight gap here
to create a “hinge” for
easy folding



BG1 Risen Jesus in Heaven

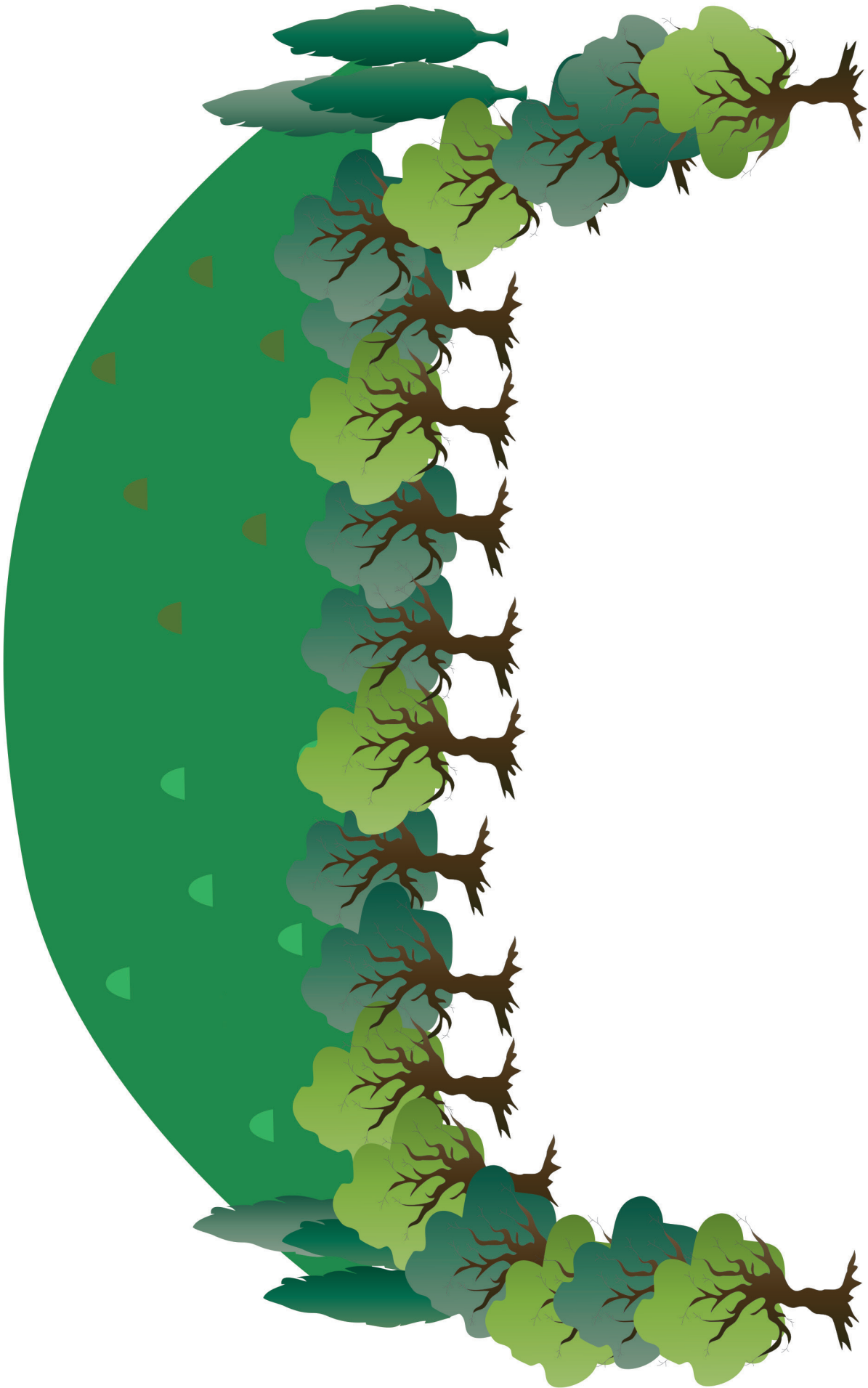
DDD 10.2 Story

Place on board BEFORE telling story

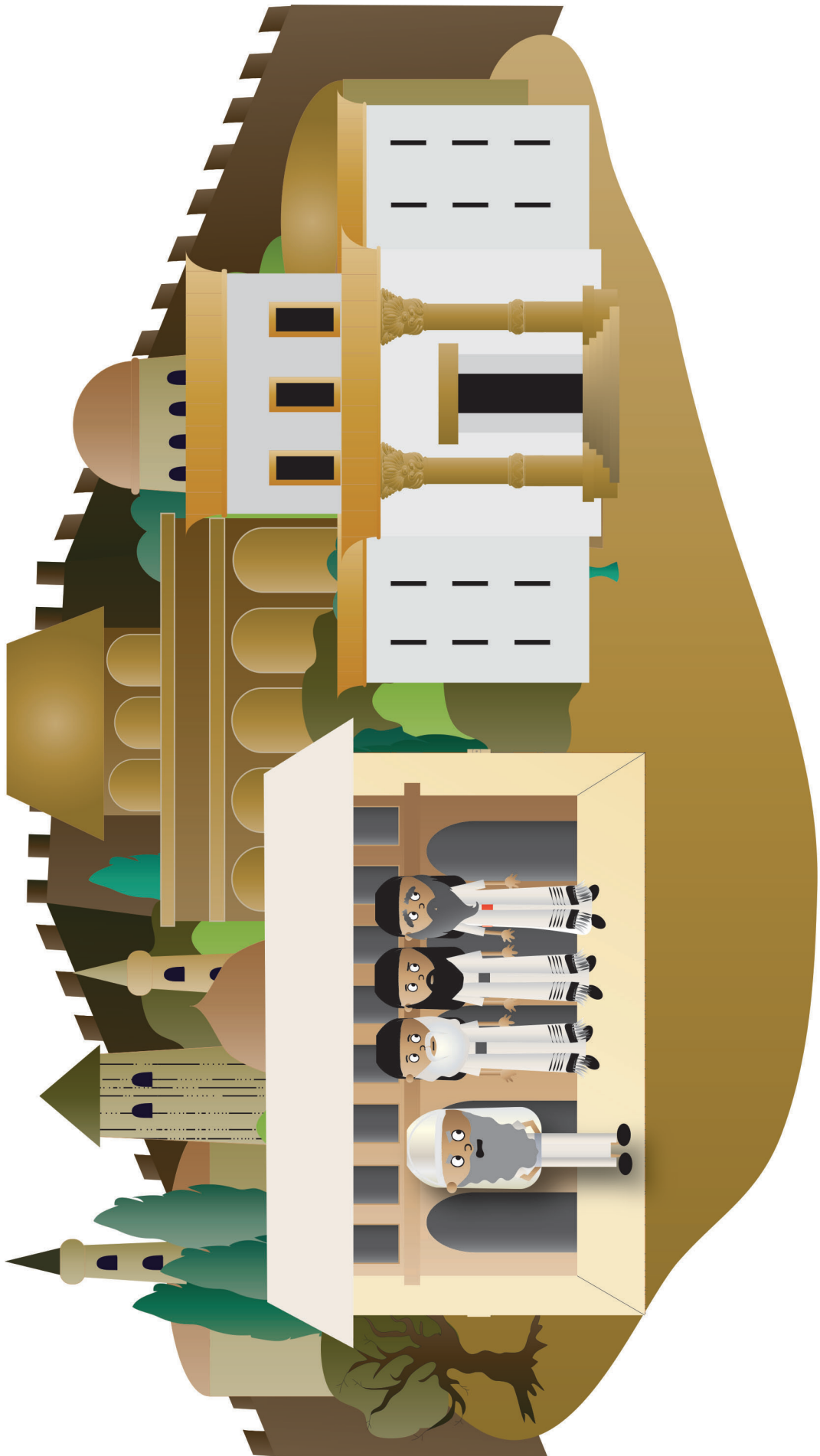
BG2 Clouds

DDD 10.2 Story


Place on board BEFORE telling story




BG3 Mount of Olives/
Garden of Gethsemane
DDD 10.2 Story
Place on board BEFORE telling story



BG4 Jerusalem with
High Priest's House
DDD 10.2 Story



iiou



SB13 Jesus Taken to
High Priest's House
DDD 10.2 Story

SB16 I Don't Know
Jesus! DDD 10.2 Story

SB2 No!
DDD 10.2 Story



SB12 Peter and John Hiding,
But Watching in the Garden
DDD 10.2 Story

SB11 Jesus Heals Malchus'
Ear DDD 10.2 Story

SB18 Peter Weeping
DDD 10.2 Story

SB14 Peter and John Hiding
Near the High Priest's House
DDD 10.2 Story

SB1 Jesus and Disciples
in Garden of Gethsemane
DDD 10.2 Story



SB9 Jesus' Disciples
Watching Jesus Being Arrested
DDD 10.2 Story



SB23 Peter and John at
Cave-grave
DDD 10.2 Story

SB22 Women at Cave-grave
DDD 10.2 Story

SB19 Jesus Dies and
Is Buried
DDD 10.2 Story

SB21 Jesus Rises from the Dead
DDD 10.2 Story

SB17 Rooster Crows
DDD 10.2 Story




SB7 Judas Iscariot with Jesus
DDD 10.2 Story

SB8 Jesus Arrested DDD 10.2 Story

SB10 Peter Cuts Off Malchus' Ear
DDD 10.2 Story

SB6 Men Coming to
Arrest Jesus
DDD 10.2 Story

SB29 Peter Preaches to
the Crowd pt 1 of 2
DDD 10.2 Story




SB3 Before the Rooster Crows,
You Will Deny Me
DDD 10.2 Story

SB4 The Holy Spirit Will
Live Inside of You
DDD 10.2 Story

SB5 Jesus' Enemies
Making Deal with
Judas Iscariot
DDD 10.2 Story



SB29 Peter Preaches to
the Crowd pt 2 of 2
DDD 10.2 Story



SB30 Repent and Believe!
DDD 10.2 Story

SB31 The Holy Spirit Lives
Inside of the New Believers
DDD 10.2 Story

SB20 Jesus' Disciples Scared
and Hiding in House
DDD 10.2 Story



SB27 The Holy Spirit Will Come
and He Will Give You Power
to Carry Out God's Plan DDD
10.2 Story


SB26 Go to Jerusalem
and Wait for the Gift
DDD 10.2 Story

SB24 Jesus' Disciples Joyful in House with
Risen Jesus
DDD 10.2 Story



SB28 Holy Spirit Comes
to the Disciples
DDD 10.2 Story

SB15 Peter and Servant Girl Who
Recognizes Him Near the Fire
DDD 10.2 Story



SB25 Risen Jesus Teaches
Disciples
DDD 10.2 Story

DEEP DOWN DETECTIVES



**Unit 10,
Bible Truth 3
Visual Aids
and
Small Format Storyboard Pictures**

About Deep Down Detectives Visual Aids and Small Format Storyboard Pictures

How Are They Used?



The Deep Down Detectives Visual Aids and Small Format Storyboard Pictures are companion resources to be used alongside the Deep Down Detectives Core Curriculum for each unit. These colorful pictures are used in presenting the key concepts, telling the Bible stories, and, in playing the Bible Story Review games. The storyboard pictures in this book are for flannelgraph boards 24" x 36" or larger. (Choose Visual Aids with Large Format Storyboard Pictures for very large boards.)

What Do They Include?



There are six, different resources included in this book:

1. Key Concept Visual Aids-- colorful signs of the Big Question and Answer, the Bible Truths taught in each unit, the Bible verses, and the Listening Assignments used with the curriculum for each Bible Truth taught in the unit.

2. The Storyboard Picture Key-- a who's who of the pictures in thumbnail size.

3. Storyboard Suggested Picture Placement page--how you can place your pictures up on your storyboard that works well with the story.

4. The Storyboard Pictures, themselves. Notice that each picture is identified on the back for easy reference.

5. Directions for how to make a homemade flannelgraph storyboard and sturdy storyboard pictures.

6. Directions for making the Deep Down Detectives "Bible" Folder and the **back/front images** to paste in place when making it. (Larger back/front images are found online with the curriculum.)




Ready, Set, Rip It Out!



This book is meant to be ripped up and made into your visual aid. The key concept signs can be cut out and laminated or slipped into sheet protectors. Cut out around the storyboard images and ideally, laminate these. Some of the biggest pictures actually need to be stuck together, before laminating.

Store It!



Deep Down Detectives is a curriculum that can be used over and over. Store your visual aids and storyboard pictures after using them and they will serve you for many years. We store ours in manilla envelopes and then put them (along with all the rest of the curriculum) in magazine files, labeled by unit. If you have multiple classes using the curriculum, store each set of resources in separate manilla envelopes. This will make prep much simpler, second time around.

Replacement Storyboard Pictures



You can always purchase this book again or simply go online to the praisefactory.org website (Deep Down Detectives section) and print out any pictures that go missing.

The Case of the Secret Weapon Within

Mark 13:9-13; 15-16; Acts 1-4

**Story-telling Tips**

Ahead of time:

1. Read the Bible verses and story. Pray!
2. Choose story action cues and prepare storyboard figures/story scenes, if using. (In Visual Aids book)
3. Practice telling story with the storyboard pictures, timing your presentation. Shorten, if necessary.

During your presentation:

1. Maintain as much eye contact as possible as you tell the story.
2. Put up storyboard figures/add story action cues/hold up storybook scenes as you tell the story. Allow the children to help you put them on the board, if desired.
3. Include the children in your story with a few questions about what they think will happen or words/concepts that might be new to them.
4. Watch the kids for signs that their attention span has been reached. Shorten, if necessary.

INTRODUCTION/ LISTENING ASSIGNMENTS (Optional)

“Our story is called: The Case of the Secret Weapon Within. Here is your listening assignment... “ Read from Detective Dan’s Listening Assignment signs, but questions are summarized below:

Detective Dan’s Lesson #1 Listening Assignment:

I need to know:

1. Who was the “secret weapon” and in where did God put Him?
2. What did God use this secret weapon to do?

Detective Dan’s Lesson #2 Listening Assignment:**Our Bible Verse is Ephesians 1:17, NIV 1984**

“I keep asking that the God of our Lord Jesus Christ, the glorious Father, may give you the Spirit of wisdom and revelation, so that you may know him better.”

I need to know:

1. Who did Jesus promise to send to His disciples to help them know God and live for Him?
2. What did this Helper give Jesus’ disciples wisdom to do?

Detective Dan’s Lesson #3 Listening Assignment:I found six clues, but two of them are **NOT** in the story.

They are: a hat, a heart, a leader, a ball, jail, and a school.

Hold each of them up for the children to see as you identify them.

I need to know:

1. Which four belong in the story and which two don’t?
2. What kind of help did the disciples thank God for giving them through His Holy Spirit?

Read the assignment questions, THEN SAY,

“Ok, Deep Down Detectives! Put on your best listening ears and see if you can hear the answers to Detective Dan’s questions. When I finish telling the story, we will see if we can answer all the questions.”

Read the Bible Truth story, answer questions, present the gospel and lead in prayer.

Answers to questions; the gospel; and, ACTS prayer are included with the story text.

The Case of the Secret Weapon Within *Mark 13:9-13; 15-16; Acts 1-4*

Story with lines separating paragraphs (text in bold, optional interaction cues in italics) Numbers correspond to storyboard pictures and placement upon the storyboard. Always feel free to use less pictures, if it's best for your kids. Simply black out the numbers next to pictures you do not plan to use. All pictures are found in the Visual Aids book. Put BG (background) pictures on storyboard ahead of time. SB pictures (listed below in story text) are added to board as you tell the story. These numbers are also found on the back of each picture. Tip: Stack pictures in numerical order before telling story for easy use. Use sticky-back velcro to attach pictures to storyboard felt. Use sticky-tac putty to stick a picture on top of another picture.

For one, two, three years, Jesus taught His followers many things about God and His plans.

(SB1) **Jesus taught His followers many things about God and His plans. Jesus taught them happy things like: "God loved the people of this world so much that He sent Me to be their Savior." And, "Come to Me all you who are weary and I will give rest for your souls. I will save you from your sins. I will give you strength to live God's way."**

Best of all, were Jesus' promises about life with God in the world to come: "I am going home to heaven to prepare a place for all who trust in Me as their Savior," Jesus told them. "All sin and sadness will be gone. We will live together in perfect happiness forever and ever," He promised.

But other things Jesus taught were not happy to hear about at all. (SB2) "I am going to suffer many things. The leaders will reject Me and kill Me," Jesus told His followers. "You are going to be My witnesses after I die on the cross, rise from the dead, and go to heaven," He said. "Sometimes people will hurt you like they are going to hurt Me. Sometimes you will be arrested, dragged before kings, and sent to jail because of Me," He warned them. "But the one who keeps on believing in Me to the end will be saved." He promised.

This was very hard to hear! How would they ever endure these terrible things, especially if Jesus was going to leave them?

Can you guess how?

Jesus told them: "You won't have to do these very hard things on your own," He comforted them. "After I leave you and go to heaven, (SB3) I will ask My Father to send the Holy Spirit to come and live inside of you. He will give you wisdom," Jesus told them. "Even when you have to stand before mighty leaders and tell about Me, the Holy Spirit will give you just the right words to say. He will speak through you!" Jesus promised.

Soon, everything happened just as Jesus said it would. The leaders did reject Jesus and kill Him. (SB4) Jesus died on the cross and was buried in a cave-grave. Then on the third day, He rose from the dead in victory. (SB5) Jesus stayed with His disciples for forty days, teaching them many things; then, (SB6) He went up to heaven to rule.

Jesus was gone. His followers missed Him. Would the Holy Spirit really come, as Jesus promised?

What do you think?

Yes, He would! Ten days later, (SB7) He Holy Spirit came to live inside of them as their special Helper.

And oh, what wonderful gifts the Holy Spirit gave to Jesus' believers!

The Holy Spirit gave them wisdom to (SB8) understand God's Word and (SB9) to know how to love God and others. (SB10) He gave them wisdom to teach others the good news of Jesus. And even when (SB11) they were arrested and (SB12) dragged before mighty leaders, the Holy Spirit was with them, working inside their hearts. They should have been scared, but (SB13) the Holy Spirit gave them peace and joy. And, He gave them just the right words to say.

Story with lines separating paragraphs (text in bold, optional interaction cues in italics)

These enemies of Jesus were shocked! (SB14) **Jesus' followers haven't been to school like us. They are just plain people. How is it that they stand before us so boldly? How is it that they have so much peace and joy? How can they speak such wise words about Jesus?"** they wondered.

They didn't know the answer, but we do, don't we? It was that wonderful, secret weapon of God who had come to live inside those believers. Can you remember His name?

Can you tell me?

The Holy Spirit! He was the One who gave these followers of Jesus such peace and joy. He was the One who made these plain men so bold and wise! How Jesus' disciples praised God and thanked Him for the gift of the Holy Spirit living in their hearts! And with His help, (SB15) they kept on living for God and kept on telling others the good news of Jesus.

But the Holy Spirit wasn't ONLY at work inside those first believers, as they spoke about Jesus and lived for Him. (SB16) He was also at work in the people who watched them and listened to them.

Yes, tens of people, hundreds of people, even THOUSANDS of people, watched and listened to those first believers in Jesus! And as they watched and listened, the Holy Spirit worked in their hearts. He helped them turn away from their sins and (SB17) trust in Jesus as their Savior. And when they did, He came to live in their hearts to stay. Now, they were God's people, too. Now, He would be their Helper, giving them wisdom and helping them live for God, too!

And that's way it has been for Jesus' followers ever since those first days, long ago. The Holy Spirit has helped more and more people turn away from their sins and trust in Jesus as their Savior. Not just tens, hundreds, or thousands of people; but now, (SB18) millions and millions of people from all over the world. So many people that you can't even count them! And the Holy Spirit has come to live in the heart of every one of them.

The Holy Spirit is God's good gift to His people. He gives them peace and joy. He helps them know and love God. He gives them wisdom and strength to live for God and to tell others the good news of Jesus. And He will keep on helping them and giving to them their whole lives. Thank You, God, for sending Your Holy Spirit to live inside Your people!

Cracking the Case: (story wrap-up for Listening Assignments)

It's time to see how we did with our Listening Assignment.

Detective Dan's Lesson 1 Listening Assignment:

1. Who was the "secret weapon" and in where did God put Him? The Holy Spirit. He put it in the hearts of His people.

2. What did God use this secret weapon to do? God used His Holy Spirit to help His people from inside their hearts. The Holy Spirit gave them courage instead of fear, after Jesus went to heaven. He helped them to know God. He gave them wisdom to know how to live for God and to teach others the good news of Jesus.

For You and Me:

God sent His Holy Spirit to live inside Jesus' first disciples, long ago. He gave them so many good gifts, including wisdom to know God, and to know what to tell others about Jesus. God promises those gifts to us today, too, when we turn away from our sins and trust in Jesus as our Savior. Then, God's Holy Spirit will come into our hearts and give us wisdom, too! What a wonderful gift!

Detective Dan's Lesson 2 Listening Assignment:**Our Bible Verse is Ephesians 1:17, NIV 1984**

"I keep asking that the God of our Lord Jesus Christ, the glorious Father, may give you the Spirit of wisdom and revelation, so that you may know him better."

1. Who did Jesus promise to send to His disciples to help them know God and live for Him? The Holy Spirit.

2. What did this Helper give Jesus' disciples wisdom to do? To know God; to know how God wanted them to live; and, to know what to say, as they told others about Jesus.

For You and Me:

God sent His Holy Spirit to live inside Jesus' first disciples, long ago. He gave them so many good gifts, including wisdom to know God, and to know what to tell others about Jesus. God promises those gifts to us today, too, when we turn away from our sins and trust in Jesus as our Savior. Then, God's Holy Spirit will come into our hearts and give us wisdom, too! What a wonderful gift!

Detective Dan's Lesson 3 Listening Assignment:

Our six clues were: a hat, a heart, a leader, a ball, jail, and a school.

1. Which four belong in our story?

The heart, the leader, the jail, and the school belong. The hat and the ball do not.

2. What kind of help did the disciples thank God for giving them through His Holy Spirit? For giving them peace and joy; giving them boldness and strength to tell others about Jesus and face their enemies; and, giving them wisdom to know what to say when they did.

For You and Me:

God sent His Holy Spirit to live inside Jesus' first disciples, long ago. He gave them so many good gifts, including wisdom to know God, and to know what to tell others about Jesus. God promises those gifts to us today, too, when we turn away from our sins and trust in Jesus as our Savior. Then, God's Holy Spirit will come into our hearts and give us wisdom, too! What a wonderful gift!

The Gospel (story wrap-up if NOT using Listening Assignments)**Our Bible Truth is:****How Can I Know What God Is Like?****He Changes Their Hearts to Be Like Jesus...****The Holy Spirit Gives God's People Wisdom!**

What great changes the Holy Spirit made inside of Jesus' disciples long ago! Even the leaders were amazed at the wisdom God gave them through His Holy Spirit!

God can change our hearts, too, when we believe the gospel, the good news about Jesus. What is the gospel?

Well, it starts out with bad news about us. You see, we all choose to disobey God. We all deserve God's punishment for our sins, and He would have been perfectly fair to give us all His punishment for breaking His laws and leave it at that. But what good news God has for us in Jesus! God is so rich in mercy that He sent His Son Jesus to die on the cross and take the punishment for God's people. On the third day, Jesus rose in victory for them. We, too, can become God's people when we turn away from our sins and trust in Jesus as our Savior. He will forgive our sins and give us special closeness with Himself. Who will bring that special closeness to our hearts? God's Holy Spirit! He will live inside us and make us new. He will give us peace and joy. He gives us wisdom and boldness to live for God. And best of all will be the day when God's people die and go to live with God forever. Isn't the gospel such good news!

Close in prayer.


Closing ACTS Prayer

- A** God, we praise You for being the Giver of wisdom through Your Holy Spirit.
- C** God, we confess that many times we choose not to ask You for wisdom. Instead, we choose to do things our own way. We need Jesus to be our Savior. We need Your Holy Spirit to change our hearts, so we might love You and live for You!
- T** Thank You, God, for all the wisdom You offer us through Your Holy Spirit. Thank You for the wisdom You give us through the Bible, godly parents and friends, our teachers at church, and directly to the hearts of Your people, as they pray.
- S** God, work in our hearts that we might turn away from our sins and trust in Jesus as our Savior. Send the Holy Spirit to live in our hearts. Give us wisdom to know how to love You and others; and, to know how You want us to live. Help us to live out the wisdom You give us!



In Jesus' name we pray, Amen.

Go to Lesson Plan, p.9 for the script to the rest of the lesson.

BIG QUESTION 10



What does the Holy Spirit do in God's people?



VISUAL
AID

#1



of BQB

ANSWER:

He changes their hearts to be like Jesus!

The Big Question

Hold up the Big Question sign for all the children to see, and say:

The Big Question we are investigating today is

Big Question Number 10:

What Does the Holy Spirit Do in God's People?

and the Answer is:

He Changes Their Hearts to Be Like Jesus...

Meaning:

God's Holy Spirit works in our hearts as we hear God's Word, the Bible. He gives us the gift of faith in Jesus. He helps us to turn away from living for ourselves and to live for God instead. This is how we become God's people.

But that's just the beginning of what the Holy Spirit does in God's people! He goes on living inside of them their whole lives, helping them, and changing their hearts. He helps them to know God and obey His laws. He helps them to love God and others as Jesus did. He comforts them when they are sad and helps them to be brave when they are scared. He helps them know the right way to live. The Holy Spirit in our hearts is a wonderful gift that God loves to give to us when we turn away from our sins and trust in Jesus as our Savior.

Let's sing our Big Question Song: "

Big Q & A 10 Song

DDD ESV Songs 10, track 12

(adapted version of "Pop, Goes the Weasel")


What does the Holy Spirit do,
Inside of God's people?
What does the Holy Spirit do?
He changes their heart!

BIG QUESTION 10: Four truths about the Holy Spirit


1.




2.



3.



4.



Visual take out
Aid



This Unit's Bible Truths

"He Changes Their Hearts to Be Like Jesus" is a good beginning, but there's so more to learn. So it's time for us to dig down even deeper for more answers to our Big Question about God. We're going to be learning FOUR Bible truths that all tell us more about the Holy Spirit.

Who would like to hand me the picture with our four Bible truths on it? It's in the Big Question Box/Briefcase."

Choose a child to get it and hand it to you, then hold it up and show them the pictures of the four truths they will be learning.

After everyone has had a good look say...

"Ok, we've learned two truths about the Holy Spirit's work inside of God's people. They are: "The Holy Spirit Lives in God's People" and, "The Holy Spirit Gives God's People Courage" (point to pictures as you identify each Bible Truth). Now let's look at our Bible Truth Clue sign and see if we can figure out which of these four truths we will be learning about today. Who would like to get it out of the Big Question Briefcase for me?"

Choose a child to open the briefcase, take out the Bible Truth Clue sign and hand it to you.

CAN YOU GUESS BIBLE TRUTH 3?

What Does the Holy Spirit
Do in God's People?
He Changes Their Hearts
to Be Like Jesus...

The Holy Spirit Gives
God's People ????!

HINT: This word starts with the letter "w"
and it (sort of) rhymes with "system."

ANSWER:

The Holy Spirit Gives God's People WISDOM!


DDD 10.3 Bible Truth

Visual Aid

#3



of BQB



Revealing the Bible Truth

We Are Learning

Hold up the front side for the children to see. Cover up the answer, written along the bottom, and say:

**“What Does the Holy Spirit Do in God’s People?
He Changes Their Hearts to Be Like Jesus...
The Holy Spirit Gives God’s People ?????!”**

We’re missing one word. Here’s the hint to what the missing word is. It says: This is a word for knowing the right thing to do. This word starts with the letter “w” and it (sort of) rhymes with “system.”

Can you guess? It’s “wisdom.”

So the Bible Truth we are learning today is:

(Uncover answer from bottom of sign, show it to them and say:)

**“What Does the Holy Spirit Do in God’s People?
He Changes Their Hearts to Be Like Jesus...
The Holy Spirit Gives God’s People WISDOM!!”**

And here is what this Bible Truth means:

(read the meaning off of the back of the sign, say:)

The Holy Spirit gives God’s people the wisdom they need to know God and to live for Him.

How does the Holy Spirit give God’s people wisdom? He works in their hearts as they read the Bible, when they listen to Bible teaching, when they talk with other Christians, and when they pray.

This is one of the reasons why God’s people take time to read God’s Word and pray. This keeps their heart open to hear the wisdom of the Holy Spirit. This is also one reason why God’s people gather together as a church: so they can learn God’s Word from godly leaders; and, so they ask each other for help understanding what God’s Word means and how to live it out. The Holy Spirit especially uses these things to help God’s people understand God’s truths and how God wants them to live them out.

There may be many things about God and His plans that God’s people do not completely understand, but God will always give them the wisdom they need to live for Him. They only need to ask, and He promises to give it to them. We can become God’s people when we turn away from our sins and trust in Jesus as our Savior. Ask Him to help you!



“I keep asking that the God of our Lord Jesus Christ, the glorious Father, may give you the Spirit of wisdom and revelation, so that you may know him better.”

--Ephesians 1:17, NIV 1984

Bible Truth 3 Bible Verse

Remove the Bible Verse Picture from the "Bible" folder and hold it up for all the children to see, then say:

Ephesians 1:17 tells us:

Ephesians 1:17, NIV 1984

"I keep asking that the God of our Lord Jesus Christ, the glorious Father, may give you the Spirit of wisdom and revelation, so that you may know him better."

Learn a Little: "I keep asking that God may give you the Spirit of wisdom that you may know him better."

What does that mean?

There are many times when God's people don't know what they should do, but there is always Someone who promises to give them the wisdom they need: God! God promises to give them wisdom, and to give it generously! He will always give them all the wisdom they need! And, while some may get tired of us asking them for advice, God never gets tired of His people asking for His help. He is always happy to listen and to give them the wisdom they need. How does God give this wisdom? His Holy Spirit uses the Bible, prayer, and other godly people to speak God's wisdom to His people. We can become God's people when we turn away from our sins and trust in Jesus as our Savior.

"Now it's time to do a bit more deep down investigating. Let's see what Detective Dan wants us to help him figure out. Would someone like to get it out for me?"

"We've said our Bible verse, now let's sing it!"

"We've said our Bible verse, now let's sing it!"

I Keep Asking:

Ephesians 1:17, NIV 1984

DDD ESV Songs 10, track 27

I keep asking,
that the God of our Lord Jesus will give you,
The Spirit of wisdom,
I keep asking,
that the God of our Lord Jesus will give you,
The Spirit of wisdom, and revelation.

So that you may know Him,
You may know Him,
That you may know Him, better.

I keep asking,
that the God of our Lord Jesus will give you,
The Spirit of wisdom,
I keep asking,
that the God of our Lord Jesus will give you,
The Spirit of wisdom, and revelation.
Ephesians One, seventeen.

"Now it's time to do a bit more deep down investigating. Let's see what Detective Dan wants us to help him figure out. Would someone like to get it out for me?"



take out



Place in




Visual Aid



Detective Dan's Listening Assignment #1

Detective Dan's

Listening Assignment #1



Hi, Deep Down Detectives!

I'm working on a brand-new case called:

"The Case of the Secret Weapon Within."

I need to find out:

1. Who was the "secret weapon" and in where did God put Him?

AND

2. What did God use this secret weapon to do?

Can you help me? Listen carefully to the story and you might just hear the answers!

Thanks!

Detective Dan

Then say, "Ok, Deep Down Detectives! Put on your best listening ears and see if you can hear the answers to Detective Dan's questions. When I finish telling the story, we will see if we can answer all of his questions."

Read the Bible Truth story, putting up the storyboard pictures as you tell it.

At the end of the story, repeat the questions and lead the children in answering them. Present the gospel and close in prayer.

Answers to assignment questions, the gospel and ACTS prayer are also included at the end of the story text.

Answers:

1. Who was the "secret weapon" and in where did God put Him? The Holy Spirit. He put it in the hearts of His people.

2. What did God use this secret weapon to do? God used His Holy Spirit to help His people from inside their hearts. The Holy Spirit gave them courage instead of fear, after Jesus went to heaven. He helped them to know God. He gave them wisdom to know how to live for God and to teach others the good news of Jesus.

For You and Me

God sent His Holy Spirit to live inside Jesus' first disciples, long ago. He gave them so many good gifts, including wisdom to know God, and to know what to tell others about Jesus. God promises those gifts to us today, too, when we turn away from our sins and trust in Jesus as our Savior. Then, God's Holy Spirit will come into our hearts and give us wisdom, too! What a wonderful gift!

take out



of BOB

Place in



Visual Aid



Detective Dan's Listening Assignment #2

Detective Dan's

Listening Assignment #2



Hi, Deep Down Detectives!

I'm still working on the case called:

"The Case of the Secret Weapon Within."

Our Bible Verse is Ephesians 1:17, NIV 1984

"I keep asking that the God of our Lord Jesus Christ, the glorious Father, may give you the Spirit of wisdom and revelation, so that you may know him better."

I need to find out:

1. Who did Jesus promise to send to His disciples to help them know God and live for Him?

AND

2. What did this Helper give Jesus' disciples wisdom to do?

Can you help me? Listen carefully to the story and you might just hear the answers!

Thanks for your help!

Detective Dan

Then say. "Ok, Deep Down Detectives! Put on your best listening ears and see if you can hear the answers to Detective Dan's questions. When I finish telling the story, we will see if we can answer all of his questions."

Read the Bible Truth story, putting up the storyboard pictures as you tell it. At the end of the story, repeat the questions and lead the children in answering them. Present the gospel and close in prayer.

Answers to assignment questions, the gospel and ACTS prayer are also included at the end of the story text.

Answers:

Our Bible Verse is Ephesians 1:17, NIV 1984

"I keep asking that the God of our Lord Jesus Christ, the glorious Father, may give you the Spirit of wisdom and revelation, so that you may know him better."

I need to find out:

1. Who did Jesus promise to send to His disciples to help them know God and live for Him? The Holy Spirit.

2. What did this Helper give Jesus' disciples wisdom to do? To know God; to know how God wanted them to live; and, to know what to say, as they told others about Jesus.

For You and Me:

God sent His Holy Spirit to live inside Jesus' first disciples, long ago. He gave them so many good gifts, including wisdom to know God, and to know what to tell others about Jesus. God promises those gifts to us today, too, when we turn away from our sins and trust in Jesus as our Savior. Then, God's Holy Spirit will come into our hearts and give us wisdom, too! What a wonderful gift!

take out



Place in



Visual Aid



Detective Dan's Listening Assignment #3

Detective Dan's

Listening Assignment #3



Hi, Deep Down Detectives!

I'm still working on the case called:

“The Case of the Secret Weapon Within.”

I found SIX clues, but TWO of them are NOT in the story. They are: a hat, a heart, a leader, a ball, jail, and a school.

Hold up each of the six pictures for the children to see as you identify them. Better yet, put them up on your flannelgraph board, off to one side.

I need to know:

1. Which FOUR pictures belong in the story and which TWO do NOT?
2. What kind of help did the disciples thank God for giving them through His Holy Spirit?

Can you help me? Listen carefully to the story and you might just hear the answers!

Thanks!

Detective Dan

Then say, “Ok, Deep Down Detectives! Put on your best listening ears and see if you can hear the answers to Detective Dan’s questions. When I finish telling the story, we will see if we can answer all of his questions.”

Read the Bible Truth story, putting up the storyboard pictures as you tell it. At the end of the story, repeat the questions and lead the children in answering them. Present the gospel and close in prayer.

Answers to assignment questions, the gospel and ACTS prayer are also included at the end of the story text.

Answers:


1. Which four belong in our story?

The heart, the leader, the jail, and the school belong. The hat and the ball do not.

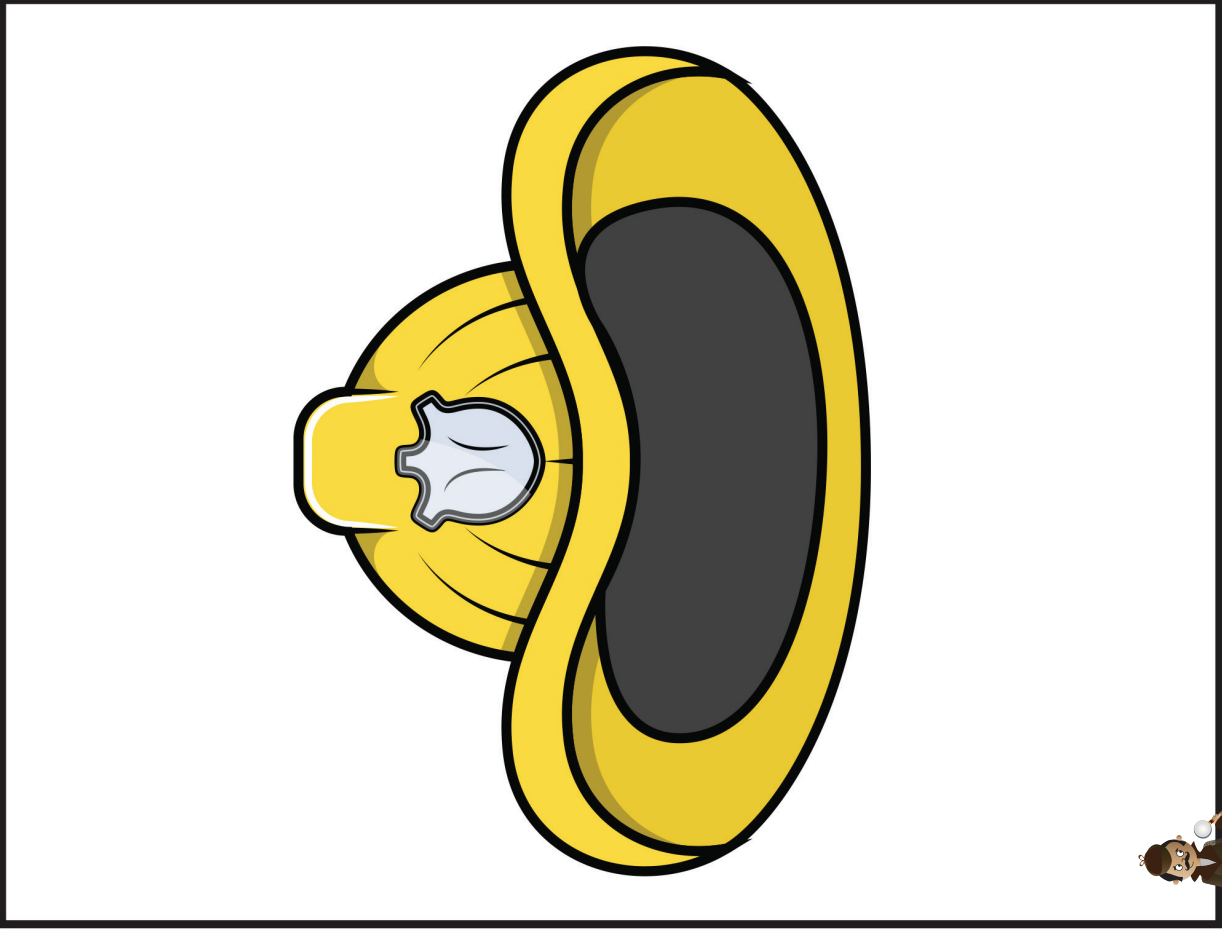
2. What kind of help did the disciples thank God for giving them through His Holy Spirit? For giving them peace and joy; giving them boldness and strength to tell others about Jesus and face their enemies; and, giving them wisdom to know what to say when they did.

For You and Me:

God sent His Holy Spirit to live inside Jesus’ first disciples, long ago. He gave them so many good gifts, including wisdom to know God, and to know what to tell others about Jesus. God promises those gifts to us today, too, when we turn away from our sins and trust in Jesus as our Savior. Then, God’s Holy Spirit will come into our hearts and give us wisdom, too! What a wonderful gift!



A Heart



A Hat

VISUAL
AID
#5C

Place in
DDD
Bible™

take out
Big
Question
Bible™
of BQB

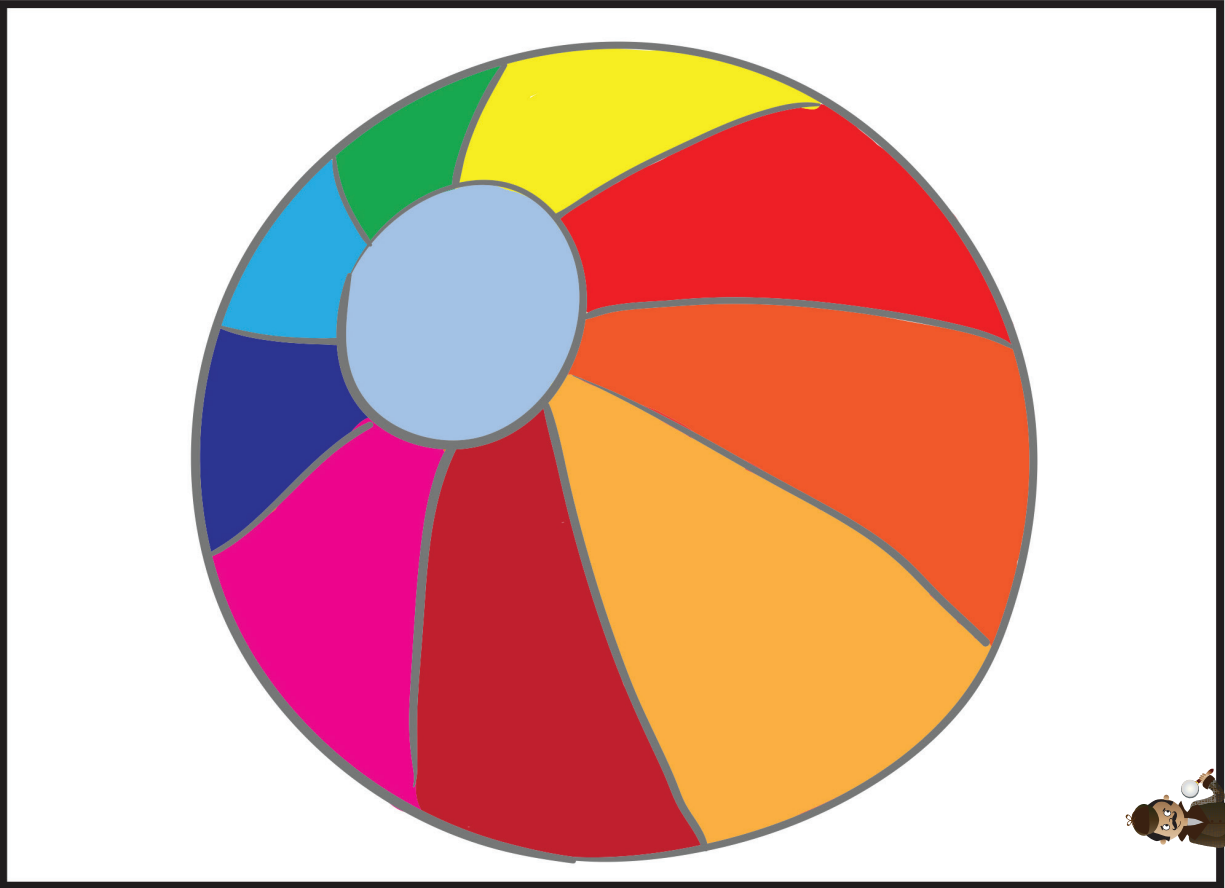
DDD 10.3 Lesson 3 Listening Assignment Clue Picture 2 for kids

VISUAL
AID
#5C


Place in
DDD
Bible™

take out
Big
Question
Bible™
of BQB

DDD 10.3 Lesson 3 Listening Assignment Clue Picture 1 for kids



A Ball



A Leader



VISUAL
AID
#5C

Place in
DDD
Bible™

take out
Big
Question
Briefcase
of BQB

DDD 10.3 Lesson 3 Listening Assignment Clue Picture 4 for kids


VISUAL
AID
#5C

Place in
DDD
Bible™

take out
Big
Question
Briefcase
of BQB


DDD 10.3 Lesson 3 Listening Assignment Clue Picture 3 for kids

A School



DDD 10.3 Lesson 3 Listening Assignment Clue Pictures, 5 and 6

A Jail



VISUAL
AID
#5C

Place in
DDD
Bible™

take out
Big
Question
Briefcase
of BQB

VISUAL
AID
#5C

Place in
DDD
Bible™

take out
Big
Question
Briefcase
of BQB

DDD 10.3 Lesson 3 Listening Assignment Clue Picture 6 for kids

DDD 10.13 Lesson 3 Listening Assignment Clue Picture 5 for

Big Question 10, Bible Truth 3 Storyboard Background Pictures Key (BG)

Put these pictures in place on your storyboard BEFORE you tell your story.

BG1 Clouds and Heaven



Big Question 10, Bible Truth 3 Storyboard Pictures Key (SB)

Store these pictures in numerical order in your DDD Bible Folder.
Add these to your story as you tell it. Numbers correspond to placement order.

SB1 Jesus Teaching His Followers Happy Things



SB11 Disciples Arrested



SB2 Jesus Teaching His Followers Sad Things



SB12 Leaders



SB3 The Holy Spirit Will Come



S13 Holy Spirit Gives Peace and Joy When Should Be Scared



SB4 Jesus Dies on Cross and Rises from the Dead



SB14 Disciples Had Not Been to School



SB5 Jesus Teaching Disciples After Rising from Dead



SB15 Disciples Keep On Living for God and Telling Others about Jesus



SB6 Jesus Goes Up to Heaven to Rule



SB16 Holy Spirit at Work in the People Listening



SB7 The Holy Spirit Comes to Live Inside the Disciples



SB17 Listeners Trusting in Jesus as Their Savior



SB8 Holy Spirit Gives Wisdom to Understand God's Word



SB9 Holy Spirit Gives Wisdom to Know How to Love God and Others



SB18 Millions of People from Around the World Trusting in Jesus by the Work of the Holy Spirit




SB10 Holy Spirit Gives Wisdom to Have the Right Words to Tell the Gospel




Note: Use sticky tac putty rather than velcro on back of pictures placed on top of other pictures.




BG1



SB5



SB4



SB2

SB3




SB18



SB17

SB15

SB16





SB14

SB12



SB10

SB11



SB7



SB8


SB9

NOTE:


Some of the larger images are assembled from two or more pages. You can make these easier to fold by leaving a small gap in the lamination between the pieces. This allows you to fold the image along the gap.



leave slight gap here
to create a “hinge” for
easy folding



BG1 Clouds and Heaven
DDD 10.3 Story
Place on board BEFORE telling story



SB1 Jesus Teaching
His Followers Happy Things
DDD 10.3 Story

SB4 Jesus Dies on Cross
and Rises from the Dead
DDD 10.3 Story

SB3 The Holy Spirit
Will Come
DDD 10.3 Story

SB1 Jesus Teaching
His Followers Sad Things
DDD 10.3 Story





SB8 Holy Spirit
Gives Wisdom to
Understand
God's Word
DDD 10.3 Story

SB5 Jesus Teaching
Disciples After Rising
from Dead
DDD 10.3 Story

SB6 Jesus Goes Up to
Heaven to Rule
DDD 10.3 Story



SB7 The Holy Spirit Comes
to Live Inside the Disciples
DDD 10.3 Story



SB9 Holy Spirit Gives Wisdom
to Know How to Love God
and Others
DDD 10.3 Story

SB10 Holy Spirit Gives
Wisdom to Have the
Right Words to
Tell the Gospel
DDD 10.3 Story





SB11 Disciples Arrested
Pt 1 of 2
DDD 10.3 Story
Glue Together and Laminate

S13 Holy Spirit Gives
Peace and Joy When
Should Be Scared
DDD 10.3 Story

SB11 Disciples Arrested
Pt 2 of 2
DDD 10.3 Story
Glue Together and Laminate



SB12 Leaders
DDD 10.3 Story



SB14 Disciples Had Not
Been to School
DDD 10.3 Story

SB15 Disciples Keep On
Living for God and Telling
Others about Jesus
DDD 10.3 Story

SB16 Holy Spirit at Work
in the People Listening
DDD 10.3 Story



SB17 Listeners Trusting in
Jesus as Their Savior
DDD 10.3 Story

SB18 Millions of People from Around
the World Trusting in Jesus by the
Work of the Holy Spirit
DDD 10.3 Story

DEEP DOWN DETECTIVES



**Unit 10,
Bible Truth 4
Visual Aids
and
Small Format Storyboard Pictures**

About Deep Down Detectives Visual Aids and Small Format Storyboard Pictures

How Are They Used?



The Deep Down Detectives Visual Aids and Small Format Storyboard Pictures are companion resources to be used alongside the Deep Down Detectives Core Curriculum for each unit. These colorful pictures are used in presenting the key concepts, telling the Bible stories, and, in playing the Bible Story Review games. The storyboard pictures in this book are for flannelgraph boards 24" x 36" or larger. (Choose Visual Aids with Large Format Storyboard Pictures for very large boards.)

What Do They Include?



There are six, different resources included in this book:

1. Key Concept Visual Aids-- colorful signs of the Big Question and Answer, the Bible Truths taught in each unit, the Bible verses, and the Listening Assignments used with the curriculum for each Bible Truth taught in the unit.

2. The Storyboard Picture Key-- a who's who of the pictures in thumbnail size.

3. Storyboard Suggested Picture Placement page--how you can place your pictures up on your storyboard that works well with the story.


4. The Storyboard Pictures, themselves. Notice that each picture is identified on the back for easy reference.

5. Directions for how to make a homemade flannelgraph storyboard and sturdy storyboard pictures.

6. Directions for making the Deep Down Detectives "Bible" Folder and the **back/front images** to paste in place when making it. (Larger back/front images are found online with the curriculum.)



Ready, Set, Rip It Out!



This book is meant to be ripped up and made into your visual aid. The key concept signs can be cut out and laminated or slipped into sheet protectors. Cut out around the storyboard images and ideally, laminate these. Some of the biggest pictures actually need to be stuck together, before laminating.

Store It!



Deep Down Detectives is a curriculum that can be used over and over. Store your visual aids and storyboard pictures after using them and they will serve you for many years. We store ours in manilla envelopes and then put them (along with all the rest of the curriculum) in magazine files, labeled by unit. If you have multiple classes using the curriculum, store each set of resources in separate manilla envelopes. This will make prep much simpler, second time around.

Replacement Storyboard Pictures



You can always purchase this book again or simply go online to the praisefactory.org website (Deep Down Detectives section) and print out any pictures that go missing.

The Case of the World's Biggest Building*Genesis; the Gospels; Acts***Story-telling Tips**

Ahead of time:

1. Read the Bible verses and story. Pray!
2. Choose story action cues and prepare storyboard figures/story scenes, if using. (In Visual Aids book)
3. Practice telling story with the storyboard pictures, timing your presentation. Shorten, if necessary.

During your presentation:

1. Maintain as much eye contact as possible as you tell the story.
2. Put up storyboard figures/add story action cues/hold up storybook scenes as you tell the story. Allow the children to help you put them on the board, if desired.
3. Include the children in your story with a few questions about what they think will happen or words/concepts that might be new to them.
4. Watch the kids for signs that their attention span has been reached. Shorten, if necessary.

INTRODUCTION/ LISTENING ASSIGNMENTS (Optional)

"Our story is called: The Case of the World's Biggest Building. Here is your listening assignment..." *Read from Detective Dan's Listening Assignment signs, but questions are summarized below:*

Detective Dan's Lesson #1 Listening Assignment:

I need to find out:

- 1. Who was the builder?**
- 2. What did this builder plan to build? What would it be like when it was finished?**

Detective Dan's Lesson #2 Listening Assignment:**Our Bible Verse is Acts 9:31, NIV 1984:**

"[The church] was strengthened; and encouraged by the Holy Spirit, it grew in numbers, living in the fear of the Lord."

I need to find out:

- 1. Who helped Jesus' disciples obey God's plan to tell others about Jesus?**
- 2. How did Holy Spirit help the Church grow?**

Detective Dan's Lesson #3 Listening Assignment:

I found six clues, but only 4 of them are in the story.

They are: a boat, a kangaroo, a hamburger, a listening man, a big plan, and sunglasses.

Hold each of them up for the children to see as you identify them.

I need to figure out:

- 1. Which four belong in our story?**
- 2. Who would one day praise God all together, when God's plans were finished?**

Read the assignment questions, THEN SAY,

"Ok, Deep Down Detectives! Put on your best listening ears and see if you can hear the answers to Detective Dan's questions. When I finish telling the story, we will see if we can answer all the questions."

Read the Bible Truth story, answer questions, present the gospel and lead in prayer.

Answers to questions; the gospel; and, ACTS prayer are included with the story text.

The Case of the World's Biggest Building *Genesis; the Gospels; Acts*

Story with lines separating paragraphs (text in bold, optional interaction cues in italics) Numbers correspond to storyboard pictures and placement upon the storyboard. Always feel free to use less pictures, if it's best for your kids. Simply black out the numbers next to pictures you do not plan to use. All pictures are found in the Visual Aids book. Put BG (background) pictures on storyboard ahead of time. SB pictures (listed below in story text) are added to board as you tell the story. These numbers are also found on the back of each picture. Tip: Stack pictures in numerical before telling story for easy use. Use sticky-back velcro to attach pictures to storyboard felt. Use sticky-tac putty to stick a picture on top of another picture.

Do you know what a skyscraper is? (SB1) It's a really tall building that sticks high up into the sky. It takes many bricks to build a building like that. (The Empire State Building in New York City was built out of 10 million bricks. Now THAT is a BIG building!)

(SB2) This is the story of God's plan to build the biggest building in the world. Now, this building wouldn't be a skyscraper made out of bricks or even metal. This would be a very different kind of building. (SB3) And it would be put together not with millions, but with BILLIONS of something. What was the name of this big building God planned to build? (SB4) It was called "the Church." And from what did He plan to build His Church? Do you have any idea?

Can you guess?

Are you ready for this? God was planning to build His Church from lots and lots of one kind of creature. Yes, it would be a HUGE gathering of millions, even billions, of this LIVING, BREATHING creature, all brought together for God's One, Big Plan. What kind of creature do you think God planned to use? Hmm... would it be (SB5) kangaroos? Or rabbits? Trees or birds or bugs?

What do you think?

(SB6) Nope. God didn't plan to make His Church from any of those creatures. God's Church would be made from a creature who looked a lot like... well... US! Matter a fact, it IS us! People!

That's right! (SB7) "The Church" is God's name for all of His people, from every time and every place in the world, gathered together and living with Him forever. All of their millions and billions of hearts would be full of His love, like one, happy heart. And all of their millions and billions of mouths would be full of His praise, like one, joyful song. (SB8) Together, they would enjoy God's Perfect Wonderfulness. God's big building would be very, very special, wouldn't it?

But there was something else that would make God's Church very special. It was WHAT --or really WHO-- God would use to join all those people together. Can you guess Who?

Can you guess?

It would be God, Himself. (SB9) God, the Father, would send His Son, Jesus, to save them and make them God's people. God, the Holy Spirit, would come live in their hearts, so they could know and love God, and enjoy Him forever, together. What an amazing plan God had!

First comes the plan, then comes the work. God began His work by (SB10) creating our wonderful world and everything in it, including the people He would make into His Church.

God is spirit, and if people were to know Him and be part of His big, beautiful Church, they would need a spirit, too. So, God put a (SB11) special spirit inside of their bodies. Now they could know and love Him, in a way no other creature could. God named the first man, "Adam" and Adam named his wife, "Eve".

God told Adam and Eve to fill the whole earth with children, and grandchildren, and great-grandchildren. And that's what they did. These children grew up and spread out across the whole world. (SB12) Some made ships and sailed to faraway islands. (SB13) Some climbed tall mountains and made their homes near snowy peaks. (SB14) Others settled in thick jungles, forests, and many other places. They had families and made their homes throughout the whole world. They had different skin colors and spoke different languages. One day, God's Church would be a great gathering of God's people from all of these different places and languages. Together, they would lift up their praises to God in one, beautiful voice. Together, they would love God and each other perfectly. And it would go on like this forever.

Story with lines separating paragraphs (text in bold, optional interaction cues in italics)

But that wonderful day was not yet. From Adam and Eve on down, all people have chosen to turn away from God and live life their own way. (SB15,SB16,SB17,SB18) Their hearts --like ours—have become ugly, broken, and even dead to God, all because of this terrible sin. Every one of them deserved to be shut out from God’s presence and never know Him or His love. Never, ever! How sad!

But sin wouldn’t ruin God’s plans to build His Church! God knew that people would rebel against Him. He had always made it part of His plan to rescue them and make them beautiful, Himself, through His Son, Jesus.

So, at just the right time, Jesus came to redeem God’s people. He would pay for their sins. He would make them beautiful for God. Jesus lived a perfect life here on earth. (SB19) Then on the cross, He suffered and died. Jesus gave up His life as the full payment for the sins of God’s people, so they could be forgiven.

On Day One and Two, Jesus’ body lay dead in a cave-grave; but on Day Three, (SB20) Jesus rose from the dead in victory! He had made the way for sinners to become God’s people, the Church.

(SB21) Now it was time to take the good news of salvation to the world so that God’s Church would be from every people, just as God had always planned. “Go to the whole world, tell them all about Me. Teach them how they can become God’s people,” Jesus told His disciples, after He rose from the dead.

What? THOSE disciples do ALL THIS? How? They were so fearful, so weak. They didn’t know what to say. There were so few of them. They could never do this big job!

Do you think they could do it?

No! There was NO WAY they could do this job ALONE, but God never planned for them to. He would send His Holy Spirit to live inside of them and help them tell others about Jesus. He would send the Holy Spirit to work in the hearts of those who listened, helping them turn away from their sins and trust in Jesus as their Savior. The Holy Spirit would help them all grow to love God more and live for Him each day, full of boldness and full of wisdom.

(SB22) And that’s just what happened. (SB23) Filled with God’s Holy Spirit, the disciples went out and told the good news of Jesus to everyone who would listen! And as the disciples spoke, (SB24) the Holy Spirit worked in the hearts of the listeners. He helped them turn away from their sins and trust in Jesus as their Savior, too. He changed and filled their hearts. He turned their ugly, broken, sinful hearts into the new, beautiful, God-loving hearts of God’s people. God’s Church was becoming bigger and bigger and bigger! God’s plan was coming true!

Now these new believers joined the first disciples in sharing the good news of Jesus. Further and further away they went to new parts of the world.

(SB25) Some got in ships and sailed to far-away islands. (SB26) Others climbed over the snowy mountains. (SB27) Still others made their way through thick jungles, forests, and many other places. Everywhere they went, they shared the good news of Jesus. And everywhere they went, (SB28, SB29, SB30)the Holy Spirit worked. People turned away from their sins and trusted in Jesus as their Savior. The Holy Spirit came to live in their hearts. God was building His Church from people of every nation and language.

On and on, (SB31, SB32) for thousands of years now, Jesus’ followers have kept on telling the people of the world the good news of Jesus. On and on, the Holy Spirit has been working in their hearts of listeners, building God’s Church as more and more people turn away from their sins and trust in Jesus as their Savior.

One day, God will be finished building His Church. When will that be? When the good news of Jesus has gone out to the whole world; God’s plans for building His Church are completed; and, all His people are saved and filled with His Holy Spirit. And on that day, (SB33) Jesus will return here to earth. He will take away every last speck of sin in God’s people. (SB34) Sin and pain, sickness and death will be gone for good! Jesus will gather them all together to live with Him in the new heaven and earth He will make for them. What a beautiful, happy sight will be God’s people, the Church, in that perfectly happy, new world! They will be the biggest, most beautiful building that has ever been built, made up of people from the whole world. Too many people to count! And they will enjoy God’s Perfect Wonderfulness and praise Him FOREVER!

Cracking the Case: (story wrap-up for Listening Assignments)

It's time to see how we did with our Listening Assignment.

Detective Dan's Lesson 1 Listening Assignment:

1. Who was the builder? The LORD.

2. What did this builder plan to build? What would it be like when it was finished? His Church. It would be a huge gathering of all of God's people, loving Him and praising Him forever.

For You and Me:

Did you know that we can be a part of God's people, the Church, too? How? By turning away from our sins and trusting in Jesus as our Savior. God will fill us with His Holy Spirit, and we can join in loving Him and praising Him now and forever.

Detective Dan's Lesson 2 Listening Assignment:**Our Bible Verse is: Acts 9:31, NIV 1984:**

"[The church] was strengthened; and encouraged by the Holy Spirit, it grew in numbers, living in the fear of the Lord."

1. Who helped Jesus' disciples obey God's plan to tell others about Jesus? God's Holy Spirit.

2. How did Holy Spirit help the Church grow? He helped the believers be bold to tell others about Jesus and He gave them words to say. He worked in the hearts of those listening and helped them put their trust in Jesus, too.

For You and Me

God's Holy Spirit can help us become a part of God's people, the Church, too. We can ask Him to work in our hearts and help us turn away from our sins and trust in Jesus as our Savior. We can ask Him to help us to love God and live for Him.

Detective Dan's Lesson 3 Listening Assignment:

Our six clues were: a boat, a kangaroo, a hamburger, a listening man, a big plan, and sunglasses.

1. Which four belong in our story?

The boat, the kangaroo, the listening man and the big plan belong. The hamburger and the sunglasses do not.

2. Who would one day praise God all together, when God's plans were finished? All of God's people, the Church!

For You and Me:

Did you know that we can be a part of God's people, the Church, too? How? By turning away from our sins and trusting in Jesus as our Savior. God will fill us with His Holy Spirit, and we can join in loving Him and praising Him now and forever.

The Gospel (story wrap-up if NOT using Listening Assignments)**Our Bible Truth is:****What Does the Holy Spirit Do in God's People?****He Changes Their Hearts to Be Like Jesus...****The Holy Spirit Builds God's Church!**

Isn't it amazing that God chose to build His Church out of people like us? He is our good God, yet we have all chosen to disobey God. We deserve His punishment, but instead, He offers to make us His people.

God sent Jesus to live the perfect life that we should have lived, but never did. On the cross, Jesus gave His perfect life as the full payment for the sins of God's people so they could be forgiven and know special closeness with God as their Heavenly Father.

On the third day, Jesus rose from the dead, proving He had really beaten sin and death for them, once and for all! That's how God could make sinful people like us into His dearly-loved people, the Church!

We can become God's people, too, when we turn away from our sins and trust in Jesus as our Savior. Ask Him to help you. He loves to do this!

Close in prayer.


Closing ACTS Prayer

- A** God, we praise You for being the Builder of Your Church by Your Holy Spirit.
- C** God, we confess that we have sinful hearts. We need You to give us faith to believe in Jesus. We need Your Holy Spirit to work in our hearts. We need Jesus to be our Savior!
- T** Thank You, God, for calling people from every tribe, nation, and language to be Your people, the Church.
- S** God, work in our hearts that we might turn away from our sins and trust in Jesus as our Savior. Send the Holy Spirit to live in our hearts, so we might know and love You. Build Your Church, in us and in people throughout the whole world!


In Jesus' name we pray. Amen.

Go to Lesson Plan, p.9 for the script to the rest of the lesson.

BIG QUESTION 10



What does the Holy Spirit do in God's people?



VISUAL
AID

#1

take out



ANSWER:

He changes their hearts to be like Jesus!

The Big Question

Hold up the Big Question sign for all the children to see, and say:

The Big Question we are investigating today is

Big Question Number 10:

What Does the Holy Spirit Do in God's People?

and the Answer is:

He Changes Their Hearts to Be Like Jesus...

Meaning:

God's Holy Spirit works in our hearts as we hear God's Word, the Bible. He gives us the gift of faith in Jesus. He helps us to turn away from living for ourselves and to live for God instead. This is how we become God's people.

But that's just the beginning of what the Holy Spirit does in God's people! He goes on living inside of them their whole lives, helping them, and changing their hearts. He helps them to know God and obey His laws. He helps them to love God and others as Jesus did. He comforts them when they are sad and helps them to be brave when they are scared. He helps them know the right way to live. The Holy Spirit in our hearts is a wonderful gift that God loves to give to us when we turn away from our sins and trust in Jesus as our Savior.

Let's sing our Big Question Song: "

Big Q & A 10 Song

DDD ESV Songs 10, track 12

(adapted version of "Pop, Goes the Weasel")


What does the Holy Spirit do,
Inside of God's people?
What does the Holy Spirit do?
He changes their heart!

BIG QUESTION 10: Four truths about the Holy Spirit


1.




2.



3.



4.



Visual take out
Aid



This Unit's Bible Truths

"He Changes Their Hearts to Be Like Jesus" is a good beginning, but there's so more to learn. So it's time for us to dig down even deeper for more answers to our Big Question about God. We're going to be learning FOUR Bible truths that all tell us more about the Holy Spirit.

Who would like to hand me the picture with our four Bible truths on it? It's in the Big Question Box/Briefcase."

Choose a child to get it and hand it to you, then hold it up and show them the pictures of the four truths they will be learning.

After everyone has had a good look say...

"Ok, we've learned three truths about the Holy Spirit's work inside of God's people. They are: "The Holy Spirit Lives in God's People", "The Holy Spirit Gives God's People Courage"; and, "The Holy Spirit Gives God's People Wisdom." (point to pictures as you identify each Bible Truth). Now let's look at our Bible Truth Clue sign and see if we can figure out which of these four truths we will be learning about today. Who would like to get it out of the Big Question Briefcase for me?"

Choose a child to open the briefcase, take out the Bible Truth Clue sign and hand it to you.

CAN YOU GUESS BIBLE TRUTH 4?

**What Does the Holy Spirit
Do in God's People?
He Changes Their Hearts
to Be Like Jesus...
The Holy Spirit Builds
God's ????!**

**HINT: What's the opposite of being dead? This
word starts with the letter "C" and rhymes
with "search."**


**ANSWER:
The Holy Spirit Builds God's CHURCH!**

Visual Aid

#3



of BQB



Revealing the Bible Truth We Are Learning

Hold up the front side for the children to see. Cover up the answer, written along the bottom, and say:

**“What Does the Holy Spirit Do in God’s People?
He Changes Their Hearts to Be Like Jesus...
The Holy Spirit Builds God’s ?????!”**

We’re missing one word. Here’s the hint to what the missing word is. It says: “What’s the name for God’s people, gathered together? This word starts with the letter “C” and rhymes with “search.”

Can you guess? It’s “Church.”

So the Bible Truth we are learning today is:

(Uncover answer from bottom of sign, show it to them and say:)

**“What Does the Holy Spirit Do in God’s People?
He Changes Their Hearts to Be Like Jesus...
The Holy Spirit Builds God’s CHURCH!!”**

And here is what this Bible Truth means:

(read the meaning off of the back of the sign, say:)

Many people think that a church is a building, but it’s not. “Church” is the name for all of God’s people.

God’s Church is built by the Holy Spirit, one person at a time. The Holy Spirit works in the hearts of people, giving them the gift of faith as they hear God’s Word, the Bible. The Holy Spirit helps them believe God’s Word, turn away from their sins, and trust in Jesus as their Savior.

God has always planned for the Holy Spirit to bring people from everywhere in the whole world to be part of His people, the Church. The Bible tells us that the Church will be made up of people from every people and language in the world.

Each week, groups of God’s people meet together to worship God in gatherings all over the world. This is what we call “going to church.” But in heaven, the whole Church --all of God’s people, from every place and every time-- will gather together to worship God forever. What a gathering that will be! The Bible tells us that it will be so many people that we won’t even be able to count them. We can be part of God’s Church --God’s people-- too, when we turn from our sins and trust in Jesus as our Savior.



Visual Aid

Place verse in

take out

#4

DDD Bible

The Question Bible of BQB

“[The church] was strengthened, and encouraged by the Holy Spirit, it grew in numbers, living in the fear of the Lord.”--Acts 9:31, NIV 1984

DDD 10.4 Bible Verse Picture--front

Bible Truth 4 Bible Verse

Remove the Bible Verse Picture from the "Bible" folder and hold it up for all the children to see, then say:

Acts 9:31 tells us:

Acts 9:31, NIV 1984

"[The church] was strengthened; and encouraged by the Holy Spirit, it grew in numbers, living in the fear of the Lord."

Learn a Little: "[The church] was strengthened; and encouraged by the Holy Spirit."

What does that mean?

The Holy Spirit strengthens and encourages God's people, the Church. He works in their hearts, giving people faith to repent of their sins and believe in Jesus as their Savior as they hear God's Word. He fills their hearts and helps them to grow in understanding God's Word and in loving God and one another. He helps them to live in the fear of the Lord --that is, He helps them want to honor and obey God most of all.

We can become God's people when we turn away from our sins and trust in Jesus as our Savior. Then, we will be part of God's Church, too. We will enjoy the encouragement of the Holy Spirit in our hearts.

"We've said our Bible verse, now let's sing it!"

The Church Was Strengthened:

Acts 9:31, NIV 1984

DDD ESV Songs 10, track 30

The church was strengthened,
and encouraged,
By the Holy Spirit,
by the Holy Spirit,
It grew in numbers,
it grew in numbers,
Living in the fear of,
The fear of the Lord, *(repeat)*
Acts Nine, thirty-one.

"Now it's time to do a bit more deep down investigating. Let's see what Detective Dan wants us to help him figure out. Would someone like to get it out for me?"



take out



Place in




Visual Aid



Detective Dan's Listening Assignment #1

Detective Dan's Listening Assignment #1



Hi, Deep Down Detectives!
I'm working on a brand-new case called:
"The Case of the World's Biggest Building."

I need to find out:
Who was the builder?

AND

2. What did this builder plan to build? What would it be like when it was finished?

Can you help me? Listen carefully to the story and you might just hear the answers!

Thanks!

Detective Dan

Then say, "Ok, Deep Down Detectives! Put on your best listening ears and see if you can hear the answers to Detective Dan's questions. When I finish telling the story, we will see if we can answer all of his questions."

Read the Bible Truth story, putting up the storyboard pictures as you tell it.

At the end of the story, repeat the questions and lead the children in answering them. Present the gospel and close in prayer.

Answers to assignment questions, the gospel and ACTS prayer are also included at the end of the story text.

Answers:

1. Who was the builder? The LORD.

2. What did this builder plan to build? What would it be like when it was finished? His Church. It would be a huge gathering of all of God's people, loving Him and praising Him forever.

For You and Me:

Did you know that we can be a part of God's people, the Church, too? How? By turning away from our sins and trusting in Jesus as our Savior. God will fill us with His Holy Spirit, and we can join in loving Him and praising Him now and forever.

take out



of BQB

Place in



Visual Aid



Detective Dan's Listening Assignment #2

Detective Dan's

Listening Assignment #2



Hi, Deep Down Detectives!

I'm still working on the case called:

"The Case of the World's Biggest Building."

Our Bible verse is Acts 9:31, NIV 1984

"[The church] was strengthened; and encouraged by the Holy Spirit, it grew in numbers, living in the fear of the Lord."

I need to find out:

1. Who helped Jesus' disciples obey God's plan to tell others about Jesus?

AND

2. How did Holy Spirit help the Church grow?

Can you help me? Listen carefully to the story and you might just hear the answers!

Thanks for your help!

Detective Dan

Then say, "Ok, Deep Down Detectives! Put on your best listening ears and see if you can hear the answers to Detective Dan's questions. When I finish telling the story, we will see if we can answer all of his questions."

Read the Bible Truth story, putting up the storyboard pictures as you tell it. At the end of the story, repeat the questions and lead the children in answering them. Present the gospel and close in prayer.

Answers to assignment questions, the gospel and ACTS prayer are also included at the end of the story text.

Answers:

Our Bible Verse is: Acts 9:31 , NIV 1984

"[The church] was strengthened; and encouraged by the Holy Spirit, it grew in numbers, living in the fear of the Lord."

1. Who helped Jesus' disciples obey God's plan to tell others about Jesus? God's Holy Spirit.

2. How did Holy Spirit help the Church grow? He helped the believers be bold to tell others about Jesus and He gave them words to say. He worked in the hearts of those listening and helped them put their trust in Jesus, too.

For You and Me:

God's Holy Spirit can help us become a part of God's people, the Church, too. We can ask Him to work in our hearts and help us turn away from our sins and trust in Jesus as our Savior. We can ask Him to help us to love God and live for Him.

take out



Place in



Visual Aid



Detective Dan's Listening Assignment #3

Detective Dan's

Listening Assignment #3



Hi, Deep Down Detectives!

I'm still working on the case called:

“The Case of the World's Biggest Building.”

I found SIX clues, but TWO of them are NOT in the story. They are: a boat, a kangaroo, a hamburger, a listening man, a big plan, and sunglasses.

Hold up each of the six pictures for the children to see as you identify them. Better yet, put them up on your flannelgraph board, off to one side.

I need to know:

1. Which FOUR pictures belong in the story and which TWO do NOT?
2. Who would one day praise God all together, when God's plans were finished?

Can you help me? Listen carefully to the story and you might just hear the answers!

Thanks!

Detective Dan

Then say, “Ok, Deep Down Detectives! Put on your best listening ears and see if you can hear the answers to Detective Dan's questions. When I finish telling the story, we will see if we can answer all of his questions!”

Read the Bible Truth story, putting up the storyboard pictures as you tell it. At the end of the story, repeat the questions and lead the children in answering them. Present the gospel and close in prayer.

Answers to assignment questions, the gospel and ACTS prayer are also included at the end of the story text.

Answers:

Our six clues were: a boat, a kangaroo, a hamburger, a listening man, a big plan, and sunglasses.


1. Which four belong in our story?

The boat, the kangaroo, the listening man and the big plan belong. The hamburger and the sunglasses do not.

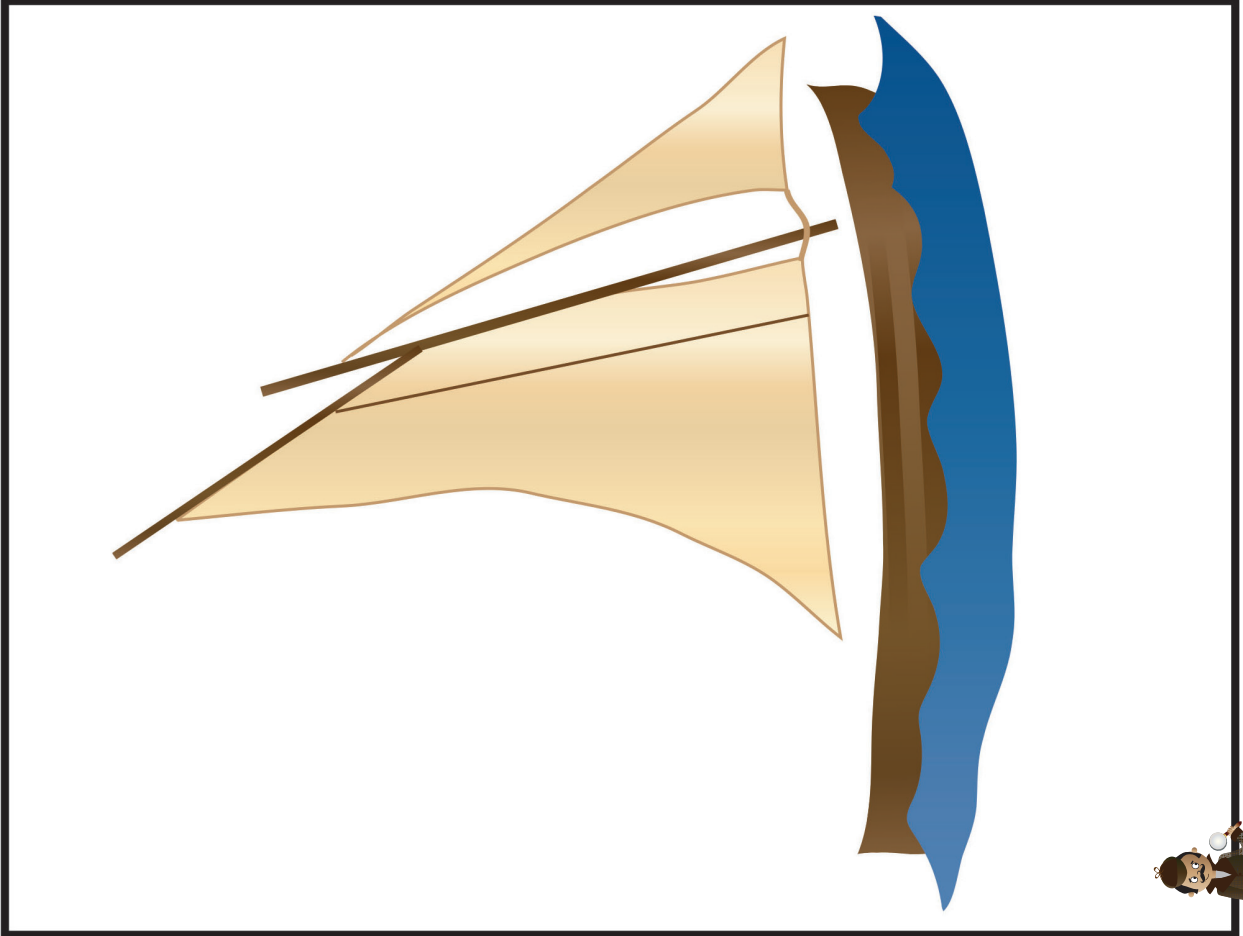
2. Who would one day praise God all together, when God's plans were finished? All of God's people, the Church!

For You and Me:

Did you know that we can be a part of God's people, the Church, too? How? By turning away from our sins and trusting in Jesus as our Savior. God will fill us with His Holy Spirit, and we can join in loving Him and praising Him now and forever.



A Kangaroo



A Boat

VISUAL
AID
#5C

Place in
DDD
Bible™

take out
Big
Question
Bridges™
of BQB

VISUAL
AID
#5C

Place in
DDD
Bible™


take out
Big
Question
Bridges™
of BQB

DDD 10.4 Lesson 3 Listening Assignment Clue Picture 2 for kids

DDD 10.4 Lesson 3 Listening Assignment Clue Picture 1 for kids



A Listening Man



A Hamburger

VISUAL
AID
#5C

Place in
DDD
Bible™

take out
Big
Question
Briefcase
of BQB

VISUAL
AID
#5C


Place in
DDD
Bible™

take out
Big
Question
Briefcase
of BQB

DDD 10.4 Lesson 3 Listening Assignment Clue Picture 4 for kids

DDD 10.4 Lesson 3 Listening Assignment Clue Picture 3 for kids

Sunglasses



A Big Plan



VISUAL
AID
#5C

Place in
DDD
Bible™

take out
Big
Question
Briefcase
of BQB

VISUAL
AID
#5C

Place in
DDD
Bible™

take out
Big
Question
Briefcase
of BQB

DDD 10.4 Lesson 3 Listening Assignment Clue Picture 6 for kids

DDD 10.4 Lesson 3 Listening Assignment Clue Picture 5 for

Big Question 10, Bible Truth 4 Storyboard Background Pictures Key (BG)

Put these pictures in place on your storyboard BEFORE you tell your story.

NO BACKGROUND STORYBOARD PICTURES FOR THIS STORY

Big Question 10, Bible Truth 4 Storyboard Pictures Key (SB)

Store these pictures in numerical order in your DDD Bible Folder.

Add these to your story as you tell it. Numbers correspond to placement order.

SB1 A Building



SB2 God's Plan: the Biggest Building



SB3 Not a Building of Bricks



SB4 God's Building Is Called the Church



SB5 A Building Made from These Creatures?



SB6 No!



SB7 God's Building: Made from People



SB8 Made to Enjoy God and His Perfect Wonderfulness



SB9 All, Saved by Jesus, Filled with God's Holy Spirit



SB10 God Created the World and He Created People



SB11 God Gave People a Spirit



SB12 Children of Adam and Eve Sail Away to Live on Islands



SB13 Children of Adam and Eve Go Live in Mountains



SB14 Children of Adam and Eve Go Live in Forests and Jungles



SB15 People Have Sinful Hearts (Adam and Eve)



SB16 People Have Sinful Hearts (Children on Islands)



SB17 People Have Sinful Hearts (Children in Mountains)



SB18 People Have Sinful Hearts (Children in Forests/Jungles)



SB19 Jesus Comes to Save God's People from Their Sins



SB20 Jesus Rises from the Dead on Day Three



SB21 Jesus Teaches His Disciples; Tells Them to Take the Gospel to the World



SB22 Holy Spirit Fills the Disciples



SB23 The Disciples Burst Out and Share the Gospel with Nearby Neighbors



SB24 The Nearby Neighbors Believe and Are Filled with the Holy Spirit, Too



SB25 Some Go to Share the Gospel with People on Islands



SB26 Some Go to Share the Gospel with People in Mountains



SB27 Some Go to Share the Gospel with People in Forests/Jungles



SB28 People on Islands Are Saved and Filled with Holy Spirit



SB29 People in Mountains Are Saved and Filled with Holy Spirit



SB30 People in Forests/Jungles Are Saved and Filled with Holy Spirit



SB31 More People Hear the Gospel, Are Saved and Filled with Holy Spirit



SB32 More People Hear the Gospel, Are Saved and Filled with Holy Spirit






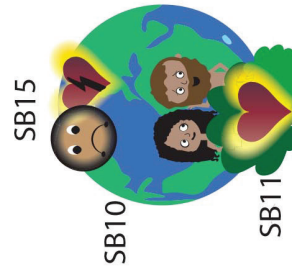
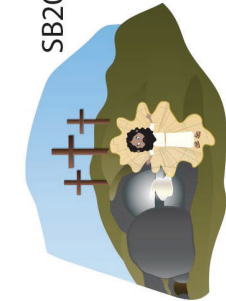





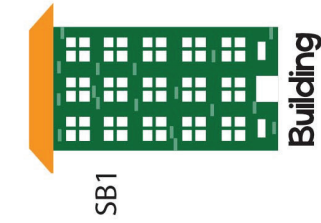
SB33 God's Plan Finished, God's People the Church Live with God in New Heaven and Earth



SB34 No More Sin, Sadness, Sickness or Death



Note: Use sticky tac putty rather than velcro on back of pictures placed on top of other pictures.





NOTE:

Some of the larger images are assembled from two or more pages. You can make these easier to fold by leaving a small gap in the lamination between the pieces. This allows you to fold the image along the gap.



leave slight gap here
to create a “hinge” for
easy folding



SB17 People Have Sinful Hearts
(Children in Mountains)
DDD 10.4 Story

SB1 A Building
DDD 10.4 Story

SB16 People Have Sinful Hearts
(Children on Islands)
DDD 10.4 Story

SB2 God's Plan:
the Biggest Building
DDD 10.4 Story


SB18 People Have Sinful Hearts
(Children in Forests/Jungles)
DDD 10.4 Story

SB15 People Have Sinful Hearts
(Adam and Eve)
DDD 10.4 Story

X



The Church



SB4 God's Building
Is Called the Church
DDD 10.4 Story

SB11 God Gave
People a Spirit
DDD 10.4 Story

SB6 No! DDD 10.4 Story

SB3 Not a Building of Bricks
DDD 10.4 Story

SB10 God Created the World
and He Created People
DDD 10.4 Story

SB19 Jesus Comes to Save
God's People from Their Sins
DDD 10.4 Story



SB29 People in Mountains Are
Saved and Filled with Holy Spirit
DDD 10.4 Story

S30 People in Forests/Jungles Are
Saved and Filled with Holy Spirit
DDD 10.4 Story

SB8 Made to Enjoy
God and His Perfect
Wonderfulness
DDD 10.4 Story

SB5 A Building Made
from These Creatures?
DDD 10.4 Story



SB33 God's Plan Finished, God's People
the Church Live with God
in New Heaven and Earth
DDD 10.4 Story




The Church!



SB26 Some Go to Share the
Gospel with People in Mountains DDD 10.4 Story

SB7 God's Building:
Made from People
DDD 10.4 Story

SB13 Children of Adam and Eve
Go Live in Mountains
DDD 10.4 Story



SB23 The Disciples Burst Out and
Share the Gospel with
Nearby Neighbors
DDD 10.4 Story

SB9 All, Saved by Jesus,
Filled with God's Holy Spirit
DDD 10.4 Story

SB24 The Nearby Neighbors Believe
and Are Filled with the Holy Spirit, Too
DDD 10.4 Story

SB12 Children of Adam and Eve
Sail Away to Live on Islands
DDD 10.4 Story



SB14 Children of Adam and Eve
Go Live in Forests and Jungles
DDD 10.4 Story

SB31 More People Hear the Gospel,
Are Saved and Filled with Holy Spirit
DDD 10.4 Story



Holy Spirit
Savior



Gospel



Gospel





SB28 People on Islands Are
Saved and Filled with Holy Spirit
DDD 10.4 Story

SB20 Jesus Rises from the Dead
on Day Three
DDD 10.4 Story

SB25 Some Go to Share the
Gospel with People on Islands
DDD 10.4 Story

SB27 Some Go to Share the
Gospel with People in Forests/Jungles
DDD 10.4 Story



SB34 No More Sin, Sadness,
Sickness or Death
DDD 10.4 Story

SB21 Jesus Teaches His Disciples;
Tells Them to Take the Gospel
to the World
DDD 10.4 Story



SB22 Holy Spirit Fills the Disciples
DDD 10.4 Story

SB32 More People Hear the Gospel,
Are Saved and Filled with Holy Spirit
DDD 10.4 Story

DEEP DOWN DETECTIVES



Other Visual Aids

Big Question Box/Briefcase

What You Want

The Big Question Briefcase is a briefcase or other container with these characteristics:

- Ideally, this should be around 17" x 12", but needs to be at least big enough to fit a 8 ½" x 11" sheets of paper inside it.
- Have various pockets to put these sheets in
- Is attractive or curious looking to preschoolers
- Not necessary, but extremely fun, if it has a combination lock

Finding a Briefcase:

You can certainly buy one new, but you always may find a used one at a thrift shop. Or, someone may have one they want to donate. We use one that stores valuables in it and is the 17" x 12" size. Very durable and has the lock feature that the kids love.

You also can move away from the briefcase idea and use a little trunk or other box for your substitute briefcase. Just change the name to the Big Question Box, if you use a box instead. A boot box or the cardboard box that 10 reams of copy paper comes in is a great size, if you are using a box.

If you use a box, but want a lock-like feature, that's easy to do. Simply cut "straps" out of felt or vinyl and glue in place to the top and bottom sides of the box on one side, with the top strap overlapping the bottom straps. Add velcro to the top and bottom pieces so that they meet and fasten. Make back "hinges" for the box with the felt/vinyl straps, too. Or, you can simply add a belt around the box that has to be unfastened before the box can be opened.

Here are some suggestions for decorating a box or even the outside of your briefcase to make it appealing.

Supplies

Your box/briefcase
Plain white contact paper or white cardstock
Colorful wrapping paper
Glitter glue
Markers
Sequins, fake jewels, buttons, rick rack, etc.
Other decorating supplies
Stickers
Glue
Clear packing tape

Directions

1. If you are using a box that has wording on it, you will first need to make plain surfaces for decorating and a hinge for the lid. Stick the white contact paper or white cardstock to each side of the box. On the other hand, you can also use colorful wrapping paper. Then, make a lid by sticking the clear packing tape along one long side of the box, attaching the lid to the box.

2. Use the craft decorating supplies to decorate the box. If desired, you can put a big question mark on top of the box, but remember that you are working with two and three year olds: the question mark symbol is not very meaningful to them yet.

Making a Flannelgraph Storyboard

for use in story-telling and in playing the story review games

While you may decide to use sticky tac and stick your storyboard pictures to a white board, it is very easy to make a flannelgraph board. The advantage to the flannelgraph board is that the pictures stick very easily and there is no messing with the sticky-tac.

Supplies

Large Format Pictures Board: AT LEAST a 36" x 48" foamboard or corkboard (We actually use a far bigger canvas and attach it to the wall) A science project board with the two sides that fold out makes a good 36" x 48" board.

Small Format Pictures Board: AT LEAST a 24" x 36" (to 36" x 48)" board

Large piece of neutral-colored felt to cover your board with extra to overlap over to the back, if desired.

Glue gun and glue sticks

Directions

1. Center felt on front side of board. Turn over. Secure in place with glue.

Making Durable Storyboard Pictures

for use in story-telling and in playing the story review games

Whether you purchase the Deep Down Detectives storyboard pictures from Amazon or print them off the website (included in the Deep Down Detectives Visual Aids book), you will want to find some way to make them more durable. They are used not only as a part of telling the story, but are integral in the story review games. Here's how we make ours durable enough to be used over and over again. **See note below for other simpler options for using these pictures.**

Supplies

Deep Down Detectives Visual Aids book (purchased or downloaded)

White cardstock or printer paper (if downloading pictures)

Sticky-back velcro, circles or cut pieces; or sticky tac putty

Laminator or Self-laminating sheets

Sturdy Sheet Protectors, preferably the "Secure Top" kind, like offered by Avery

Flannelgraph pictures for the Bible stories found at www.praisefactory.org with each unit's resources.

Directions

1. Purchase from Amazon or download and print out the storyboard figures.
2. Cut out flannelgraph figures.
3. Laminate the figures.

Special tip: When laminating the big background pictures that are two (and sometimes even three or four) pieces put together, leave a small gap between the two pieces before laminating together. This small space acts like a hinge and allows you to fold up pictures without hurting them into a manilla envelope that fits 8.5" x 11" sheets of paper along with all of the smaller, regular-sized storyboard pictures.

4. If using a flannelgraph board: Stick a piece of sticky backed velcro (ROUGH SIDE) onto the back of each figure. If using sticky tack and whiteboard: simply stick a small amount of sticky tack on the back of a picture when using it. Remove and store sticky tack in airtight container.

Note: Instead of using all of the pictures as separate flannelgraph pieces, you can choose to use only a few (helpful to have 10 for the story review game); you can clump them onto posterboard and make them into picture scenes; or, you can simply use the Storyboard Picture Guide as a single picture. At praisefactory.org, go to DDD Bits and Pieces for a 22" x 28" poster size jpg of this picture guide if you want to create a large version.

The Deep Down Detectives “Bible” Folder

This is a homemade folder that looks (kinda) like the cover of a Bible. You will use this to put the Bible verse, the Bible Story and storyboard pictures to help make the point that the truths you are teaching them come from the Bible.

Supplies

1 piece of 22" x 28" posterboard (white is fine. Green or brown is nice)

Glue

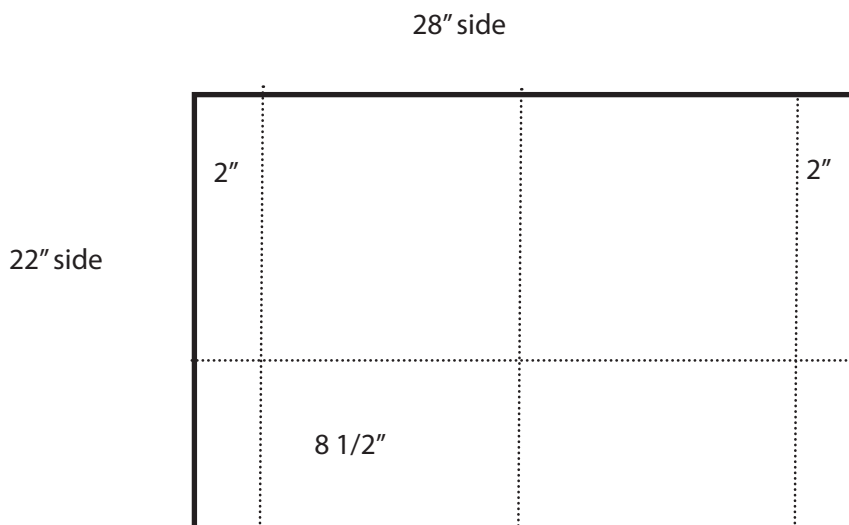
Stapler and staples or packing tape

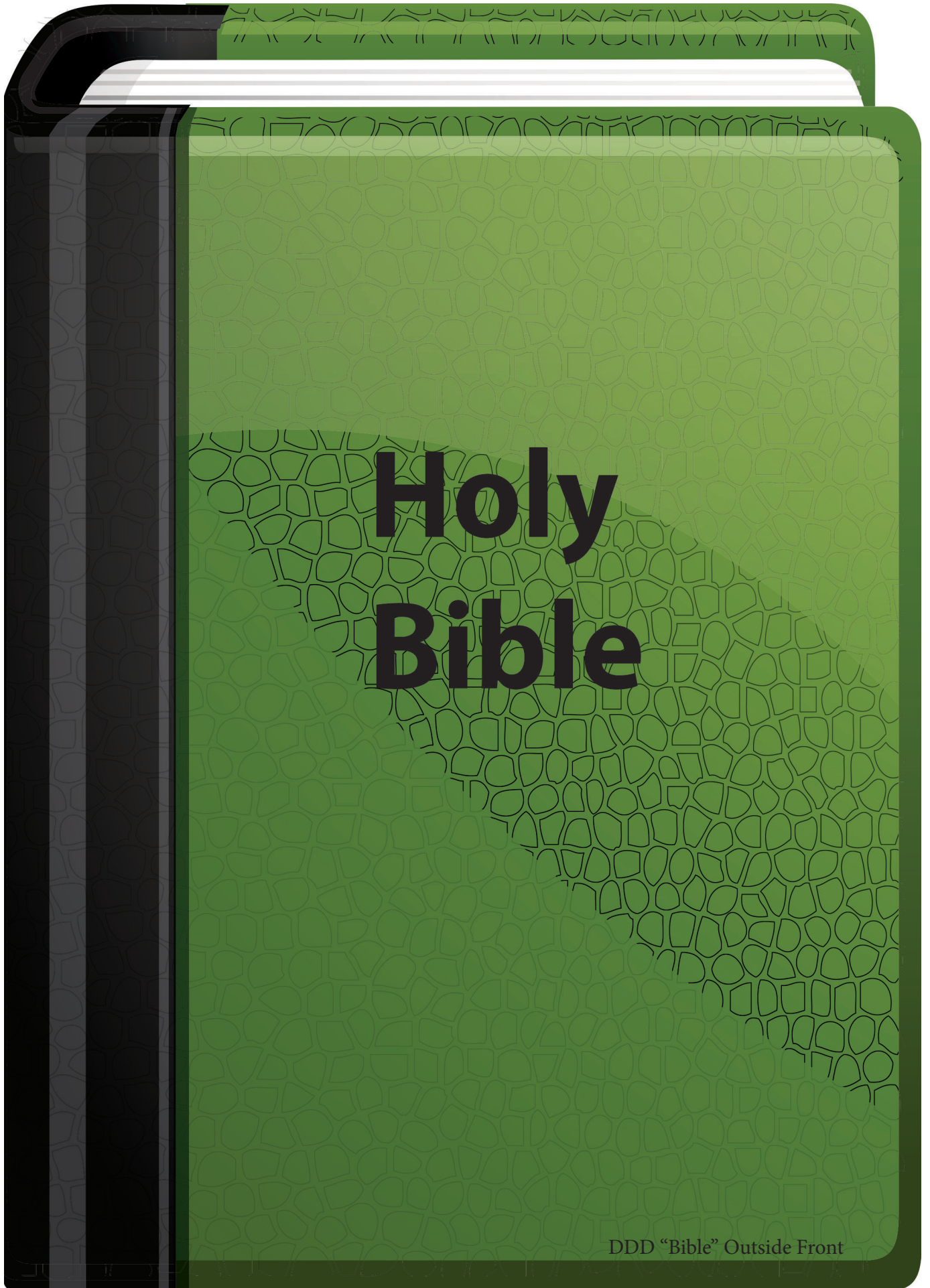
The Bible Cover pictures (see online with resources for this unit or from the back of each Deep Down Detectives Visual Aids book.)

NOTE: The Bible Cover pictures included in the Deep Down Detectives Visual Aids books cannot be created larger than 8.5" x 11". That means that they will be under-sized for a Bible Folder of the dimensions you are making. However, you can go online to the Deep Down Detectives curriculum and there is a pdf of a bigger version of these covers that will actually fit the size of this Deep Down Detectives “Bible” Folder.

Directions

1. Lay out poster board with long side along the bottom.
2. Fold in 2" on each side.
3. Take packing tape and tape the folded in 2" flaps to the main section of the posterboard, all the way down.
3. Fold up 8 1/2" on the bottom of the poster board.
4. Use packing tape to tape this flap in place, all the way down.
5. Take scissors and snip through the tape where the flap is attached to the folder. This will give you a bit more room in the folder.
6. Fold the poster board in the middle to make the center fold.
7. Cut out the Bible Cover Pictures. If possible, laminate these. They will last longer.
- 8.. Glue the two cover pieces to the outside of the folder.





Holy Bible

DDD "Bible" Outside Front



DDD "Bible" Outside Back

