

DEEP DOWN DETECTIVES

**Curriculum Resources
for Unit 5, Bible Truth 1:**



**Can You Tell Me What God Made?
God Made All Things Good...
He Made Everything Good
in Heaven and Earth!**

Session Prep (especially good for newbies!)

Pray!



Pray for the Holy Spirit to be at work in your and the children's hearts.

Review



If new to the curriculum, look at the **Getting Started with Deep Down Detectives section of the Core Curriculum book.** (p.5) It will be especially helpful to read through the Deep Down Detectives section of **The Praise Factory Tour: Extended Version Book.** This is a visual way to understand what goes on in the classroom. (A pdf of the book is found in the samples section on the website.)

Look through and Learn the Lesson



Read over **lesson plan.** Practice any **songs or action rhymes** you are using. Choose/make up motions to go with these. Choose less with younger children and more with older preschoolers. **Practice the lesson with the visual aids** and using the Big Question Box/Briefcase.

Read and Rehearse the Bible Story with Pictures



Read the Bible story from the Bible. Read the curriculum version. Practice telling it with the storyboard pictures. (If you have not previously laminated the story pictures, do that now.) Or, rehearse it from the Simple Story Scenes, if you are using those.

Let There Be Music



Download the music and listen to the songs. Choose which of the songs you will use with the children. If using live musicians, make sure they have the sheet music (Appendix A, Core Curriculum book).

Put the Props in Place



1. Prepare your Visual Aids. Put the Big Question, Unit Bible Truths, Bible Truth, Bible Verse, and Listening Assignment signs, as well as the Bible Story script in one side of the Bible folder.
2. Get out your storyboard. If using Simple Story Scenes, put these in your Bible Folder. Or, if using the individual storyboard figures, put all background pictures in place (they have a BG by the number). Put the rest of the storyboard pictures (these have a SB by the number) in order of use in the other side of the Bible folder.
3. Put the DDD Bible Folder as well as the Big Question sign in the Big Question Box/Briefcase and shut it. If your box/briefcase has locks and you want to use the unlocking the box as part of your session, lock it now....but make sure you have the key or know the code first.
4. Prepare the music CD or sheet music or mp3 device for use in your session.

Set Out Free Play Activities



Choose and set up free time activities you will use with the children. Choose a variety of different activities that will be enjoyed by different types of children. Rotate the activities you provide to keep them interesting and fresh to your children. (Suggestions in Appendix D, Core Curriculum books.)

Prepare Any Activities



Choose which (if any) of the Bible Truth games and crafts activities you want to use in the session. Bear in mind your time frame as well as the developmental abilities and attention span of your children as you decide which/how many to prepare. **Look over the Discussion Sheet** and choose a few questions you might use to spark discussion with the children as they do their activities (especially good for ages 3's+). Pray for God to give you opportunities to talk about these things with the children.

Let Them Take It with Them



Make copies of the craft/take home sheets, if you are not already using them as one of your activities. You may also want to make copies of the story (see take-home version of each story included in Appendix C with the other take home resources) to have for parents to use with their children at home. There's a link on each craft/take home sheet to the story, if you don't make hard copies.

Store It



After your session is over, collect the resources and store them for future use. This curriculum can be used over and over for years to come.

Unit 5: God, the Good Creator

UNIT OVERVIEW

Did you ever wonder where everything in this world came from? All of the plants, animals and insects...the fish and birds...the sun, moon, stars and planets...the tall mountains and the beautiful oceans...the people here around us and the angels up in heaven? Did they just get here on their own? No, they did not! God made them. And when God made them, He made them good—perfect and without sin. He made them just right for His good plan for the world.

What was God's good plan for the world? He planned for everything He made to show us what He's like so we could know delight in how wonderful He is.

In this unit we will learn two truths about the good things God created in the beginning.

UNIT BIBLE VERSE: Genesis 1:1,31

"In the beginning, God created the heavens and the earth...God saw everything that He had made, and behold, it was very good."

BIG QUESTION UNDER INVESTIGATION: Can You Tell Me What God Made?

ANSWER: God Made All Things Good!

OPTIONAL Big Question 5 INTRODUCTION LESSON (Use Hide 'n' Seek Kids Unit 5 Material)

Story: The Case of the Wild and Wonderful Words *Genesis 1-2*

Bible Verse: Genesis 1:1,31

➔ BIBLE TRUTH 1: God Made Everything Good in Heaven and Earth (3 Lessons Available)

Story: The Case of the Big Nothing *Genesis 1*

Bible Verse: Isaiah 44:24

BIBLE TRUTH 2: God Made People in a Special Way (3 Lessons Available)

Story: The Case of the Clay Creation *Genesis 1,2*

Bible Verse: Genesis 1:26,27

Deep Down Detectives ESV Songs 5 Track Numbers

This is a listing of all songs mentioned in the unit curriculum. You may or may not choose to use all of the songs. They are listed in easy-reference order--NOT in the order used in the curriculum.

You may choose to simply burn a CD/load them onto an mp3 device in this order. Or, you may want to do what we do: choose the songs we want to use and create a play list of them in that order. Then, we burn a CD/upload the play list onto an mp3 device. A teacher only has to click forward to the next song, instead of hunting for the right track. The track number have been included as part of the title of each song, teachers will still have a reference to the track number listed in the curriculum (same as those listed below), even if you change the order on your customized play list.

SONGS USED EVERY UNIT OF THE CURRICULUM

- 1 The Classroom Song v.1
- 2 The Classroom Song v.2
- 3 The Classroom Song v.3
- 4 The Classroom Song v.4
- 5 Deep Down Detectives Theme Song
- 6 The Classroom Rules Song
- 7 Let's Pray Song
- 8 The Big Question Box Song
- 9 The Bible Chant Song
- 10 ACTS Prayer Song (Short Version)
- 11 ACTS Prayer Song (Full Version)

Why the Extra Songs?

Deep Down Detectives is a curriculum used by a wide age-span of kids. Sometimes one of the other songs is a better fit for your kids. Or, you may simply want to teach them more songs on the same Bible Truth. Use as many or as few as you want.

UNIT 5: GOD, THE GOOD CREATOR

- 12 Big Q & A 5 Song
- 13 Big Q & A 5 Song: Can You Tell Me What God Made?
- 14 Big Question 5 Bible Verse Song: God Saw Everything He Had Made Genesis 1:31 ESV (short version)
- 15 Big Question 5 Bible Verse Song: God Saw Everything He Had Made Genesis 1:31 ESV (full version)
- 16 *Extra Big Question 5 Bible Verse Song: In the Beginning Genesis 1:1, 31,ESV*
- 17 Big Question 5 Hymn: All Things Bright and Beautiful, vs.1,2
- 18 Big Question 5 Praise Song: Days of Creation

Can You Tell Me What God Made? God Made All Things Good...

Bible Truth 1: God Made Everything Good in Heaven and Earth

- 19 Bible Verse: I Am the LORD Isaiah 44:24, ESV
- 20 *Extra Bible Verse: You Are the LORD, You Alone Nehemiah 9:6, ESV*
- 21 *Extra Bible Verse: Praise the LORD, from the Earth Psalm 148:7-12, NIV 1984*
- 22 *Extra Bible Verse: The Counsel of the LORD Psalm 33:11, ESV*

Bible Truth 2: God Made People in a Special Way

- 23 Bible Verse: Then God Said Genesis 1:26,27, ESV

listen to or download songs for free at <https://praisefactory.org>: Deep Down Detectives Music page

Big Question 5, Bible Truth 1 Overview: Key Concepts**P.1****Unit 5: God, the Good Creator****Unit Big Question (and Answer):** Can You Tell Me What God Made? God Made All Things Good!**Unit Bible Verse:** "In the beginning, God created the heavens and the earth...God saw everything that He had made, and behold, it was very good." Genesis 1:1,31**Bible Truth 1 Concept: God Made All Things Good.. God Made Everything Good in Heaven and Earth**

God made everything in the beginning. He made the angels in heaven. He made the stars and moon we see at night, and the sun we see during the day. He made rivers, and mountains, and valleys. He made all the fish, the birds, the plants, the bugs, and the animals. He even made people. How did God make everything? He made it by His powerful word. He spoke, and everything was created. And it was all good—very good. There was no sin in any of it. It was all made just exactly right for God's good plans.

Bible Truth 1 Bible Verse: Isaiah 44:24

"I am the LORD, who made all things, who alone stretched out the heavens, who spread out the earth by myself."

Learn a Little: "I am the LORD, who made all things."

Meaning

Who made everything? The LORD did! And who helped Him? No one! He alone made the heavens and everything in them. He alone made the earth and everything in it. Isn't God amazing!

Bible Truth 1 ACTS Prayer

- A** God, we praise You for being the Good Maker of all things in the beginning.
- C** God, You made people good in the beginning, but we have all chosen to disobey You. We do not take care of the good things You made for us to enjoy. We do not love others as You want us to. We do not love You as we should. We need a Savior!
- T** Thank You, God, for all the wonderful things You made for us to enjoy, like the sun and stars, animals, flowers, snow, oceans, and people. Thank You for what they show us about You. Thank You for making people able to know You and able to see how great You are when we look at all You have made.
- S** God, work in our hearts. Help us to turn away from our sins and trust in Jesus as our Savior. Help us to see how wonderful You are when we look at all that You have made. Help us to take good care of the world You've given us. Most of all, help us to know You and live for You, as You created us to.
In Jesus' name we pray, Amen.

Bible Truth 1 Story**The Case of the Big Nothing**

Genesis 1

Big Question 5, Bible Truth 1 Overview: Key Concepts

p.2

Songs Used in Bible Truth 1

Big Q & A 5 Song

Big Question 5 Song: Can You Tell Me What God Made?

Big Question 5 Bible Verse Song: God Saw Everything He Had Made Genesis 1:31 ESV

Extra Big Question 5 Bible Verse Song: In the Beginning Genesis 1:1, 31, ESV

Big Question 5 Hymn: All Things Bright and Beautiful, vs.1,2

Big Question 5 Praise Song: Days of Creation

Bible Truth 1 Bible Verse Song: I Am the LORD Isaiah 44:24, ESV

Extra Bible Verse: You Are the LORD, You Alone Nehemiah 9:6, ESV

Extra Bible Verse: Praise the LORD, from the Earth Psalm 148:7-12, NIV 1984

Extra Bible Verse: The Counsel of the LORD Psalm 33:11, ESV

listen to or download songs for free at <https://praisefactory.org>: Deep Down Detectives Music page

Lesson Plan: Big Question 5, Bible Truth 1

use with all THREE lessons

p.1**1. GETTING STARTED**

= follow the stars for a short & simple lesson plan

Intake	
Activity Ideas	Choose one of these open-ended activities to include children as they join the class:
Free Play Time	
<i>suggestions in Appendix D</i>	Offer your own or some of the easy-to-make, free play activities suggested in Appendix D.
OR Sing-along Music Time	Music from Deep Down Detectives (DDD) ESV Songs 5:
<i>lyrics and sheet music, Appendix A</i>	Big Q & A 5 Song <i>DDD ESV Songs 5, track 12</i>
	Big Question 5 Song <i>DDD ESV Songs 5, track 13</i>
<i>listen to or download songs for free at https://praisefactory.org: Deep Down Detectives Music page</i>	Big Question 5 (Unit) Bible Verse Song:
	God Saw Everything He Had Made Genesis 1:31 ESV (short) <i>DDD ESV Songs 5, track 14</i>
	Big Question 5 (Unit) Bible Verse Song:
	God Saw Everything He Had Made Genesis 1:31 ESV (full) <i>DDD ESV Songs 5, track 15</i>
	Extra Big Question 5 (Unit) Bible Verse Song:
	In the Beginning Genesis 1:1, 31, ESV <i>DDD ESV Songs 5, track 16</i>
	Big Question 5 Hymn:
	All Things Bright and Beautiful, vs.1,2 <i>DDD ESV Songs 5, track 17</i>
	Big Question 5 Praise Song:
	Days of Creation <i>DDD ESV Songs 5, track 18</i>
	Bible Truth 1 Bible Verse Song:
	I Am the LORD Isaiah 44:24, ESV <i>DDD ESV Songs 5, track 19</i>
	Bible Truth 1 Extra Bible Verse Song:
	You Are the LORD, You Alone Nehemiah 9:6, ESV <i>DDD ESV Songs 5, track 20</i>
	Bible Truth 1 Extra Bible Verse Song:
	Praise the LORD, from the Earth Psalm 148:7-12, NIV 1984 <i>DDD ESV Songs 5, track 21</i>
	Bible Truth 1 Extra Bible Verse Song:
	The Counsel of the LORD Psalm 33:11, ESV <i>DDD ESV Songs 5, track 22</i>
	Add more fun to Sing-along Music Time by adding a Music, Movement & Memory Activity. These activities are listed on p.10 of this lesson plan with the Response Activities. Instructions found in Appendix B.
OR Bible Verse Memory Game	Lesson 1 Game: Lily Pad Jump
<i>instructions found in Appendix B</i>	Lesson 2 Game: Loud and Soft, Big and Little
	Lesson 3 Game: Freeze 'n' Say
	These activities are also included on p.10 of this lesson plan with the Response Activities.
2. OPENING CIRCLE TIME (introduce the Bible Truth and tell the related Bible story)	
Gathering the Children	Sing verse 1 of The Classroom Song to gather the children for Circle Time.
<i>lyrics and sheet music, Appendix A</i>	The Classroom Song, verse 1 <i>DDD ESV Songs 5, track 1</i>
	Let's gather together to worship God, Let's gather together to worship God, Let's gather together to worship God, Come gather here with me!
Welcome to Deep Down Detectives	"Welcome to Deep Down Detectives. We're so glad you've joined us! Detectives are people who look for answers to questions. In Deep Down Detectives, we look for answers to big questions about God. We dig deep down in the truths of God's Word to find them."

Lesson Plan: Big Question 5, Bible Truth 1 use with all THREE lessons**p.2****2. OPENING CIRCLE TIME, continued**

= follow the stars for a short & simple lesson plan

<p>Deep Down Detectives Theme Song</p> <p><i>lyrics and sheet music, Appendix A</i></p>	<p>"Let's sing our Deep Down Detectives Theme Song."</p> <p> Deep Down Detectives Theme Song DDD ESV Songs 5, track 5</p> <p>We're Deep Down Detectives, diggin' deep in God's Word, For truths about God and His plans for this world, We're seeking to love Him, with all of our heart, We're Deep Down Detectives! Come on! Let's start!</p>
<p>Classroom Rules Song</p> <p><i>lyrics and sheet music, Appendix A</i></p>	<p>There are two very important things that Deep Down Detectives do together: we worship God and we love one another. Our Classroom Rules Song reminds us how we should act. Let's sing it."</p> <p>Classroom Rules Song DDD ESV Songs 5, track 6</p> <p>Shh, be quiet while someone is talking, Raise your hand, if you have something to say, Don't touch your friend, sitting beside you, Obey your teachers, Be kind as you play. These are our classroom rules, These are our classroom rules, They help us worship God and love one another, These are our classroom rules.</p>
<p>Opening Prayer Time</p> <p><i>lyrics and sheet music, Appendix A</i></p>	<p>"Children, we need God's help to keep these rules. Let's ask Him to help us right now. Let's get ready and pray."</p> <p>Let's Pray DDD ESV Songs 5, track 7</p> <p>1-2-3! Fold your hands, Bow your head, Close your eyes. Let's pray! (repeat)</p> <p>"Let's pray:"</p> <p> Opening Prayer</p> <p>Dear Lord, We're so glad to get to gather together to worship You! Please help us keep the classroom rules. Please help us to love You and learn about You today. In Jesus' name we pray. Amen.</p>

Lesson Plan: Big Question 5, Bible Truth 1 use with all THREE lessons**p.3****2. OPENING CIRCLE TIME, continued**

= follow the stars for a short & simple lesson plan

Reveal the Big Question**Introduce the Big Question Box/Briefcase***lyrics and sheet music, Appendix A*

"Detectives INVESTIGATE things. That means they ask questions and look for answers. Deep Down Detectives investigate big questions about God. The Big Question we are investigating today is right inside our Big Question Box/Briefcase.

The Big Question Box Song*DDD ESV Songs 5, track 8*

We've got a big box,
All closed up and locked,
Filled with the truths of God's Word.

We've got a brief case,
There's no time to waste,
Come on, kids, let's open it up!

The Big Question under Investigation*VISUAL AID**of BQB**Big Question & Answer Sign, front side***found in the DDD Unit 5 Visual Aids, ESV Book*

Ok, who would like to open for me and pull out the Big Question?"

Choose a child to open the box/briefcase, take out the Big Question and hand it to you, then hold up the Big Question sign for all the children to see, and say:



The Big Question we are investigating today is Big Question Number 5:

Can You Tell Me What God Made?

and the Answer is:

God Made All Things Good!**Big Question Meaning**

Did you ever wonder where everything in this world came from? All of the plants, animals and insects...the fish and birds...the sun, moon, stars and planets...the tall mountains and the beautiful oceans...the people here around us and the angels up in heaven? Did they just get here on their own? No, they did not! God made them. And when God made them, He made them good—perfect and without sin. He made them just right for His good plan for the world.

What was God's good plan for the world? He planned for everything He made to show us what He's like so we could know delight in how wonderful He is.

Big Question Songs**Big Q & A 5 Song***lyrics and sheet music, Appendix A***Big Q & A 5 Song***DDD ESV Songs 5, track 12**(adapted version of "London Bridge Is Falling Down")*

Can you tell me what God made?
What God made, what God made?
Can you tell me what God made?
God made all things good!

2. OPENING CIRCLE TIME, continued

= follow the stars for a short & simple lesson plan

**Learning about
the Big Question
(use one or both)***Repeat the Big Question and Answer again:**"Can You Tell Me What God Made? God Made All Things Good!"**Say: "Hmmm, I wonder what that means... Let's do our action rhyme/sing our song that explains it."**Then do the action rhyme or sing the song using any of the optional motions suggested, if desired.***Big Question
Action Rhyme****Big Question 5 Action Rhyme****(POSSIBLE ACTIONS)**

Big, tall trees,
Stars high in the sky.
Fish that swim,
Birds that fly,
Mommies and daddies,
Why even you and me!
God made these
and EVERYTHING I see
And He did it
for His own glory!

*Raise your arms as tree branches
Wiggle your fingers like twinkling stars
Make wavy motion with hands
Flap arms like bird wings
Rock a pretend baby in your arms
Point to yourself
Point up to God

Let's cheer for God! Say "Yay!"*

**Big Question
(Action Rhyme)
Song***lyrics and sheet music,
Appendix A***Big Question 5 (Action Rhyme) Song***DDD ESV Songs 5, track 13***(POSSIBLE ACTIONS)****Refrain:**

Can you tell me what God made?
Can you tell me what God made?
Can you tell me what God made?
God made all things good, God made all things good
(through Jesus/for His glory)!
God made all things good, God made all things good!

*Mimic the different animals
mentioned as you sing the song***Verse 1**

Manatees, bumblebees, the air we breathe,
Orca whales, bunny tails and slimy snails,
Furry yaks, yummy snacks, bumpy camel backs,
God made all things good!
Cookatoos, kangaroos, the sky so blue,
Sparkly gems, cherubim and monkey limbs,
Thunder clouds, peacocks proud, the lion, big and loud!
God made all things good! Refrain

Verse 2

Frogs that leap, woolly sheep, the shark's big teeth,
Tiny gnats, rivers fast, and chloroplasts,
Mountains high, octopi, the stars up in the sky,
God made all things good!
Sandy dunes, sun and moon, doves that coo,
Flying fish, rhinoceros, the bugs we squish!
Apple trees, the wavy seas, yes, even you and me.
God made all things good! Refrain

Lesson Plan: Big Question 5, Bible Truth 1

use with all THREE lessons

p.5**2. OPENING CIRCLE TIME, continued**

= follow the stars for a short & simple lesson plan

Learning the Bible Truth

VISUAL take out

AID

#2

of BQB

VISUAL AID

All the Bible Truths Sign

★ "God made all things good" is a good beginning, but there's so more to learn. So it's time for us to dig down even deeper for more answers to our Big Question about God. We're going to be learning **TWO** Bible truths that all tell us more about the good things that God made.

Who would like to hand me the picture with our two Bible truths on it? It's in the Big Question Box/Briefcase." *Choose a child to get it and hand it to you, then hold it up and show them the pictures of the two truths they will be learning.*

After everyone has had a good look, say...

Bible Truth Clue

VISUAL take out

AID

#3

of BQB

Bible Truth Clue Sign,
front side
VISUAL AID

"Ok, now let's look at our Bible Truth Clue sign and see if we can figure out which of these two truths we will be learning about today. Who would like to get it out of the Big Question Briefcase for me?"

Choose a child to open the briefcase, take out the Bible Truth Clue sign and hand it to you. Hold up the front side for the children to see. Cover up the answer, written along the bottom, and say:

"Can You Tell Me What God Made?

God Made All Things Good!

He Made Everything in Heaven and ???? !"

Hint

We're missing one word. Here's the hint to what the missing word is. It says: "What is the name of the world we live in? It starts with an "e" and it rhymes with "birth."

Can you guess? It's "earth."

So the Bible Truth we are learning today is:

(uncover answer from bottom of sign, show it to them and say:)

★ **"Can You Tell Me What God Made?**

God Made All Things Good!

He Made Everything in Heaven and Earth!"

Bible Truth Meaning

★ And here is what this Bible Truth means:

(read the meaning off of the back of the sign, say:)

God made everything in the beginning. He made the angels in heaven. He made the stars and moon we see at night, and the sun we see during the day. He made rivers, and mountains, and valleys. He made all the fish, the birds, the plants, the bugs, and the animals. He even made people. How did God make everything? He made it by His powerful word. He spoke, and everything was created. And it was all good—very good. There was no sin in any of it. It was all made just exactly right for God's good plans.

Lesson Plan: Big Question 5, Bible Truth 1 use with all THREE lessons**p.6****2. OPENING CIRCLE TIME, continued**

= follow the stars for a short & simple lesson plan

Learning the Bible Verse**The Bible Chant Song**lyrics and sheet music,
Appendix A

"And how do I know this is true? God tells me so in His special book, the Bible."

Say or sing the Bible Chant Song.

The Bible Chant Song

DDD ESV Songs 5, track 9

The Bible, the Bible,
Let's get out the Bible.
Let's hear what God has to say.
The Bible, the Bible,
God's given us the Bible.
It's His Word for us to learn and obey! Yay!

Bible VerseDDD 5.1 Bible Verse-front
side (in the DDD Bible folder)VISUAL AID Place
verse in take outof BQB
DDD Bible
Folder*found in the DDD Unit 5
Visual Aids, ESV Book

"Who would like to get our Bible folder out of the Big Question Briefcase for me?"

Choose a child to open the briefcase, take out the "Bible" folder and hand it to you. Remove the Bible Verse Picture from the "Bible" folder and hold it up for all the children to see, then say:

Isaiah 44:24 tells us:


**Isaiah 44:14**

"I am the LORD, who made all things, who alone stretched out the heavens, who spread out the earth by myself."

Learn a Little: "I am the LORD, who made all things."**Bible Verse Meaning****What does that mean?**

Who made everything? The LORD did! And who helped Him? No one! He alone made the heavens and everything in them. He alone made the earth and everything in it. Isn't God amazing!

2. OPENING CIRCLE TIME, continued

 = follow the stars for a short & simple lesson plan

<p>Bible Verse</p> <p>Song</p> <p><i>lyrics and sheet music,</i> <i>Appendix A</i></p> <p><i>You might also enjoy:</i></p> <p><i>You Are the LORD,</i> <i>You Alone</i> <i>Nehemiah 9:6, ESV</i> <i>DDD ESV Songs 5, track 20</i></p> <p><i>Praise the LORD,</i> <i>from the Earth</i> <i>Psalms 148:7-12, NIV 1984</i> <i>DDD ESV Songs 5, track 21</i></p> <p><i>The Counsel of the LORD</i> <i>Psalms 33:11, ESV</i> <i>DDD ESV Songs 5, track 22</i></p>	<p>We've said our Bible verse, now let's sing it!</p> <p>I Am the LORD: Isaiah 44:24</p> <p><i>DDD ESV Songs 5, track 19</i></p> <p>I am the LORD, Who has made all things, Who alone stretched out the heavens. I am the LORD, Who has made all things, Who spread out the earth by myself. I am the LORD, (I am the LORD!) I am the LORD, (I am the LORD!) Isaiah Forty-four, twenty-four.</p>
--	---

Lesson Plan: Big Question 5, Bible Truth 1

use with all THREE lessons

p.8

2. OPENING CIRCLE TIME, continued

= follow the stars for a short & simple lesson plan

Getting into the Case	<p>"Now it's time to do a bit more deep down investigating. Let's see what Detective Dan wants us to help him figure out. Would someone like to get it out for me?"</p>
Listening Assignments <div style="display: flex; align-items: center;"> <div style="text-align: center; margin-right: 10px;"> <i>Place in</i>  </div> <div style="text-align: center;"> <i>take out</i>  </div> </div> <div style="text-align: center; margin-top: 5px;"> <i>of BQB</i> </div>	<p>NOTE: Listening assignments are most suitable for ages 3+. Skip straight to the Bible story (see bottom of this page), if working with 2 year olds.</p> <p>"Let's open up our listening assignment and see what we are supposed to figure out today.</p> <p><i>Choose a child to take out the Listening Assignment (from the DDD Bible Folder) and hand it to you. Read Detective Dan's letter to the children that includes the listening assignment. The listening assignments are summarized below:</i></p>
<div style="text-align: center;"> VISUAL AID  <i>DDD Unit 5 Visual Aids, ESV</i> </div>	<p><u>Detective Dan's Lesson #1 Listening Assignment:</u></p> <p>I need to find out:</p> <ol style="list-style-type: none"> 1. What started out as a big nothing? 2. Who changed the big nothing into something? What did He change it into?
<div style="text-align: center;"> VISUAL AID  <i>DDD Unit 5 Visual Aids, ESV</i> </div>	<p><u>Detective Dan's Lesson #2 Listening Assignment:</u></p> <p>Our Bible Verse is Isaiah 44:24</p> <p>"I am the LORD, who made all things, who alone stretched out the heavens, who spread out the earth by myself."</p> <p>I need to find out:</p> <ol style="list-style-type: none"> 1. What did the LORD start with when He made the heavens and the earth? 2. What did the LORD use to stretch out the heavens and spread out the earth?
<div style="text-align: center;"> VISUAL AID  <i>*Listening Assignment #3 includes the Assignment Sheet, plus 6 clue pictures*</i> <i>DDD Unit 5 Visual Aids, ESV</i> </div>	<p><u>Detective Dan's Lesson #3 Listening Assignment:</u></p> <p>I found six clues, but only 4 of them are in the story.</p> <p>Our six clues were: a computer, a bird; a fish; a mountain; a construction worker; and, a lion.</p> <p><i>Hold each of them up for the children to see as you identify them.</i></p> <p>I need to figure out:</p> <ol style="list-style-type: none"> 1. Which four belong in the story and which two don't? 2. Who did the LORD give a special spirit so they could know Him and praise Him?
<p>Tell the Bible Story</p> <div style="text-align: center; margin-top: 10px;"> <i>Place story & pics in</i> <div style="display: flex; align-items: center;"> <div style="text-align: center; margin-right: 10px;">  </div> <div style="text-align: center;">  </div> </div> <i>take out of BQB</i> </div> <div style="text-align: center; margin-top: 10px;"> <i>DDD Unit 5 Visual Aids, ESV</i> </div> <p>Story text included in this book right after this lesson plan and in Visual Aids book</p>	<p><u>Then say,</u> "Ok, Deep Down Detectives! Put on your best listening ears and see if you can hear the answers to Detective Dan's questions. When I finish telling the story, we will see if we can answer all the questions."</p> <p><u>Bible Story: The Case of the Big Nothing</u> <i>Genesis 1</i></p> <p><i>Read the Bible Truth story, putting up the storyboard pictures/using Simple Story Scenes as you tell it. Then, have the children answer the listening assignment. Present the gospel and lead in prayer.</i></p> <p><i>*Answers to questions; the gospel; and, ACTS prayer are included with the story text.*</i></p>

Lesson Plan: Big Question 5, Bible Truth 1

use with all THREE lessons

p.9**2. OPENING CIRCLE TIME, continued**

= follow the stars for a short & simple lesson plan

<p>Story Response Song(s)</p> <p>Hymn</p> <p><i>lyrics and sheet music, Appendix A</i></p>	<p><i>As attention span and time allow, you might want to end with one of the following songs which also tie in with the unit. If desired, use the Music and Movement activity ideas while singing, listed with the Response Activities.</i></p> <p>All Things Bright and Beautiful <i>DDD ESV Songs 5, track 17</i></p> <p>Refrain: All things bright and beautiful, All creatures, great and small, All things wise and wonderful, The Lord God made them all.</p> <p>Verse 2 He gave us eyes to see them, And lips that we might tell, How great is God Almighty, Who has made all things well. <i>Refrain</i></p> <p>Verse 1 Each little flower that opens, Each little bird that sings, He made their glowing colors, He made their tiny wings. <i>Refrain</i></p> <p>Tie-in: "Children, the Lord has made so many wonderful things that we enjoy every day. Great, big things. Little, tiny things. Beautiful things and bright things. We're going to sing about some of them right now!"</p>
<p>Praise Song</p> <p><i>lyrics and sheet music, Appendix A</i></p>	<p>Praise Song: The Days of Creation <i>DDD ESV Songs 5, track 18</i></p> <p>On Day One, God made light, Made the difference in day and night. God just spoke the words and it came true. Wonder what else God will do?</p> <p>Two.... On Day Two, God split in two, Skies above, the water blue, God just spoke the word and it came to be. What will happen on Day Three?</p> <p>Three.... On Day Three, God made land, Then He put plants in the sand. God made herbs and grass and fruit on the trees, This was all done on Day Three."</p> <p>Four.... On Day Four, God made lights, Some for day and some for night. Stars are dim, but the sun and moon are bright. Aren't you glad that God made light?</p> <p>Five.... On Day Five, God made alive, All the things that swim and the birds to fly, These were made on Day Five.</p> <p>Six.... On Day Six, God did fix, Animals, people and even ticks, God made lizards, cats and other things that lick. Critters and people were made on Day Six.</p> <p>Seven.... On Day Seven, God in heaven, Rested from all the work He'd He done. He'd made in perfect wisdom. It was good what God had done.</p>

3. TAKING ACTION: Response Activities (choose from among these activities)


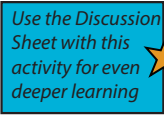

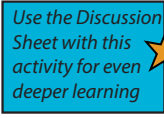

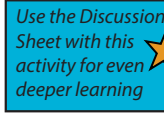


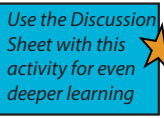

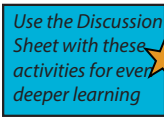

<p>Transition to Activities</p>	<p> Well, Deep Down Detectives, you've done a great job diggin' deep down for answers in the truths of God's Word. Now it's time to enjoy some activities."</p> <p><i>Tell children what activity/s you are providing for them: either free play or some of the response activities listed below. When you are ready to dismiss them, use this song to help the children transition in an orderly fashion to their next activity.</i></p>
<p>Classroom Song, verse 2</p> <p><i>lyrics and sheet music, Appendix A</i></p>	<p>"Children, let's sing our Time to Play Song. When we are finished you may get up and walk over to our next activity."</p> <p>Classroom Song, verse 2 <i>DDD ESV Songs 5, track 2</i></p> <p>We've gathered together to worship God, We've gathered together to worship God, And now it's time to play.</p> <p><i>Dismiss the children to whatever activities you have prepared for them to do.</i></p>

Lesson Plan: Big Question 5, Bible Truth 1

use with all THREE lessons

p.10**3. TAKING ACTION: Response Activities** (choose from among these activities)

= short & simple lesson plan

Response Activities	Choose one or more activities appropriate for your children, based on classroom time and developmental needs. Add the Discussion Sheet to any activity for deeper learning. 
Bible Verse Memory Game <i>game directions, Appendix B</i>	<p>Though listed with the opening activities, you may choose to use this Bible verse game here instead (or as a repeat).</p> <ul style="list-style-type: none"> Lesson 1 Game: Lily Pad Jump Lesson 2 Game: Loud and Soft, Big and Little Lesson 3 Game: Freeze 'n' Say <div>   <p>Discussion Questions</p> </div>
Music, Movement & Memory Activity <i>game directions, Appendix B</i>	<p>A music activity that uses the songs from the Bible Truth and Big Question unit.</p> <ul style="list-style-type: none"> DDD Songs for this Bible Truth, plus: Lesson 1 Activity: March 'n' Say Lesson 2 Activity: Clap, Tap and Say Lesson 3 Activity: Block Clappers <div>   <p>Discussion Questions</p> </div>
Bible Story Review Game <i>game directions, Appendix B</i>	<p>A game that uses the storyboard pictures from the story to review the story.</p> <ul style="list-style-type: none"> Lesson 1 Game: Who's in the Basket? Lesson 2 Game: Going Fishing Lesson 3 Game: Pony Express <div>   <p>Discussion Questions</p> </div>
Coloring Pages/ Take Home Sheets <i>in Appendix C</i> 	<p>A coloring page related to the lesson assignment question is provided for each lesson. On the back of each are the key concepts, a few questions and a song for parents to use with their children.</p> <p>NOTE: Upgrade your coloring sheet to a more interesting craft by offering simple embellishments, such as jiggly eyes, craft sand, glitter, glitter glue, colored paper dots (made with a hole punch), fabric scraps, etc. Make cut-to-size glued-on clothes, hair, etc for characters by using a copy of the coloring sheet, cutting out the selected portions and making them the patterns for whatever you want to cut out of fabric, paper, foil, etc.</p> <ul style="list-style-type: none"> Lesson 1 Coloring Sheet Emphasis: Bible Truth Lesson 2 Coloring Sheet Emphasis: Bible Verse Lesson 3 Coloring Sheet Emphasis: ACTS Prayer <div>   <p>Discussion Questions</p> </div>
Extra Crafts: Big Question Craft <i>in Appendix C</i> Bible Verse Craft <i>in Appendix C</i> Bible Story Puzzle <i>in Appendix C</i>	<p>These crafts are slightly more complex than the coloring/take home sheets:</p> <p>The Bible Concept Go-and-Tell Craft is a craft that summarizes the Bible concept and includes the Bible verse is included for those desiring more than a coloring sheet. This more complex craft will involve gluing, sticking, etc. Can be used at any time.</p> <p>The Bible Story Coloring Sheet provides a tie in between the Bible story and the Bible truth they are learning.</p> <p>The Storyboard Picture Placement Page has been made into a puzzle that can be cut out and re-assembled by the children. This provides a nice summary of the story.</p> <div>   <p>Discussion Questions</p> </div>
Free Play Activities <i>ideas in Appendix D</i>	<p>Offer your own or some of the easy-to-make, free play activities suggested in Appendix D.</p>

Lesson Plan: Big Question 5, Bible Truth 1

use with all THREE lessons

p.11**4. CLOSING CIRCLE TIME** *(End-of-session activities for the last 5-10 minutes of class time)* = short & simple lesson plan

<p>Transition to Closing Circle</p> <p>Classroom Song, verse 3</p> <p><i>lyrics and sheet music, Appendix A</i></p>	<p><i>Use this song to help the children transition in an orderly fashion. Start singing this song and ask the children to gather with you for Closing Circle Time.</i></p> <p>Classroom Song, verse 3 <i>DDD ESV Songs 5, track 3</i></p> <p>It's time to get ready to go and tell, It's time to get ready to go and tell, Come gather here with me.</p>
<p>Closing Circle Time</p> <p>Classroom Song, verse 4</p> <p><i>lyrics and sheet music, Appendix A</i></p>	<p><i>When children are settled in the circle, say:</i></p> <p>"It's almost time for your parents to come pick you up. And do you know what that means? It means.... (draw this out to build anticipation and excitement)...that it's almost time to go home and....it's almost time to...Go and Tell! We have learned some big news about God today. God wants us to take and tell it to the whole world!"</p> <p>Classroom Song, verse 4 <i>DDD ESV Songs 5, track 4</i></p> <p>So what's our big news to go and tell, So what's our big news to go and tell, Can you tell me now?</p>
<p>Big News to Tell</p> <p>Big Question 5</p> <p><i>VISUAL AID</i></p> <p></p> <p><i>*found in the DDD Unit 5 Visual Aids, ESV Book</i></p> <p><i>lyrics and sheet music, Appendix A</i></p> <p>Big Question 5, Bible Truth 1</p> <p><i>VISUAL AID</i></p> <p></p>	<p>"Let's see....there's so much big news to tell! There's so much we've learned!</p> <p>First of all, can you tell me the answer to our Big Question: "Can You Tell Me What God Made?" <i>Hold up the Bible Truth Clue Picture.</i></p> <p>Say the answer with me: "God Made All Things Good!"</p> <p><i>(If desired, you can sing one/both of the Big Question songs.)</i> <i>DDD ESV Songs 5, tracks 12,13</i></p> <p>And what's one way He does this? What did we learn? <i>Point to the picture.</i></p> <p>God Made Everything Good in Heaven and Earth!</p> <p>"And how do I know this is true? Can you tell me?"</p>
<p>Big Question 5 Bible Truth 1 Bible Verse</p> <p><i>VISUAL AID</i></p> <p></p> <p><i>*found in the DDD Unit 5 Visual Aids, ESV Book</i></p> <p><i>lyrics and sheet music, Appendix A</i></p>	<p>Say it with me: "The Bible tells me so!" That's right!</p> <p>We learned: Isaiah 44:24, ESV</p> <p>"I am the LORD, who made all things, who alone stretched out the heavens, who spread out the earth by myself."</p> <p>Learn a Little: "I am the LORD, who made all things."</p> <p>Who made everything? The LORD did! And who helped Him? No one! He alone made the heavens and everything in them. He alone made the earth and everything in it. Isn't God amazing!</p> <p><i>(If desired, you can sing the Bible verse song.)</i> <i>DDD ESV Songs 5, track 19</i></p>

Lesson Plan: Big Question 5, Bible Truth 1

use with all THREE lessons

p.12**4. CLOSING CIRCLE TIME, continued**

= follow the stars for a short & simple lesson plan

Closing ACTS Prayer Time ACTS Prayer Chant <i>lyrics and sheet music, Appendix A</i>	<p><i>Let's ask God to help us to remember this and even tell others this good news. Let's get ready and pray our ACTS prayer.</i></p> <p><i>And what does ACTS mean? Let's sing/say our ACTS Prayer Chant!</i></p> <p>ACTS Prayer Chant Song <i>DDD ESV Songs 5, tracks 10,11</i></p> <p>A, Adoration, God, we praise You! C, Confession, Forgive us our sins. T, Thanksgiving, Thank You for Jesus, S, Supplication, Help us to live like Him.</p> <p>That's the ACTS prayer, my friend, Bow your head, Close your eyes, Shhh, Let's begin.</p>
Closing ACTS Prayer	<p>"Let's pray!"</p> <p><i>Lead the children in the ACTS prayer for this Bible Truth.</i></p> <p>A God, we praise You for being the Good Maker of all things in the beginning.</p> <p>C God, You made people good in the beginning, but we have all chosen to disobey You. We do not take care of the good things You made for us to enjoy. We do not love others as You want us to. We do not love You as we should. We need a Savior!</p> <p>T Thank You, God, for all the wonderful things You made for us to enjoy, like the sun and stars, animals, flowers, snow, oceans, and people. Thank You for what they show us about You. Thank You for making people able to know You and able to see how great You are when we look at all You have made.</p> <p>S God, work in our hearts. Help us to turn away from our sins and trust in Jesus as our Savior. Help us to see how wonderful You are when we look at all that You have made. Help us to take good care of the world You've given us. Most of all, help us to know You and live for You, as You created us to. In Jesus' name we pray, Amen.</p>
5. TAKING IT HOME <i>(Take Home Sheet)</i>	
Clean up and Dismissal	<p>"Now it's time to work together and clean up."</p> <p><i>Have the children join you in cleaning up the room.</i></p>
Coloring Pages/ Take Home Sheets <i>in Appendix C</i>	<p><i>Give out the craft/take home sheet and any other papers from the session, as you dismiss children from class.</i></p> <p><i>(Reminder: The back side of the coloring page is the take home sheet for each lesson.)</i></p>
Bible Story to Take-Home <i>in Appendix C</i>	<p>You may also want to include a copy of the story along with the take home sheet. (However, each coloring sheet/take home sheet includes a note to parents telling where they can download the story from the Parent Resources section on the website.)</p>

Bible Story for Big Question 5, Bible Truth 1 use with all THREE lessonsPlace
story in

take out

P.1

The Case of the Big Nothing*Genesis 1*

of BQB

Story-telling Tips

Ahead of time:

1. Read the Bible verses and story. Pray!
2. Choose story action cues and/or prepare storyboard figures, if using. (Included in Visual Aids book)
3. Practice telling story with the storyboard pictures, timing your presentation. Shorten, if necessary.

During your presentation:

1. Maintain as much eye contact as possible as you tell the story.
2. Put up storyboard figures/add story action cues as you tell the story. Allow the children to help you put them on the board, if desired.
3. Include the children in your story with a few questions about what they think will happen or words/concepts that might be new to them.
4. Watch the kids for signs that their attention span has been reached. Shorten, if necessary.

INTRODUCTION/ LISTENING ASSIGNMENTS

"Our story is called: The Case of the Big Nothing. Here is your listening assignment." Read from Detective Dan's Listening Assignment signs, but questions are summarized below:

Detective Dan's Lesson #1 Listening Assignment:

I need to find out:

1. What started out as a big nothing?
2. Who changed the big nothing into something? What did He change it into?

Detective Dan's Lesson #2 Listening Assignment:**Our Bible Verse is Isaiah 44:24**

"I am the LORD, who made all things, who alone stretched out the heavens, who spread out the earth by myself."

I need to find out:

1. What did the LORD start with when He made the heavens and the earth?
2. What did the LORD use to stretch out the heavens and spread out the earth?

Detective Dan's Lesson #3 Listening Assignment:

I found six clues, but only 4 of them are in the story.

Our six clues were: a computer, a bird; a fish; a mountain; a construction worker; and, a lion.

Hold each of them up for the children to see as you identify them.

I need to figure out:

1. Which four belong in the story and which two don't?
2. Who did the LORD give a special spirit so they could know Him and praise Him?

Read the assignment questions, THEN SAY,

"Ok, Deep Down Detectives! Put on your best listening ears and see if you can hear the answers to Detective Dan's questions. When I finish telling the story, we will see if we can answer all the questions."

Read the Bible Truth story, answer questions, present the gospel and lead in prayer.

Answers to questions; the gospel; and, ACTS prayer are included with the story text.

Bible Story for Big Question 5, Bible Truth 1 use with all THREE lessons**P.2****The Case of the Big Nothing** *Genesis 1**Story with lines separating paragraphs (text in bold, optional interaction cues in italics)*

Look around you. Look out the window. What do you see? Trees? Flowers? Birds? Squirrels? Dogs? The sun? The sky? People?

What do you see?

This story is about how all these things came to be.

Now, close your eyes. Shut them tight. What do you see? Nothing? Our story starts out in a time when there was not even the darkness you see when you shut your eyes. It was back when everything was a BIG NOTHING! That's right! Nothing at all! Nothing, that is, except God, the Father, Son and Holy Spirit. God has always lived. He had no beginning and He will have no end! How amazing He is!

I don't know about you, but I don't LIKE nothing. I love all of the beautiful and enjoyable creatures and things I see around me in this world.

What do you like in the world around us?

Now, I can't imagine being very happy living in a world of BIG NOTHING. I can only imagine being lonely!

But God wasn't lonely at all, when our world was just a BIG NOTHING. He was happy.

And God wasn't just a LITTLE happy, He was COMPLETELY happy. Yes, He was as happy as He could be back then, before everything was made.

Can you guess why?

It is because God is always perfectly happy just in Himself—Father, Son, and Holy Spirit. After all, there is no one more wonderful to know and love than God. All the creatures and things we love and enjoy in this world are just little reflections of how wonderful He is. God didn't need all those little reflections to make Him happy. He already had Himself! And that was best of all! Perfect Wonderfulness!

But even though God wasn't lonely and didn't need anyone or anything else to be happy, He CHOSE to make something...actually A LOT of somethings. He chose to make our whole world. He did it, just because He wanted to. He did it, because He had a great plan for it—a plan to display His beautiful goodness and share it with a very special kind of creature who could know and enjoy Him.

But how DID God make everything? Well, if you or I make something new, we have to start with some sort of STUFF: clay, or paper, or cardboard, or sticks, or something.

What do you think God started with?

But not God. He didn't need any stuff to make this world. God started with a BIG NOTHING... and Himself. He would create everything by His own powerful word. He simply said what He wanted to be and it was made. Just as simple as that.

Bible Story for Big Question 5, Bible Truth 1

use with all THREE lessons

P.3*Story with lines separating paragraphs (text in bold, optional interaction cues in italics)*

God started His great work with the earth. At first, it didn't have any shape yet and it was empty and watery and oh, so dark. God's Spirit hovered over the waters. God was ready to bring shape and life to everything.

"Come, light!" God said, and a beautiful light began to shine. He separated it from darkness and gave a name to each. The light was called Day. The darkness was called Night. That was what God did on the first day He made things.

On the second day, God separated the watery stuff so that there was open air around the earth. He called the watery stuff up above, "sky". The rest of the waters stayed down on the earth. That was what God did on the second day He made things.

On the third day, God said, "Waters on the earth, gather together! Dry land, appear!" So, the waves of the water bunched together and soon land could be seen. Mountains and flatlands. Hills and valley. God named the dry land "Earth," and the waters He called, "Seas." God looked at the wild, splashing waves. He looked at the rich, dark ground, and it was good. There was no sin in it. It was just the way He wanted it to be for His great plan.

Now God began to fill all the spaces He had made. "Trees and plants, sprout up on the earth!" And as soon as He said it, up popped grass and leafy plants all over the earth-- all over the mountains; and the hills and valleys; and the flatlands. And oh, what wonderful trees with such yummy fruit! God looked at the beautiful green world and it was good. There was no sin in it. It was just the way He wanted it to be for His great plan.

On the fourth day, God said, "Lights, fill the sky!"

What are the lights God made for the sky?

God made soft lights for thenight: the stars and the moon. A big, blazing light for the day: the sun. "Give light to the earth, day and night. Make hot summer, crisp fall, cold winter and warm spring, year after year," the LORD commanded them. And so they did. That was what God did on the fourth day He made things.

On the fifth day, God made creatures to live in the beautiful sky and in the wavy waters. "Fish and sea creatures, fill up the waters!" God said. "Wriggle and splash! Have families and make lots more fish! Birds, fill up the skies! Flap around and soar! Have families and make lots more birds!" He commanded. And so, they did.

Brightly colored fish, mighty sharks, and whales, twisty-turny dolphins swam about in the seas. Eagles glided on the wind, parrots squawked from the trees, and hummingbirds buzzed busily around all the flowers. That was what God did on the fifth day He made things.

On the sixth day, God filled the earth with land animals.

What are some of the land animals God made?

"Come, cows and horses, goats and sheep! All you farm animals! Come, bears and lions and elephants! All you wild animals! Come, ladybugs and lizards! All you little creatures that creep along the ground! All of you: have families and fill up the earth!" God said. And so, all those creatures came to be, by God's command.

God looked at the beautiful, busy world of creatures He had made. There was no sin in it. It was just the way He wanted it to be for His great plan.

Bible Story for Big Question 5, Bible Truth 1 use with all THREE lessons**P.4***Story with lines separating paragraphs (text in bold, optional interaction cues in italics)*

God had only one more creature left to make. It was that one, very special kind of creature that He planned to share Himself with.

Can you guess which creature God had not yet created?

It was people! People were to be the best creature of all, for He planned to give them a special gift no other creature would have.

“Let’s make people in our own image. They will have a spirit --a special heart-- to know and love Me and each other,” God said.

So, God made man and woman with a special heart inside. And He gave them names.

Do you know what the names of the first man and woman were?

God called them “Adam and Eve.” He put them in Eden, the garden home He made for them. “Eat the good fruit from the trees. Have a family, and fill the earth!” He told them. “I’m putting you in charge over everything I’ve made on earth. Explore it all and make it your home.

Adam and Eve were happy to obey. What a beautiful world God had given them! How wonderful it was to live in it! How fun it would be to explore it and make it their very own home! There was so much to do. So much to enjoy. And most enjoyable of all, was knowing and loving God.

At the end of the sixth day, God was done creating everything He had planned to create. He looked at it all and was very pleased. It was all good. It was all VERY GOOD. There was no sin in it. It was just right. It was perfect for His good plans. And then, God rested from His work.

Cracking the Case: (story wrap-up for Listening Assignments)

It's time to see how we did with our Listening Assignment.

Detective Dan's Lesson 1 Listening Assignment:

1. What started out as a big nothing? The world we live in.

2. Who changed the big nothing into something? What did He change it into? God did. He created it with His powerful word.

For You and Me:

Isn't it amazing to think that God created the whole world with just His word! How very powerful He must be! But God didn't just use His great power to create the world. He even uses His great power to do great things inside of us. When we turn from our sins and trust in Jesus as our Savior, God not only forgives us our sins, but He makes us His people. He changes our hearts so that they can know and love Him. He helps us to live His good ways. Ask Him to help you. He delights to do this!

Detective Dan's Lesson 2 Listening Assignment:
Our Bible Verse is Isaiah 44:24:

"I am the LORD, who made all things, who alone stretched out the heavens, who spread out the earth by myself."

1. What did the LORD start with when He made the heavens and the earth? Nothing.

2. What did the LORD use to stretch out the heavens and spread out the earth? His powerful word. He spoke and it came to be!

For You and Me:

God created the heavens and the earth to be a wonderful display of His goodness. He created people with a special heart to know and love Him, and to see and enjoy His goodness as they lived in His creation. Sadly, we have all chosen to disobey God, since those perfect, first days when God created the world. We have broken what God made so perfectly. But God has made a way for us to come back to Him. How? By turning away from our sins and trusting in Jesus as our Savior. God will forgive our sins and make us His people. He will restore the friendship He made us to have with Him. Ask God to help you. He loves to answer this prayer.

Detective Dan's Lesson 3 Listening Assignment:

Our six clues were: a computer, a bird; a fish; a mountain; a construction worker; and, a lion.

1. Which four belong in our story?

The bird, fish, mountain and lion belong.

2. Who did the LORD give a special spirit so they could know Him and praise Him? People.**For You and Me:**

God created the heavens and the earth to be a wonderful display of His goodness. He created people with a special heart to know and love Him, and to see and enjoy His goodness as they lived in His creation. Sadly, we have all chosen to disobey God, since those perfect, first days when God created the world. We have broken what God made so perfectly. But God has made a way for us to come back to Him. How? By turning away from our sins and trusting in Jesus as our Savior. God will forgive our sins and make us His people. He will restore the friendship He made us to have with Him. Ask God to help you. He loves to answer this prayer.

The Gospel (story wrap-up if NOT using Listening Assignments)**Our Bible Truth is:****Can You Tell Me What God Made?****God Made All Things Good...****God Made Everything Good in Heaven and Earth!**

How wonderful life would have been, if people had kept on loving God as He created them to! How wonderful life would have been, if nothing bad had ever come into God's good world!

But bad things DID come into God's good world. People have not kept on loving or obeying God, have they? Why, even you and me, we disobey God. We do bad things. And now, we all deserve God's punishment. This is such sad news!

But there's good news, too! God loved us so much that He sent His Son, Jesus, to suffer and die on the cross, taking all the punishment for the sins of God's people. On Day Three, Jesus rose from the dead, proving He had really beaten sin and death for them. Now, God will forgive all who turn away their sins, and trust in Jesus as their Savior. That's how we become God's people.

If we do, what a wonderful beginning that will be! We will get to know God in our hearts, now. And one day, we will get to live with Him in heaven forever.

Close in prayer.

Closing ACTS Prayer

- A** We praise You, God, for being our Good Creator. You made people, in the beginning.
- C** God, You made people to know and love You with the spirit You gave them. But we all have disobeyed You. We have all chosen to not love You. We have lost the gift of knowing You. We need a Savior!
- T** Thank You, God, for all the wonderful things You made for us to enjoy, like the sun and stars, animals, flowers, snow, oceans, and people. Thank You most of all, for making us in Your image so we can know You and see how wonderful You are in everything we see around us.
- S** God, work in our hearts. Help us to turn away from disobeying You and trust in Jesus as our own Savior. Help us to know You and love You with the spirit You put inside us. Fill us with Your Holy Spirit, that we might live for You and enjoy You forever. In Jesus' name we pray, Amen.

Go to Lesson Plan, p.9 for the script to the rest of the lesson.



Be familiar with these questions and answers. Look for opportunities to ask questions and discuss their answers, such as while the children work on their coloring pages, as part of their response games, or during play time. Remember: your goal isn't to ask all these questions or only talk to the children about these things. It is to be deliberate in having good conversations with them, however much or little you have.

67

Deep Down Discussion Sheet

use with all THREE lessons

P.2*Questions to aid discussion of the key concepts and for use in games*

THE GOSPEL	<p>What is God's good news for you and me? <i>The gospel!</i> Can you tell me what God made? <i>God made all things good...He made everything in heaven and earth. How wonderful everything was in the beginning. It was perfectly good! But it did not stay that way! You see, we all have sinful hearts that have chosen to disobey God and His good ways. This has spoiled God's good world...and worse of all, now we all deserve God's fair punishment for our sins! How sad! But God is so rich in mercy! He sent His Son, Jesus, to suffer and die on the cross and take the punishment for all who turn away from their sins and trust in Him as their Savior. Jesus rose from the dead on Day Three, proving He had beaten sin and death for them. Now, all who turn away from their sins and trust in Jesus as their Savior will be forgiven. God will make them His special people, knowing Him in their hearts now, and one day, getting to live with Him forever in heaven.</i></p>
BIBLE TRUTH BIBLE VERSE	<p>"I am the LORD, who made all things, who alone stretched out the heavens, who spread out the earth by myself." --Isaiah 44:24, ESV</p> <p>Learn a Little: "I am the LORD, who has made all things."</p>
Meaning	<p>Who made everything? The LORD did! And who helped Him? No one! He alone made the heavens and everything in them. He alone made the earth and everything in it. Isn't God amazing!</p>
Discussion Questions	<p><i>choose a few</i></p> <ol style="list-style-type: none"> 1. What is God's name? <i>The LORD.</i> 2. What did the LORD make? <i>All things.</i> 3. Who helped the LORD make all things? <i>No one. He did it alone.</i> 4. What did the LORD put up above? <i>The heavens.</i> 5. What did the LORD create for us to live on? <i>The earth.</i> 6. What did the LORD make to go in the heavens and earth? <i>All creatures, all things... even us!</i>
BIBLE STORY	<p>The Case of the Big Nothing</p> <p><i>choose a few</i></p> <ol style="list-style-type: none"> 1. What kinds of things do we see in the world around us? <i>Name various things.</i> 2. Who made all the things that we see? <i>God did.</i> 3. Which of the things God made do you like best? 4. Did God make the world because He was lonely? <i>No. He made it because He wanted to show what He is like.</i> 5. Did God start with stuff when He made the world? <i>No. He just spoke and it came to be.</i> 6. What was the most special of all the things God made? Why? <i>People because He gave only to them a heart to know and love Him.</i> 7. Who does God want us to think about when we look at what He has made? <i>What He is like.</i> 8. What do you think about God when you look at a?

DEEP DOWN DETECTIVES

**Curriculum Resources
for Unit 5, Bible Truth 2:**



Can You Tell Me What God Made?

God Made All Things Good...

God Made People in a Special Way!

Session Prep (especially good for newbies!)

Pray!



Pray for the Holy Spirit to be at work in your and the children's hearts.

Review



If new to the curriculum, look at the **Getting Started with Deep Down Detectives section of the Core Curriculum book.** (p.5) It will be especially helpful to read through the Deep Down Detectives section of **The Praise Factory Tour: Extended Version Book.** This is a visual way to understand what goes on in the classroom. (A pdf of the book is found in the samples section on the website.)

Look through and Learn the Lesson



Read over **lesson plan.** Practice any **songs or action rhymes** you are using. Choose/make up motions to go with these. Choose less with younger children and more with older preschoolers. **Practice the lesson with the visual aids** and using the Big Question Box/Briefcase.

Read and Rehearse the Bible Story with Pictures



Read the Bible story from the Bible. Read the curriculum version. Practice telling it with the storyboard pictures. (If you have not previously laminated the story pictures, do that now.) Or, rehearse it from the Simple Story Scenes, if you are using those.

Let There Be Music



Download the music and listen to the songs. Choose which of the songs you will use with the children. If using live musicians, make sure they have the sheet music (Appendix A, Core Curriculum book).

Put the Props in Place



1. Prepare your Visual Aids. Put the Big Question, Unit Bible Truths, Bible Truth, Bible Verse, and Listening Assignment signs, as well as the Bible Story script in one side of the Bible folder.
2. Get out your storyboard. If using Simple Story Scenes, put these in your Bible Folder. Or, if using the individual storyboard figures, put all background pictures in place (they have a BG by the number). Put the rest of the storyboard pictures (these have a SB by the number) in order of use in the other side of the Bible folder.
3. Put the DDD Bible Folder as well as the Big Question sign in the Big Question Box/Briefcase and shut it. If your box/briefcase has locks and you want to use the unlocking the box as part of your session, lock it now....but make sure you have the key or know the code first.
4. Prepare the music CD or sheet music or mp3 device for use in your session.

Set Out Free Play Activities



Choose and set up free time activities you will use with the children. Choose a variety of different activities that will be enjoyed by different types of children. Rotate the activities you provide to keep them interesting and fresh to your children. (Suggestions in Appendix D, Core Curriculum books.)

Prepare Any Activities



Choose which (if any) of the Bible Truth games and crafts activities you want to use in the session. Bear in mind your time frame as well as the developmental abilities and attention span of your children as you decide which/how many to prepare. **Look over the Discussion Sheet** and choose a few questions you might use to spark discussion with the children as they do their activities (especially good for ages 3's+). Pray for God to give you opportunities to talk about these things with the children.

Let Them Take It with Them



Make copies of the craft/take home sheets, if you are not already using them as one of your activities. You may also want to make copies of the story (see take-home version of each story included in Appendix C with the other take home resources) to have for parents to use with their children at home. There's a link on each craft/take home sheet to the story, if you don't make hard copies.

Store It



After your session is over, collect the resources and store them for future use. This curriculum can be used over and over for years to come.

Unit 5: God, the Good Creator

UNIT OVERVIEW

Did you ever wonder where everything in this world came from? All of the plants, animals and insects...the fish and birds...the sun, moon, stars and planets...the tall mountains and the beautiful oceans...the people here around us and the angels up in heaven? Did they just get here on their own? No, they did not! God made them. And when God made them, He made them good—perfect and without sin. He made them just right for His good plan for the world.

What was God's good plan for the world? He planned for everything He made to show us what He's like so we could know delight in how wonderful He is.

In this unit we will learn two truths about the good things God created in the beginning.

UNIT BIBLE VERSE: Genesis 1:1,31

"In the beginning, God created the heavens and the earth...God saw everything that He had made, and behold, it was very good."

BIG QUESTION UNDER INVESTIGATION: Can You Tell Me What God Made?

ANSWER: God Made All Things Good!

OPTIONAL Big Question 5 INTRODUCTION LESSON (Use Hide 'n' Seek Kids Unit 5 Material)

Story: The Case of the Wild and Wonderful Words *Genesis 1-2*

Bible Verse: Genesis 1:1,31

BIBLE TRUTH 1: God Made Everything Good in Heaven and Earth (3 Lessons Available)

Story: The Case of the Big Nothing *Genesis 1*

Bible Verse: Isaiah 44:24

➔ BIBLE TRUTH 2: God Made People in a Special Way (3 Lessons Available)

Story: The Case of the Clay Creation *Genesis 1,2*

Bible Verse: Genesis 1:26,27

Deep Down Detectives ESV Songs 5 Track Numbers

This is a listing of all songs mentioned in the unit curriculum. You may or may not choose to use all of the songs. They are listed in easy-reference order--NOT in the order used in the curriculum.

You may choose to simply burn a CD/load them onto an mp3 device in this order. Or, you may want to do what we do: choose the songs we want to use and create a play list of them in that order. Then, we burn a CD/upload the play list onto an mp3 device. A teacher only has to click forward to the next song, instead of hunting for the right track. The track number have been included as part of the title of each song, teachers will still have a reference to the track number listed in the curriculum (same as those listed below), even if you change the order on your customized play list.

SONGS USED EVERY UNIT OF THE CURRICULUM

- 1 The Classroom Song v.1
- 2 The Classroom Song v.2
- 3 The Classroom Song v.3
- 4 The Classroom Song v.4
- 5 Deep Down Detectives Theme Song
- 6 The Classroom Rules Song
- 7 Let's Pray Song
- 8 The Big Question Box Song
- 9 The Bible Chant Song
- 10 ACTS Prayer Song (Short Version)
- 11 ACTS Prayer Song (Full Version)

Why the Extra Songs?

Deep Down Detectives is a curriculum used by a wide age-span of kids. Sometimes one of the other songs is a better fit for your kids. Or, you may simply want to teach them more songs on the same Bible Truth. Use as many or as few as you want.

UNIT 5: GOD, THE GOOD CREATOR

- 12 Big Q & A 5 Song
- 13 Big Q & A 5 Song: Can You Tell Me What God Made?
- 14 Big Question 5 Bible Verse Song: God Saw Everything He Had Made Genesis 1:31 ESV (short version)
- 15 Big Question 5 Bible Verse Song: God Saw Everything He Had Made Genesis 1:31 ESV (full version)
- 16 *Extra Big Question 5 Bible Verse Song: In the Beginning Genesis 1:1, 31,ESV*
- 17 Big Question 5 Hymn: All Things Bright and Beautiful, vs.1,2
- 18 Big Question 5 Praise Song: Days of Creation

Can You Tell Me What God Made? God Made All Things Good...

Bible Truth 1: God Made Everything Good in Heaven and Earth

- 19 Bible Verse: I Am the LORD Isaiah 44:24, ESV
- 20 *Extra Bible Verse: You Are the LORD, You Alone Nehemiah 9:6, ESV*
- 21 *Extra Bible Verse: Praise the LORD, from the Earth Psalm 148:7-12, NIV 1984*
- 22 *Extra Bible Verse: The Counsel of the LORD Psalm 33:11, ESV*

Bible Truth 2: God Made People in a Special Way

- 23 Bible Verse: Then God Said Genesis 1:26,27, ESV

listen to or download songs for free at <https://praisefactory.org>: Deep Down Detectives Music page

Big Question 5, Bible Truth 2 Overview: Key Concepts**P.1****Unit 5: God, the Good Creator**

Unit Big Question (and Answer): Can You Tell Me What God Made? God Made All Things Good!

Unit Bible Verse: “In the beginning, God created the heavens and the earth...God saw everything that He had made, and behold, it was very good.” Genesis 1:1,31

Bible Truth 2 Concept: God Made All Things Good... God Made People in a Special Way!

When God made people, He made them good, just like everything else that He made. But God made them good in a special way—in a way that was DIFFERENT from everything else He created. God gave people a living spirit, a bit like His.

It is with this special spirit that all people—even you and I—can enjoy God in a way no other creature can. With our spirit we can look at what God made and see how wonderful He is. With our spirit we can know and love God, and go on knowing and loving Him forever and ever, because this spirit will never die. Everyone who turns away from their sins and trusts in Jesus as their Savior, gets to have special closeness with God in their spirit right now. And one day, they will go to live with Him, loving and knowing Him forever. What an amazing gift God gave us when He made us with a spirit!

Bible Truth 2 Bible Verse: Genesis 1:26,27, ESV

“Then God said, ‘Let us make man in our own image.’ Male and female he created them. “Then God said, “Let us make man in our image, after our likeness.’... So God created man in his own image, in the image of God he created him; male and female he created them.”

Learn a Little: God created man in his own image... male and female he created them.”

Meaning

Man, male and female: those are all words for men and women, boys and girls. The Bible tells us that God made people in the beginning. He made them in His image. That means that they reflect Him in a very special way. Of all the earthly creatures, they alone were created with a spirit, like God’s Spirit, that can know and love God. God created people to be able to see God’s glory in everything He made. And, He created them to care for the world He created as caretakers under Him.

Bible Truth 2 ACTS Prayer

- A** We praise You, God, for being our Good Creator. You made people, in the beginning.
- C** God, You made people to know and love You with the spirit You gave them. But we all have disobeyed You. We have all chosen to not love You. We have lost the gift of knowing You. We need a Savior!
- T** Thank You, God, for all the wonderful things You made for us to enjoy, like the sun and stars, animals, flowers, snow, oceans, and people. Thank You most of all, for making us in Your image so we can know You and see how wonderful You are in everything we see around us.
- S** God, work in our hearts. Help us to turn away from disobeying You and trust in Jesus as our own Savior. Help us to know You and love You with the spirit You put inside us. Fill us with Your Holy Spirit, that we might live for You and enjoy You forever. In Jesus’ name we pray, Amen.

Bible Truth 2 Story

The Case of the Clay Creation *Genesis 1,2*

Big Question 5, Bible Truth 2 Overview: Key Concepts**P.2****Songs Used in Bible Truth 2**

Big Q & A 5 Song

Big Question 5 Song: Can You Tell Me What God Made?

Big Question 5 Bible Verse Song: God Saw Everything He Had Made Genesis 1:31 ESV

Extra Big Question 5 Bible Verse Song: In the Beginning Genesis 1:1, 31, ESV

Big Question 5 Hymn: All Things Bright and Beautiful, vs.1,2

Big Question 5 Praise Song: Days of Creation

Bible Truth 2 Bible Verse Song: Among the Gods Psalm 86:8-10, ESV

Extra Bible Verse Song: O Lord of Hosts Isaiah 37:16, ESV

listen to or download songs for free at <https://praisefactory.org>: Deep Down Detectives Music page

Lesson Plan: Big Question 5, Bible Truth 2

use with all THREE lessons

p.1**1. GETTING STARTED**

= follow the stars for a short & simple lesson plan

Intake Activity Ideas	Choose one of these open-ended activities to include children as they join the class:
Free Play Time <i>suggestions in Appendix D</i>	Offer your own or some of the easy-to-make, free play activities suggested in Appendix D.
OR Sing-along Music Time <i>lyrics and sheet music, Appendix A</i> <i>listen to or download songs for free at <a href="https://praisefactory.org:Deep Down
Detectives
Music page">https:// praisefactory. org: Deep Down Detectives Music page</i>	<p>Music from Deep Down Detectives (DDD) ESV Songs 5:</p> <p>Big Q & A 5 Song <i>DDD ESV Songs 5, track 12</i></p> <p>Big Question 5 Song <i>DDD ESV Songs 5, track 13</i></p> <p>Big Question 5 (Unit) Bible Verse Song:</p> <p>God Saw Everything He Had Made Genesis 1:31 ESV (short) <i>DDD ESV Songs 5, track 14</i></p> <p>Big Question 5 (Unit) Bible Verse Song:</p> <p>God Saw Everything He Had Made Genesis 1:31 ESV (full) <i>DDD ESV Songs 5, track 15</i></p> <p>Extra Big Question 5 (Unit) Bible Verse Song:</p> <p>In the Beginning Genesis 1:1, 31, ESV <i>DDD ESV Songs 5, track 16</i></p> <p>Big Question 5 Hymn:</p> <p>All Things Bright and Beautiful, vs.1,2 <i>DDD ESV Songs 5, track 17</i></p> <p>Big Question 5 Praise Song:</p> <p>Days of Creation <i>DDD ESV Songs 5, track 18</i></p> <p>Bible Truth 2 Bible Verse Song:</p> <p>Then God Said Genesis 1:26,27, ESV <i>DDD ESV Songs 5, track 23</i></p> <p><i>Add more fun to Sing-along Music Time by adding a Music, Movement & Memory Activity. These activities are listed on p.10 of this lesson plan with the Response Activities. Instructions found in Appendix B.</i></p>
OR Bible Verse Memory Game <i>instructions found in Appendix B</i>	<p>Lesson 1 Game: Detective Mission Madness Practice</p> <p>Lesson 2 Game: Duck, Duck, Goose</p> <p>Lesson 3 Game: Slap, Clap and Stack</p>
2. OPENING CIRCLE TIME <i>(introduce the Bible Truth and tell the related Bible story)</i>	
Gathering the Children <i>lyrics and sheet music, Appendix A</i>	<p><i>Sing verse 1 of The Classroom Song to gather the children for Circle Time.</i></p> <p>The Classroom Song, verse 1 <i>DDD ESV Songs 5, track 1</i></p> <p>Let's gather together to worship God, Let's gather together to worship God, Let's gather together to worship God, Come gather here with me!</p>
Welcome to Deep Down Detectives	"Welcome to Deep Down Detectives. We're so glad you've joined us! Detectives are people who look for answers to questions. In Deep Down Detectives, we look for answers to big questions about God. We dig deep down in the truths of God's Word to find them."

Lesson Plan: Big Question 5, Bible Truth 2 use with all THREE lessons

p.2

2. OPENING CIRCLE TIME, continued

= follow the stars for a short & simple lesson plan

<p>Deep Down Detectives Theme Song</p> <p><i>lyrics and sheet music, Appendix A</i></p>	<p>"Let's sing our Deep Down Detectives Theme Song."</p> <p> Deep Down Detectives Theme Song DDD ESV Songs 5, track 5</p> <p>We're Deep Down Detectives, diggin' deep in God's Word, For truths about God and His plans for this world, We're seeking to love Him, with all of our heart, We're Deep Down Detectives! Come on! Let's start!</p>
<p>Classroom Rules Song</p> <p><i>lyrics and sheet music, Appendix A</i></p>	<p>There are two very important things that Deep Down Detectives do together: we worship God and we love one another. Our Classroom Rules Song reminds us how we should act. Let's sing it."</p> <p>Classroom Rules Song DDD ESV Songs 5, track 6</p> <p>Shh, be quiet while someone is talking, Raise your hand, if you have something to say, Don't touch your friend, sitting beside you, Obey your teachers, Be kind as you play. These are our classroom rules, These are our classroom rules, They help us worship God and love one another, These are our classroom rules.</p>
<p>Opening Prayer Time</p> <p><i>lyrics and sheet music, Appendix A</i></p>	<p>"Children, we need God's help to keep these rules. Let's ask Him to help us right now. Let's get ready and pray."</p> <p>Let's Pray DDD ESV Songs 5, track 7</p> <p>1-2-3! Fold your hands, Bow your head, Close your eyes. Let's pray! <i>(repeat)</i></p> <p>"Let's pray:"</p> <p> Opening Prayer</p> <p>Dear Lord, We're so glad to get to gather together to worship You! Please help us keep the classroom rules. Please help us to love You and learn about You today. In Jesus' name we pray. Amen.</p>

Lesson Plan: Big Question 5, Bible Truth 2 use with all THREE lessons**p.3****2. OPENING CIRCLE TIME, continued**

= follow the stars for a short & simple lesson plan

Reveal the Big Question**Introduce the Big Question Box/Briefcase***lyrics and sheet music, Appendix A*

"Detectives INVESTIGATE things. That means they ask questions and look for answers. Deep Down Detectives investigate big questions about God. The Big Question we are investigating today is right inside our Big Question Box/Briefcase.

The Big Question Box Song*DDD ESV Songs 5, track 8*

We've got a big box,
All closed up and locked,
Filled with the truths of God's Word.

We've got a brief case,
There's no time to waste,
Come on, kids, let's open it up!

The Big Question under Investigation*VISUAL take out AID**of BQB**Big Question & Answer Sign, front side***found in the DDD Unit 5 Visual Aids, ESV Book*

Ok, who would like to open for me and pull out the Big Question?"

Choose a child to open the box/briefcase, take out the Big Question and hand it to you, then hold up the Big Question sign for all the children to see, and say:

★ The Big Question we are investigating today is Big Question Number 5:

Can You Tell Me What God Made?

and the Answer is:

God Made All Things Good!**Big Question Meaning**

★ Did you ever wonder where everything in this world came from? All of the plants, animals and insects...the fish and birds...the sun, moon, stars and planets...the tall mountains and the beautiful oceans...the people here around us and the angels up in heaven? Did they just get here on their own? No, they did not! God made them. And when God made them, He made them good—perfect and without sin. He made them just right for His good plan for the world.

What was God's good plan for the world? He planned for everything He made to show us what He's like so we could know delight in how wonderful He is.

Big Question Songs**Big Q & A 5 Song***lyrics and sheet music, Appendix A*

★ "Let's sing our Big Question Song:

Big Q & A 5 Song*DDD ESV Songs 5, track 12**(adapted version of "London Bridge Is Falling Down")*

Can you tell me what God made?
What God made, what God made?
Can you tell me what God made?
God made all things good!

2. OPENING CIRCLE TIME, continued

= follow the stars for a short & simple lesson plan

**Learning about
the Big Question
(use one or both)***Repeat the Big Question and Answer again:**"Can You Tell Me What God Made? God Made All Things Good!"**Say: "Hmmm, I wonder what that means... Let's do our action rhyme/sing our song that explains it."**Then do the action rhyme or sing the song using any of the optional motions suggested, if desired.***Big Question
Action Rhyme****Big Question 5 Action Rhyme****(POSSIBLE ACTIONS)**

Big, tall trees,
Stars high in the sky.
Fish that swim,
Birds that fly,
Mommies and daddies,
Why even you and me!
God made these
and EVERYTHING I see
And He did it
for His own glory!

Raise your arms as tree branches
Wiggle your fingers like twinkling stars
Make wavy motion with hands
Flap arms like bird wings
Rock a pretend baby in your arms
Point to yourself
Point up to God

Let's cheer for God! Say "Yay!"

**Big Question
(Action Rhyme)
Song***lyrics and sheet music,
Appendix A***Big Question 5 (Action Rhyme) Song***DDD ESV Songs 5, track 13***(POSSIBLE ACTIONS)****Refrain:**

Can you tell me what God made?
Can you tell me what God made?
Can you tell me what God made?
God made all things good, God made all things good
(through Jesus/for His glory)!
God made all things good, God made all things good!

*Mimic the different animals
mentioned as you sing the song***Verse 1**

Manatees, bumblebees, the air we breathe,
Orca whales, bunny tails and slimy snails,
Furry yaks, yummy snacks, bumpy camel backs,
God made all things good!
Cookatoos, kangaroos, the sky so blue,
Sparkly gems, cherubim and monkey limbs,
Thunder clouds, peacocks proud, the lion, big and loud!
God made all things good! Refrain

Verse 2

Frogs that leap, woolly sheep, the shark's big teeth,
Tiny gnats, rivers fast, and chloroplasts,
Mountains high, octopi, the stars up in the sky,
God made all things good!
Sandy dunes, sun and moon, doves that coo,
Flying fish, rhinocerish, the bugs we squish!
Apple trees, the wavy seas, yes, even you and me.
God made all things good! Refrain

Lesson Plan: Big Question 5, Bible Truth 2

use with all THREE lessons

p.5**2. OPENING CIRCLE TIME, continued**

= follow the stars for a short & simple lesson plan

Learning the Bible Truth

VISUAL take out

AID

#2

of BQB

VISUAL AID

All the Bible Truths Sign

★ "God made all things good" is a good beginning, but there's so more to learn. So it's time for us to dig down even deeper for more answers to our Big Question about God. We're going to be learning **TWO** Bible truths that all tell us more about the good things that God made.

Who would like to hand me the picture with our two Bible truths on it? It's in the Big Question Box/Briefcase." *Choose a child to get it and hand it to you, then hold it up and show them the pictures of the two truths they will be learning.*

Bible Truth Clue

VISUAL take out

AID

#3

of BQB

Bible Truth Clue Sign,
front side
VISUAL AID

After everyone has had a good look, say...

"Ok, we've learned one truth about what the LORD is like. It's this one: "God Made Everything Good in Heaven and Earth" (point to pictures as you identify each Bible Truth). Now let's look at our Bible Truth Clue sign and see if we can figure out which of these two truths we will be learning about today. Who would like to get it out of the Big Question Briefcase for me?"

Choose a child to open the briefcase, take out the Bible Truth Clue sign and hand it to you. Hold up the front side for the children to see. Cover up the answer, written along the bottom, and say:

"Can You Tell Me What God Made?

God Made All Things Good!

He Made ???? in a Special Way!"

We're missing one word. Here's the hint to what the missing word is. It says: "What are we called? It starts with an "p" and it rhymes with "steeple."

Hint

Can you guess? It's "People."

So the Bible Truth we are learning today is:

(uncover answer from bottom of sign, show it to them and say:)

★ **"Can You Tell Me What God Made?**

God Made All Things Good!

He Made PEOPLE in a Special Way!"

Bible Truth Meaning

★ And here is what this Bible Truth means: *(read the meaning off of the back of the sign, say:)*

When God made people, He made them good, just like everything else that He made. But God made them good in a special way—in a way that was DIFFERENT from everything else He created. God gave people a living spirit, a bit like His.

It is with this special spirit that all people—even you and I—can enjoy God in a way no other creature can. With our spirit we can look at what God made and see how wonderful He is. With our spirit we can know and love God, and go on knowing and loving Him forever and ever, because this spirit will never die. Everyone who turns away from their sins and trusts in Jesus as their Savior, gets to have special closeness with God in their spirit right now. And one day, they will go to live with Him, loving and knowing Him forever. What an amazing gift God gave us when He made us with a spirit!

Lesson Plan: Big Question 5, Bible Truth 2 use with all THREE lessons

p.6

2. OPENING CIRCLE TIME, continued

= follow the stars for a short & simple lesson plan

Learning the Bible Verse**The Bible Chant Song**lyrics and sheet music,
Appendix A

"And how do I know this is true? God tells me so in His special book, the Bible."

Say or sing the Bible Chant Song.

The Bible Chant Song

DDD ESV Songs 5, track 9

The Bible, the Bible,
Let's get out the Bible.
Let's hear what God has to say.
The Bible, the Bible,
God's given us the Bible.
It's His Word for us to learn and obey! Yay!

Bible VerseDDD 5.2 Bible Verse-front
side (in the DDD Bible folder)VISUAL
AID

#4

Place
verse in
take out
DDD Bible
Folder
of BQB*found in the DDD Unit 5
Visual Aids, ESV Book

"Who would like to get our Bible folder out of the Big Question Briefcase for me?"

Choose a child to open the briefcase, take out the "Bible" folder and hand it to you. Remove the Bible Verse Picture from the "Bible" folder and hold it up for all the children to see, then say:

Genesis 1:26,27 tells us:

Genesis 1:26,27

"Then God said, 'Let us make man in our image, after our likeness'... So God created man in his own image, in the image of God he created him; male and female he created them."

Learn a Little: God created man in his own image... male and female he created them."**Bible Verse Meaning****What does that mean?**

Man, male and female: those are all words for men and women, boys and girls. The Bible tells us that God made people in the beginning. He made them in His image. That means that they reflect Him in a very special way. Of all the earthly creatures, they alone were created with a spirit, like God's Spirit, that can know and love God. God created people to be able to see God's glory in everything He made. And, He created them to care for the world He created as caretakers under Him.

2. OPENING CIRCLE TIME, continued



= follow the stars for a short & simple lesson plan

Bible Verse
Song

lyrics and sheet music,
Appendix A

We've said our Bible verse, now let's sing it!

Then God Said: Genesis 1:26,27

DDD ESV Songs 5, track 23

Then God said, "Let us make man,
Let us make man in our own image."
Then God said, "Let us make man,
Let us make man in our own image."
Male and female, He created them,
Male and female, He created them.

Then God said, "Let us make man,
Let us make man in our own image."
Then God said, "Let us make man,
Let us make man in our own image."
Genesis One, twenty-six and seven.

Lesson Plan: Big Question 5, Bible Truth 2

use with all THREE lessons

p.8**2. OPENING CIRCLE TIME, continued**

= follow the stars for a short & simple lesson plan

Getting into the Case	<p>"Now it's time to do a bit more deep down investigating. Let's see what Detective Dan wants us to help him figure out. Would someone like to get it out for me?"</p>
Listening Assignments <div style="display: flex; align-items: center;"> <div style="text-align: center; margin-right: 10px;"> <i>Place in</i>  <i>of BQB</i> </div> <div style="text-align: center;"> <i>take out</i>  <i>of BQB</i> </div> </div>	<p>NOTE: Listening assignments are most suitable for ages 3+. Skip straight to the Bible story (see bottom of this page), if working with 2 year olds.</p> <p>"Let's open up our listening assignment and see what we are supposed to figure out today.</p> <p><i>Choose a child to take out the Listening Assignment (from the DDD Bible Folder) and hand it to you. Read Detective Dan's letter to the children that includes the listening assignment. The listening assignments are summarized below:</i></p>
<p style="text-align: center;">VISUAL AID</p> <div style="text-align: center;">  <i>DDD Unit 5 Visual Aids, ESV</i> </div>	<p>Detective Dan's Lesson #1 Listening Assignment:</p> <p>I need to know:</p> <ol style="list-style-type: none"> 1. Who was made out of clay? 2. How did he come to life?
<p style="text-align: center;">VISUAL AID</p> <div style="text-align: center;">  <i>DDD Unit 5 Visual Aids, ESV</i> </div>	<p>Detective Dan's Lesson #2 Listening Assignment:</p> <p>Our Bible Verse is Genesis 1:26,27, ESV</p> <p>"Then God said, 'Let us make man in our own image.' Male and female he created them.</p> <p>"Then God said, 'Let us make man in our image, after our likeness...' So God created man in his own image, in the image of God he created him; male and female he created them."</p> <p>I need to know:</p> <ol style="list-style-type: none"> 1. How did God make man (people) in His own image? 2. How did God make people in a way that was different from all the other earthly creatures?
<p style="text-align: center;">VISUAL AID</p> <div style="text-align: center;">  <i>*Listening Assignment #3 includes the Assignment Sheet, plus 6 clue pictures*</i> <i>DDD Unit 5 Visual Aids, ESV</i> </div>	<p>Detective Dan's Lesson #3 Listening Assignment:</p> <p>I found six clues, but two of them are NOT in the story.</p> <p>They are: a bunny; a horse; a doctor; a rib; a special heart; and, a magic hat.</p> <p><i>Hold each of them up for the children to see as you identify them.</i></p> <p>I need to know:</p> <ol style="list-style-type: none"> 1. Which four belong in the story and which two don't? 2. Who did God create with a special ability to praise Him, know Him and love Him?
<p>Tell the Bible Story</p> <div style="display: flex; align-items: center;"> <div style="text-align: center; margin-right: 10px;"> <i>Place story & pics in</i>  <i>of BQB</i> </div> <div style="text-align: center;"> <i>take out</i>  <i>of BQB</i> </div> </div> <p style="text-align: center;"><i>DDD Unit 5 Visual Aids, ESV</i></p> <p>Story text included in this book right after this lesson plan and in Visual Aids book</p>	<p>★ Then say, "Ok, Deep Down Detectives! Put on your best listening ears and see if you can hear the answers to Detective Dan's questions. When I finish telling the story, we will see if we can answer all the questions."</p> <p>★ Bible Story: The Case of the Clay Creation</p> <p><i>Genesis 1,2</i></p> <p><i>Read the Bible Truth story, putting up the storyboard pictures/using Simple Story Scenes as you tell it. Then, have the children answer the listening assignment. Present the gospel and lead in prayer.</i></p> <p><i>*Answers to questions; the gospel; and, ACTS prayer are included with the story text.*</i></p>

Lesson Plan: Big Question 5, Bible Truth 2

use with all THREE lessons

p.9**2. OPENING CIRCLE TIME, continued**

= follow the stars for a short & simple lesson plan

<p>Story Response Song(s)</p> <p>Hymn</p> <p><i>lyrics and sheet music, Appendix A</i></p>	<p><i>As attention span and time allow, you might want to end with one of the following songs which also tie in with the unit. If desired, use the Music and Movement activity ideas while singing, listed with the Response Activities.</i></p> <p>All Things Bright and Beautiful <i>DDD ESV Songs 5, track 17</i></p> <p>Refrain: All things bright and beautiful, All creatures, great and small, All things wise and wonderful, The Lord God made them all.</p> <p>Verse 2 He gave us eyes to see them, And lips that we might tell, How great is God Almighty, Who has made all things well. <i>Refrain</i></p> <p>Verse 1 Each little flower that opens, Each little bird that sings, He made their glowing colors, He made their tiny wings. <i>Refrain</i></p> <p>Tie-in: "Children, the Lord has made so many wonderful things that we enjoy every day. Great, big things. Little, tiny things. Beautiful things and bright things. We're going to sing about some of them right now!"</p>
<p>Praise Song</p> <p><i>lyrics and sheet music, Appendix A</i></p>	<p>Praise Song: The Days of Creation <i>DDD ESV Songs 5, track 18</i></p> <p>On Day One, God made light, Made the difference in day and night. God just spoke the words and it came true. Wonder what else God will do?</p> <p>Two.... On Day Two, God split in two, Skies above, the water blue, God just spoke the word and it came to be. What will happen on Day Three?</p> <p>Three.... On Day Three, God made land, Then He put plants in the sand. God made herbs and grass and fruit on the trees, This was all done on Day Three."</p> <p>Four.... On Day Four, God made lights, Some for day and some for night. Stars are dim, but the sun and moon are bright. Aren't you glad that God made light?</p> <p>Five.... On Day Five, God made alive, All the things that swim and the birds to fly, These were made on Day Five.</p> <p>Six.... On Day Six, God did fix, Animals, people and even ticks, God made lizards, cats and other things that lick. Critters and people were made on Day Six.</p> <p>Seven.... On Day Seven, God in heaven, Rested from all the work He'd He done. He'd made in perfect wisdom. It was good what God had done.</p>

3. TAKING ACTION: Response Activities (choose from among these activities)


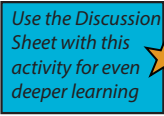

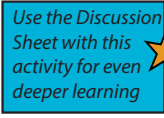

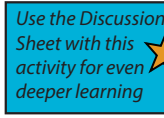


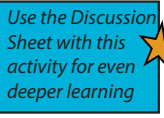

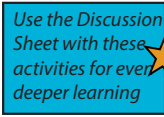

<p>Transition to Activities</p>	<p> Well, Deep Down Detectives, you've done a great job diggin' deep down for answers in the truths of God's Word. Now it's time to enjoy some activities."</p> <p><i>Tell children what activity/s you are providing for them: either free play or some of the response activities listed below. When you are ready to dismiss them, use this song to help the children transition in an orderly fashion to their next activity.</i></p>
<p>Classroom Song, verse 2</p> <p><i>lyrics and sheet music, Appendix A</i></p>	<p>"Children, let's sing our Time to Play Song. When we are finished you may get up and walk over to our next activity."</p> <p>Classroom Song, verse 2 <i>DDD ESV Songs 5, track 2</i></p> <p>We've gathered together to worship God, We've gathered together to worship God, And now it's time to play.</p> <p><i>Dismiss the children to whatever activities you have prepared for them to do.</i></p>

Lesson Plan: Big Question 5, Bible Truth 2

use with all THREE lessons

p.10**3. TAKING ACTION: Response Activities** (choose from among these activities)

= short & simple lesson plan

Response Activities	Choose one or more activities appropriate for your children, based on classroom time and developmental needs. Add the Discussion Sheet to any activity for deeper learning. 
Bible Verse Memory Game <i>game directions, Appendix B</i>	<p>Though listed with the opening activities, you may choose to use this Bible verse game here instead (or as a repeat).</p> <ul style="list-style-type: none"> Lesson 1 Game: Detective Mission Madness Practice Lesson 2 Game: Duck, Duck, Goose Lesson 3 Game: Slap, Clap and Stack <div>   </div> <p>Discussion Questions</p>
Music, Movement & Memory Activity <i>game directions, Appendix B</i>	<p>A music activity that uses the songs from the Bible Truth and Big Question unit.</p> <ul style="list-style-type: none"> DDD Songs for this Bible Truth, plus: Lesson 1 Activity: Lullabies, Bells and Lions Lesson 2 Activity: Musical Squares Lesson 3 Activity: Thumping Drums <div>   </div> <p>Discussion Questions</p>
Bible Story Review Game <i>game directions, Appendix B</i>	<p>A game that uses the storyboard pictures from the story to review the story.</p> <ul style="list-style-type: none"> Lesson 1 Game: Who's Inside? Lesson 2 Game: Fix Up the Mix Up Lesson 3 Game: Take Me through the Tunnel <div>   </div> <p>Discussion Questions</p>
Coloring Pages/ Take Home Sheets <i>in Appendix C</i> 	<p>A coloring page related to the lesson assignment question is provided for each lesson. On the back of each are the key concepts, a few questions and a song for parents to use with their children.</p> <p>NOTE: Upgrade your coloring sheet to a more interesting craft by offering simple embellishments, such as jiggly eyes, craft sand, glitter, glitter glue, colored paper dots (made with a hole punch), fabric scraps, etc. Make cut-to-size glued-on clothes, hair, etc for characters by using a copy of the coloring sheet, cutting out the selected portions and making them the patterns for whatever you want to cut out of fabric, paper, foil, etc.</p> <ul style="list-style-type: none"> Lesson 1 Coloring Sheet Emphasis: Bible Truth Lesson 2 Coloring Sheet Emphasis: Bible Verse Lesson 3 Coloring Sheet Emphasis: ACTS Prayer <div>   </div> <p>Discussion Questions</p>
Extra Crafts: Big Question Craft <i>in Appendix C</i> Bible Verse Craft <i>in Appendix C</i> Bible Story Puzzle <i>in Appendix C</i>	<p>These crafts are slightly more complex than the coloring/take home sheets:</p> <p>The Bible Concept Go-and-Tell Craft is a craft that summarizes the Bible concept and includes the Bible verse is included for those desiring more than a coloring sheet. This more complex craft will involve gluing, sticking, etc. Can be used at any time.</p> <p>The Bible Story Coloring Sheet provides a tie in between the Bible story and the Bible truth they are learning.</p> <p>The Storyboard Picture Placement Page has been made into a puzzle that can be cut out and re-assembled by the children. This provides a nice summary of the story.</p> <div>   </div> <p>Discussion Questions</p>
Free Play Activities <i>ideas in Appendix D</i>	<p>Offer your own or some of the easy-to-make, free play activities suggested in Appendix D.</p>

Lesson Plan: Big Question 5, Bible Truth 2

use with all THREE lessons

p.11**4. CLOSING CIRCLE TIME** *(End-of-session activities for the last 5-10 minutes of class time)* = short & simple lesson plan

<p>Transition to Closing Circle</p> <p>Classroom Song, verse 3</p> <p><i>lyrics and sheet music, Appendix A</i></p>	<p><i>Use this song to help the children transition in an orderly fashion. Start singing this song and ask the children to gather with you for Closing Circle Time.</i></p> <p>Classroom Song, verse 3 <i>DDD ESV Songs 5, track 3</i></p> <p>It's time to get ready to go and tell, It's time to get ready to go and tell, Come gather here with me.</p>
<p>Closing Circle Time</p> <p>Classroom Song, verse 4</p> <p><i>lyrics and sheet music, Appendix A</i></p>	<p><i>When children are settled in the circle, say:</i></p> <p>"It's almost time for your parents to come pick you up. And do you know what that means? It means.... (draw this out to build anticipation and excitement)...that it's almost time to go home and....it's almost time to...Go and Tell! We have learned some big news about God today. God wants us to take and tell it to the whole world!"</p> <p>Classroom Song, verse 4 <i>DDD ESV Songs 5, track 4</i></p> <p>So what's our big news to go and tell, So what's our big news to go and tell, Can you tell me now?</p>
<p>Big News to Tell</p> <p>Big Question 5</p> <p><i>VISUAL AID</i></p> <p>#1</p> <p><i>*found in the DDD Unit 5 Visual Aids, ESV Book lyrics and sheet music, Appendix A</i></p> <p>Big Question 5, Bible Truth 2</p> <p><i>VISUAL AID</i></p> <p>#3</p>	<p>"Let's see....there's so much big news to tell! There's so much we've learned!</p> <p>First of all, can you tell me the answer to our Big Question: "Can You Tell Me What God Made?" <i>Hold up the Bible Truth Clue Picture.</i></p> <p>Say the answer with me: "God Made All Things Good!"</p> <p><i>(If desired, you can sing one/both of the Big Question songs.)</i> <i>DDD ESV Songs 5, tracks 12,13</i></p> <p>And what's one way He does this? What did we learn? <i>Point to the picture.</i></p> <p>God Made People in a Special Way!</p> <p>"And how do I know this is true? Can you tell me? Say it with me: "The Bible tells me so!" That's right!</p>
<p>Big Question 5, Bible Truth 2 Bible Verse</p> <p><i>VISUAL AID</i></p> <p>#4</p> <p><i>*found in the DDD Unit 5 Visual Aids, ESV Book lyrics and sheet music, Appendix A</i></p>	<p>We learned: Genesis 1:26,27:</p> <p>"Then God said, 'Let us make man in our image, after our likeness...' So God created man in his own image, in the image of God he created him; male and female he created them."</p> <p>Learn a Little: God created man in his own image... male and female he created them."</p> <p>What does that mean?</p> <p>Man, male and female: those are all words for men and women, boys and girls. The Bible tells us that God created men and women in the beginning. And He created them in a very special way. He created them in His own image. That means that He created them a bit like Him: with a spirit inside them so that they could know Him and love Him. And a mind to think about things; and a heart to feel things; and a will to decide to do things. He really did make people very special.</p> <p><i>(If desired, you can sing the Bible verse song.)</i> <i>DDD ESV Songs 5, track 23</i></p>

4. CLOSING CIRCLE TIME, continued

= follow the stars for a short & simple lesson plan

<p>Closing ACTS Prayer Time</p> <p>ACTS Prayer Chant</p> <p><i>lyrics and sheet music, Appendix A</i></p>	<p><i>Let's ask God to help us to remember this and even tell others this good news. Let's get ready and pray our ACTS prayer.</i></p> <p><i>And what does ACTS mean? Let's sing/say our ACTS Prayer Chant!</i></p> <p>ACTS Prayer Chant Song <i>DDD ESV Songs 5, tracks 10,11</i></p> <p>A, Adoration, God, we praise You! C, Confession, Forgive us our sins. T, Thanksgiving, Thank You for Jesus, S, Supplication, Help us to live like Him.</p> <p>That's the ACTS prayer, my friend, Bow your head, Close your eyes, Shhh, Let's begin.</p>
<p>Closing ACTS Prayer</p>	<p>"Let's pray!"</p> <p><i>Lead the children in the ACTS prayer for this Bible Truth.</i></p> <p>A We praise You, God, for being our Good Creator. You made people, in the beginning.</p> <p>C God, You made people to know and love You with the spirit You gave them. But we all have disobeyed You. We have all chosen to not love You. We have lost the gift of knowing You. We need a Savior!</p> <p>T</p> <p>Thank You, God, for all the wonderful things You made for us to enjoy, like the sun and stars, animals, flowers, snow, oceans, and people. Thank You most of all, for making us in Your image so we can know You and see how wonderful You are in everything we see around us.</p> <p>S</p> <p>God, work in our hearts. Help us to turn away from disobeying You and trust in Jesus as our own Savior. Help us to know You and love You with the spirit You put inside us. Fill us with Your Holy Spirit, that we might live for You and enjoy You forever.</p> <p>Jesus' name we pray, Amen.</p>
5. TAKING IT HOME <i>(Take Home Sheet)</i>	
<p>Clean up and Dismissal </p>	<p>"Now it's time to work together and clean up." <i>Have the children join you in cleaning up the room.</i></p>
<p>Coloring Pages/ Take Home Sheets </p> <p><i>in Appendix C</i></p>	<p><i>Give out the craft/take home sheet and any other papers from the session, as you dismiss children from class.</i></p> <p><i>(Reminder: The back side of the coloring page is the take home sheet for each lesson.)</i></p>
<p>Bible Story to Take-Home</p> <p><i>in Appendix C</i></p>	<p>You may also want to include a copy of the story along with the take home sheet. (However, each coloring sheet/take home sheet includes a note to parents telling where they can download the story from the Parent Resources section on the website.</p>

Bible Story for Big Question 5, Bible Truth 2 use with all THREE lessonsPlace
story in

take out

P.1**The Case of the Clay Creation***Genesis 1,2***Story-telling Tips**

Ahead of time:

1. Read the Bible verses and story. Pray!
2. Choose story action cues and/or prepare storyboard figures, if using. (Included in Visual Aids book)
3. Practice telling story with the storyboard pictures, timing your presentation. Shorten, if necessary.

During your presentation:

1. Maintain as much eye contact as possible as you tell the story.
2. Put up storyboard figures/add story action cues as you tell the story. Allow the children to help you put them on the board, if desired.
3. Include the children in your story with a few questions about what they think will happen or words/concepts that might be new to them.
4. Watch the kids for signs that their attention span has been reached. Shorten, if necessary.

INTRODUCTION/ LISTENING ASSIGNMENTS

"Our story is called: The Case of the Clay Creation. Here is your listening assignment." Read from Detective Dan's Listening Assignment signs, but questions are summarized below:

Detective Dan's Lesson #1 Listening Assignment:

I need to know:

1. Who was made out of clay?
2. How did he come to life?

Detective Dan's Lesson #2 Listening Assignment:**Our Bible Verse is Genesis 1:26,27, ESV**

"Then God said, 'Let us make man in our own image.' Male and female he created them. "Then God said, "Let us make man in our image, after our likeness...'... So God created man in his own image, in the image of God he created him; male and female he created them."

I need to know:

1. How did God make man (people) in His own image?
2. How did God make people in a way that was different from all the other earthly creatures?

Detective Dan's Lesson #3 Listening Assignment:I found six clues, but two of them are **NOT** in the story.

They are: a bunny; a horse; a doctor; a rib; a special heart; and, a magic hat.

Hold each of them up for the children to see as you identify them.

I need to know:

1. Which four belong in the story and which two don't?
2. Who did God create with a special ability to praise Him, know Him and love Him?

Read the assignment questions, THEN SAY,

"Ok, Deep Down Detectives! Put on your best listening ears and see if you can hear the answers to Detective Dan's questions. When I finish telling the story, we will see if we can answer all the questions."

Read the Bible Truth story, answer questions, present the gospel and lead in prayer.

Answers to questions; the gospel; and, ACTS prayer are included with the story text.

The Case of the Clay Creation *Genesis 1,2**Story with lines separating paragraphs (text in bold, optional interaction cues in italics)***What a lot happened in the first, six days of the world!**

God made the heavens and the earth. He made light and darkness, sun, moon and stars. He made the seas filled with fish, the skies filled with soaring birds, and the land filled with every plant and animal you can think of. What a very busy place earth had become!

But someone was missing. Someone very special. Someone who was at the very center of all God's plan for the world. Do you know who it was?

*Can you tell me?***Why, it was people, of course!**

God's plan for the beautiful world He made would never be complete without people. THEY were whom He planned it for, that they might know and enjoy it, and Him, the God who made it all!

So, God made people. He took some of the clay dirt from the ground and He formed it into a man. Adam! Then, God breathed into Adam's nose the breath of life, and the man became alive.

Now, God made cats, and dogs, and kangaroos, and all the other animals, living creatures with bodies. He made all the birds, fish, and creepy-crawly creatures living creatures with bodies, too. That's why they could meow, and woof, and leap, and fly, and swim, and wriggle, right?

God made Adam a living creature in this way, too. He gave Adam a body that could jump, and run, and dance, and do so many other wonderful things.

But, God put something INSIDE Adam's body that made him alive in another, very special way. Alive in a way unlike any other creature. Alive in a way that made people (and only people) a bit like God, Himself.

Do you know what the something special God would put inside of people?

God made Adam with a living spirit: a special heart that could know and love God, and know and love other people. A special heart that could SEE the greatness and goodness of God in everything God had made. Can you guess how long this special spirit would live?

Can you guess?

Forever and ever! Yes, that's right! This spirit would never die, no matter what! This spirit God gave people was very special, indeed. It's how God made people in His image. God is spirit, and He gave people a spirit, too. This is what makes us a one-of-a-kind picture of God. And, it's why we can know and love God in a way no other creature on earth can.

Story with lines separating paragraphs (text in bold, optional interaction cues in italics)

So, when God made Adam, Adam opened his eyes, and he saw the beautiful things God had made, and he was **AMAZED!**

He was amazed at all the furry animals, the chirping birds, the buzzing insects, and the flopping fish. Amazed at the lovely, green trees with delicious fruit, and the wonderful smell of the colorful flowers. Amazed at the warm sun that shone brightly at day; and, the soft light of the moon and twinkling stars at night. What beautiful things God had made! And most amazing of all, was knowing God inside his special heart. Adam talked with God. He loved God and obeyed Him. And Adam was so very, very happy.

Adam was happy, but something wasn't quite right. He was all alone. He wanted another creature to live with him. So, God brought all the creatures to Adam to name them and let him see if one of these creatures was what he wanted. Animals like lions, dogs, monkeys, lizards, horses, and cats; bears, chickens, kangaroos, ladybugs, and many more, were paraded in front of him. They all came to Adam, and he named them all.

But one after one, Adam looked at them and shook his head. None of them was right to be a special someone for him. Did God forget something? Had He made a mistake?

What do you think?

No, God didn't make a mistake. He didn't forget anything. God knew Adam would long for someone else. God had even made Adam this way. God knew just exactly whom Adam needed, and He was about to give him that special creature.

God took Adam and put him into a very deep sleep. And while Adam was sleeping, God took a rib from Adam's side and formed it into a woman--Eve. God gave her the same, special heart that He had given Adam.

When Adam woke up, there the woman stood in front of him. Adam was so pleased! Here was just the right helper and friend for him! She was like him, yet different, too. They could love each other and love God together. They could talk together and share all the wonderful things God had created.

God gave the happy man and woman jobs made just for them: "Have a family and fill the earth with people," God commanded. "Take care of all the creatures. Rule over all the earth. Explore it and make it all into your home."

"Obey Me and love Me," God told them. "If you do, you will always have wonderful, special closeness together, with Me and with each other, and you shall live happy in this beautiful place forever," He told them.

How wonderful that first day together must have been for Adam and his wife, Eve! They could enjoy everything together: God's creation around them; the love they had for each other; and best of all, that wonderful, special closeness with God, deep in their hearts.

Bible Story for Big Question 5, Bible Truth 2

use with all THREE lessons

P.4**Cracking the Case:** (story wrap-up for Listening Assignments)

It's time to see how we did with our Listening Assignment.

Detective Dan's Lesson #1 Listening Assignment:

I need to know:

1. Who was made out of clay? Man was.

2. How did he come to life? God breathed breath into him. God also gave him a living spirit that would never die.

For You and Me:

People are God's most special creation. God created us with a spirit, so we can know Him, love Him, and enjoy Him. And, so we see and enjoy His goodness, as we enjoy and explore all of His creations. Sadly, we have all chosen to disobey God, since those perfect, first days when God created the world. We have broken what God made so perfectly. But God has made a way for us to come back to Him. How? By turning away from our sins and trusting in Jesus as our Savior. God will forgive our sins and make us His people. He will restore the friendship He made us to have with Him. Ask God to help you. He loves to answer this prayer.

Detective Dan's Lesson #2 Listening Assignment:**Our Bible Verse is Genesis 1:26,27, ESV**

"Then God said, 'Let us make man in our own image.' Male and female he created them. "Then God said, "Let us make man in our image, after our likeness.'... So God created man in his own image, in the image of God he created him; male and female he created them."

I need to know:

1. How did God make man (people) in His own image? He gave them a living spirit to know and love Him and each other. He made them able to see His goodness and beauty in all of His creations.

2. How did God make people in a way that was different from all the other earthly creatures?

None of the other creatures could know and love Him the same way because they did not have this special spirit.

For You and Me:

People are God's most special creation. God created them to know Him and love Him and enjoy Him. He created them with a special heart to know and love Him, and to see and enjoy His goodness as they lived in His creation. Sadly, we have all chosen to disobey God, since those perfect, first days when God created the

world. We have broken what God made so perfectly. But God has made a way for us to come back to Him. How? By turning away from our sins and trusting in Jesus as our Savior. God will forgive our sins and make us His people. He will restore the friendship He made us to have with Him. Ask God to help you. He loves to answer this prayer.

Detective Dan's Lesson #3 Listening Assignment:

I found six clues, but two of them are **NOT** in the story. They are: a bunny; a horse; a doctor; a rib; a special heart; and, a magic hat.

Hold each of them up for the children to see as you identify them.

I need to know:

1. Which four belong in the story and which two don't? The bunny, the fish, the rib, and the special heart belong.

2. Who did God create with a special ability to praise Him, know Him and love Him? People.

For You and Me:

People are God's most special creation. God created us with a spirit, so we can know Him, love Him, and enjoy Him. And, so we see and enjoy His goodness, as we enjoy and explore all of His creations. Sadly, we have all chosen to disobey God, since those perfect, first days when God created the world. We have broken what God made so perfectly. But God has made a way for us to come back to Him. How? By turning away from our sins and trusting in Jesus as our Savior. God will forgive our sins and make us His people. He will restore the friendship He made us to have with Him. Ask God to help you. He loves to answer this prayer.

The Gospel (story wrap-up if NOT using Listening Assignments)**Our Bible Truth is:****Can You Tell Me What God Made?****God Made All Things Good..****God Made People in a Special Way!**

God made everything just right in the beginning. God gave people a heart to know and love Him and see how wonderful He is as they looked at all He made. How very, very sad it is that people chose to turn away from God and disobey Him and His good ways! When they did, their hearts changed. They did not love or know God in the same, wonderful way anymore. They deserved God's punishment for their sins. But God's plans were not broken, even by our sin!

Even from before the beginning, even when there was only a BIG NOTHING, God knew what would happen and He planned to save sinful people! And so, He did. At just the right time, God sent Jesus, His very own, dear Son, to suffer and die on the cross, taking their punishment for sins. On the third day, Jesus rose from the dead, showing He had beaten sin and death. Now, all who would turn away from their sins and trust in Jesus as their Savior, will be forgiven their sins. God will give them new hearts to know and love Him. And one day, when they die, they will get to live with Him. And that new place where they will live with Him will be even more wonderful than the beautiful heaven and earth God made in the beginning! We can live there with God, too, if we turn away from our sins and trust in Jesus as our Savior. Ask God to help you. He loves to answer this prayer.

Close in prayer.

Closing ACTS Prayer

- A** We praise You, God, for being our Good Creator. You made people, in the beginning.
- C** God, You made people to know and love You with the spirit You gave them. But we all have disobeyed You. We have all chosen to not love You. We have lost the gift of knowing You. We need a Savior!
- T** Thank You, God, for all the wonderful things You made for us to enjoy, like the sun and stars, animals, flowers, snow, oceans, people, and everything else. Thank You most of all, for making us in Your image, so we can know You and see how wonderful You are in everything You have made.
- S** God, work in our hearts. Help us to turn away from disobeying You and trust in Jesus as our own Savior. Help us to know You and love You with the spirit You put inside us. Fill us with Your Holy Spirit, that we might live for You and enjoy You forever.

In Jesus' name we pray, Amen.

Go to Lesson Plan, p.9 for the script to the rest of the lesson.

Deep Down Discussion Sheet

use with all THREE lessons

Use with all
response activities
for deeper learning**P.1***Questions to aid discussion of the key concepts and for use in games*

Be familiar with these questions and answers. Look for opportunities to ask questions and discuss their answers, such as while the children work on their coloring pages, as part of their response games, or during play time. Remember: your goal isn't to ask all these questions or only talk to the children about these things. It is to be deliberate in having good conversations with them, however much or little you have.

BIG QUESTION	Can You Tell Me What God Made? God Made All Things Good!
Meaning	<p>Did you ever wonder where everything in this world came from? All of the plants, animals and insects...the fish and birds...the sun, moon, stars and planets...the tall mountains and the beautiful oceans...the people here around us and the angels up in heaven? Did they just get here on their own? No, they did not! God made them. And when God made them, He made them good—perfect and without sin. He made them just right for His good plan for the world.</p> <p>What was God's good plan for the world? He planned for everything He made to show us what He's like so we could know delight in how wonderful He is.</p>
Discussion Questions	<p><i>choose a few</i></p> <ol style="list-style-type: none"> 1. Can You Tell Me What God Made? <i>God Made All Things Good!</i> 2. Did everything just get here on its own or did someone make them? <i>God made them.</i> 3. What did God make good? <i>Everything He made.</i> 4. Did everything God make come out goofed up or just right for His plans? <i>Just right for His plans.</i> 5. Who does God want us to know more about when we look at what He's made? <i>Himself! God wants us to delight in how wonderful He is.</i> 6. Who can we ask to help us see what God is like in all the good things He's made? <i>God! He delights to help us!</i>
BIBLE TRUTH	God Made All Things Good...God Made People in a Special Way!
Meaning	<p>When God made people, He made them good, just like everything else that He made. But God made them good in a special way—in a way that was DIFFERENT from everything else He created. God gave people a living spirit, a bit like His.</p> <p>It is with this special spirit that all people—even you and I—can enjoy God in a way no other creature can. With our spirit we can look at what God made and see how wonderful He is. With our spirit we can know and love God, and go on knowing and loving Him forever and ever, because this spirit will never die. Everyone who turns away from their sins and trusts in Jesus as their Savior, gets to have special closeness with God in their spirit right now. And one day, they will go to live with Him, loving and knowing Him forever. What an amazing gift God gave us when He made us with a spirit!</p>
Discussion Questions	<p><i>choose a few</i></p> <ol style="list-style-type: none"> 1. Were people good when God made them in the beginning? <i>Yes.</i> 2. What did God make people with that made them different and special from everything else He made? <i>A spirit a bit like His.</i> 3. How long does the spirit live that God puts in people? <i>Forever.</i> 4. What does our spirit help us to see about God when we look at all the things He's made? <i>How wonderful He is.</i> 5. Who can we know and love with our spirit? <i>God.</i> 6. Who is the most wonderful person we can know? <i>God.</i> 7. How can we know God? <i>By turning away from our sins and trusting in Jesus as our Savior.</i>

Deep Down Discussion Sheet

use with all THREE lessons

P.2*Questions to aid discussion of the key concepts and for use in games*

THE GOSPEL	What is God's good news for you and me? <i>The gospel! Can you tell me what God made? God made all things good...He made people in a special way. How wonderful life was in the beginning for Adam and Eve! They had such wonderful closeness with God! But it did not stay that way! You see, we all have sinful hearts that have chosen to disobey God and His good ways. This has spoiled God's good world...and worse of all, now we all deserve God's fair punishment for our sins! How sad! But God is so rich in mercy! He sent His Son, Jesus, to suffer and die on the cross and take the punishment for all who turn away from their sins and trust in Him as their Savior. Jesus rose from the dead on Day Three, proving He had beaten sin and death for them. Now, all who turn away from their sins and trust in Jesus as their Savior will be forgiven. God will make them His special people, knowing Him in their hearts now, and one day, getting to live with Him forever in heaven.</i>
BIBLE TRUTH BIBLE VERSE	"Then God said, 'Let us make man in our own image.' Male and female he created them. "Then God said, "Let us make man in our image, after our likeness... So God created man in his own image, in the image of God he created him; male and female he created them." --Genesis 1:26,27, ESV
Meaning	Learn a Little: God created man in his own image... male and female he created them." Man, male and female: those are all words for men and women, boys and girls. The Bible tells us that God made people in the beginning. He made them in His image. That means that they reflect Him in a very special way. Of all the earthly creatures, they alone were created with a spirit, like God's Spirit, that can know and love God. God created people to be able to see God's glory in everything He made. And, He created them to care for the world He created as caretakers under Him.
Discussion Questions	<ol style="list-style-type: none"> 1. How many kinds of people did God make? <i>Two: male and female--man and woman.</i> 2. In whose image did God make man (people)? <i>In His image.</i> 3. What does it mean that people are made in God's image? <i>He made them to reflect Him (show what He's like) in a very special way.</i> 4. What did God give people that makes them such a special reflection of Him? <i>He gave them a spirit.</i> 5. What is the spirit like that God gave to people? <i>It never dies. It can know and love Him. It can see how everything else God created reflects Him.</i> 6. What job did God give people? <i>To be caretakers under Him of all that He created.</i>
BIBLE STORY	The Case of the Clay Creation <i>choose a few</i>
Discussion Questions	<ol style="list-style-type: none"> 1. Who did God create last of all His creations? <i>People.</i> 2. What special thing did God give Adam and Eve that He didn't give any other of His creations? <i>A spirit.</i> 3. What could Adam and Eve do with their spirits? <i>They could know and love God. They could look at all the wonderful things God made and see what God was like.</i> 4. Who did God bring to Adam to look for a special friend? <i>All the animals.</i> 5. What did Adam give names to? <i>All the animals.</i> 6. Did Adam choose any of the animals to be his special friend? <i>No.</i> 7. What did God take from Adam when He put Adam into a deep sleep? <i>A rib.</i> 8. Who did God make from the rib? <i>Eve.</i> 9. What did Adam think about Eve? <i>Here's the special friend that he was looking for. Here's someone like him with a spirit, yet different in a beautiful way.</i> 10. What jobs did God give Adam and Eve? <i>To take care of the garden and the animals. To have children and to rule over the whole earth.</i> 11. How can we know and love God now? <i>By turning from our sins and trusting in Jesus as our Savior.</i>