

# Hide 'n' Seek Kids

Unit 7

Curriculum:  
The Law-Giving  
God



## Session Prep (especially good for newbies!)

**Pray!** NOTE: Most 2 & 3 year olds do best simply learning the Big Question & Answer, a simple version of the Bible story, and maybe the Bible Verse. Use other activities, as time and attention span allow. Your session prep need only include what you use.



Pray for the Holy Spirit to be at work in your heart and the children's hearts.

## Review



If new to the curriculum, look at the **Getting Started with Hide 'n' Seek Kids section of this book** (p.5) It will be especially helpful to read through the Hide 'n' Seek Kids section of **The Praise Factory Tour: Extended Version Book**. This is a visual way to understand what goes on in the classroom. (A pdf of the book is found in the samples section on the website.)

## Look through and Learn the Lesson



Read over **lesson plan**. Practice any **songs or action rhymes** you are using. Choose/make up motions to go with these. Choose less with younger children and more with older preschoolers. **Practice the lesson with the visual aids** and using the Big Question Box/Briefcase.

## Read and Rehearse the Bible Story with Pictures



Read the Bible story from the Bible. Read the curriculum version. Practice telling it with the storyboard pictures. (If you have not previously laminated the story pictures, do that now.) Or, rehearse it from the Simple Story Scenes, if you are using those.

## Let There Be Music



Download the music and listen to the songs. Choose which of the songs you will use with the children. If using live musicians, make sure they have the sheet music (found in Appendix A).

## Put the Props in Place



1. Prepare your Visual Aids. Put the Bible Verse, Listening Assignment, Bible Story in one side of the Bible folder. Keep out the Big Question sign.
2. Get out your storyboard. If using Simple Story Scenes, put these in your Bible Folder. Or, if using the individual storyboard figures, put all background pictures in place (they have a BG by the number). Put the rest of the storyboard pictures (these have a SB by the number) in order of use in the other side of the Bible folder.
3. Put the HSK Bible Folder as well as the Big Question sign in the Big Question Box/Briefcase and shut it. If your box/briefcase has locks and you want to use the unlocking the box as part of your session, lock it now....but make sure you have the key or know the code first.
4. Prepare the music CD or sheet music or mp3 device for use in your session.

## Set Out Free Play Activities



Choose and set up free time activities you will use with the children. Choose a variety of different activities that will be enjoyed by different types of children. Rotate the activities you provide to keep them interesting and fresh to your children. (Suggestions in Appendix D, Core Curriculum books.)

## Prepare Any Activities



Choose which (if any) of the unit games and crafts activities you want to use in the session. Bear in mind your time frame as well as the developmental abilities/attention span of your children as you decide what/how many to prepare. **Look over the Discussion Sheet** and choose a few questions you might use to spark discussion with the children as they do their activities (especially good for ages 3's+). Pray for God to give you opportunities to talk about these things with the children.

## Let Them Take It with Them



Make copies of the craft/take home sheets, if you are not already using them as one of your activities. You may also want to make copies of the story (see take-home version of each story included in Appendix C with the other take home resources) to have for parents to use with their children at home. There's a link on each craft/take home sheet to the story, if you don't make hard copies.

## Store It



After your session is over, collect the resources and store them for future use. This curriculum can be used over and over for years to come.

## Unit 7 Overview of Key Concepts

### UNIT 7: The Law Giving God

**Unit Big Question (and Answer):** "What Are God's Laws Like? God's Laws Are Perfect!"

#### Meaning:

A law is a big rule made by someone in charge. God is our Maker. He is in charge of everyone in the whole world. He has given us His laws to live by.

God is good and loving, wise and fair. He is perfect! God's laws are just like Him. They are good and loving, wise and fair, too. They are perfect!

God's laws show us the very best way to live. They show us how to love God and love others. They are exactly what we need.

### Unit 7 Bible Verse: Psalm 19:7, ESV

"The law of the LORD is perfect."

#### Meaning:

The laws of the LORD are never, ever wrong. They always tell us the best way to live. They show us how to love God and love others. They are exactly what we need.

### Unit 7 ACTS Prayer

- A** We praise You, God. You are so wise and good! So are the rules You give us to live by!
- C** God, we break all Your good laws. Sometimes we do not obey our parents. Sometimes we lie. Sometimes we want things that belong to others. We do not love You most of all. Please forgive us. We need a Savior!
- T** Thank You, God, for giving us Your good laws. They show us how to love and obey You. Thank You for sending Jesus to save us. We need Him to save us because we all disobey You and break Your laws. How good You are to give Him as our Savior!
- S** God, work in our hearts. Help us to learn Your good laws. Help us to turn away from disobeying You and trust in Jesus as our Savior. You can help us do what we could never do on our own.

In Jesus' name we pray, Amen.

### Unit 7 Story

#### The Case of the Big Voice

*Exodus 19-20, 24*

**Songs Used in Unit 7** *listen to or download songs for free at <https://praisefactory.org>: Hide n Seek Kids Music page*

Big Q & A 7 Song

Big Question 7 Song: What Are God's Laws Like?

Unit 7 Bible Verse Song: The Law of the Lord Psalm 19:7, ESV

*Extra Unit 7 Bible Verse Song: The Law of the Lord Is Perfect Psalm 19:7, ESV*

Unit 7 Hymn: Holy Bible, Book Divine

Unit 7 Praise Song: The Best Book to Read Is the Bible

## Hide 'n' Seek Kids ESV Songs 7 Track Numbers

This is a listing of all songs mentioned in the unit curriculum. You may or may not choose to use all of the songs. They are listed in easy-reference order--NOT in the order used in the curriculum.

You may choose to simply burn a CD/load them onto an mp3 device in this order. Or, you may want to do what we do: choose the songs we want to use and create a play list of them in that order. Then, we burn a CD/upload the play list onto an mp3 device. A teacher only has to click forward to the next song, instead of hunting for the right track. The track number have been included as part of the title of each song, so teachers will still have a reference to the track number listed in the curriculum (same as those listed below), even if you change the order on your customized play list..

### SONGS USED EVERY UNIT OF THE CURRICULUM

- 1 The Classroom Song v.1
- 2 The Classroom Song v.2
- 3 The Classroom Song v.3
- 4 The Classroom Song v.4
- 5 Hide 'n' Seek Kids Theme Song
- 6 The Classroom Rules Song
- 7 Let's Pray Song
- 8 The Big Question Box Song
- 9 The Bible Chant Song
- 10 ACTS Prayer Song (Short Version)
- 11 ACTS Prayer Song (Full Version)

#### Why the Extra Songs?

Hide 'n' Seek Kids is a curriculum used by children of different ages. Sometimes one of the other songs is a better fit for your kids. Or, you may simply want to teach them more songs on the same Bible Truth. Use as many or as few as you want.

### UNIT 7: THE LAW-GIVING GOD

- 12 Big Q & A 7 Song
- 13 Big Question 7 Song: What Are God's Laws Like?
- 14 Unit 7 Bible Verse Song: The Law of the Lord Psalm 19:7, ESV
- 14T\* Unit 7 Bible Verse Song: The Law of the Lord Psalm 19:7, ESV
- 15 Extra Unit 7 Bible Verse Song: The Law of the Lord Is Perfect Psalm 19:7, ESV (full version)
- 16 Extra Unit 7 Bible Verse Song: The Law of the Lord Psalm 19:7, ESV (short version)
- 17 Unit 7 Hymn: Holy Bible, Book Divine
- 18 Unit 7 Praise Song: The Best Book to Read Is the Bible

\*T= Tidbit Very short version of the Bible verse song

listen to or download songs for free at <https://praisefactory.org: Hide n Seek Kids Music page>

**Lesson Plan: Big Question 7**


= follow the stars for a short &amp; simple lesson plan

use with all FIVE lessons

**p.1**
**1. GETTING STARTED** *NOTE: Most 2 & 3 year olds do best simply learning the Big Question & Answer, a simple version of the Bible story, and maybe the Bible Verse. Use other activities, as time and attention span allow.*

|   |  |
|---|--|
| <b>Intake</b><br><b>Activity Ideas</b>  | <b>Choose one of these open-ended activities to include children as they join the class:</b>   |
| <b>Free Play Time</b><br><i>suggestions in Appendix D</i>   | (usually best for 2 year olds)<br>Offer your own or some of the easy-to-make, free play activities suggested in Appendix D.  |
| <b>OR Sing-along Music Time</b><br><i>lyrics and sheet music, Appendix A</i><br><br><i>listen to or download songs for free at <a href="https://praisefactory.org/">https://praisefactory.org/</a>: Hide n Seek Kids Music page</i> | Music from Hide 'n' Seek Kids (HSK) ESV Songs 7:<br>Big Q & A 7 Song <span style="float: right;"><i>HSK ESV Songs 7, track 12</i></span><br>Big Question 7 Song <span style="float: right;"><i>HSK ESV Songs 7, track 13</i></span><br>Unit 7 Bible Verse Song:<br>The Law of the Lord Is Perfect Psalm 19:7, ESV <span style="float: right;"><i>HSK ESV Songs 7, tracks 14, 14T</i></span><br>Extra Unit 7 Bible Verse Song:<br><i>The Law of the Lord Is Perfect Psalm 19:7, ESV (full)</i> <span style="float: right;"><i>HSK ESV Songs 7, track 15</i></span><br>Extra Unit 7 Bible Verse Song:<br><i>The Law of the Lord Psalm 19:7, ESV (short)</i> <span style="float: right;"><i>HSK ESV Songs 7, track 16</i></span><br>Unit 7 Hymn:<br>Holy Bible, Book Divine <span style="float: right;"><i>HSK ESV Songs 7, track 17</i></span><br>Unit 7 Praise Song:<br>The Best Book to Read Is the Bible <span style="float: right;"><i>HSK ESV Songs 7, track 18</i></span><br><br><i>Add more fun to Sing-along Music Time by adding a Music, Movement &amp; Memory Activity. These activities are listed on p. 8 of this lesson plan with the Response Activities. Instructions found in Appendix B.</i> |
| <b>OR Bible Verse Memory Game</b><br><i>instructions found in Appendix B</i>  | Lesson 1 Game: Loud and Soft, Big and Little<br>Lesson 2 Game: Roll 'n' Toss<br>Lesson 3 Game: Duck, Duck, Goose<br>Lesson 4 Game: Detective Mission Madness Practice<br>Lesson 5 Game: Block Clapping<br><br><i>These activities are also included on p.8 of this lesson plan with the Response Activities.</i>   |
| <b>2. OPENING CIRCLE TIME</b> <i>(introduce the Bible Truth and tell the related Bible story)</i>   |  |
| <b>Gathering the Children</b><br><i>lyrics and sheet music, Appendix A</i>  | Sing verse 1 of <i>The Classroom Song</i> to gather the children for Circle Time.<br><br><b>The Classroom Song, verse 1</b> <span style="float: right;"><i>HSK ESV Songs 7, track 1</i></span><br>Let's gather together to worship God,<br>Let's gather together to worship God,<br>Let's gather together to worship God,<br>Come gather here with me!   |
| <b>Welcome to Hide 'n' Seek Kids!</b>   | "Welcome to Hide 'n' Seek Kids! We're so glad you've joined us! We're here to seek God and learn His Word and Hide it in our heart so that it will always be with us. And we're here to Hide His Word, the Bible, in our hearts. We ask big questions about God and dig deep down in the truths of God's Word to find them."   |

# Lesson Plan: Big Question 3

use with all FIVE lessons

p.2

## 2. OPENING CIRCLE TIME, continued

★ = short & simple lesson plan

|  |  |
|--|--|
| <p><b>Hide 'n' Seek Kids Theme Song</b></p> <p><i>lyrics and sheet music, Appendix A</i></p> | <p>"Let's sing our Hide 'n' Seek Kids theme song."</p> <p>★ <b>Hide 'n' Seek Kids Theme Song</b> <i>HSK EBV Songs 3, track 5</i></p> <p>Come along, we're gonna Hide 'n' seek!<br/>         Hide God's Word in our heart and Him, we'll seek,<br/>         God loves to show us the truths of His Word,<br/>         That we might know Him<br/>         and live out what we've learned.</p>  |
| <p><b>Classroom Rules Song</b></p> <p><i>lyrics and sheet music, Appendix A</i></p>          | <p>There are two very important things that Hide 'n' Seek Kids do together: we worship God and we love one another. Our Classroom Rules Song reminds us how we should act. Let's sing it."</p> <p><b>Classroom Rules Song</b> <i>HSK EBV Songs 3, track 6</i></p> <p>Shh, be quiet while someone is talking,<br/>         Raise your hand, if you have something to say,<br/>         Don't touch your friend, sitting beside you,<br/>         Obey your teachers, Be kind as you play.<br/>         These are our classroom rules,<br/>         These are our classroom rules,<br/>         They help us worship God and love one another,<br/>         These are our classroom rules.</p> |
| <p><b>Opening Prayer Time</b></p> <p><i>lyrics and sheet music, Appendix A</i></p>           | <p>"Children, we need God's help to keep these rules. Let's ask Him to help us right now. Let's get ready and pray."</p> <p><b>Let's Pray</b> <i>HSK EBV Songs 3, track 7</i></p> <p>1-2-3!<br/>         Fold your hands,<br/>         Bow your head,<br/>         Close your eyes.<br/>         Let's pray! (repeat)</p> <p>"Let's pray:"</p> <p>★ <b>Opening Prayer</b></p> <p>Dear Lord,<br/>         We're so glad to get to gather together to worship You!<br/>         Please help us keep the classroom rules.<br/>         Please help us to love You and learn about You today.<br/>         In Jesus' name we pray. Amen.</p>   |



# Lesson Plan: Big Question 3

use with all FIVE lessons

p.3

## 2. OPENING CIRCLE TIME, continued

★ = short & simple lesson plan

### Reveal the Big Question

### Introduce the Big Question Box/Briefcase

lyrics and sheet music,  
Appendix A

"It's time to get down to business, Hide 'n' Seek kids! Let's see what our Big Question for today is. It's right inside our Big Question Box/ Briefcase."

### The Big Question Box Song

HSK ESV Songs 7, track 8

We've got a big box,  
All closed up and locked,  
Filled with the truths of God's Word.

We've got a brief case,  
There's no time to waste,  
Come on, kids, let's open it up!

### The Big Question under Investigation

VISUAL take out  
AID



of BQB

Big Question &  
Answer Sign, front side

\*found in the HSK Vol. 2  
Visual Aids, ESV Book

Ok, who would like to open it up for me and pull out the Big Question?"

Choose a child to open the box/briefcase, take out the Big Question and hand it to you. Then hold up the Big Question sign for all the children to see, and say:

★ The Big Question we are investigating today is Big Question Number 7:

### What Are God's Laws Like?

and the Answer is:

**God's Laws Are Perfect!**

### Big Question Meaning

★ A law is a big rule made by someone in charge. God is our Maker. He is in charge of everyone in the whole world. He has given us His laws to live by.

God is good and loving, wise and fair. He is perfect! God's laws are just like Him. They are good and loving, wise and fair, too. They are perfect!

God's laws show us the very best way to live. They show us how to love God and love others. They are exactly what we need.

### Big Question Songs

"Let's sing our Big Question Song:

### Big Q & A 7 Song

lyrics and sheet music,  
Appendix A

### ★ Big Q & A 7 Song

HSK ESV Songs 7, track 12

(adapted version of "The Farmer in the Dell")

What are God's laws like?  
What are God's laws like?  
What are God's laws like?  
God's laws are perfect!

# Lesson Plan: Big Question 7

use with all FIVE lessons

p.4

## 2. OPENING CIRCLE TIME, continued

★ = short & simple lesson plan

|   |  |  |
|---|--|--|
| <p><b>Learning about the Big Question</b></p>   | <p>★ Repeat the Big Question and Answer again:<br/> <b>"What Are God's Laws Like? God's Laws Are Perfect!"</b></p> <p>Say: "Hmmm, I wonder what that means... Let's do our action rhyme/sing our song that explains it."</p> <p>Then do the action rhyme or sing the song using any of the optional motions suggested, if desired.</p>   |  |
| <p><b>Big Question Action Rhyme</b></p>   | <p><b>Big Question 7 Action Rhyme</b></p> <p>God's laws are God's big, big rules<br/> for everyone to obey.<br/> They tell me how to love God most,<br/> In how I live each day.</p> <p>They tell me how to love you, too,<br/> In all the things I say and do.<br/> God's laws are always<br/> good and fair and best.<br/> Let's keep God's big, big rules!</p>  | <p><b>(POSSIBLE ACTIONS)</b></p> <p><i>Point out to everyone</i><br/> <i>Point up to God</i></p> <p><i>Point out to others</i></p> |
| <p><b>Big Question (Action Rhyme) Song</b></p> <p><i>lyrics and sheet music, Appendix A</i></p> | <p>★ <b>Big Question 7 Action Rhyme/ Song</b></p> <p><i>HSK ESV Songs 7, track 13</i></p> <p><b>(POSSIBLE ACTIONS)</b></p> <p><b>Refrain:</b><br/> What are God's laws like?<br/> What are they like?<br/> God's laws are perfect!<br/> God's laws are perfect!<br/> What are God's laws like?<br/> What are they like?<br/> God's laws are like Him,<br/> They are good and just.</p> <p><b>Verse 1</b><br/> God is our Creator,<br/> He's in charge of the whole world.<br/> He gave us laws to live by,<br/> They are written in His Word. <i>Refrain</i></p> <p><b>Verse 2</b><br/> God's laws are the best way,<br/> For us all to live,<br/> God calls us to obey them,<br/> To reflect His righteousness. <i>Refrain</i></p> <p><i>Make question gesture with your arms (arms bent and palms facing upward)</i></p> <p><i>Point up to God</i><br/> <i>Make "Ok" sign with your fingers</i></p> <p><i>Make globe shape with arms</i></p> <p><i>Write with index finger on flat palm of other hand.</i></p> <p><i>Point out to everyone</i></p> |  |



# Lesson Plan: Big Question 7

use with all FIVE lessons

p.5

## 2. OPENING CIRCLE TIME, continued

★ = short & simple lesson plan

### Learning the Bible Verse

### The Bible Chant Song

lyrics and sheet music,  
Appendix A

★ "And how do I know this is true? God tells me so in His special book, the Bible."

Say or sing the Bible Chant Song.

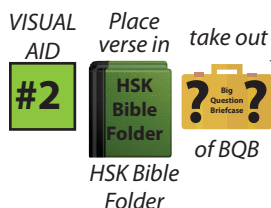
### The Bible Chant Song

HSK ESV Songs 7, track 9

The Bible, the Bible,  
Let's get out the Bible.  
Let's hear what God has to say.  
The Bible, the Bible,  
God's given us the Bible.  
It's His Word for us to learn and obey! Yay!

### The Bible Verse in the HSK Bible Folder

HSK 7 Bible Verse-front side  
(in the HSK Bible folder)



\*found in the HSK Vol. 2  
Visual Aids, ESV Book

"Who would like to get our Bible folder out of the Big Question Briefcase for me?"

Choose a child to open the briefcase, take out the "Bible" folder and hand it to you. Remove the Bible Verse Picture from the "Bible" folder and hold it up for all the children to see, then say:

### ★ Psalm 19:7 ESV

"The law of the LORD is perfect."

### Bible Verse Meaning

HSK 7 Bible Verse-back side

### ★ What does that mean?

The laws of the LORD are never, ever wrong. They always tell us the best way to live. They show us how to love God and love others. They are exactly what we need.

### Bible Verse Song

lyrics and sheet music,  
Appendix A

"We've said our Bible verse, now let's sing it!"

### The Law of the LORD










HSK ESV Songs 7, tracks 14,14T

The law of the LORD is perfect,  
The law of the LORD is perfect,  
The law of the LORD is perfect,  
Psalm Nineteen, seven. (repeat)

You might also enjoy:

The Law of the Lord Is Perfect,  
Psalm 19:7,9,11ESV  
HSK ESV Songs 7, tracks 15,16

lyrics and sheet music,  
Appendix A

| Lesson Plan: Big Question 7  |  | use with all FIVE lessons      | p.6 |
|--|--|--------------------------------|-----|
| 2. OPENING CIRCLE TIME, continued  |  | ★ = short & simple lesson plan |     |
| <b>Getting into the Case</b>   | “Now it’s time to do a bit more deep down investigating. Let’s see what Detective Dan wants us to help him figure out. Would someone like to get it out for me?”   |                                |     |
| <b>Listening Assignments</b><br><br><div>Place in  take out <br/>of BQB</div>  | <b>NOTE: Listening assignments are most suitable for ages 3+. Skip straight to the Bible story (see bottom of this page), if working with 2 year olds.</b><br><br>“Let’s open up our listening assignment and see what we are supposed to figure out today.<br><br><i>Choose a child to take out the Listening Assignment (from the HSK Bible Folder) and hand it to you. Read Detective Dan’s letter to the children that includes the listening assignment. The listening assignments are summarized below:</i>  |                                |     |
| <b>VISUAL AID</b><br><br><i>HSK Vol. 2 Visual Aids, ESV</i>   | <b>Detective Dan’s Lesson #1 Listening Assignment:</b><br>As you listen to the story, see if you can figure out:<br>1. Who had the big voice?<br>2. What did the big voice say?  |                                |     |
| <b>VISUAL AID</b><br><br><i>HSK Vol. 2 Visual Aids, ESV</i>   | <b>Detective Dan’s Lesson #2 Listening Assignment:</b><br>Our Bible verse is Psalm 19:7ESV<br>“The law of the LORD is perfect.”<br><br>As you listen to the story, see if you can figure out:<br>1. How did the LORD give His laws to His people long ago?<br>2. What did the LORD want the people to do with His laws?  |                                |     |
| <b>VISUAL AID</b><br><br><i>*Listening Assignment #3 includes the Assignment Sheet, plus 4 clue pictures*</i><br><i>HSK Vol. 2 Visual Aids, ESV</i>   | <b>Detective Dan’s Lesson #3 Listening Assignment:</b><br>I found four clues, but one of them is NOT in the story.<br>They are: a trumpet; a camel; a idol; and, lightning.<br><i>Hold up each of the four pictures for the children to see as you identify them. Better yet, put them up on your flannelgraph board, off to one side.</i><br><br>I need to know:<br>1. Which three pictures belong in the story and which one does not?<br>2. How were the other three things important in our story?   |                                |     |
| <b>VISUAL AID</b><br><br><i>HSK Vol. 2 Visual Aids, ESV</i>   | <b>Detective Dan’s Lesson #4 Listening Assignment:</b><br>As you listen to the story, see if you can figure out:<br>1. What did the people want to do with God’s laws?<br>2. What did the people need to ask the LORD to do, if they were to obey His laws?  |                                |     |
| <b>VISUAL AID</b><br><br><i>HSK Vol. 2 Visual Aids, ESV</i>   | <b>Detective Dan’s Lesson #5 Listening Assignment:</b><br>As you listen to the story, see if you can figure out:<br>1. What did the people promise the LORD they would do with His perfect laws?<br>2. Did they keep their promise? Who did the LORD need to send them?  |                                |     |
| <b>Tell the Bible Story</b><br><br><div>Place story &amp; pics in  take out <br/>of BQB</div><br><i>HSK 5-8 Visual Aids, ESV Bible Story included in this book, immediately after the Lesson Plan and with the Visual Aids</i> | <div>★ <b>Then say,</b> “Ok, Hide ‘n’ Seekers! Put on your best listening ears and see if you can hear the answers to Detective Dan’s questions. When I finish telling the story, we will see if we can answer all the questions.”</div> <div>★ <b>Bible Story: The Case of the Big Voice</b><br/><i>Exodus 19-20, 24</i><br/><br/><i>Read the Bible Truth story, putting up the storyboard pictures/Story Scenes as you tell it. Then, have the children answer the listening assignment. Present the the gospel and lead in prayer.</i><br/><br/><i>*Answers to questions, the gospel and ACTS prayer are included with the story text.*</i></div> |                                |     |

# Lesson Plan: Big Question 7

use with all FIVE lessons

p.7

## 2. OPENING CIRCLE TIME, continued

★ = short & simple lesson plan

|   |  |   |
|---|--|---|
| <b>Story Response Song(s)</b>                                       | <p>As attention span and time allow, you might want to end with one of the following songs which also tie in with the unit. If desired, use the Music and Movement activity ideas while singing, listed with the Response Activities.</p>  |   |
| <b>Hymn</b><br><br><i>lyrics and sheet music, Appendix A</i>        | <b>Holy Bible, Book Divine</b><br><br><b>Verse 1</b><br>Holy Bible, book divine,<br>Precious treasure, you are mine,<br>You're the only Book divine,<br>Precious treasure, you are mine.   | <b>Verse 2</b><br>Mine, to learn God's holy ways,<br>How He'd have us live each day;<br>Mine, to learn of Jesus Christ,<br>Who died to give eternal life.   |
|   | <b>Tie-in:</b> "What are God's laws like? God's laws are perfect! God's laws are found in the Bible. Only the Bible is God's Word. It is a holy and divine book. That means that it is completely good and true and comes to us perfectly from God. A precious treasure is something that is worth a lot. The Bible is the most precious treasure there is! It is so valuable because it tells us about God and about how we can be saved through Jesus. It tells us how to live to love God and others. God uses it to work powerfully our hearts, to help us know Him, obey Him, and love Him and others." |   |
| <b>Praise Song</b><br><br><i>lyrics and sheet music, Appendix A</i> | <b>Praise Song: The Best Book to Read Is the Bible</b><br><br><b>Verse 1</b><br>The best book to read is the Bible,<br>The best book to read is the Bible,<br>It alone is God's true Word,<br>With the best news ever heard!<br>Yes! The best book to read is the Bible.   | <b>Verse 2</b><br>The best book to read is the Bible,<br>The best book to read is the Bible,<br>If you read it ev'ry day,<br>God will teach you His ways.<br>Yes! The best book to read is the Bible. |
|   | <b>Tie-in:</b> "Children, God's big rules are written down in the Bible for us to learn and obey. It's the only book that has God's words in it. That makes the Bible the very best book to read! Let's sing about it!"  |   |

## 3. TAKING ACTION: Response Activities (choose from among these activities)

|   |   |                                 |
|---|---|---------------------------------|
| <b>Transition to Activities</b>   | <p>★ Well, Hide 'n' Seek Kids, you've done a great job diggin' deep down for answers in the truths of God's Word. Now it's time to enjoy some activities."</p> <p>★ Tell children what activity/s you are providing for them: either free play or some of the response activities listed below. When you are ready to dismiss them, use this song to help the children transition in an orderly fashion to their next activity.</p> |                                 |
| <b>Classroom Song, verse 2</b><br><br><i>lyrics and sheet music, Appendix A</i> | <p>"Children, let's sing our Time to Play Song. When we are finished you may get up and walk over to our next activity."</p> <p><b>Classroom Song, verse 2</b></p> <p>We've gathered together to worship God,<br/>                     We've gathered together to worship God,<br/>                     And now it's time to play.</p>  | <p>HSK ESV Songs 7, track 2</p> |
|   | <p>Dismiss the children to whatever activities you have prepared for them to do.</p>  |                                 |

# Lesson Plan: Big Question 7

use with all FIVE lessons

p.8

## 3. TAKING ACTION: Response Activities *(choose from among these activities)*

★ = short & simple lesson plan

| Response Activities  | Choose one or more activities appropriate for your children, based on classroom time and developmental needs. <b>Add the Discussion Sheet to any activity for deeper learning.</b> ★   |
|--|--|
| <b>Bible Verse Memory Game</b><br><br><i>game directions, Appendix B</i>               | <p>Though listed with the opening activities, you may choose to use this Bible verse game here instead (or as a repeat).</p> <ul style="list-style-type: none"> <li>• Lesson 1 Game: Loud and Soft, Big and Little</li> <li>• Lesson 2 Game: Roll 'n' Toss</li> <li>• Lesson 3 Game: Duck, Duck, Goose</li> <li>• Lesson 4 Game: Detective Mission Madness Practice</li> <li>• Lesson 5 Game: Block Clapping</li> </ul> <p>Use the Discussion Sheet with these activities for even deeper learning ★</p> <p>Unit<br/>Discussion Questions for Activities<br/>Discussion Questions</p>  |
| <b>Music, Movement &amp; Memory Activity</b><br><br><i>game directions, Appendix B</i> | <p>A music activity that uses the songs from the Bible Truth and Big Question unit.</p> <ul style="list-style-type: none"> <li>• HSK Songs for Unit, plus:</li> <li>• Lesson 1 Activity: Jingle Bell Hands</li> <li>• Lesson 2 Activity: Big Voice, Little Voice</li> <li>• Lesson 3 Activity: Sing, Dance and Fall Down</li> <li>• Lesson 4 Activity: Bottle Shakers</li> <li>• Lesson 5 Activity: March 'n' Say</li> </ul> <p>Use the Discussion Sheet with these activities for even deeper learning ★</p> <p>Unit<br/>Discussion Questions for Activities<br/>Discussion Questions</p>   |
| <b>Bible Story Review Game</b><br><br><i>game directions, Appendix B</i>               | <p>A game that uses the storyboard pictures from the story to review the story.</p> <ul style="list-style-type: none"> <li>• Lesson 1 Game: Who's Inside?</li> <li>• Lesson 2 Game: Look Who's Coming Down the Tracks</li> <li>• Lesson 3 Game: Going Fishing</li> <li>• Lesson 4 Game: Pony Express</li> <li>• Lesson 5 Game: Clothespin Line Up and Drop</li> </ul> <p>Use the Discussion Sheet with these activities for even deeper learning ★</p> <p>Unit<br/>Discussion Questions for Activities<br/>Discussion Questions</p>  |
| <b>Coloring Pages/ Take Home Sheets</b><br><br><i>in Appendix C</i>                    | <p>A coloring page related to the lesson assignment questions is provided for each lesson. On the back of each are the key concepts, a few questions and a song for parents to use with their children. (If desired, include a copy of the Bible story with the Take Home Sheet.)</p> <p>NOTE: Upgrade your coloring sheet to a more interesting craft by offering simple embellishments, such as jiggly eyes, craft sand, glitter, glitter glue, colored paper dots (made with a hole punch), fabric scraps, etc. Make cut-to-size glued-on clothes, hair, etc for characters by using a copy of the coloring sheet, cutting out the selected portions and making them the patterns for whatever you want to cut out of fabric, paper, foil, etc.</p> <p>★</p> <ul style="list-style-type: none"> <li>• Lesson 1 Coloring Sheet Emphasis: Bible Truth</li> <li>• Lesson 2 Coloring Sheet Emphasis: Bible Verse</li> <li>• Lesson 3 Coloring Sheet Emphasis: Bible Truth</li> <li>• Lesson 4 Coloring Sheet Emphasis: ACTS Prayer</li> <li>• Lesson 5 Coloring Sheet Emphasis: The Gospel</li> </ul> <p>Use the Discussion Sheet with these activities for even deeper learning ★</p> <p>Unit<br/>Discussion Questions for Activities<br/>Discussion Questions</p> |
| <b>Extra Crafts: Big Question Craft</b><br><br><i>in Appendix C</i>                    | <p><b>These crafts are slightly more complex than the coloring sheets:</b></p> <p><b>The Big Question Craft</b> is a color, glue and stick craft of the Big Question and Answer.</p> <p>Use the Discussion Sheet with these activities for even deeper learning ★</p> <p>Unit<br/>Discussion Questions for Activities<br/>Discussion Questions</p>   |
| <b>Bible Verse Craft</b><br><br><i>in Appendix C</i>                                   | <p><b>The Bible Verse Craft</b> is a craft that gives the Bible verse and explains it, also involving gluing and sticking and a few other, simple craft supplies.</p> <p>Discussion Questions</p>  |
| <b>Bible Story Puzzle</b><br><br><i>in Appendix C</i>                                  | <p>The <b>Storyboard Picture Placement Page</b> has been made into a puzzle that can be cut out and re-assembled by the children. This provides a nice summary of the story.</p>   |
| <b>Free Play Activities</b><br><br><i>ideas in Appendix D</i>                          | <p>★ Offer your own or some of the easy-to-make, free play activities suggested in Appendix D.</p>   |

# Lesson Plan: Big Question 7

use with all FIVE lessons

p.9

## 4. CLOSING CIRCLE TIME *(End-of-session activities for the last 5-10 minutes of class time)*

★ = short & simple lesson plan

|  |   |
|--|---|
| <p><b>Transition to Closing Circle</b></p> <p><b>Classroom Song, verse 3</b></p> <p><i>lyrics and sheet music, Appendix A</i></p>  | <p><i>Use this song to help the children transition in an orderly fashion. Sing the song, then ask the children to gather with you for Closing Circle Time.</i></p> <p><b>Classroom Song, verse 3</b> <span style="float: right;"><i>HSK ESV Songs 7, track 3</i></span></p> <p>It's time to get ready to go and tell,<br/>It's time to get ready to go and tell,<br/>Come gather here with me.</p>   |
| <p><b>Closing Circle Time</b></p> <p><b>Classroom Song, verse 4</b></p> <p><i>lyrics and sheet music, Appendix A</i></p>   | <p><i>When children are settled in the circle, say:</i></p> <p>"It is almost time for your parents to come pick you up. And do you know what that means? It means.... (draw this out to build anticipation and excitement)...that it's almost time to go home and....it's almost time to...Go and Tell! We have learned some big news about God today. God wants us to take and tell it to the whole world!"</p> <p><b>Classroom Song, verse 4</b> <span style="float: right;"><i>HSK ESV Songs 7, track 4</i></span></p> <p>So what's our big news to go and tell,<br/>So what's our big news to go and tell,<br/>Can you tell me now?</p> |
| <p><b>Big News to Tell</b></p> <p><b>Big Question 7</b></p> <p><i>VISUAL AID</i></p> <div data-bbox="253 1016 323 1087" style="border: 1px solid black; background-color: #90EE90; padding: 5px; text-align: center; width: 40px; margin: 10px auto;">#1</div> <p><i>*found in the HSK Vol. 2 Visual Aids, ESV Book</i></p> <p><i>lyrics and sheet music, Appendix A</i></p> | <p>"Let's see....there's so much big news to tell! There's so much we've learned!</p> <p>Can you tell me the answer to our <b>Big Question: "What Are God's Laws Like?"</b> <i>(Show them the Big Question and Answer picture.)</i></p> <p>Say the answer with me:<br/><b>"God's Laws Are Perfect!"</b></p> <p><i>(If desired, you can sing the Big Q &amp; A Song.)</i> <span style="float: right;"><i>HSK ESV Songs 7, track 12</i></span></p>  |
| <p><b>Big Question 7 Bible Verse</b></p> <p><i>VISUAL AID</i></p> <div data-bbox="253 1499 323 1570" style="border: 1px solid black; background-color: #90EE90; padding: 5px; text-align: center; width: 40px; margin: 10px auto;">#2</div> <p><i>*found in the HSK Vol. 2 Visual Aids, ESV Book</i></p> <p><i>lyrics and sheet music, Appendix A</i></p>                    | <p>"And how do I know this is true? Can you tell me?</p> <p>Say it with me: <b>"The Bible tells me so!"</b></p> <p>That's right!</p> <p>We learned: <b>Psalm 19:7:</b><br/>"The law of the LORD is perfect."<br/><i>(Show them the Bible Verse picture.)</i></p> <p>"The laws of the LORD are never, ever wrong. They always tell us the best way to live. They show us how to love God and love others. They are exactly what we need."</p> <p><i>(If desired, you can sing the Bible verse song.)</i> <span style="float: right;"><i>HSK ESV Songs 7, tracks 14, 14T</i></span></p>   |

# Lesson Plan: Big Question 7

use with all FIVE lessons

p.8

## 4. CLOSING CIRCLE TIME, continued

★ = short & simple lesson plan

|   |  |
|---|--|
| <p><b>Closing ACTS Prayer Time</b></p> <p><b>ACTS Prayer Chant</b></p> <p><i>lyrics and sheet music, Appendix A</i></p> | <p><i>Let's ask God to help us to remember this and even tell others this good news. Let's get ready and pray our ACTS prayer.</i></p> <p><i>And what does ACTS mean? Let's sing/say our ACTS Prayer Chant!</i></p> <p><b>ACTS Prayer Chant Song</b> <span style="float: right;"><i>HSK ESV Songs 7, tracks 10,11</i></span></p> <p>A, Adoration: God, we praise You!<br/> C, Confession: Forgive us our sins.      That's the ACTS prayer, my friend,<br/> T, Thanksgiving: Thank You for Jesus,      Bow head, Close your eyes, Shhh,<br/> S, Supplication: Help us to live like Him.      Let's begin!</p>  |
| <p><b>Closing ACTS Prayer</b></p>   | <p>"Let's pray!"</p> <p><i>Lead the children in the ACTS prayer for this unit.</i></p> <p><b>A</b> We praise You, God. You are so wise and good! So are the rules You give us to live by!</p> <p><b>C</b> God, we break all Your good laws. Sometimes we do not obey our parents. Sometimes we lie. Sometimes we want things that belong to others. We do not love You most of all. Please forgive us. We need a Savior!</p> <p><b>T</b> Thank You, God, for giving us Your good laws. They show us how to love and obey You. Thank You for sending Jesus to save us. We need Him to save us because we all disobey You and break Your laws. How good You are to give Him as our Savior!</p> <p><b>S</b> God, work in our hearts. Help us to learn Your good laws. Help us to turn away from disobeying You and trust in Jesus as our Savior. You can help us do what we could never do on our own.</p> <p>In Jesus' name we pray. Amen.</p> |

## 5. TAKING IT HOME (Take Home Sheet)

|  |  |
|--|--|
| <p><b>Clean up and Dismissal</b></p>                                       | <p>★ "Now it's time to work together and clean up."<br/> <i>Have the children join you in cleaning up the room.</i></p>  |
| <p><b>Coloring Pages/ Take Home Sheets</b></p> <p><i>in Appendix C</i></p> | <p>★ <i>Give out the craft/take home sheet and any other papers from the session, as you dismiss children from class.</i></p> <p><i>(Reminder: The back side of the coloring page is the take home sheet for each lesson.)</i></p>                                 |
| <p><b>Bible Story to Take-Home</b></p> <p><i>in Appendix C</i></p>         | <p>You may also want to include a copy of the story along with the take home sheet. (However, each coloring sheet/take home sheet includes a note to parents telling them where they can download the story from the Parent Resources section on the website.)</p> |



# Big Question 7 Bible Story

use with all FIVE lessons

Place  
story in

take out

p.l

## The Case of the Big Voice

Exodus 19-20, 24



of BQB

### Story-telling Tips

Ahead of time:

1. Read the Bible verses and story. Pray!
2. Choose story action cues and/or prepare storyboard pictures, if using. (Included in Visual Aids book)
3. Practice telling story with the pictures, timing your presentation. Shorten, if necessary to fit your allotted time.

During your presentation:

1. Maintain as much eye contact as possible as you tell the story.
2. Put up storyboard figures/add story action cues as you tell the story. Allow the children to help you put them on the board, if desired.
3. Include the children in your story with a few questions about what they think will happen or words/concepts that might be new to them.
4. Watch the kids for signs that their attention span has been reached. Shorten, if necessary.

## INTRODUCTION/ LISTENING ASSIGNMENTS

**“Our story is called: The Case of the Big Voice. Here is your listening assignment... ”**

*Read from Detective Dan’s Listening Assignment signs, but questions are summarized below:*

### **Detective Dan’s Lesson #1 Listening Assignment:**

As you listen to the story, see if you can figure out:

1. Who had the big voice?
2. What did the big voice say?

### **Detective Dan’s Lesson #2 Listening Assignment:**

Our Bible verse is Psalm 19:7: Our Bible verse is Psalm 19:7: “The law of the LORD is perfect.”

As you listen to the story, see if you can figure out:

1. How did the LORD give His laws to His people long ago?
2. What did the LORD want the people to do with His laws?

### **Detective Dan’s Lesson #3 Listening Assignment:**

I found four clues, but one of them is NOT in the story.

They are: a trumpet; a camel; a idol; and, lightning.

Hold up each of the four pictures for the children to see as you identify them. Better yet, put them up on your flannelgraph board, off to one side.

I need to know:

1. Which three pictures belong in the story and which one does not?
2. How were the other three things important in our story?

### **Detective Dan’s Lesson #4 Listening Assignment:**

As you listen to the story, see if you can figure out:

1. What did the people want to do with God’s laws?
2. What did the people need to ask the LORD to do, if they were to obey His laws?

### **Detective Dan’s Lesson #5 Listening Assignment:**

As you listen to the story, see if you can figure out:

1. What did the people promise the LORD they would do with His perfect laws?
2. Did they keep their promise? Who did the LORD need to send them?

### **Read the questions, THEN SAY,**

“Ok, Hide ‘n’ Seekers! Put on your best listening ears and see if you can hear the answers to Detective Dan’s questions. When I finish telling the story, we will see if we can answer all the questions.”

# Big Question 7 Bible Story

use with all FIVE lessons

p.2

## "The Case of the Big Voice" Exodus 19-20, 24

*Story with lines separating paragraphs (text in bold, optional interaction cues in italics)*

**"Get ready! God is coming to meet with you at the big mountain," Moses told the people. "He is giving you His laws. He wants you to be His people," he said.**

*Can you stretch your arms up high and touch your fingers together to make the shape of a big mountain?*

**"Yay! Yay!" the people said. "We will get ready!"**

*Say, "Yay" with the people!*

**The people got ready. They put stones all around the bottom of the big mountain. No one was to go up on it. They washed themselves; and then, they went to the bottom of the big mountain and waited.**

*When we wait, we sit quietly and very still. Can you do that?*

**When would the LORD come? How would they know when He was there? They were about to find out. They looked up and what did they see?**

*What do you think they saw?*

**A great, blazing fire began to cover the big mountain! Thick clouds of grey smoke filled the air!**

*Can you wiggle your fingers like the flames of a fire?*

**There was bright, crashing lightning and loud, earth-shaking thunder.**

*Let's make crashing lightning with our arms! Stick out your pointer fingers and push arms out quickly, and make a pretend thunder sound.*

**And a trumpet blasted out louder and louder and louder! The LORD was coming!**

**Then the people heard it! A big, big, BIG voice! It was the voice of God, Himself!**

*What do you think God would say to them?*

**"I am the LORD your God. I want you to be My special people," He told them. "Here are My Ten, Big Rules for you to live by:**

**1. Love Me most of all. 2. Worship only Me. Don't worship fake gods. 3. Love Me by how you talk about Me and how you live.**

*Put your hand over your heart.*

**4. Have a special day each week to rest and to worship Me. 5. Love and obey your mommy and daddy. 6. Don't murder people. 7. Keep your promise to love only your own husband/wife. 8. Don't take other people's things. 9. Don't lie. 10. Be happy with what I give you: your husband, your wife, your things and your life! Don't be greedy for what others have." the LORD said.**

# Big Question 7 Bible Story

use with all FIVE lessons

p.3

*Story with lines separating paragraphs (text in bold, optional interaction cues in italics)*

**These were the Ten, Big Rules the LORD gave the people that day.**

*Can you show me 10 fingers?*

**The people saw the thick, grey smoke and the great, blazing fire, and the bright, crashing lightning. They heard the loud, earth-shaking thunder and the loud, blasting trumpet.**

**They listened to God's big, big, BIG voice as He gave them His Ten, Big Rules... and they were TERRIFIED! They moved back from the mountain and trembled with fear!**

*Can you show me a very scared face? Can you shake your body like you were trembling from being so scared?*

**How amazing was the LORD! He was so great! He was so good! He was the one, true, living God! The people could see that!**

**And oh, how very different they were from Him! They weren't great like He was! They were just people... little, weak people! And they weren't good like Him, either. They had sin in their heart. They disobeyed God and His good ways.**

**No, they weren't like the LORD at all! No wonder they were so scared that day as they stood before Him and heard His voice!**

**Moses went to the people and said, "Don't be afraid. God wants you to be His people," he told them.**

**"God showed you how good and mighty He is, so you will want to obey His Big Rules. He doesn't want to hurt you," Moses comforted them. "He wants to love you and do good to you."**

*Why did God show the people how good and might He was? Just to scare them? No! To help them love and obey Him, for their own good!*

**So the LORD and the people made big promises to each other. "I will be Your God," the LORD promised the people. "Live as My people and I will love you and take care of you always," He told them.**

**"Yes, LORD, we will be Your people," the people promised Him. "We will love You and trust You. We will obey these wonderful Big Rules You have given us."**

*What did the people say? Can you say it, too? "We will obey God's big rules! We will be His people!"*

**Then everyone celebrated! How happy it was to be loved by God! How good it was to have His laws to live by!**

| Big Question 7 Bible Story   | use with all FIVE lessons | p.4  |
|--|---------------------------|--|
| <p><b>Cracking the Case:</b> (story wrap-up for Listening Assignments)</p> <p>It's time to see how we did with our Listening Assignment.</p> <p><b>Detective Dan's Lesson #1 Listening Assignment:</b><br/>As you listen to the story, see if you can figure out:<br/> <b>1. Who had the big voice?</b> The LORD did.<br/> <b>2. What did the big voice say?</b> He gave the people His Ten, Big Rules to live by.</p> <p><b>For You and Me:</b><br/>The LORD gave the people His good rules to live by. God promised to care for the people and the people promised to obey His good rules. But the sad truth is they didn't keep their promise! Did this mean God stopped taking care of them? No, it did not! God would His Son, Jesus, to save all who turned away from their sins and would trust in Him as their Savior. How kind is the LORD! The LORD will forgive our sins and save us, too, when we turn away from our sins and trust in Jesus as our Savior. Ask Him to help you! He loves to!</p> <p><b>Detective Dan's Lesson #2 Listening Assignment:</b><br/>Our Bible verse is Psalm 19:7: "The law of the LORD is perfect."<br/>As you listen to the story, see if you can figure out:<br/> <b>1. How did the LORD give His laws to His people long ago?</b> He spoke them out loud in a big voice.<br/> <b>2. What did the LORD want the people to do with His laws?</b> He wanted them to obey them.</p> <p><b>For You and Me:</b><br/>The people wanted to obey the LORD's good rules; but sadly, they disobeyed them all. We are the same way. We might want to obey God's laws--and sometimes we do. But too many times, we don't. God sent His Son, Jesus, to save His people from their sins. He would rescue them, even though they had broken their promise to obey Him. How kind is the LORD! God will forgive our sins, too, and save us through Jesus, when we confess our sins to Him and trust in Jesus as our Savior.</p> <p><b>Detective Dan's Lesson #3 Listening Assignment:</b><br/>I found four clues, but one of them is NOT in the story. They are: a trumpet; a camel; a idol; and, lightning.<br/> <b>1. Which of the three pictures belong in the story and which one does not?</b> The camel does not.<br/> <b>2. How were the other three things important in our story?</b> The people saw big flashes of lightning and heard the sound of a trumpet as the LORD came to give them His Ten, Big Rules. He told them not to worship any idols. They were to worship Him only. The people promised to Him they would.</p> |                           | <p><b>For You and Me:</b><br/>The people promised the LORD that they would worship only Him, and would keep all of His good laws. Sadly, they broke their promise and disobeyed all His laws. But the LORD was still so kind to them. He would rescue them, even though they had broken their promise to obey Him. He promised to send His Son, Jesus, to save them from their sins, if they would turn away from their sins and trust in Jesus as their Savior. This promise is for us, too. God will forgive our sins and save us through Jesus, when turn away from our sins and trust in Jesus as our Savior.</p> <p><b>Detective Dan's Lesson #4 Listening Assignment:</b><br/>As you listen to the story, see if you can figure out:<br/> <b>1. What did the people want to do with God's laws?</b> <i>They wanted to always obey them.</i><br/> <b>2. What did the people need to ask the LORD to do, if they were to obey His laws?</b> They needed to ask the LORD to help them keep His laws. And, they needed to ask Him to forgive them when they disobeyed them. They needed Him to give them a Savior to save them from their sins.</p> <p><b>For You and Me:</b><br/>We are like God's people, long ago. We may want to keep God's good rules, but we do not. We need to ask God to help us to obey His good rules. We need to ask Him to forgive us when we disobey them. And most of all, we need to ask Jesus to be our Savior and save us from our sins. He loves to answer this prayer!</p> <p><b>Detective Dan's Lesson #5 Listening Assignment:</b><br/>As you listen to the story, see if you can figure out:<br/> <b>1. What did the people promise the LORD they would do with His perfect laws?</b> Obey them.<br/> <b>2. Did they keep their promise? Who did the LORD need to send them?</b> No, they didn't. A Savior.</p> <p><b>For You and Me:</b><br/>The people promised to obey the LORD's good laws, but they broke them all. But the LORD was still so kind to them. He would rescue them, even though they had broken their promise to obey Him. He promised to send His Son, Jesus, to save them from their sins, if they would turn away from their sins and trust in Jesus as their Savior. This promise is for us, too. God will forgive our sins and save us through Jesus, when turn away from our sins and trust in Jesus as our Savior.</p> |

# Big Question 7 Bible Story

use with all FIVE lessons

p.5

**The Gospel** (story wrap-up if NOT using Listening Assignments)

**Our Bible Truth is:**

**What Are God's Laws Like?**

**God's Laws Are Perfect!**

God's Laws Are Perfect! But the people in our Bible story weren't perfect, were they? No, they weren't! They said they would obey God's big rules... and they wanted to obey them. But, do you know what? Many times, they didn't obey them! No! They DIS-obeyed them!

We are just like those people who lived long ago! We disobey God's Big Rules, too! And the truth is, we deserve God's punishment for disobeying His rules, too! What sad news!

But that's not the end of the story! God knows we are sinners and He wants to forgive us! That's why He sent Jesus to be our Savior.

When we turn away from our sins and trust in Jesus as our Savior, God will forgive us ... and save us! What a wonderful beginning that will be! We will get to know God in our hearts now. And then one day, we will go to live happily with Him forever in heaven.

*Close in prayer.*

## Closing Unit 7 ACTS Prayer

A=Adoration C=Confession T=Thanksgiving S=Supplication

**A** We praise You, God. You are so wise and good! So are the rules You give us to live by!

**C** God, we break all Your good laws. Sometimes we do not obey our parents. Sometimes we lie. Sometimes we want things that belong to others. We do not love You most of all. Please forgive us. We need a Savior!

**T** Thank You, God, for giving us Your good laws. They show us how to love and obey You. Thank You for sending Jesus to save us. We need Him to save us because we all disobey You and break Your laws. How good You are to give Him as our Savior!

**S** God, work in our hearts. Help us to learn Your good laws. Help us to turn away from disobeying You and trust in Jesus as our Savior. You can help us do what we could never do on our own.

In Jesus' name we pray, Amen.





# Unit 7 Hide 'N' Seek Discussion Sheet

use with all FIVE lessons

Use with all  
response activities  
for deeper learning



P.1

Questions to aid discussion of the key concepts and for use in games

Be familiar with these questions and answers. Look for opportunities to ask questions and talk about their answers, such as while the children work on their coloring pages, as part of their games, or during play time. Remember: your goal isn't to ask all these questions or to only talk to the children about these things. It is to be deliberate in having good conversations with them, as natural opportunities arise.

|                             |   |
|-----------------------------|---|
| <b>BIG QUESTION</b>         | What Are God's Laws Like? God's Laws Are Perfect!   |
| <b>Meaning</b>              | A law is a big rule made by someone in charge. God is our Maker. He is in charge of everyone in the whole world. He has given us His laws to live by. God is good and loving, wise and fair. He is perfect! God's laws are just like Him. They are good and loving, wise and fair, too. They are perfect! God's laws show us the very best way to live. They show us how to love God and love others. They are exactly what we need.  |
| <b>Discussion Questions</b> | <p><i>choose a few</i></p> <ol style="list-style-type: none"> <li>1. What are God's laws like? <i>God's laws are perfect!</i></li> <li>2. What is a law? <i>It's a big rule.</i></li> <li>3. Who makes laws? <i>Someone who is in charge.</i></li> <li>4. Who is our Maker? <i>God is.</i></li> <li>5. Who is God in charge of? <i>Everyone!</i></li> <li>6. Are God's laws like God? <i>Yes, they are good, loving, wise and fair, just like He is.</i></li> <li>7. What do God's laws show us? <i>How to please God. The best way to live.</i></li> <li>8. Who can we ask to help us turn away from our sins and trust in Jesus? <i>God can! He loves to help us when we ask Him.</i></li> <li>9. Do we always keep God's laws? <i>No, none of us do. We all disobey God and His good laws, no matter how hard we try.</i></li> <li>10. Who do we need to save us? <i>We need Jesus to be our Savior. He took the punishment for all our disobeying God, so that we can know God and be His forever.</i></li> <li>11. Who can help us keep God's laws better? <i>God can. He loves to help us.</i></li> </ol> |
| <b>THE GOSPEL</b>           | <p>None of us will ever keep God's laws perfect, but God has good news for us. What is that good news called? <i>The gospel!</i></p> <p><i>God gave us His laws, so we could know how to live lives that please Him. We can read them in the Bible. But even though we know God's laws, we all disobey them. That's why we all deserve God's punishment for our sins. How sad! But God is so rich in mercy. He sent His Son, Jesus, to live a perfect life. Yes, Jesus kept every, single one of God's laws! Jesus offered up His perfect life to God as the full payment for the sins of God's people, when He suffered and died on the cross. Then on Day Three, Jesus rose from the dead in victory. Jesus had beaten sin and death for God's people! We can be God's people, too, when we turn away from our sins and trust in Jesus as our Savior. He loves to help us do this. Ask Him!</i></p>   |

Questions to aid discussion of the key concepts and for use in games

|                             |  |
|-----------------------------|--|
| <b>BIBLE VERSE</b>          | "The law of the LORD is perfect." Psalm 19:7   |
| <b>Meaning</b>              | The laws of the LORD are never, ever wrong. They always tell us the best way to live. They show us how to love God and love others. They are exactly what we need.   |
| <b>Discussion Questions</b> | <p><i>choose a few</i></p> <ol style="list-style-type: none"> <li>1. What the LORD give us to know how to live for Him? <i>His laws.</i></li> <li>2. <i>What's so special about the LORD's laws? They are perfect.</i></li> <li>3. How many mistakes are there is God's laws? <i>None! They are perfect!</i></li> <li>4. Who do the LORD's laws show us how to please? <i>Him.</i></li> <li>5. What show us the best way to life? <i>The laws of the LORD.</i></li> <li>6. Do we keep the LORD's laws perfectly? <i>No, none of us do. We all disobey God and His good laws, no matter how hard we try.</i></li> <li>7. Where can we learn the LORD's laws? <i>The Bible, God's Word.</i></li> <li>8. Who do we need to save us? <i>We need Jesus to be our Savior. Only He can pay for our sins, so that we can know God and be His people forever.</i></li> <li>9. Who can help us keep God's laws better? <i>God can. He loves to help us.</i></li> </ol>   |
| <b>BIBLE STORY</b>          | <b>The Case of the Big Voice</b>   |
| <b>Discussion Questions</b> | <p><i>choose a few</i></p> <ol style="list-style-type: none"> <li>1. Who did Moses tell the people to get ready to meet? <i>God.</i></li> <li>2. What did the people do after they got ready? <i>They went to the bottom of the big mountain and waited.</i></li> <li>3. What did the people see when the LORD came to meet them? <i>A great, blazing fire on the mountain. Thick clouds of grey smoke filled the air, along with flashes of lightning.</i></li> <li>4. What did the people hear when the LORD came to meet them? <i>Crashes of thunder and the sound of a loud trumpet.</i></li> <li>5. What was the LORD's voice like when He spoke to them? <i>It was big and loud.</i></li> <li>6. What did the LORD tell the people when He spoke? <i>He gave them His Ten, Big Rules.</i></li> <li>7. Who did He tell them to love most of all? <i>Him!</i></li> <li>8. What people in their families were they especially love and obey? <i>Their mothers and fathers.</i></li> <li>9. What were they to be happy with? <i>The things God gave each of them.</i></li> <li>10. When were they supposed to lie? <i>Never.</i></li> <li>11. What were they supposed to do on a special day each week? <i>Rest and worship God.</i></li> <li>12. Can you remember any of God's big rules? <i>(Don't murder; Keep your promises to your husband/wife to only love them; don't take other people's things.)</i></li> <li>13. What did the people think of God's big rules? <i>They were good.</i></li> <li>14. What did the people promise God? <i>To keep His rules.</i></li> <li>15. What did God promise the people? <i>To take care of them.</i></li> <li>16. Did the people keep their promise to obey God's rules? <i>No, they did not. Many times they disobeyed them.</i></li> <li>17. How did God treat the people, even though they broke His promise to them? <i>He promised to forgive and save all who asked for His forgiveness and trusted in Jesus as their Savior.</i></li> <li>18. We break God's laws, too. What does God promise to do, if we ask Him to forgive us? <i>He promises to forgive our sins, when we turn away from our sins and trust in Jesus as our Savior.</i></li> </ol> |