


Hide 'n' Seek Kids

Unit 6

Curriculum:
God, the Just and
Merciful



Session Prep (especially good for newbies!)

Pray! NOTE: Most 2 & 3 year olds do best simply learning the Big Question & Answer, a simple version of the Bible story, and maybe the Bible Verse. Use other activities, as time and attention span allow. Your session prep need only include what you use.



Pray for the Holy Spirit to be at work in your heart and the children's hearts.

Review



If new to the curriculum, look at the **Getting Started with Hide 'n' Seek Kids section of this book** (p.5) It will be especially helpful to read through the Hide 'n' Seek Kids section of **The Praise Factory Tour: Extended Version Book**. This is a visual way to understand what goes on in the classroom. (A pdf of the book is found in the samples section on the website.)

Look through and Learn the Lesson



Read over **lesson plan**. Practice any **songs or action rhymes** you are using. Choose/make up motions to go with these. Choose less with younger children and more with older preschoolers. **Practice the lesson with the visual aids** and using the Big Question Box/Briefcase.

Read and Rehearse the Bible Story with Pictures



Read the Bible story from the Bible. Read the curriculum version. Practice telling it with the storyboard pictures. (If you have not previously laminated the story pictures, do that now.) Or, rehearse it from the Simple Story Scenes, if you are using those.

Let There Be Music



Download the music and listen to the songs. Choose which of the songs you will use with the children. If using live musicians, make sure they have the sheet music (found in Appendix A).

Put the Props in Place



1. Prepare your Visual Aids. Put the Bible Verse, Listening Assignment, Bible Story in one side of the Bible folder. Keep out the Big Question sign.
2. Get out your storyboard. If using Simple Story Scenes, put these in your Bible Folder. Or, if using the individual storyboard figures, put all background pictures in place (they have a BG by the number). Put the rest of the storyboard pictures (these have a SB by the number) in order of use in the other side of the Bible folder.
3. Put the HSK Bible Folder as well as the Big Question sign in the Big Question Box/Briefcase and shut it. If your box/briefcase has locks and you want to use the unlocking the box as part of your session, lock it now....but make sure you have the key or know the code first.
4. Prepare the music CD or sheet music or mp3 device for use in your session.

Set Out Free Play Activities



Choose and set up free time activities you will use with the children. Choose a variety of different activities that will be enjoyed by different types of children. Rotate the activities you provide to keep them interesting and fresh to your children. (Suggestions in Appendix D, Core Curriculum books.)

Prepare Any Activities



Choose which (if any) of the unit games and crafts activities you want to use in the session. Bear in mind your time frame as well as the developmental abilities/attention span of your children as you decide what/how many to prepare. **Look over the Discussion Sheet** and choose a few questions you might use to spark discussion with the children as they do their activities (especially good for ages 3's+). Pray for God to give you opportunities to talk about these things with the children.

Let Them Take It with Them



Make copies of the craft/take home sheets, if you are not already using them as one of your activities. You may also want to make copies of the story (see take-home version of each story included in Appendix C with the other take home resources) to have for parents to use with their children at home. There's a link on each craft/take home sheet to the story, if you don't make hard copies.

Store It



After your session is over, collect the resources and store them for future use. This curriculum can be used over and over for years to come.

Unit 6 Overview of Key Concepts

UNIT 6: God, the Just and Merciful

Unit Big Question (and Answer): "How Did Bad Things Come to God's Good World?
Bad Things Came through Sin!"

Meaning:

When God created the world in the beginning, He created all things good; but, now there are many bad and sad things in God's good world. All these bad things came through sin when people disobeyed God. How good it is that God sent Jesus to be our Savior! He can forgive our sins and make us God's people!

Unit 6 Bible Verse: Romans 5:12

"Sin came into the world through one man, and death through sin, and so death spread to all men because all sinned."

Meaning:

Long ago, Adam and Eve disobeyed God's good ways. Oh, such sadness came into God's good world when they did! Instead of living forever in the beautiful world God created, now their bodies would get sick and die. No longer did they enjoy the same special closeness they knew with God. And now everything else in the world would also hurt with sin and death. That's why we disobey God, and why there's so much sadness in the world today. Thank God for sending Jesus to rescue us from sin and death!

Unit 6 ACTS Prayer

- A** We praise You, God, for being so good. You never do anything wrong.
- C** God, we confess that like Adam and Eve, we have all chosen to disobey You. We deserve Your punishment. Please forgive us and save us from our sins through Jesus!
- T** Thank You, God, for sending Jesus to save us from our sins. Thank You for making the way for us to know You and to get to live with You forever.
- S** God, work in our hearts. Help us to turn away from disobeying You. Help us to trust in Jesus as our Savior. Help us to tell others about Jesus how they can be saved through Him, too.

In Jesus' name we pray, Amen.

Unit 6 Story

The Case of the Terrible, Terrible Day

Genesis 3-4

Songs Used in Unit 6 *listen to or download songs for free at <https://praisefactory.org>: Hide n Seek Kids Music page*

Big Q & A 6 Song

Big Question 6 Song: How Did Bad Things Come to God's Good World?

Unit 6 Bible Verse Song: Sin Came into the World Romans 5:12 ESV

Unit 6 Hymn: Nothing But the Blood

Unit 6 Praise Song: I Will Sing of the Mercies

Hide 'n' Seek Kids ESV Songs 6 Track Numbers

This is a listing of all songs mentioned in the unit curriculum. You may or may not choose to use all of the songs. They are listed in easy-reference order--NOT in the order used in the curriculum.

You may choose to simply burn a CD/load them onto an mp3 device in this order. Or, you may want to do what we do: choose the songs we want to use and create a play list of them in that order. Then, we burn a CD/upload the play list onto an mp3 device. A teacher only has to click forward to the next song, instead of hunting for the right track. The track number have been included as part of the title of each song, so teachers will still have a reference to the track number listed in the curriculum (same as those listed below), even if you change the order on your customized play list the track number listed in the curriculum (same as those listed below), even if you change the order on your customized play list.

SONGS USED EVERY UNIT OF THE CURRICULUM

- 1 The Classroom Song v.1
- 2 The Classroom Song v.2
- 3 The Classroom Song v.3
- 4 The Classroom Song v.4
- 5 Hide 'n' Seek Kids Theme Song
- 6 The Classroom Rules Song
- 7 Let's Pray Song
- 8 The Big Question Box Song
- 9 The Bible Chant Song
- 10 ACTS Prayer Song (Short Version)
- 11 ACTS Prayer Song (Full Version)

Why the Extra Songs?

Hide 'n' Seek Kids is a curriculum used by children of different ages. Sometimes one of the other songs is a better fit for your kids. Or, you may simply want to teach them more songs on the same Bible Truth. Use as many or as few as you want.

UNIT 6: THE GOD OF JUSTICE AND MERCY

- 12 Big Q & A 6 Song
- 13 Big Question 6 Song: How Did Bad Things Come to God's Good World?
- 14 Big Question 6 Bible Verse Song: Sin Came into the World Romans 5:12 ESV
- 15 *Extra Unit 6 Bible Verse Song: Sin Came into the World Romans 5:12 ESV (other version)*
- 16 *Extra Unit 6 Bible Verse Song: You Must Not Eat, Eat, Eat Genesis 2-3, HCSB*
- 17 Unit 6 Hymn: Nothing But the Blood of Jesus, v.1
- 18 Unit 6 Praise Song: I Will Sing of the Mercies

listen to or download songs for free at <https://praisefactory.org>: Hide n Seek Kids Music page

Lesson Plan: Big Question 6


= follow the stars for a short & simple lesson plan

use with all FIVE lessons

p.1
1. GETTING STARTED *NOTE: Most 2 & 3 year olds do best simply learning the Big Question & Answer, a simple version of the Bible story, and maybe the Bible Verse. Use other activities, as time and attention span allow.*

Intake Activity Ideas	Choose one of these open-ended activities to include children as they join the class:
Free Play Time <i>suggestions in Appendix D</i>	★ (usually best for 2 year olds) Offer your own or some of the easy-to-make, free play activities suggested in Appendix D.
OR Sing-along Music Time <i>lyrics and sheet music, Appendix A</i> <i>listen to or download songs for free at https://praisefactory.org/: Hide n Seek Kids Music page</i>	Music from Hide 'n' Seek Kids (HSK) ESV Songs 6: Big Q & A 6 Song <i>HSK ESV Songs 6, track 12</i> Big Question 6 Song <i>HSK ESV Songs 6, track 13</i> Unit 6 Bible Verse Song: Sin Came into the World Romans 5:12 ESV <i>HSK ESV Songs 6, tracks 14, 14T</i> Extra Unit 6 Bible Verse Song: Sin Came into the World Romans 5:12 ESV (other version) <i>HSK ESV Songs 6, track 15</i> Extra Unit 6 Bible Verse Song: You Must Not Eat, Eat, Eat Genesis 2-3, HCSB <i>HSK ESV Songs 6, track 16</i> Big Question 6 Hymn: Nothing But the Blood of Jesus, v.1 <i>HSK ESV Songs 6, track 17</i> Big Question 6 Praise Song: I Will Sing of the Mercies <i>HSK ESV Songs 6, track 18</i> <i>Add more fun to Sing-along Music Time by adding a Music, Movement & Memory Activity. These activities are listed on p. 8 of this lesson plan with the Response Activities. Instructions found in Appendix B.</i>
OR Bible Verse Memory Game <i>instructions found in Appendix B</i>	Lesson 1 Game: Simon Says How Lesson 2 Game: Bean Bag Catch Lesson 3 Game: Slap, Clap and Stack Lesson 4 Game: Freeze 'n' Say Lesson 5 Game: Fill'er Up <i>These activities are also included on p.8 of this lesson plan with the Response Activities.</i>
2. OPENING CIRCLE TIME <i>(introduce the Bible Truth and tell the related Bible story)</i>	
Gathering the Children <i>lyrics and sheet music, Appendix A</i>	Sing verse 1 of The Classroom Song to gather the children for Circle Time. The Classroom Song, verse 1 <i>HSK ESV Songs 6, track 1</i> Let's gather together to worship God, Let's gather together to worship God, Let's gather together to worship God, Come gather here with me!
Welcome to Hide 'n' Seek Kids!	★ "Welcome to Hide 'n' Seek Kids! We're so glad you've joined us! We're here to seek God and learn His Word and Hide it in our heart so that it will always be with us. And we're here to Hide His Word, the Bible, in our hearts. We ask big questions about God and dig deep down in the truths of God's Word to find them."

Lesson Plan: Big Question 6

use with all FIVE lessons

p.2

2. OPENING CIRCLE TIME, continued

★ = short & simple lesson plan

Hide 'n' Seek Kids Theme Song	<p>"Let's sing our Hide 'n' Seek Kids theme song."</p>
<p><i>lyrics and sheet music, Appendix A</i></p>	<p>★ Hide 'n' Seek Kids Theme Song <i>HSK EBV Songs 6, track 5</i></p> <p>Come along, we're gonna Hide 'n' seek! Hide God's Word in our heart and Him, we'll seek, God loves to show us the truths of His Word, That we might know Him and live out what we've learned.</p>
Classroom Rules Song	<p>There are two very important things that Hide 'n' Seek Kids do together: we worship God and we love one another. Our Classroom Rules Song reminds us how we should act. Let's sing it."</p>
<p><i>lyrics and sheet music, Appendix A</i></p>	<p>Classroom Rules Song <i>HSK EBV Songs 6, track 6</i></p> <p>Shh, be quiet while someone is talking, Raise your hand, if you have something to say, Don't touch your friend, sitting beside you, Obey your teachers, Be kind as you play. These are our classroom rules, These are our classroom rules, They help us worship God and love one another, These are our classroom rules.</p>
Opening Prayer Time	<p>"Children, we need God's help to keep these rules. Let's ask Him to help us right now. Let's get ready and pray."</p>
<p><i>lyrics and sheet music, Appendix A</i></p>	<p>Let's Pray <i>HSK EBV Songs 6, track 7</i></p> <p>1-2-3! Fold your hands, Bow your head, Close your eyes. Let's pray! (<i>repeat</i>)</p> <p>"Let's pray:"</p> <p>★ Opening Prayer</p> <p>Dear Lord, We're so glad to get to gather together to worship You! Please help us keep the classroom rules. Please help us to love You and learn about You today. In Jesus' name we pray. Amen.</p>

Lesson Plan: Big Question 6

use with all FIVE lessons

p.3

2. OPENING CIRCLE TIME, continued

★ = short & simple lesson plan

Reveal the Big Question

Introduce the Big Question Box/Briefcase

lyrics and sheet music,
Appendix A

"It's time to get down to business, Hide 'n' Seek kids! Let's see what our Big Question for today is. It's right inside our Big Question Box/ Briefcase."

The Big Question Box Song

HSK ESV Songs 6, track 8

We've got a big box,
All closed up and locked,
Filled with the truths of God's Word.

We've got a brief case,
There's no time to waste,
Come on, kids, let's open it up!

The Big Question under Investigation

VISUAL take out
AID



of BQB

Big Question &
Answer Sign, front side

*found in the HSK Vol. 2
Visual Aids, ESV Book

Ok, who would like to open it up for me and pull out the Big Question?"

Choose a child to open the box/briefcase, take out the Big Question and hand it to you. Then hold up the Big Question sign for all the children to see, and say:

★ The Big Question we are investigating today is Big Question Number 6:

How Did Bad Things Come to God's Good World?

and the Answer is:

Bad Things Came through Sin!

Big Question Meaning

★ When God created the world in the beginning, He created all things good; but, now there are many bad and sad things in God's good world. All these bad things came through sin when people disobeyed God. How good it is that God sent Jesus to be our Savior! He can forgive our sins and make us God's people!

Big Question Songs

"Let's sing our Big Question Song:

Big Q & A 6 Song

lyrics and sheet music,
Appendix A

★ Big Q & A 6 Song

(adapted version of "Frere Jacques?")

HSK ESV Songs 6, track 12

How did bad things,
How did bad things,
Come to God's good world?
Come to God's good world?
Bad things came through sin,
Bad things came through sin,
That's how bad things came,
That's how bad things came.

Lesson Plan: Big Question 6

use with all FIVE lessons

p.4

2. OPENING CIRCLE TIME, continued

★ = short & simple lesson plan

Learning about the Big Question	<p>★ Repeat the Big Question and Answer again:</p> <p>"How Did Bad Things Come to God's Good World? Bad Things Came through Sin!"</p> <p>Say: "Hmmm, I wonder what that means... Let's do our action rhyme/sing our song that explains it."</p> <p>Then do the action rhyme or sing the song using any of the optional motions suggested, if desired.</p>	
Big Question Action Rhyme	<p>Big Question 6 Action Rhyme</p> <p>Bad things are very sad, They make us cry, They make us mad! Where do bad things come from? Bad things come from sin!</p> <p>Sin is saying "no" to God. When we should always say "yes." We're ALL sinners, so, Let's say sorry to God, And ask for His forgiveness: "Sorry, God! Please forgive us!"</p>	<p>(POSSIBLE ACTIONS)</p> <p><i>Make a sad face</i> <i>Rub fists near eyes, like crying</i> <i>Make a mad face</i></p> <p><i>Shake head "no"</i> <i>Nod head "yes"</i></p> <p><i>Make prayer hands</i></p>
<p>Big Question (Action Rhyme) Song</p> <p><i>lyrics and sheet music, Appendix A</i></p>	<p>★ Big Question 6 Action Rhyme/ Song</p> <p>Refrain: Bad things, bad things, How did bad things come to God's good world? Bad things, bad things, Bad things came through sin.</p> <p>Verse 1 Sin is saying "no" to God, When we should say, "Yes," Satan said "no" to God, And so began the me-ee-me-ee-ess. <i>Refrain</i></p> <p>Verse 2 Adam and Eve said "no" to God, And so sin came to men, It spread to all of God's good world, And down to their children-ee-en-ee-en. <i>Refrain</i></p> <p>Verse 3 We all deserve God's punishment, Death is the wages of sin, But there's eternal life through Jesus Christ, For all who believe in Him-ee-im-ee-im. <i>Refrain</i></p>	<p>(POSSIBLE ACTIONS)</p> <p><i>HSK ESV Songs 6, track 13</i></p> <p><i>Shake head "no"</i> <i>Nod head "yes"</i></p> <p><i>Shake head "no" and point up to God</i></p> <p><i>Make sad face</i> <i>Make cross with your index fingers</i></p>

Lesson Plan: Big Question 6

use with all FIVE lessons

p.5

2. OPENING CIRCLE TIME, continued

★ = short & simple lesson plan

Learning the Bible Verse

The Bible Chant Song

lyrics and sheet music,
Appendix A

★ "And how do I know this is true? God tells me so in His special book, the Bible."

Say or sing the Bible Chant Song.

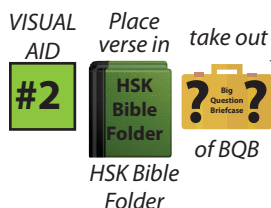
The Bible Chant Song

HSK ESV Songs 6, track 9

The Bible, the Bible,
Let's get out the Bible.
Let's hear what God has to say.
The Bible, the Bible,
God's given us the Bible.
It's His Word for us to learn and obey! Yay!

The Bible Verse in the HSK Bible Folder

HSK 6 Bible Verse-front side
(in the HSK Bible folder)



*found in the HSK Vol. 2
Visual Aids, ESV Book

"Who would like to get our Bible folder out of the Big Question Briefcase for me?"

Choose a child to open the briefcase, take out the "Bible" folder and hand it to you. Remove the Bible Verse Picture from the "Bible" folder and hold it up for all the children to see, then say:

Romans 5:12, ESV

"Sin came into the world through one man, and death through sin, and so death spread to all men because all sinned."

Bible Verse Meaning

HSK 6 Bible Verse-back side

★ What does that mean?

Long ago, Adam and Eve disobeyed God's good ways. Oh, such sadness came into God's good world when they did! Instead of living forever in the beautiful world God created, now their bodies would get sick and die. No longer did they enjoy the same special closeness they knew with God. And now everything else in the world would also hurt with sin and death. That's why we disobey God, and why there's so much sadness in the world today. Thank God for sending Jesus to rescue us from sin and death!

"We've said our Bible verse, now let's sing it!"

Bible Verse Song

lyrics and sheet music,
Appendix A

Sin Came into the World: Romans 5:12, ESV

HSK ESV Songs 6, tracks 14,14T

Sin came into the world,
Through one man,
And death through sin,
And so death spread to all.
Death spread to all men,
Because all sinned.
Sin came into the world,
Through one man.
Romans Five, twelve.

You might also enjoy:

Sin Came into the World:
Romans 5:12, ESV
HSK ESV Songs 6, track 15

You Must Not Eat, Eat, Eat:
Genesis 2-3, HCSB
HSK ESV Songs 6, track 16





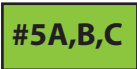




The Word of the LORD:
1 Peter 1:24,25, ESV
HSK ESV Songs 2, track 17

lyrics and sheet music,
Appendix A

Lesson Plan: Big Question 6 use with all FIVE lessons **p.8**

2. OPENING CIRCLE TIME, continued

★ = short & simple lesson plan

<p>Getting into the Case</p>	<p>"Now it's time to do a bit more deep down investigating. Let's see what Detective Dan wants us to help him figure out. Would someone like to get it out for me?"</p>
<p>Listening Assignments</p> <p>Place in  take out  of BQB</p>	<p>NOTE: Listening assignments are most suitable for ages 3+. Skip straight to the Bible story (see bottom of this page), if working with 2 year olds.</p> <p>"Let's open up our listening assignment and see what we are supposed to figure out today.</p> <p><i>Choose a child to take out the Listening Assignment (from the HSK Bible Folder) and hand it to you. Read Detective Dan's letter to the children that includes the listening assignment. The listening assignments are summarized below:</i></p>
<p>VISUAL AID</p> <p></p> <p>HSK Vol. 2 Visual Aids, ESV</p>	<p><u>Detective Dan's Lesson #1 Listening Assignment:</u></p> <p>I need to find out:</p> <ol style="list-style-type: none"> 1. What made this day so terrible? 2. What did God promise to do to rescue us from what happened that day?
<p>VISUAL AID</p> <p></p> <p>HSK Vol. 2 Visual Aids, ESV</p>	<p><u>Detective Dan's Lesson #2 Listening Assignment:</u></p> <p>Our Bible verse is Romans 5:12: "Sin came into the world through one man, and death through sin, and so death spread to all men because all sinned."</p> <p>As you listen to the story, see if you can figure out:</p> <ol style="list-style-type: none"> 1. Who did sin come into the world through? 2. How did their sin hurt all of God's good world?
<p>VISUAL AID</p> <p></p> <p><i>*Listening Assignment #3 includes the Assignment Sheet, plus 4 clue pictures*</i></p> <p>HSK Vol. 2 Visual Aids, ESV</p>	<p><u>Detective Dan's Lesson #3 Listening Assignment:</u></p> <p>I found four clues, but one of them is NOT in the story. They are: A serpent; Jesus; fruit; and, ice cream. Hold up each of the four pictures for the children to see as you identify them. Better yet, put them up on your flannelgraph board, off to one side.</p> <p>I need to know:</p> <ol style="list-style-type: none"> 1. Which of these things was not in our story today? 2. How were the other three things important in our story?
<p>VISUAL AID</p> <p></p> <p>HSK Vol. 2 Visual Aids, ESV</p>	<p><u>Detective Dan's Lesson #4 Listening Assignment:</u></p> <p>As you listen to the story, see if you can figure out:</p> <ol style="list-style-type: none"> 1. Who was sorry for their sins and looked for hope in God? 2. How did God show them kindness, even though they disobeyed Him?
<p>VISUAL AID</p> <p></p> <p>HSK Vol. 2 Visual Aids, ESV</p>	<p><u>Detective Dan's Lesson #5 Listening Assignment:</u></p> <p>As you listen to the story, see if you can figure out:</p> <ol style="list-style-type: none"> 1. What did Adam and Eve do that brought sin into God's good world? 2. What good news did God give Adam and Eve that day?
<p>Tell the Bible Story</p> <p>Place story & pics in  take out  of BQB</p> <p>HSK Vol. 2 Visual Aids, ESV</p> <p>Bible Story included in this book, immediately after the Lesson Plan</p>	<p>★ <u>Then say,</u> "Ok, Hide 'n' Seekers! Put on your best listening ears and see if you can hear the answers to Detective Dan's questions. When I finish telling the story, we will see if we can answer all the questions."</p> <p>★</p> <p>Bible Story: The Case of the Terrible, Terrible Day Genesis 3-4</p> <p><i>Read the Bible Truth story, putting up the storyboard pictures/Story Scenes as you tell it. Then, have the children answer the listening assignment. Present the the gospel and lead in prayer.</i></p> <p><i>*Answers to questions, the gospel and ACTS prayer are included with the story text.*</i></p>

Lesson Plan: Big Question 6

use with all FIVE lessons

p.7

2. OPENING CIRCLE TIME, continued

★ = short & simple lesson plan

Story Response Song(s)	<p>As attention span and time allow, you might want to end with one of the following songs which also tie in with the unit. If desired, use the Music and Movement activity ideas while singing, listed with the Response Activities.</p>	
Hymn <i>lyrics and sheet music, Appendix A</i>	<p>Nothing But the Blood</p> <p>Verse 1 What can wash away my sin? Nothing but the blood of Jesus! What can make me whole again? Nothing but the blood of Jesus.</p>	<p>Verse 2 For my pardon this I see, Nothing but the blood of Jesus! For my cleansing, this my plea, Nothing but the blood of Jesus.</p>
	<p>Tie-in: "Children, we all disobey God and deserve His punishment, just like Adam and Eve did. But God sent Jesus to die on the cross to save everyone who says sorry to God and trusts Jesus as their Savior. Only Jesus' blood could take God's punishment for our sins. Thank God for sending Jesus!"</p>	
Praise Song <i>lyrics and sheet music, Appendix A</i>	<p>Praise Song: I Will Sing of the Mercies</p> <p>Refrain: I will sing of the mercies of the Lord forever, I will sing, I will sing, I will sing of the mercies of the Lord forever, I will sing of the mercies of the Lord.</p> <p>With my mouth will I make known Thy faithfulness, Thy faithfulness, With my mouth will I make known Thy faithfulness to all generations. <i>Refrain</i></p> <p>Tie-in: "Children, we all disobey God and deserve His punishment. But God sent Jesus to forgive us when we turn away from our sins and trust in Jesus as our Savior. How merciful God has been to us! He is better to us than we deserve! That's what mercy is. Let's sing of God's mercies to us in sending Jesus to save us!"</p>	

HSK ESV Songs 6, track 17

HSK ESV Songs 6, track 18

3. TAKING ACTION: Response Activities (choose from among these activities)

Transition to Activities	<p>★ Well, Hide 'n' Seek Kids, you've done a great job diggin' deep down for answers in the truths of God's Word. Now it's time to enjoy some activities."</p> <p>★ Tell children what activity/s you are providing for them: either free play or some of the response activities listed below. When you are ready to dismiss them, use this song to help the children transition in an orderly fashion to their next activity.</p>	
Classroom Song, verse 2 <i>lyrics and sheet music, Appendix A</i>	<p>"Children, let's sing our Time to Play Song. When we are finished you may get up and walk over to our next activity."</p> <p>Classroom Song, verse 2 We've gathered together to worship God, We've gathered together to worship God, And now it's time to play.</p>	
	<p>Dismiss the children to whatever activities you have prepared for them to do.</p>	

HSK ESV Songs 6, track 2

Lesson Plan: Big Question 6

use with all FIVE lessons

p.8

3. TAKING ACTION: Response Activities *(choose from among these activities)*

★ = short & simple lesson plan

Response Activities	Choose one or more activities appropriate for your children, based on classroom time and developmental needs. Add the Discussion Sheet to any activity for deeper learning. ★
Bible Verse Memory Game <i>game directions, Appendix B</i>	<p>Though listed with the opening activities, you may choose to use this Bible verse game here instead (or as a repeat).</p> <ul style="list-style-type: none"> Lesson 1 Game: Simon Says How Lesson 2 Game: Bean Bag Catch Lesson 3 Game: Slap, Clap and Stack Lesson 4 Game: Freeze 'n' Say Lesson 5 Game: Fill 'er Up <p>Use the Discussion Sheet with these activities for even deeper learning ★</p> <p>Unit Discussion Questions for Activities Discussion Questions</p>
Music, Movement & Memory Activity <i>game directions, Appendix B</i>	<p>A music activity that uses the songs from the Bible Truth and Big Question unit.</p> <ul style="list-style-type: none"> HSK Songs for Unit, plus: Lesson 1 Activity: Lullabies, Bells and Lions Lesson 2 Activity: Thumping Drums Lesson 3 Activity: Say, Spring Up and Shout Lesson 4 Activity: Freeze Frame Lesson 5 Activity: Egg Shakers <p>Use the Discussion Sheet with these activities for even deeper learning ★</p> <p>Unit Discussion Questions for Activities Discussion Questions</p>
Bible Story Review Game <i>game directions, Appendix B</i>	<p>A game that uses the storyboard pictures from the story to review the story.</p> <ul style="list-style-type: none"> Lesson 1 Game: Run to the Grocery Store Lesson 2 Game: Treasure Hunt Lesson 3 Game: Take Me through the Tunnel Lesson 4 Game: Missing in Action Lesson 5 Game: Hide 'n' Seek Kids Clue Hunt <p>Use the Discussion Sheet with these activities for even deeper learning ★</p> <p>Unit Discussion Questions for Activities Discussion Questions</p>
Coloring Pages/ Take Home Sheets <i>in Appendix C</i>	<p>A coloring page related to the lesson assignment questions is provided for each lesson. On the back of each are the key concepts, a few questions and a song for parents to use with their children. (If desired, include a copy of the Bible story with the Take Home Sheet.)</p> <p>NOTE: Upgrade your coloring sheet to a more interesting craft by offering simple embellishments, such as jiggly eyes, craft sand, glitter, glitter glue, colored paper dots (made with a hole punch), fabric scraps, etc. Make cut-to-size glued-on clothes, hair, etc for characters by using a copy of the coloring sheet, cutting out the selected portions and making them the patterns for whatever you want to cut out of fabric, paper, foil, etc.</p> <p>★</p> <ul style="list-style-type: none"> Lesson 1 Coloring Sheet Emphasis: Bible Truth Lesson 2 Coloring Sheet Emphasis: Bible Verse Lesson 3 Coloring Sheet Emphasis: Bible Truth Lesson 4 Coloring Sheet Emphasis: ACTS Prayer Lesson 5 Coloring Sheet Emphasis: The Gospel <p>Use the Discussion Sheet with these activities for even deeper learning ★</p> <p>Unit Discussion Questions for Activities Discussion Questions</p>
Extra Crafts: Big Question Craft <i>in Appendix C</i>	<p>These crafts are slightly more complex than the coloring sheets:</p> <p>The Big Question Craft is a color, glue and stick craft of the Big Question and Answer.</p> <p>Use the Discussion Sheet with these activities for even deeper learning ★</p> <p>Unit Discussion Questions for Activities Discussion Questions</p>
Bible Verse Craft <i>in Appendix C</i>	<p>The Bible Verse Craft is a craft that gives the Bible verse and explains it, also involving gluing and sticking and a few other, simple craft supplies.</p> <p>Discussion Questions</p>
Bible Story Puzzle <i>in Appendix C</i>	<p>The Storyboard Picture Placement Page has been made into a puzzle that can be cut out and re-assembled by the children. This provides a nice summary of the story.</p>
Free Play Activities <i>ideas in Appendix D</i>	<p>★ Offer your own or some of the easy-to-make, free play activities suggested in Appendix D.</p>

Lesson Plan: Big Question 6

use with all FIVE lessons

p.9

4. CLOSING CIRCLE TIME *(End-of-session activities for the last 5-10 minutes of class time)*

★ = short & simple lesson plan

<p>Transition to Closing Circle</p> <p>Classroom Song, verse 3</p> <p><i>lyrics and sheet music, Appendix A</i></p>	<p><i>Use this song to help the children transition in an orderly fashion. Sing the song, then ask the children to gather with you for Closing Circle Time.</i></p> <p>Classroom Song, verse 3 <i>HSK ESV Songs 6, track 3</i></p> <p>It's time to get ready to go and tell, It's time to get ready to go and tell, Come gather here with me.</p>
<p>Closing Circle Time</p> <p>Classroom Song, verse 4</p> <p><i>lyrics and sheet music, Appendix A</i></p>	<p><i>When children are settled in the circle, say:</i></p> <p>"It is almost time for your parents to come pick you up. And do you know what that means? It means.... (draw this out to build anticipation and excitement)...that it's almost time to go home and....it's almost time to...Go and Tell! We have learned some big news about God today. God wants us to take and tell it to the whole world!"</p> <p>Classroom Song, verse 4 <i>HSK ESV Songs 6, track 4</i></p> <p>So what's our big news to go and tell, So what's our big news to go and tell, Can you tell me now?</p>
<p>Big News to Tell</p> <p>Big Question 6</p> <p><small>VISUAL AID</small></p> <div data-bbox="253 1016 321 1087" style="border: 2px solid green; padding: 5px; display: inline-block; background-color: #90EE90;">#1</div> <p><i>*found in the HSK Vol. 2 Visual Aids, ESV Book</i></p> <p><i>lyrics and sheet music, Appendix A</i></p>	<p>"Let's see....there's so much big news to tell! There's so much we've learned!</p> <p>Can you tell me the answer to our Big Question: "How Did Bad Things Come to God's Good World?"</p> <p><i>(Show them the Big Question and Answer picture.)</i></p> <p>Say the answer with me:</p> <p>"Bad Things Came through Sin!"</p> <p><i>(If desired, you can sing the Big Q & A Song.)</i> <i>HSK ESV Songs 6, track 12</i></p>
<p>Big Question 6 Bible Verse</p> <p><small>VISUAL AID</small></p> <div data-bbox="253 1499 321 1570" style="border: 2px solid green; padding: 5px; display: inline-block; background-color: #90EE90;">#2</div> <p><i>*found in the HSK Vol. 2 Visual Aids, ESV Book</i></p> <p><i>lyrics and sheet music, Appendix A</i></p>	<p>"And how do I know this is true? Can you tell me?</p> <p>Say it with me: "The Bible tells me so!"</p> <p>That's right!</p> <p>We learned: Romans 5:12</p> <p>"Sin came into the world through one man, and death through sin, and so death spread to all men because all sinned."</p> <p><i>(Show them the Bible Verse picture.)</i></p> <p>"The Bible tells us that long ago sin came into the world when Adam and Eve, the first people, disobeyed God. Praise God for sending Jesus to save us!"</p> <p><i>(If desired, you can sing the Bible verse song.)</i> <i>HSK ESV Songs 6, tracks 14, 14T</i></p>

Lesson Plan: Big Question 6

use with all FIVE lessons

p.10

4. CLOSING CIRCLE TIME, continued

★ = short & simple lesson plan

<p>Closing ACTS Prayer Time</p> <p>ACTS Prayer Chant</p> <p><i>lyrics and sheet music, Appendix A</i></p>	<p><i>Let's ask God to help us to remember this and even tell others this good news. Let's get ready and pray our ACTS prayer.</i></p> <p><i>And what does ACTS mean? Let's sing/say our ACTS Prayer Chant!</i></p> <p>ACTS Prayer Chant Song <i>HSK ESV Songs 6, tracks 10,11</i></p> <p>A, Adoration: God, we praise You! C, Confession: Forgive us our sins. That's the ACTS prayer, my friend, T, Thanksgiving: Thank You for Jesus, Bow head, Close your eyes, Shhh, S, Supplication: Help us to live like Him. Let's begin!</p>
<p>Closing ACTS Prayer</p>	<p>"Let's pray!"</p> <p><i>Lead the children in the ACTS prayer for this unit.</i></p> <p>A We praise You, God, for being so good. You never do anything wrong.</p> <p>C God, we confess that like Adam and Eve, we have all chosen to disobey You. We deserve Your punishment. Please forgive us and save us from our sins through Jesus!</p> <p>T Thank You, God, for sending Jesus to save us from our sins. Thank You for making the way for us to know You and to get to live with You forever.</p> <p>S God, work in our hearts. Help us to turn away from disobeying You. Help us to trust in Jesus as our Savior. Help us to tell others about Jesus how they can be saved through Him, too.</p> <p>In Jesus' name we pray, Amen.</p>

5. TAKING IT HOME (Take Home Sheet)

<p>Clean up and Dismissal</p>	<p>★ "Now it's time to work together and clean up."</p> <p><i>Have the children join you in cleaning up the room.</i></p>
<p>Coloring Pages/ Take Home Sheets</p> <p><i>in Appendix C</i></p>	<p>★ <i>Give out the craft/take home sheet and any other papers from the session, as you dismiss children from class.</i></p> <p><i>(Reminder: The back side of the coloring page is the take home sheet for each lesson.)</i></p>
<p>Bible Story to Take-Home</p> <p><i>in Appendix C</i></p>	<p>You may also want to include a copy of the story along with the take home sheet. (However, each coloring sheet/take home sheet includes a note to parents telling them where they can download the story from the Parent Resources section on the website.)</p>

Big Question 6 Bible Story

use with all FIVE lessons

Place
story in

take out

p.l

The Case of the Terrible, Terrible Day

Genesis 3-4



of BQB

Story-telling Tips

Ahead of time:

1. Read the Bible verses and story. Pray!
2. Choose story action cues and/or prepare storyboard pictures, if using. (Included in Visual Aids book)
3. Practice telling story with the pictures, timing your presentation. Shorten, if necessary to fit your allotted time.

During your presentation:

1. Maintain as much eye contact as possible as you tell the story.
2. Put up storyboard figures/add story action cues as you tell the story. Allow the children to help you put them on the board, if desired.
3. Include the children in your story with a few questions about what they think will happen or words/concepts that might be new to them.
4. Watch the kids for signs that their attention span has been reached. Shorten, if necessary.

INTRODUCTION/ LISTENING ASSIGNMENTS

“Our story is called: The Case of the Terrible, Terrible Day. Here is your listening assignment...”

Read from Detective Dan’s Listening Assignment signs, but questions are summarized below:

Detective Dan’s Lesson #1 Listening Assignment:

I need to find out:

1. What made this day so terrible?
2. What did God promise to do to rescue us from what happened that day?

Detective Dan’s Lesson #2 Listening Assignment:

Our Bible verse is Romans 5:12: “Sin came into the world through one man, and death through sin, and so death spread to all men because all sinned.”

As you listen to the story, see if you can figure out:

1. Who did sin come into the world through?
2. How did their sin hurt all of God’s good world?

Detective Dan’s Lesson #3 Listening Assignment:

I found four clues, but one of them is NOT in the story.

They are: A serpent; Jesus; fruit; and, ice cream.

Hold up each of the four pictures for the children to see as you identify them. Better yet, put them up on your flannelgraph board, off to one side.

I need to know:

1. Which of these things was not in our story today?
2. How were the other three things important in our story?

Detective Dan’s Lesson #4 Listening Assignment:

As you listen to the story, see if you can figure out:

1. Who was sorry for their sins and looked for hope in God?
2. How did God show them kindness, even though they disobeyed Him?

Detective Dan’s Lesson #5 Listening Assignment:

As you listen to the story, see if you can figure out:

1. What did Adam and Eve do that brought sin into God’s good world?
2. What good news did God give Adam and Eve that day?

Read the questions, THEN SAY,

“Ok, Hide ‘n’ Seekers! Put on your best listening ears and see if you can hear the answers to Detective Dan’s questions. When I finish telling the story, we will see if we can answer all the questions.”

Big Question 6 Bible Story

use with all FIVE lessons

p.2

“The Case of the Terrible, Terrible Day” Genesis 3-4

Story with lines separating paragraphs (text in bold, optional interaction cues in italics)

Adam and Eve were the first people. God, Himself, made them in the very beginning, long ago. He gave them a wonderful home in a beautiful garden.

God loved Adam and Eve. Adam and Eve loved God. And everything was happy, happy, happy!

Can you show me your happiest face?

But then something very bad happened...

God’s enemy, Satan, came. He wanted to spoil God’s perfectly wonderful world. He especially wanted to spoil the perfect happiness and wonderful friendship that God had with people. So he tricked Adam and Eve.

Satan used the serpent to trick Adam and Eve into wanting to disobey God... and they did! They took fruit from the one tree in their garden home God had told them NOT to eat... and they ate it!

Now everything was sad, sad, sad! Sin had come into God’s good world!

Can you show me your saddest face? This was a very, very, VERY sad and bad thing that happened!

Now, there would be disobeying. Now, there would be hurting, and crying, and dying. Not just for Adam and Eve, but for all people and everything else in God’s world.

I don’t like to hurt or disobey or cry, do you? What do you look like when you are hurting? or crying? or disobeying? What a sad, sad day it was when these things came into God’s good world!

Worst of all, the perfect happiness and friendship that God had with people was broken.

It looked like Satan had won, but had he?

HAD Satan won? Can you tell me?

NO, HE HAD NOT!

On that sad, sad day, God gave Adam and Eve a wonderful promise: “One day, I will sent a Savior. He will beat Satan. He will save all of God’s people from their sins. He will make the way for them to know perfect happiness and have friendship with Me again... and it will last forever!”

Do you know who that Savior was? It was God’s Son, Jesus! He came to earth, just as God said He would. He lived a perfect life, then He suffered and died on a cross.

And do you know what Jesus did as He suffered and died? He took ALL THE PUNISHMENT that God’s people deserved for disobeying God. He took their sin and gave them His perfect life so they could be FORGIVEN!

Big Question 6 Bible Story

use with all FIVE lessons

p.3

Story with lines separating paragraphs (text in bold, optional interaction cues in italics)

Jesus died and was buried in a cave-grave that day. But then on Day One, Two, Three, He rose up from the dead!

Hold up one, two, three fingers.

Why? Because Jesus had really done it! He had saved God's people. He had beaten Satan, just like God said He would! Yay!

Let's jump up and down and cheer, "Yay!" for Jesus beating Satan!

Because of Jesus, God's people would get to know and love God in their hearts while they live here on earth. And one day, they will go to live with God forever! And that will be best of all!

What do God's people get to do? They get to know God in their hearts here on earth now. And one day, when they die, they will go to live with Him forever! What will that be like? Happy, happy, happy! Can you make your happiest face again?

Who are God's people? They are everyone who will turn away from their sins and trust in Jesus as their Savior. We can be God's people, too, if we turn away from our sins and trust in Jesus as our Savior. Ask God to help you. He loves to answer this prayer!

Big Question 6 Bible Story	use with all FIVE lessons p.4
<p>Cracking the Case: (story wrap-up for Listening Assignments)</p> <p>It's time to see how we did with our Listening Assignment.</p> <p><u>Detective Dan's Lesson #1 Listening Assignment:</u> 1. What made this day so terrible? This was the day that bad things came to God's good world, when Adam and Eve disobeyed God. Now all people would know sin and death. 2. What did God promise to do to rescue us from what happened that day? God promised to send Jesus to beat Satan and be our Savior.</p> <p>For You and Me: This was a terrible day for all of us. We are all in Adam and Eve's family and we all disobey God, just like they did. How good it is that God sent Jesus to rescue us! He will save us from our sins when turn away from our sins and trust in Him as our Savior.</p>	<p><u>Detective Dan's Lesson #3 Listening Assignment:</u> I found four clues, but one of them is NOT in the story. They are: a serpent; Jesus; fruit; and, ice cream. 1. Which of these things was not in our story today? Ice cream. 2. How were the other three things important in our story? Satan used the serpent to trick Adam and Eve into listening to him. His trick worked. They disobeyed God and ate the fruit that God had told them not to eat. Sin had come into God's good world. But that wasn't the end of the story. God promised to send them a Savior--Jesus--to beat Satan and rescue us from our sins.</p> <p>For You and Me: Like Adam and Eve, we too often choose to disobey God. Like them, we deserve God's punishment. Yet, God has sent Jesus and He can be our Savior. We can ask Him to help us turn away from our sins and trust in Jesus and be forgiven!</p>
<p><u>Detective Dan's Lesson #2 Listening Assignment:</u> Our Bible verse is Romans 5:12: "Sin came into the world through one man, and death through sin, and in this way death came to all men, because all sinned." As you listen to the story, see if you can figure out: 1. How did sin come into the world? Satan tempted Adam and Eve and they disobeyed God. That's how sin came into the world. 2. How did their sin hurt all of God's good world? Sad things, sickness and death came into God's good world, when Adam and Eve disobeyed God long ago. They still hurt everything in our world even today.</p> <p>For You and Me: We are all in Adam and Eve's family. We all disobey God just like they did. How good it is that God sent Jesus to rescue us! He will save us from our sins when we trust in Jesus as our Savior and live for Him.</p>	<p><u>Detective Dan's Lesson #4 Listening Assignment:</u> 1. Who was sorry for their sins and looked for hope in God? Adam and Eve. 2. How did God show them kindness, even though they disobeyed Him? He promised to send Jesus to beat Satan and to be their Savior.</p> <p>For You and Me: We all disobey God, just like Adam and Eve did. God sent Jesus to rescue us, too! God wants us to confess our sins to God and ask for His forgiveness. He wants us to turn away from our sins and trust in Jesus as our Savior.</p> <p><u>Detective Dan's Lesson #5 Listening Assignment:</u> 1. What did Adam and Eve do that brought sin into God's good world? They listened to Satan and disobeyed God. 2. What good news did God give Adam and Eve that day? God promised to send them a Savior--Jesus--to beat Satan and be their Savior.</p> <p>For You and Me: We all disobey God, just like Adam and Eve did. God offers to us the same good news He gave Adam and Eve: He would send a Savior to save us from our sins. That Savior is Jesus. God wants us to confess our sins to God and ask for His forgiveness. He wants us to turn away from our sins and trust in Jesus as our Savior. Then we will be God's dearly loved people forever.</p>

Big Question 6 Bible Story

use with all FIVE lessons

p.5

The Gospel (story wrap-up if NOT using Listening Assignments)

Our Bible Truth is:

How Did Bad Things Come to God's Good World?

Bad Things Came through Sin!

What a terrible thing happened when Adam and Eve sinned! How sad and lonely they were when they lost the special closeness they had with God!

But how kind God was to promise to one day send Jesus to destroy Satan and to save sinners like them and us from our sins! Jesus came and took the punishment for the sins of God's people on the cross. On the third day, He rose from the dead, proving He had really beaten sin and death.

We can become God's people, too, when we turn away from our sins and trust in Jesus as our Savior. Ask Him to help you. He loves to answer this prayer.

Close in prayer.

Closing Unit 6 ACTS Prayer

A=Adoration C=Confession T=Thanksgiving S=Supplication

- A** We praise You, God, for being so good. You never do anything wrong.
- C** God, we confess that like Adam and Eve, we have all chosen to disobey You. We deserve Your punishment. Please forgive us and save us from our sins through Jesus!
- T** Thank You, God, for sending Jesus to save us from our sins. Thank You for making the way for us to know You and to get to live with You forever.
- S** God, work in our hearts. Help us to turn away from disobeying You. Help us to trust in Jesus as our Savior. Help us to tell others about Jesus how they can be saved through Him, too.

In Jesus' name we pray. Amen.

Unit 6 Hide 'N' Seek Discussion Sheet

use with all FIVE lessons

Use with all
response activities
for deeper learning



P.1

Questions to aid discussion of the key concepts and for use in games

Be familiar with these questions and answers. Look for opportunities to ask questions and talk about their answers, such as while the children work on their coloring pages, as part of their games, or during play time. Remember: your goal isn't to ask all these questions or to only talk to the children about these things. It is to be deliberate in having good conversations with them, as natural opportunities arise.

BIG QUESTION	How Did Bad Things Come to God's Good World? Bad Things Came through Sin!
Meaning	When God created the world in the beginning, He created all things good; but, now there are many bad and sad things in God's good world. All these bad things came through sin when people disobeyed God. How good it is that God sent Jesus to be our Savior! He can forgive our sins and make us God's people!
Discussion Questions	<p><i>choose a few</i></p> <ol style="list-style-type: none"> 1. What was the world like when God created it? <i>All things were created good.</i> 2. Did God's good world stay all good? <i>No. Now there are many bad and sad things in it, as well as good things.</i> 3. How did those bad things first come into God's good world? <i>They came through sin.</i> 4. Who disobeyed God? <i>People did.</i> 5. Who did God send to rescue us from our sins? <i>Jesus.</i> 6. What can Jesus do? <i>He can forgive us our sins and make us God's people.</i>
THE GOSPEL	<p>What is God's good news for sinners who disobey Him, like you and me? <i>The gospel!</i></p> <p><i>God made all people--including you and me! And He made us to know Him, love Him, and obey Him. He's our good King. But like the people in our story today, we have all disobeyed God. We want to live life our own way, not His. We all deserve His punishment. How sad!</i></p> <p><i>But God is so merciful that He sent a Savior--His Son, Jesus! Jesus suffered and died on the cross. Jesus offered up His perfect life to God to completely pay for the sins of God's people, then He rose from the dead in victory on the third day. We can be God's people, too, when we turn away from our sins and trust in Jesus as our Savior. He loves to help us do this. Ask Him! How good is God to us!</i></p>

Questions to aid discussion of the key concepts and for use in games

BIBLE VERSE	<p>“Sin came into the world through one man, and death through sin, and so death spread to all men because all sinned.” Romans 5:12, ESV</p>
Meaning	<p>Long ago, Adam and Eve disobeyed God’s good ways. Oh, such sadness came into God’s good world when they did! Instead of living forever in the beautiful world God created, now their bodies would get sick and die. No longer did they enjoy the same special closeness they knew with God. And now everything else in the world would also hurt with sin and death. That’s why we disobey God, and why there’s so much sadness in the world today. Thank God for sending Jesus to rescue us from sin and death!</p>
Discussion Questions	<p><i>choose a few</i></p> <ol style="list-style-type: none"> 1. How did sin enter the world long ago? <i>Through one man (and his wife)--Adam and Eve.</i> 2. What happened to the world when sin came? <i>Sadness and death came to Adam and Eve and all people after them. It also came to the rest of God’s beautiful, perfect world.</i> 3. Why did sin and death come to all people? <i>Because we are in Adam and Eve’s family. They are sinners who disobey God and we are, too.</i> 4. What is sin? <i>It’s disobeying God and His good ways.</i> 5. Who did Adam and Eve lose special closeness with when they disobeyed God? <i>They lost their special closeness with God.</i> 9. Who did God send to rescue us from sin and death? <i>Jesus, His Son.</i> 10. What do we need to do for Jesus to rescue us? <i>We need to tell Him our sins and ask for Him to forgive us. We need to ask Him to be our Savior. He can help us do this. Just ask Him!</i>
BIBLE STORY	<p>The Case of the Terrible, Terrible Day</p>
Discussion Questions	<p><i>choose a few</i></p> <ol style="list-style-type: none"> 1. Who were the first people God made? <i>Adam and Eve.</i> 2. What was life like for them at first? <i>It was perfectly happy.</i> 3. Who did they have a wonderful, special closeness with? <i>God.</i> 4. Who is God’s enemy who came to spoil God’s good world? <i>Satan.</i> 5. What did Satan trick Adam and Eve into wanting to do? <i>To disobey God and eat the fruit He told them not to eat.</i> 6. What came into the world when Adam and Eve disobeyed God? <i>Sin and sadness. Hurting and disobeying. Death.</i> 7. What happened to Adam and Eve’s special closeness to God when they disobeyed Him? <i>They lost it.</i> 8. What else in God’s good world was hurt because Adam and Eve? <i>Everything in God’s world was hurt.</i> 9. What was the wonderful promise God gave Adam and Eve on that terrible, terrible day? <i>He would send a Savior who would beat Satan and save all of God’s people.</i> 10. What is the name of the Savior God promised to send? <i>Jesus, God’s Son.</i> 11. What kind of life did Jesus live? <i>A perfect life!</i> 12. Who did Jesus suffer and die for on the cross? <i>For the sins of all God’s people.</i> 13. What happened to Jesus three days after He died? <i>He rose from the dead, showing He had beat Satan and saved God’s people.</i> 14. What will God’s people get to enjoy because of Jesus? <i>They can know special closeness with God in their heart right now. And one day, they will go to live with God forever.</i> 15. How do we become one of God’s people? <i>We tell God our sins and live our lives for Him. We ask Jesus to be our Savior. He loves to help us do this. Just ask Him!</i>