

# Hide 'n' Seek Kids

Unit 5

Curriculum:  
God, the  
Good Creator



## Session Prep (especially good for newbies!)

**Pray!** *NOTE: Most 2 & 3 year olds do best simply learning the Big Question & Answer, a simple version of the Bible story, and maybe the Bible Verse. Use other activities, as time and attention span allow. Your session prep need only include what you use.*



Pray for the Holy Spirit to be at work in your heart and the children's hearts.

## Review



If new to the curriculum, look at the **Getting Started with Hide 'n' Seek Kids section of this book** (p.5) It will be especially helpful to read through the Hide 'n' Seek Kids section of **The Praise Factory Tour: Extended Version Book**. This is a visual way to understand what goes on in the classroom. (A pdf of the book is found in the samples section on the website.)

## Look through and Learn the Lesson



Read over **lesson plan**. Practice any **songs or action rhymes** you are using. Choose/make up motions to go with these. Choose less with younger children and more with older preschoolers. **Practice the lesson with the visual aids** and using the Big Question Box/Briefcase.

## Read and Rehearse the Bible Story with Pictures



Read the Bible story from the Bible. Read the curriculum version. Practice telling it with the storyboard pictures. (If you have not previously laminated the story pictures, do that now.) Or, rehearse it from the Simple Story Scenes, if you are using those.

## Let There Be Music



Download the music and listen to the songs. Choose which of the songs you will use with the children. If using live musicians, make sure they have the sheet music (found in Appendix A).

## Put the Props in Place



1. Prepare your Visual Aids. Put the Bible Verse, Listening Assignment, Bible Story in one side of the Bible folder. Keep out the Big Question sign.
2. Get out your storyboard. If using Simple Story Scenes, put these in your Bible Folder. Or, if using the individual storyboard figures, put all background pictures in place (they have a BG by the number). Put the rest of the storyboard pictures (these have a SB by the number) in order of use in the other side of the Bible folder.
3. Put the HSK Bible Folder as well as the Big Question sign in the Big Question Box/Briefcase and shut it. If your box/briefcase has locks and you want to use the unlocking the box as part of your session, lock it now....but make sure you have the key or know the code first.
4. Prepare the music CD or sheet music or mp3 device for use in your session.

## Set Out Free Play Activities



Choose and set up free time activities you will use with the children. Choose a variety of different activities that will be enjoyed by different types of children. Rotate the activities you provide to keep them interesting and fresh to your children. (Suggestions in Appendix D, Core Curriculum books.)

## Prepare Any Activities



Choose which (if any) of the unit games and crafts activities you want to use in the session. Bear in mind your time frame as well as the developmental abilities/attention span of your children as you decide what/how many to prepare. **Look over the Discussion Sheet** and choose a few questions you might use to spark discussion with the children as they do their activities (especially good for ages 3's+). Pray for God to give you opportunities to talk about these things with the children.

## Let Them Take It with Them



Make copies of the craft/take home sheets, if you are not already using them as one of your activities. You may also want to make copies of the story (see take-home version of each story included in Appendix C with the other take home resources) to have for parents to use with their children at home. There's a link on each craft/take home sheet to the story, if you don't make hard copies.

## Store It



After your session is over, collect the resources and store them for future use. This curriculum can be used over and over for years to come.

## Unit 5 Overview of Key Concepts

### UNIT 5: God, the Good Creator

**Unit Big Question (and Answer):** "Can You Tell Me What God Made? God Made All Things Good!"

#### Meaning:

Did you ever wonder where everything in this world came from? All of the plants, animals and insects...the fish and birds...the sun, moon, stars and planets...the tall mountains and the beautiful oceans...the people here around us and the angels up in heaven? Did they just get here on their own? No, they did not! God made them. And when God made them, He made them good—perfect and without sin. He made them just right for His good plan for the world.

What was God's good plan for the world? He planned for everything He made to show us what He's like, so we could know how wonderful He is.

### Unit 5 Bible Verse: Genesis 1:1,31

"In the beginning, God created the heavens and the earth...God saw all that He had made, and it was very good."

#### Meaning:

Long, long ago, God made everything. He made everything in the heavens up above us--all the twinkly stars, the sun and moon and everything else. He made everything on earth--all the animals, the trees and flowers, and the tall, snowy mountains. He made the fish that swim in the seas and the birds that fly in the air, too. Most special of all, He made people. Everything God made was just right! He called it very good and it was!

### Unit 5 ACTS Prayer

- A** We praise you, God. You are the one who made everything in heaven and earth! You are our Creator.
- C** God, You created us to know You and worship You. We should obey You and Your good laws, but many times we choose to disobey You, instead. Please forgive us! We need a Savior!
- T** Thank You for all the beautiful things in heaven and earth You created for us to enjoy. Thank You for showing us what You are like, as we look at them. Thank You for creating us with a spirit, so we can know and love You.
- S** Help us to know You better, as we look around us at everything You've made. Work deep inside our hearts. Help us to turn away from our sins and trust in Jesus as our Savior. In Jesus' name we pray. Amen.

### Unit 5 Story

#### The Case of the Wild and Wonderful Words

*Genesis 1-2*

**Songs Used in Unit 5** *listen to or download songs for free at <https://praisefactory.org>: Hide n Seek Kids Music page*

Big Q & A 5 Song

Big Question 5 Song

Unit 5 Bible Verse Song: God Saw All He Had Made Genesis 1:31, NIV 1984

Unit 5 Hymn: All Things, Bright and Beautiful, vs.1,2

Unit 5 Praise Song: The Days of Creation

## Hide 'n' Seek Kids NIV Songs 5 Track Numbers

This is a listing of all songs mentioned in the unit curriculum. You may or may not choose to use all of the songs. They are listed in easy-reference order--NOT in the order used in the curriculum.

You may choose to simply burn a CD/load them onto an mp3 device in this order. Or, you may want to do what we do: choose the songs we want to use and create a play list of them in that order. Then, we burn a CD/upload the play list onto an mp3 device. A teacher only has to click forward to the next song, instead of hunting for the right track. The track number have been included as part of the title of each song, so teachers will still have a reference to the track number listed in the curriculum (same as those listed below), even if you change the order on your customized play list.

### SONGS USED EVERY UNIT OF THE CURRICULUM

- 1 The Classroom Song v.1
- 2 The Classroom Song v.2
- 3 The Classroom Song v.3
- 4 The Classroom Song v.4
- 5 Hide 'n' Seek Kids Theme Song
- 6 The Classroom Rules Song
- 7 Let's Pray Song
- 8 The Big Question Box Song
- 9 The Bible Chant Song
- 10 ACTS Prayer Song (Short Version)
- 11 ACTS Prayer Song (Full Version)

#### Why the Extra Songs?

Hide 'n' Seek Kids is a curriculum used by children of different ages. Sometimes one of the other songs is a better fit for your kids. Or, you may simply want to teach them more songs on the same Bible Truth. Use as many or as few as you want.

### UNIT 5: GOD, THE GOOD CREATOR

- 12 Big Q & A 5 Song
- 13 Big Question 5 Song: Can You Tell Me What God Made?
- 14 Unit 5 Bible Verse Song: God Saw All He Had Made Genesis 1:31, NIV 1984
- 15 Unit 5 Hymn: All Things Bright and Beautiful, vs.1,2
- 16 Unit 5 Praise Song: Days of Creation

*listen to or download songs for free at <https://praisefactory.org>: Hide n Seek Kids Music page*

**Lesson Plan: Big Question**


= follow the stars for a short &amp; simple lesson plan

use with all FIVE lessons

**1. GETTING STARTED** *NOTE: Most 2 & 3 year olds do best simply learning the Big Question & Answer, a simple version of the Bible story, and maybe the Bible Verse. Use other activities, as time and attention span allow.*

<b>Intake</b> <b>Activity Ideas</b>	<b>Choose one of these open-ended activities to include children as they join the class:</b>
<b>Free Play Time</b> <i>suggestions in Appendix D</i>	★ (usually best for 2 year olds) Offer your own or some of the easy-to-make, free play activities suggested in Appendix D.
<b>OR Sing-along Music Time</b> <i>lyrics and sheet music, Appendix A</i>  <i>listen to or download songs for free at <a href="https://praisefactory.org">https://praisefactory.org</a>: Hide n Seek Kids Music page</i>	Music from Hide 'n' Seek Kids (HSK) NIV Songs 5: Big Q & A 5 Song <span style="float: right;"><i>HSK NIV Songs 5, track 12</i></span> Big Question 5 Song <span style="float: right;"><i>HSK NIV Songs 5, track 13</i></span> Big Question 5 (Unit) Bible Verse Song: God Saw All He Had Made Genesis 1:31, NIV 1984 <span style="float: right;"><i>HSK NIV Songs 5, track 14</i></span> Big Question 5 Hymn: Unit 5 Hymn: All Things Bright and Beautiful, vs.1,2 <span style="float: right;"><i>HSK NIV Songs 5, track 15</i></span> Big Question 5 Praise Song: Days of Creation <span style="float: right;"><i>HSK NIV Songs 5, track 16</i></span>  <i>Add more fun to Sing-along Music Time by adding a Music, Movement &amp; Memory Activity. These activities are listed on p. 8 of this lesson plan with the Response Activities. Instructions found in Appendix B.</i>
<b>OR Bible Verse Memory Game</b> <i>instructions found in Appendix B</i>	Lesson 1 Game: Loud and Soft, Big and Little Lesson 2 Game: Roll 'n' Toss Lesson 3 Game: Duck, Duck, Goose Lesson 4 Game: Lily Pad Jump Lesson 5 Game: Animal Cube  <i>These activities are also included on p.8 of this lesson plan with the Response Activities.</i>
<b>2. OPENING CIRCLE TIME</b> <i>(introduce the Bible Truth and tell the related Bible story)</i>	
<b>Gathering the Children</b> <i>lyrics and sheet music, Appendix A</i>	Sing verse 1 of The Classroom Song to gather the children for Circle Time.  <b>The Classroom Song, verse 1</b> <span style="float: right;"><i>HSK NIV Songs 5, track 1</i></span> Let's gather together to worship God, Let's gather together to worship God, Let's gather together to worship God, Come gather here with me!
<b>Welcome to Hide 'n' Seek Kids!</b>	★ "Welcome to Hide 'n' Seek Kids! We're so glad you've joined us! We're here to seek God and learn His Word and Hide it in our heart so that it will always be with us. And we're here to Hide His Word, the Bible, in our hearts. We ask big questions about God and dig deep down in the truths of God's Word to find them."

# Lesson Plan: Big Question 5

use with all FIVE lessons

p.2

## 2. OPENING CIRCLE TIME, continued

★ = short & simple lesson plan

<b>Hide 'n' Seek Kids Theme Song</b>	<p>"Let's sing our Hide 'n' Seek Kids theme song."</p> <p>★ <b>Hide 'n' Seek Kids Theme Song</b> <span style="float: right;"><i>HSK NIV Songs 5, track 5</i></span></p> <p><i>lyrics and sheet music, Appendix A</i></p> <p>Come along, we're gonna Hide 'n' seek!          Hide God's Word in our heart and Him, we'll seek,          God loves to show us the truths of His Word,          That we might know Him          and live out what we've learned.</p>
<b>Classroom Rules Song</b>	<p>There are two very important things that Hide 'n' Seek Kids do together: we worship God and we love one another. Our Classroom Rules Song reminds us how we should act. Let's sing it."</p> <p><b>Classroom Rules Song</b> <span style="float: right;"><i>HSK NIV Songs 5, track 6</i></span></p> <p><i>lyrics and sheet music, Appendix A</i></p> <p>Shh, be quiet while someone is talking,          Raise your hand, if you have something to say,          Don't touch your friend, sitting beside you,          Obey your teachers, Be kind as you play.          These are our classroom rules,          These are our classroom rules,          They help us worship God and love one another,          These are our classroom rules.</p>
<b>Opening Prayer Time</b>	<p>"Children, we need God's help to keep these rules. Let's ask Him to help us right now. Let's get ready and pray."</p> <p><b>Let's Pray</b> <span style="float: right;"><i>HSK NIV Songs 5, track 7</i></span></p> <p><i>lyrics and sheet music, Appendix A</i></p> <p>1-2-3!          Fold your hands,          Bow your head,          Close your eyes.          Let's pray! (<i>repeat</i>)</p> <p>"Let's pray:"</p> <p>★ <b>Opening Prayer</b></p> <p>Dear Lord,          We're so glad to get to gather together to worship You!          Please help us keep the classroom rules.          Please help us to love You and learn about You today.          In Jesus' name we pray. Amen.</p>



# Lesson Plan: Big Question 5

use with all FIVE lessons

p.3

## 2. OPENING CIRCLE TIME, continued

★ = short & simple lesson plan

### Reveal the Big Question

### Introduce the Big Question Box/Briefcase

lyrics and sheet music,  
Appendix A

"It's time to get down to business, Hide 'n' Seek kids! Let's see what our Big Question for today is. It's right inside our Big Question Box/ Briefcase."

### The Big Question Box Song

HSK NIV Songs 5, track 8

We've got a big box,  
All closed up and locked,  
Filled with the truths of God's Word.

We've got a brief case,  
There's no time to waste,  
Come on, kids, let's open it up!

### The Big Question under Investigation

VISUAL take out  
AID



of BQB

Big Question &  
Answer Sign, front side

\*found in the HSK Vol. 2  
Visual Aids, NIV Book

Ok, who would like to open it up for me and pull out the Big Question?"

Choose a child to open the box/briefcase, take out the Big Question and hand it to you. Then hold up the Big Question sign for all the children to see, and say:

★ The Big Question we are investigating today is Big Question Number 5:

### Can You Tell Me What God Made?

and the Answer is:

**God Made All Things Good!**

### Big Question Meaning

★ Did you ever wonder where everything in this world came from? All of the plants, animals and insects...the fish and birds...the sun, moon, stars and planets...the tall mountains and the beautiful oceans...the people here around us and the angels up in heaven? Did they just get here on their own? No, they did not! God made them. And when God made them, He made them good—perfect and without sin. He made them just right for His good plan for the world.

What was God's good plan for the world? He planned for everything He made to show us what He's like, so we could know how wonderful He is.

### Big Question Songs

### Big Q & A 5 Song

lyrics and sheet music,  
Appendix A

★ "Let's sing our Big Question Song:

### Big Q & A 5 Song

HSK NIV Songs 5, track 12

(adapted version of "London Bridge Is Falling Down)

Can you tell me what God made?  
What God made, what God made?  
Can you tell me what God made?  
God made all things good!

**Lesson Plan: Big Question 5**

use with all FIVE lessons

**p.4**

**2. OPENING CIRCLE TIME, continued**

★ = short & simple lesson plan

<p><b>Learning about the Big Question (use one or both)</b></p>	<p>Repeat the Big Question and Answer again:  <b>"Can You Tell Me What God Made? God Made All Things Good!"</b></p> <p>Say: "Hmmm, I wonder what that means... Let's do our action rhyme (or sing our song) that explains it."</p> <p>Then do the action rhyme or sing the song using any of the optional motions suggested, if desired.</p>	
<p><b>Big Question Action Rhyme</b></p>	<p><b>Big Question 5 Action Rhyme</b></p>	<p><b><u>(POSSIBLE ACTIONS)</u></b></p>
	<p>Big, tall trees,  Stars high in the sky.  Fish that swim,  Birds that fly,  Mommies and daddies,  Why even you and me!  God made these  and EVERYTHING I see  And He did it  for His own glory!</p>	<p>Raise your arms as tree branches  Wiggle your fingers like twinkling stars  Make wavy motion with hands  Flap arms like bird wings  Rock a pretend baby in your arms  Point to yourself  Point up to God</p> <p>Let's cheer for God! Say "Yay!"</p>
<p><b>Big Question (Action Rhyme) Song</b></p>	<p>★ <b>Big Question 5 (Action Rhyme) Song</b></p>	
<p><i>lyrics and sheet music, Appendix A</i></p>	<p><b>Refrain:</b></p> <p>Can you tell me what God made?  Can you tell me what God made?  Can you tell me what God made?  God made all things good, God made all things good  (through Jesus/for His glory)!  God made all things good, God made all things good!</p> <p><b>Verse 1</b></p> <p>Manatees, bumblebees, the air we breathe,  Orca whales, bunny tails and slimy snails,  Furry yaks, yummy snacks, bumpy camel backs,  God made all things good!  Cookatoos, kangaroos, the sky so blue,  Sparkly gems, cherubim and monkey limbs,  Thunder clouds, peacocks proud, the lion big and loud!  God made all things good! Refrain</p> <p><b>Verse 2</b></p> <p>Frogs that leap, woolly sheep, the shark's big teeth,  Tiny gnats, rivers fast, and chloroplasts,  Mountains high, octopi, the stars up in the sky,  God made all things good!  Sandy dunes, sun and moon, doves that coo,  Flying fish, rhinocerish, the bugs we squish!  Apple trees, the wavy seas, yes, even you and me!  God made all things good! Refrain</p>	
		<p><i>HSK ESV Songs 5, track 13</i></p>
		<p><b><u>(POSSIBLE ACTIONS)</u></b></p>
		<p>Mimic the different animals mentioned as you sing the song</p>



# Lesson Plan: Big Question 5

use with all FIVE lessons

p.5

## 2. OPENING CIRCLE TIME, continued

★ = short & simple lesson plan

### Learning the Bible Verse

### The Bible Chant Song

lyrics and sheet music,  
Appendix A

★ "And how do I know this is true? God tells me so in His special book, the Bible."

Say or sing the Bible Chant Song.

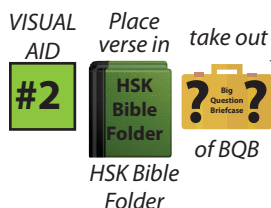
### The Bible Chant Song

HSK NIV Songs 5, track 9

The Bible, the Bible,  
Let's get out the Bible.  
Let's hear what God has to say.  
The Bible, the Bible,  
God's given us the Bible.  
It's His Word for us to learn and obey! Yay!

### The Bible Verse in the HSK Bible Folder

HSK 5 Bible Verse-front side  
(in the HSK Bible folder)



\*found in the HSK Vol. 2  
Visual Aids, NIV Book

"Who would like to get our Bible folder out of the Big Question Briefcase for me?"

Choose a child to open the briefcase, take out the "Bible" folder and hand it to you. Remove the Bible Verse Picture from the "Bible" folder and hold it up for all the children to see, then say:

### ★ Genesis 1:1,31

"In the beginning, God created the heavens and the earth...God saw all that He had made, and it was very good."

### Bible Verse Meaning

HSK 5 Bible Verse-back side

### ★ What does that mean?

Long, long ago, God made everything. He made everything in the heavens up above us--all the twinkly stars, the sun and moon and everything else. He made everything on earth--all the animals, the trees and flowers, and the tall, snowy mountains. He made the fish that swim in the seas and the birds that fly in the air, too. Most special of all, He made people. Everything God made was just right! He called it very good and it was!

### Bible Verse Song










lyrics and sheet music,  
Appendix A

"We've said our Bible verse, now let's sing it!"

### God Saw All that He Had Made: Genesis 1:31

HSK NIV Songs 5, track 14

God saw all that He had made,  
God saw all that He had ma-ee-ay-ee-ade,  
God saw all that He had made,  
God saw all that He had made,  
And it was very good.  
Genesis One, thirty-one.

Lesson Plan: Big Question 5		use with all FIVE lessons	p.6
2. OPENING CIRCLE TIME, continued		★ = short & simple lesson plan	
<b>Getting into the Case</b>	“Now it’s time to do a bit more deep down investigating. Let’s see what Detective Dan wants us to help him figure out. Would someone like to get it out for me?”		
<b>Listening Assignments</b>  <div>Place in  take out  of BQB</div>	<b>NOTE: Listening assignments are most suitable for ages 3+. Skip straight to the Bible story (see bottom of this page), if working with 2 year olds.</b>  “Let’s open up our listening assignment and see what we are supposed to figure out today.  <i>Choose a child to take out the Listening Assignment (from the HSK Bible Folder) and hand it to you. Read Detective Dan’s letter to the children that includes the listening assignment. The listening assignments are summarized below:</i>		
<b>VISUAL AID</b>  <i>HSK Vol. 2 Visual Aids, NIV</i>	<b>Detective Dan’s Lesson #1 Listening Assignment:</b> As you listen to the story, see if you can figure out: 1. Who spoke the wild and wonderful words? 2. What good things were made when he did?		
<b>VISUAL AID</b>  <i>HSK Vol. 2 Visual Aids, NIV</i>	<b>Detective Dan’s Lesson #2 Listening Assignment:</b> Our Bible verse is Genesis 1:1,31: “In the beginning, God created the heavens and the earth...God saw all that He had made, and it was very good.”  As you listen to the story, see if you can figure out: 1. What were some of the things that God created in the beginning? 2. What was so very good about everything He made?		
<b>VISUAL AID</b>  <i>*Listening Assignment #3 includes the Assignment Sheet, plus 4 clue pictures*</i> <i>HSK Vol. 2 Visual Aids, NIV</i>	<b>Detective Dan’s Lesson #3 Listening Assignment:</b> I found four clues, but one of them is NOT in the story. They are: A star; a bird; a plant; and a car. <i>Hold up each of the four pictures for the children to see as you identify them. Better yet, put them up on your flannelgraph board, off to one side.</i>  I need to know: 1. Which three pictures belong in the story and which one does not? 2. What did God use to make these things?		
<b>VISUAL AID</b>  <i>HSK Vol. 2 Visual Aids, NIV</i>	<b>Detective Dan’s Lesson #4 Listening Assignment:</b> As you listen to the story, see if you can figure out: 1. What special earth creature did God make in the beginning to know Him and praise Him more than all the others? 2. What is something they could praise God for being like as they looked at all He created?		
<b>VISUAL AID</b>  <i>HSK Vol. 2 Visual Aids, NIV</i>	<b>Detective Dan’s Lesson #5 Listening Assignment:</b> As you listen to the story, see if you can figure out: 1. Did God’s beautiful world stayed as perfect as it was when He first made it? 2. What did God send Jesus to do when bad things came into the world?		
<b>Tell the Bible Story</b>  <div>Place story &amp; pics in  take out  of BQB</div> <i>HSK Vol. 2 Visual Aids, NIV</i> <b>Bible Story included in this book, immediately after the Lesson Plan and with the Visual Aids</b>	★ <b>Then say,</b> “Ok, Hide ‘n’ Seekers! Put on your best listening ears and see if you can hear the answers to Detective Dan’s questions. When I finish telling the story, we will see if we can answer all the questions.”  ★ <b>Bible Story: The Case of the Wild and Wonderful Words</b> <i>Genesis 1-2</i>  <i>Read the Bible Truth story, putting up the storyboard pictures/Story Scenes as you tell it. Then, have the children answer the listening assignment. Present the the gospel and lead in prayer.</i>  <i>*Answers to questions, the gospel and ACTS prayer are included with the story text.*</i>		

# Lesson Plan: Big Question 5

use with all FIVE lessons

p.7

## 2. OPENING CIRCLE TIME, continued

★ = short & simple lesson plan

<p><b>Story Response Song(s)</b></p>	<p>As attention span and time allow, you might want to end with one of the following songs which also tie in with the unit. If desired, use the Music and Movement activity ideas while singing, listed with the Response Activities.</p>	
<p><b>Hymn</b></p> <p><i>lyrics and sheet music, Appendix A</i></p>	<p><b>All Things Bright and Beautiful</b></p> <p><b>Refrain:</b> All things bright and beautiful, All creatures, great and small, All things wise and wonderful, The Lord God made them all.</p> <p><b>Verse 1</b> Each little flower that opens, Each little bird that sings, He made their glowing colors, He made their tiny wings. <i>Refrain</i></p> <p><b>Tie-in:</b> "Children, the Lord has made so many wonderful things that we enjoy every day. Great, big things. Little, tiny things. Beautiful things and bright things. We're going to sing about some of them right now!"</p>	<p><i>HSK NIV Songs 5, track 15</i></p> <p><b>Verse 2</b> He gave us eyes to see them, And lips that we might tell, How great is God Almighty, Who has made all things well. <i>Refrain</i></p>
<p><b>Praise Song</b></p> <p><i>lyrics and sheet music, Appendix A</i></p>	<p><b>Praise Song: The Days of Creation</b></p> <p>On Day One, God made light, Made the difference in day and night. God just spoke the words and it came true. Wonder what else God will do?</p> <p>Two.... On Day Two, God split in two, Skies above, the water blue, God just spoke the word and it came to be. What will happen on Day Three?</p> <p>Three.... On Day Three, God made land, Then He put plants in the sand. God made herbs and grass and fruit on the trees, This was all done on Day Three.</p> <p><b>Tie-in:</b> "Children, We heard in our story about the things God made on each day of creation. Light and darkness. Plants and animals and people. Sun, moon and stars. Let's sing a song about what God made right now."</p>	

*HSK NIV Songs 5, track 16*

## 3. TAKING ACTION: Response Activities (choose from among these activities)

<p><b>Transition to Activities</b></p>	<p>★ Well, Hide 'n' Seek Kids, you've done a great job diggin' deep down for answers in the truths of God's Word. Now it's time to enjoy some activities."</p> <p>★ Tell children what activity/s you are providing for them: either free play or some of the response activities listed below. When you are ready to dismiss them, use this song to help the children transition in an orderly fashion to their next activity.</p>	
<p><b>Classroom Song, verse 2</b></p> <p><i>lyrics and sheet music, Appendix A</i></p>	<p>"Children, let's sing our Time to Play Song. When we are finished you may get up and walk over to our next activity."</p> <p><b>Classroom Song, verse 2</b> We've gathered together to worship God, We've gathered together to worship God, And now it's time to play. <i>Dismiss the children to whatever activities you have prepared for them to do.</i></p>	

*HSK NIV Songs 5, track 2*

# Lesson Plan: Big Question 5

use with all FIVE lessons

p.10

## 3. TAKING ACTION: Response Activities *(choose from among these activities)*

★ = short & simple lesson plan

Response Activities	Choose one or more activities appropriate for your children, based on classroom time and developmental needs. <b>Add the Discussion Sheet to any activity for deeper learning.</b> ★
<b>Bible Verse Memory Game</b>  <i>game directions, Appendix B</i>	<p>Though listed with the opening activities, you may choose to use this Bible verse game here instead (or as a repeat).</p> <ul style="list-style-type: none"> <li>Lesson 1 Game: Loud and Soft, Big and Little</li> <li>Lesson 2 Game: Roll 'n' Toss</li> <li>Lesson 3 Game: Duck, Duck, Goose</li> <li>Lesson 4 Game: Lily Pad Jump</li> <li>Lesson 5 Game: Slap, Clap and Stack</li> </ul> <p>Use the Discussion Sheet with these activities for even deeper learning ★</p> <p>Unit Discussion Questions for Activities Discussion Questions</p>
<b>Music, Movement &amp; Memory Activity</b>  <i>game directions, Appendix B</i>	<p>A music activity that uses the songs from the Bible Truth and Big Question unit.</p> <ul style="list-style-type: none"> <li>HSK Songs for Unit, plus:</li> <li>Lesson 1 Activity: Bottle Shakers</li> <li>Lesson 2 Activity: March 'n' Say</li> <li>Lesson 3 Activity: Clap, Tap and Say</li> <li>Lesson 4 Activity: Block Clappers</li> <li>Lesson 5 Activity: Musical Squares</li> </ul> <p>Use the Discussion Sheet with these activities for even deeper learning ★</p> <p>Unit Discussion Questions for Activities Discussion Questions</p>
<b>Bible Story Review Game</b>  <i>game directions, Appendix B</i>	<p>A game that uses the storyboard pictures from the story to review the story.</p> <ul style="list-style-type: none"> <li>Lesson 1 Game: Going Fishing</li> <li>Lesson 2 Game: Pony Express</li> <li>Lesson 3 Game: Clothespin Line Up and Drop</li> <li>Lesson 4 Game: Fix Up the Mix Up</li> <li>Lesson 5 Game: Who's in the Basket?</li> </ul> <p>Use the Discussion Sheet with these activities for even deeper learning ★</p> <p>Unit Discussion Questions for Activities Discussion Questions</p>
<b>Coloring Pages/ Take Home Sheets</b>  <i>in Appendix C</i>	<p>A coloring page related to the lesson assignment questions is provided for each lesson. On the back of each are the key concepts, a few questions and a song for parents to use with their children. (If desired, include a copy of the Bible story with the Take Home Sheet.)</p> <p>NOTE: Upgrade your coloring sheet to a more interesting craft by offering simple embellishments, such as jiggly eyes, craft sand, glitter, glitter glue, colored paper dots (made with a hole punch), fabric scraps, etc. Make cut-to-size glued-on clothes, hair, etc for characters by using a copy of the coloring sheet, cutting out the selected portions and making them the patterns for whatever you want to cut out of fabric, paper, foil, etc.</p> <p>★</p> <ul style="list-style-type: none"> <li>Lesson 1 Coloring Sheet Emphasis: Bible Truth</li> <li>Lesson 2 Coloring Sheet Emphasis: Bible Verse</li> <li>Lesson 3 Coloring Sheet Emphasis: Bible Truth</li> <li>Lesson 4 Coloring Sheet Emphasis: ACTS Prayer</li> <li>Lesson 5 Coloring Sheet Emphasis: The Gospel</li> </ul> <p>Use the Discussion Sheet with these activities for even deeper learning ★</p> <p>Unit Discussion Questions for Activities Discussion Questions</p>
<b>Extra Crafts:</b> <b>Big Question Craft</b> <i>in Appendix C</i>	<p><b>These crafts are slightly more complex than the coloring sheets:</b></p> <p><b>The Big Question Craft</b> is a color, glue and stick craft of the Big Question and Answer.</p> <p>Use the Discussion Sheet with these activities for even deeper learning ★</p> <p>Unit Discussion Questions for Activities Discussion Questions</p>
<b>Bible Verse Craft</b> <i>in Appendix C</i>	<p><b>The Bible Verse Craft</b> is a craft that gives the Bible verse and explains it, also involving gluing and sticking and a few other, simple craft supplies.</p> <p>Discussion Questions</p>
<b>Bible Story Puzzle</b> <i>in Appendix C</i>	<p>The <b>Storyboard Picture Placement Page</b> has been made into a puzzle that can be cut out and re-assembled by the children. This provides a nice summary of the story.</p>
<b>Free Play Activities</b> <i>ideas in Appendix D</i>	<p>★ Offer your own or some of the easy-to-make, free play activities suggested in Appendix D.</p>

# Lesson Plan: Big Question 5

use with all FIVE lessons

p.9

## 4. CLOSING CIRCLE TIME *(End-of-session activities for the last 5-10 minutes of class time)*

★ = short & simple lesson plan

<p><b>Transition to Closing Circle</b></p> <p><b>Classroom Song, verse 3</b></p> <p><i>lyrics and sheet music, Appendix A</i></p>	<p><i>Use this song to help the children transition in an orderly fashion. Sing the song, then ask the children to gather with you for Closing Circle Time.</i></p> <p><b>Classroom Song, verse 3</b> <span style="float: right;"><i>HSK NIV Songs 5, track 3</i></span></p> <p>It's time to get ready to go and tell, It's time to get ready to go and tell, Come gather here with me.</p>
<p><b>Closing Circle Time</b></p> <p><b>Classroom Song, verse 4</b></p> <p><i>lyrics and sheet music, Appendix A</i></p>	<p><i>When children are settled in the circle, say:</i></p> <p>"It is almost time for your parents to come pick you up. And do you know what that means? It means.... (draw this out to build anticipation and excitement)...that it's almost time to go home and....it's almost time to...Go and Tell! We have learned some big news about God today. God wants us to take and tell it to the whole world!"</p> <p><b>Classroom Song, verse 4</b> <span style="float: right;"><i>HSK NIV Songs 5, track 4</i></span></p> <p>So what's our big news to go and tell, So what's our big news to go and tell, Can you tell me now?</p>
<p><b>Big News to Tell</b></p> <p><b>Big Question 5</b></p> <p><i>VISUAL AID</i></p> <p><b>#1</b></p> <p><i>*found in the HSK Vol. 2 Visual Aids, NIV Book</i></p> <p><i>lyrics and sheet music, Appendix A</i></p>	<p>"Let's see....there's so much big news to tell! There's so much we've learned!</p> <p>Can you tell me the answer to our <b>Big Question: "Can You Tell Me What God Made?"</b> <i>(Show them the Big Question and Answer picture.)</i></p> <p>Say the answer with me: <b>"God Made All Things Good!"</b></p> <p><i>(If desired, you can sing the Big Q &amp; A Song.)</i> <span style="float: right;"><i>HSK NIV Songs 5, track 12</i></span></p>
<p><b>Big Question 5 Bible Verse</b></p> <p><i>VISUAL AID</i></p> <p><b>#2</b></p> <p><i>*found in the HSK Vol. 2 Visual Aids, NIV Book</i></p> <p><i>lyrics and sheet music, Appendix A</i></p>	<p>"And how do I know this is true? Can you tell me?</p> <p>Say it with me: <b>"The Bible tells me so!"</b></p> <p>That's right!</p> <p>We learned: <b>Genesis 1:1,31</b> "In the beginning, God created the heavens and the earth...God saw all that He had made, and it was very good." <i>(Show them the Bible Verse picture.)</i></p> <p>The Bible tells us that God made everything in our whole world, long ago in the beginning. of time. He looked at it all and called it very good. That's because He made it all just right!"</p> <p><i>(If desired, you can sing the Bible verse song.)</i> <span style="float: right;"><i>HSK NIV Songs 5, track 14</i></span></p>

# Lesson Plan: Big Question 5

use with all FIVE lessons

p.8

## 4. CLOSING CIRCLE TIME, continued

★ = short & simple lesson plan

<p><b>Closing ACTS Prayer Time</b></p> <p><b>ACTS Prayer Chant</b></p> <p><i>lyrics and sheet music, Appendix A</i></p>	<p><i>Let's ask God to help us to remember this and even tell others this good news. Let's get ready and pray our ACTS prayer.</i></p> <p><i>And what does ACTS mean? Let's sing/say our ACTS Prayer Chant!</i></p> <p><b>ACTS Prayer Chant Song</b> <span style="float: right;"><i>HSK NIV Songs 5, tracks 10,11</i></span></p> <p>A, Adoration: God, we praise You!  C, Confession: Forgive us our sins.      That's the ACTS prayer, my friend,  T, Thanksgiving: Thank You for Jesus,      Bow head, Close your eyes, Shhh,  S, Supplication: Help us to live like Him.      Let's begin!</p>
<p><b>Closing ACTS Prayer</b></p>	<p>"Let's pray!"</p> <p><i>Lead the children in the ACTS prayer for this unit.</i></p> <p><b>A</b> We praise you, God. You are the one who made everything in heaven and earth! You are our Creator.</p> <p><b>C</b> God, You created us to know You and worship You. We should obey You and Your good laws, but many times we choose to disobey You, instead. Please forgive us! We need a Savior!</p> <p><b>T</b> Thank You for all the beautiful things in heaven and earth You created for us to enjoy. Thank You for showing us what You are like, as we look at them. Thank You for creating us with a spirit, so we can know and love You.</p> <p><b>S</b> Help us to know You better, as we look around us at everything You've made. Work deep inside our hearts. Help us to turn away from our sins and trust in Jesus as our Savior.</p> <p>In Jesus' name we pray. Amen.</p>

## 5. TAKING IT HOME (Take Home Sheet)

<p><b>Clean up and Dismissal</b></p>	<p>★ "Now it's time to work together and clean up."  <i>Have the children join you in cleaning up the room.</i></p>
<p><b>Coloring Pages/ Take Home Sheets</b></p> <p><i>in Appendix C</i></p>	<p>★ <i>Give out the craft/take home sheet and any other papers from the session, as you dismiss children from class.</i></p> <p><i>(Reminder: The back side of the coloring page is the take home sheet for each lesson.)</i></p>
<p><b>Bible Story to Take-Home</b></p> <p><i>in Appendix C</i></p>	<p>You may also want to include a copy of the story along with the take home sheet. (However, each coloring sheet/take home sheet includes a note to parents telling them where they can download the story from the Parent Resources section on the website.</p>



# Big Question 5 Bible Story

use with all FIVE lessons

Place  
story in

take out

p.1

## The Case of the Wild and Wonderful Words

Genesis 1-2



of BQB

### Story-telling Tips

Ahead of time:

1. Read the Bible verses and story. Pray!
2. Choose story action cues and/or prepare storyboard pictures, if using. (Included in Visual Aids book)
3. Practice telling story with the pictures, timing your presentation. Shorten, if necessary to fit your allotted time.

During your presentation:

1. Maintain as much eye contact as possible as you tell the story.
2. Put up storyboard figures/add story action cues as you tell the story. Allow the children to help you put them on the board, if desired.
3. Include the children in your story with a few questions about what they think will happen or words/concepts that might be new to them.
4. Watch the kids for signs that their attention span has been reached. Shorten, if necessary.

### INTRODUCTION/ LISTENING ASSIGNMENTS

**“Our story is called: The Case of the Wild and Wonderful Words. Here is your listening assignment... ”**

*Read from Detective Dan’s Listening Assignment signs, but questions are summarized below:*

#### Detective Dan’s Lesson #1 Listening Assignment:

As you listen to the story, see if you can figure out:

1. Who spoke the wild and wonderful words?
2. What good things were made when he did?

#### Detective Dan’s Lesson #2 Listening Assignment:

Our Bible verse is Genesis 1:1,31: “In the beginning, God created the heavens and the earth...God saw all that He had made, and it was very good.”

As you listen to the story, see if you can figure out:

1. What were some of the things that God created in the beginning?
2. What was so very good about everything He made?

#### Detective Dan’s Lesson #3 Listening Assignment:

I found four clues, but one of them is NOT in the story.

They are: A star; a bird; a plant; and a car.

*Hold up each of the four pictures for the children to see as you identify them. Better yet, put them up on your flannelgraph board, off to one side.*

I need to know:

1. Which three pictures belong in the story and which one does not?
2. What did God use to make these things?

#### Detective Dan’s Lesson #4 Listening Assignment:

As you listen to the story, see if you can figure out:

1. What special earth creature did God make in the beginning to know Him and praise Him more than all the others?
2. What is something they could praise God for being like as they looked at all He created?

#### Detective Dan’s Lesson #5 Listening Assignment:

As you listen to the story, see if you can figure out:

1. Did God’s beautiful world stay as perfect as it was when He first made it?
2. What did God send Jesus to do when bad things came into the world?

### Read the questions, THEN SAY,

“Ok, Hide ‘n’ Seekers! Put on your best listening ears and see if you can hear the answers to Detective Dan’s questions. When I finish telling the story, we will see if we can answer all the questions.”

**Big Question 5 Bible Story**

use with all FIVE lessons

p.2

**"The Case of the Wild and Wonderful Words" Genesis 1-2**

*Story with lines separating paragraphs (text in bold, optional interaction cues in italics)*

**Long, long ago, there was only God.**

**Back then--just as right now-- God was very GLORIOUS! That means God was all good, and beautiful, and loving, and powerful, and everything that is perfectly wonderful.**

**And even though there was only God...He was very happy.**

*Can you show me your happiest face? God was even happier than that!*

**God... this Glorious, Happy God... had a big plan to do something gloriously wonderful....to MAKE something gloriously wonderful.**

**What could God's plan be? What would He make? Let's see...**

*What do you think God is going to make?*

**All around was darkness, then God said, "Come, light!" And POP! Out came shiny, bright light.**

*Don't you love the light? I do. Can you make a shimmery bright light by wiggling your fingers with me?*

**"This is good," God said. "It's just what I had planned."**

*What did God say it was? Can you say it with me? "This is GOOD!"*

**Then God said, "Come, dry land!" And POP! Out came the land from the cool, splashy water. There were tall mountains, and deep valleys, and lots of flat land, too.**

*Stretch up high and make tall mountains with your arms.*

**"This is good," God said. "It's just what I had planned."**

*What did God say it was? Can you say it with me? "This is GOOD!"*

**Then God said, "Come, green plants!" And POP! Out came tickly, green grasses, sweet-smelling flowers and big, tall trees.**

*Can you pretend your feet are tickled on the bottom by grass?*

**"This is good," God said. "It's just what I had planned."**

*What did God say it was? Can you say it with me? "This is GOOD!"*

# Big Question 5 Bible Story

use with all FIVE lessons

p.3

*Story with lines separating paragraphs (text in bold, optional interaction cues in italics)*

**Then God said, "Come sun, moon, and stars!" And POP! Out came the bright sun, the softly glowing moon, and the twinkling stars.**

*Can you make your arms into a big, round sun?*

**"This is good," God said. "It's just what I had planned."**

*What did God say it was? Can you say it with me? "This is GOOD!"*

**Then God said, "Come, fish! Come, birds!" And POP! Fish wriggled and jumped in the water. Birds swooped and soared in the skies.**

*Can you make a fishy noise: blub, blub, blub? Can you flap your arms like a bird?*

**"This is good," God said. "It's just what I had planned."**

*What did God say it was? Can you say it with me? "This is GOOD!"*

**Then God said, "Come, animals!" And POP! Bears growled.**

*Can you growl like a bear?*

**Dogs wagged their tails and barked. Bunnies wiggled their nose and hopped.**

*Can you bark like a dog? Can you wiggle your nose and hop like a bunny?*

**Kangaroos went bounce, bounce, bounce, all around! Lizards slithered along the ground.**

*Can you bounce like a kangaroo? Can you slither like a lizard?*

**God made many other creatures, too... more than you can count! "This is good," God said. "It's just what I had planned."**

*What did God say it was? Can you say it with me? "This is GOOD!"*

**Last of all, God made a man and a woman.**

**God put something special inside their bodies that wasn't inside ANYTHING ELSE that He made on earth. Do you know what it was? He put a spirit--a special HEART-- inside their bodies so they could know and love Him.**

**The man and the woman were very, very happy. They knew God and loved Him. They loved each other, too. They delighted in all the wonderful things God made.**

*Can you show me your happiest face?*

## Big Question 5 Bible Story

use with all FIVE lessons

p.4

*Story with lines separating paragraphs (text in bold, optional interaction cues in italics)*

**God looked at everything He made, and said, "This is good. This is all VERY GOOD." It is ALL just what I had planned. It is ALL gloriously wonderful."**

*What did God say it was this time? Can you say it with me? "This is VERY GOOD!"*

Big Question 5 Bible Story	use with all FIVE lessons	p.5
<p><b>Cracking the Case:</b> (story wrap-up for Listening Assignments)</p> <p>It's time to see how we did with our Listening Assignment.</p> <p><b>Detective Dan's Lesson #1 Listening Assignment:</b></p> <p><b>1. Who spoke the wild and wonderful words?</b> God did.</p> <p><b>2. What good things were made when he did?</b> God made everything in the heavens and the earth... even us! He just spoke and they came to be.</p> <p><b>For You and Me:</b> We can look all around us and see some of the many good things God made. He wants us to learn about them and enjoy them. And do you know what else He wants to happen as we look at what He's made? He wants us to come to know Him better, too. We can ask Him to help us. He delights to do this!</p> <p><b>Detective Dan's Lesson #2 Listening Assignment:</b></p> <p><b>Our Bible Verse is: Genesis 1:1,31</b> "In the beginning, God created the heavens and the earth...God saw all that He had made, and it was very good."</p> <p><b>1. What were some of the things that God created in the beginning?</b> Night and day; stars and the planets; the earth; the fish in the seas and the birds in the skies; the animals and us!</p> <p><b>2. What was so very good about everything He made?</b> Everything God made was very good. It had no bad in it. He made it perfect for all His good plans.</p> <p><b>For You and Me:</b> What are some of your favorite things that God made? What makes them so special? Each thing God made has its own, special beauty. Each thing is amazing in its own way. God made people the most amazing of all! He made us with a special heart (a spirit) so that we could know more about Him as we look at all the good things He made. Ask God to help you know more of Him as you look at His creations! He loves to help us do this!</p> <p><b>Detective Dan's Lesson #3 Listening Assignment:</b> I found four clues, but one of them is NOT in the story. They are: A star; a bird; a plant; and a car. I need to know:</p> <p><b>1. Which three pictures belong in the story and which one does not?</b> The car does not belong.</p>		
	<p><b>2. What did God use to make these things?</b> God only used His powerful word. He spoke and they came to be. That's it!</p> <p><b>For You and Me:</b> God used just His powerful words to create everything in heaven and earth. And did you know His word is still powerful today? Did you know the Bible is also God's Word--written down for us. When we learn God's Word, the Bible, He can work in our hearts and help us to know Him. Ask Him to do this in you!</p>	
	<p><b>Detective Dan's Lesson #4 Listening Assignment:</b></p> <p><b>1. What special earth creature did God make in the beginning to know Him and praise Him more than all the others?</b> People.</p> <p><b>2. What is something they could praise God for being like as they looked at all He created?</b> They could praise Him for being so beautiful, powerful and great.</p> <p><b>For You and Me:</b> Those first people had so much to praise God for, as they looked at all He created. So do we. We can look at the mountains and see a little bit of how mighty God must be. We can look at a sunset and understand a bit of how beautiful God is. We can look up at the millions of stars in the sky and see how great God must be. God has given us so much to praise Him for!</p>	
	<p><b>Detective Dan's Lesson #5 Listening Assignment:</b></p> <p><b>1. Did God's beautiful world stayed as perfect as it was when He first made it?</b> Sadly, it did not! Bad things came through sin when we disobeyed God.</p> <p><b>2. What did God send Jesus to do when bad things came into the world?</b> God sent Jesus to be our Savior. He came to take the punishment for the sins of God's people, so they could know God and be His people forever.</p> <p><b>For You and Me:</b> We all disobey God. We need a Savior. Jesus can save us from our sins and make us God's people, too, when we repent of our sins and trust in Him as our Savior. God loves to help us do this!</p>	

# Big Question 5 Bible Story

use with all FIVE lessons

p.6

## The Gospel (story wrap-up if NOT using Listening Assignments)

### Our Bible Truth is:

### Can You Tell Me What God Made?

### God Made All Things Good!

How wonderful life would have been, if people had kept on loving God as He created them to! How wonderful life would have been, if nothing bad had ever come into God's good world! But bad things DID come into God's good world. People have not kept on loving or obeying God, have they? Why, even you and me, we disobey God. We do bad things. And now, we all deserve God's punishment. This is such sad news.

But there's good news, too. God loved us so much that He sent His Son, Jesus, to suffer and die on the cross, taking all the punishment for the sins of God's people. On Day Three, Jesus rose from the dead, proving He had really beaten sin and death for them. Now, God will forgive all who turn away from their sins, and trust in Jesus as their Savior. That's how we can become God's people. If we do, what a wonderful beginning that will be! We will get to know God in our hearts, now. And one day, we will get to live with Him in heaven forever.

*Close in prayer.*

## Closing Unit 5 ACTS Prayer

A=Adoration C=Confession T=Thanksgiving S=Supplication

- A** We praise you, God. You are the one who made everything in heaven and earth! You are our Creator.
- C** God, You created us to know You and worship You. We should obey You and Your good laws, but many times we choose to disobey You, instead. Please forgive us! We need a Savior!
- T** Thank You for all the beautiful things in heaven and earth You created for us to enjoy. Thank You for showing us what You are like, as we look at them. Thank You for creating us with a spirit, so we can know and love You.
- S** Help us to know You better, as we look around us at everything You've made. Work deep inside our hearts. Help us to turn away from our sins and trust in Jesus as our Savior. In Jesus' name we pray. Amen.

***Return to page 7 of the Lesson Plan  
for the script of the rest of this lesson.***



# Unit 5 Hide 'N' Seek Discussion Sheet

use with all FIVE lessons

Use with all  
response activities  
for deeper learning



P.1

Questions to aid discussion of the key concepts and for use in games

Be familiar with these questions and answers. Look for opportunities to ask questions and talk about their answers, such as while the children work on their coloring pages, as part of their games, or during play time. Remember: your goal isn't to ask all these questions or to only talk to the children about these things. It is to be deliberate in having good conversations with them, as natural opportunities arise.

<b>BIG QUESTION</b>	Can You Tell Me What God Made? God Made All Things Good!
<b>Meaning</b>	<p>Did you ever wonder where everything in this world came from? All of the plants, animals and insects...the fish and birds...the sun, moon, stars and planets...the tall mountains and the beautiful oceans...the people here around us and the angels up in heaven? Did they just get here on their own? No, they did not! God made them. And when God made them, He made them good—perfect and without sin. He made them just right for His good plan for the world.</p> <p>What was God's good plan for the world? He planned for everything He made to show us what He's like, so we could know how wonderful He is.</p>
<b>Discussion Questions</b>	<p><i>choose a few</i></p> <ol style="list-style-type: none"> <li>1. Can You Tell Me What God Made? <i>God Made All Things Good...He Made Everything in Heaven and Earth.</i></li> <li>2. Did everything just get here on its own or did someone make them? <i>God made them.</i></li> <li>3. What did God make good? <i>Everything He made.</i></li> <li>4. Did everything God make come out goofed up or just right for His plans? <i>Just right for His plans.</i></li> <li>5. Who does God want us to know more about when we look at what He's made? <i>Himself! God wants us to delight in how wonderful He is.</i></li> <li>6. Who can we ask to help us see what God is like in all the good things He's made? <i>God! He delights to help us!</i></li> </ol>
<b>THE GOSPEL</b>	<p>How wonderful life would have been if people had kept on loving God as He made them to in the beginning! But people have not kept on loving God, have they? Why, even you and me, we disobey God. We do bad things. And now we deserve God's punishment. This is such sad news! But God has good news for us! It's called the gospel? Do you know what it is?</p> <p><i>God loved us so much that He sent His Son, Jesus, to suffer and die on the cross, taking all the punishment for the sins of God's people. On Day Three, Jesus rose from the dead, proving He had really beaten sin and death for them. Now, God will forgive all who turn away from their sins, and trust in Jesus as their Savior. That's how we can become God's people. If we do, what a wonderful beginning that will be! We will get to know God in our hearts, now. And one day, we will get to live with Him in heaven forever.</i></p>

Questions to aid discussion of the key concepts and for use in games

<b>BIBLE VERSE</b>	"In the beginning, God created the heavens and the earth...God saw all that He had made, and it was very good." Genesis 1:1,31
<b>Meaning</b>	Long, long ago, God made everything. He made everything in the heavens up above us--all the twinkly stars, the sun and moon and everything else. He made everything on earth--all the animals, the trees and flowers, and the tall, snowy mountains. He made the fish that swim in the seas and the birds that fly in the air, too. Most special of all, He made people. Everything God made was just right! He called it very good and it was!
<b>Discussion Questions</b>	<p><i>choose a few</i></p> <ol style="list-style-type: none"> <li>1. What did God do in the beginning? <i>He created the heavens and the earth.</i></li> <li>2. What is something in the heavens God created? <i>Stars, sun and moon.</i></li> <li>3. What is something He made on earth? <i>All the mountains, plants, animals fish, birds and people.</i></li> <li>4. Who was the most special of all God's creations? <i>People.</i></li> <li>5. What was so special about how God created people? <i>God created them with a spirit inside of them that could know and love Him.</i></li> <li>6. What did God think when He saw everything He had made? <i>That it was very good.</i></li> <li>7. What made God's creations so good? <i>There was nothing bad in them and they were perfect for all of His good plans.</i></li> <li>8. Who can we know more about as we look at everything God created? <i>We can know more about God.</i></li> <li>9. Who can help us know God? <i>God, Himself! He loves to help us. Just ask Him!</i></li> </ol>
<b>BIBLE STORY</b>	<b>The Case of the Wild and Wonderful Words Genesis 1-2</b>
<b>Discussion Questions</b>	<p><i>choose a few</i></p> <ol style="list-style-type: none"> <li>1. Who was the only one who lived before the world was created? <i>God was.</i></li> <li>2. Was God happy, even before He created the world and there was only Him? <i>Yes, He was!</i></li> <li>3. What did God plan to make in the beginning? <i>A whole beautiful world.</i></li> <li>4. What did God use to make everything? <i>Only His word. He just told it to happen and it did!</i></li> <li>5. What did God create when there was just darkness? <i>He created light!</i></li> <li>6. What did God create on the land? <i>Mountains and valleys.</i></li> <li>7. What did God make grow on the land? <i>All kinds of plants.</i></li> <li>8. What did God create to fly in the skies? <i>Birds.</i></li> <li>9. What did God create to live in the water? <i>Fish and other sea animals.</i></li> <li>10. What kinds of things did God create to live on the land? <i>Animals and bugs and even us!</i></li> <li>11. What was the most special creature God made to live on the land? <i>People.</i></li> <li>12. What made people so special? <i>Only they were created with a heart to know and love Him.</i></li> <li>13. Who did God create people to know? <i>To know Him and to know each other.</i></li> <li>14. What did God say when He finished creating everything? <i>That is was all very good.</i></li> <li>15. What makes us so special? <i>God created you and me with a heart to know and love Him, too.</i></li> <li>16. How can we know God? <i>We can ask God to work in our hearts. We can turn away from our sins and trust in Jesus as our Savior.</i></li> </ol>