

Hide 'n' Seek Kids

Unit 2

Curriculum:
God's Wonderful
World, the Bible



Session Prep (especially good for newbies!)

Pray! *NOTE: Most 2 & 3 year olds do best simply learning the Big Question & Answer, a simple version of the Bible story, and maybe the Bible Verse. Use other activities, as time and attention span allow. Your session prep need only include what you use.*



Pray for the Holy Spirit to be at work in your heart and the children's hearts.

Review



If new to the curriculum, look at the **Getting Started with Hide 'n' Seek Kids section of this book** (p.5) It will be especially helpful to read through the Hide 'n' Seek Kids section of **The Praise Factory Tour: Extended Version Book**. This is a visual way to understand what goes on in the classroom. (A pdf of the book is found in the samples section on the website.)

Look through and Learn the Lesson



Read over **lesson plan**. Practice any **songs or action rhymes** you are using. Choose/make up motions to go with these. Choose less with younger children and more with older preschoolers. **Practice the lesson with the visual aids** and using the Big Question Box/Briefcase.

Read and Rehearse the Bible Story with Pictures



Read the Bible story from the Bible. Read the curriculum version. Practice telling it with the storyboard pictures. (If you have not previously laminated the story pictures, do that now.) Or, rehearse it from the Simple Story Scenes, if you are using those.

Let There Be Music



Download the music and listen to the songs. Choose which of the songs you will use with the children. If using live musicians, make sure they have the sheet music (found in Appendix A).

Put the Props in Place



1. Prepare your Visual Aids. Put the Bible Verse, Listening Assignment, Bible Story in one side of the Bible folder. Keep out the Big Question sign.
2. Get out your storyboard. If using Simple Story Scenes, put these in your Bible Folder. Or, if using the individual storyboard figures, put all background pictures in place (they have a BG by the number). Put the rest of the storyboard pictures (these have a SB by the number) in order of use in the other side of the Bible folder.
3. Put the HSK Bible Folder as well as the Big Question sign in the Big Question Box/Briefcase and shut it. If your box/briefcase has locks and you want to use the unlocking the box as part of your session, lock it now....but make sure you have the key or know the code first.
4. Prepare the music CD or sheet music or mp3 device for use in your session.

Set Out Free Play Activities



Choose and set up free time activities you will use with the children. Choose a variety of different activities that will be enjoyed by different types of children. Rotate the activities you provide to keep them interesting and fresh to your children. (Suggestions in Appendix D, Core Curriculum books.)

Prepare Any Activities



Choose which (if any) of the unit games and crafts activities you want to use in the session. Bear in mind your time frame as well as the developmental abilities/attention span of your children as you decide what/how many to prepare. **Look over the Discussion Sheet** and choose a few questions you might use to spark discussion with the children as they do their activities (especially good for ages 3's+). Pray for God to give you opportunities to talk about these things with the children.

Let Them Take It with Them



Make copies of the craft/take home sheets, if you are not already using them as one of your activities. You may also want to make copies of the story (see take-home version of each story included in Appendix C with the other take home resources) to have for parents to use with their children at home. There's a link on each craft/take home sheet to the story, if you don't make hard copies.

Store It



After your session is over, collect the resources and store them for future use. This curriculum can be used over and over for years to come.

Unit 2 Overview of Key Concepts

UNIT 2: God's Wonderful Word, the Bible

Unit Big Question (and Answer): "What's So Special about the Bible? It Alone Is God's Word!"

Meaning:

There are millions of books in the world, but none is like the Bible. It alone is God's perfect Word! God made sure it was written down just right. It tells us everything we need to know God and how to live for Him. It is powerful to do everything God wants it to do. Everything else in this world may come and go, but God's Word will last forever. It will always prove true.

Unit 2 Bible Verse: Psalm 18:30, 46 ESV

"This God--His ways are perfect. The word of the LORD proves true. The Lord lives, and blessed be my rock, and exalted be the God of my salvation."

Meaning:

The LORD is like no one else. He is the one, true God. Everything He does is absolutely perfect! Everything God says is perfect, too. It is flawless. Flawless is a big word that means perfect--without even a single mistake. No, not one! God always tells us what is right and true. His Word always proves true!

Where can we read God's Word? In the Bible! It alone is God's Word. That's why we take time each day to learn from the Bible. We want to hear from God--all the wonderful things about Him; what He has done for us through Jesus, His Son; and, what good things are in store for those who love Him and live for Him. Oh, how we want to praise the LORD when we read His Word! He is the living God. He is our Savior!

Unit 2 ACTS Prayer

- A** We praise You, God. You are perfect, and everything You tell us in Your Word, the Bible, always proves true.
- C** God, we know You are perfect and everything You say is true, but too many times we still don't trust You or obey Your Word. Please forgive us! We need Jesus to be our Savior!
- T** Thank You for giving us Your words, written down perfectly in the Bible. Thank You that we can always know what is right and true when we read Your Word, the Bible. And thank You for all the wonderful things You tell us in the Bible, especially the stories about Jesus.
- S** Work deep inside our hearts. Help us to turn away from our sins and trust in Jesus as our Savior. Help us to want to read Your Word. Help us to know You better as we learn. Help us to go and tell others how they can learn about You in Your wonderful Word, the Bible. In Jesus' name we pray. Amen.

Unit 2 Story

The Case of the Women's Best Gift

1 Timothy

Songs Used in Unit 2 *listen to or download songs for free at <https://praisefactory.org>: Hide n Seek Kids Music page*

Big Q & A 2 Song

Big Question 2 Song: What's So Special About God's Word?

Unit 2 Bible Verse Song: Proves True Psalm 18:30, 46 ESV

Extra Unit 2 Bible Verse Song: This God, His Way Is Perfect Psalm 18:30,46, ESV (other version)

Extra Unit 2 Bible Verse Song: The Word of the Lord 1 Peter 1:24,25, ESV

Unit 2 Hymn: How Precious Is the Book Divine, v.1

Unit 2 Praise Song: The Best Book to Read Is the Bible

Hide 'n' Seek Kids ESV Songs 2 Track Numbers

This is a listing of all songs mentioned in the unit curriculum. You may or may not choose to use all of the songs. They are listed in easy-reference order--NOT in the order used in the curriculum.

You may choose to simply burn a CD/load them onto an mp3 device in this order. Or, you may want to do what we do: choose the songs we want to use and create a play list of them in that order. Then, we burn a CD/upload the play list onto an mp3 device. A teacher only has to click forward to the next song, instead of hunting for the right track. The track number have been included as part of the title of each song, so teachers will still have a reference to the track number listed in the curriculum (same as those listed below), even if you change the order on your customized play list.

SONGS USED EVERY UNIT OF THE CURRICULUM

- 1 The Classroom Song v.1
- 2 The Classroom Song v.2
- 3 The Classroom Song v.3
- 4 The Classroom Song v.4
- 5 Hide 'n' Seek Kids Theme Song
- 6 The Classroom Rules Song
- 7 Let's Pray Song
- 8 The Big Question Box Song
- 9 The Bible Chant Song
- 10 ACTS Prayer Song (Short Version)
- 11 ACTS Prayer Song (Full Version)

Why the Extra Songs?

Hide 'n' Seek Kids is a curriculum used by children of different ages. Sometimes one of the other songs is a better fit for your kids. Or, you may simply want to teach them more songs on the same Bible Truth. Use as many or as few as you want.

UNIT 2: GOD'S WONDERFUL WORD, THE BIBLE

- 12 Big Q & A 2 Song
- 13 Big Question 2 Song: What's So Special About God's Word?
- 14,14T Unit 2 Bible Verse Song: Proves True Psalm 18:30, ESV
- 15 Extra Unit 2 Bible Verse Song: This God Psalm 18:30,46, ESV
- 16 Extra Unit 2 Bible Verse Song: This God, His Way Is Perfect Psalm 18:30,46, ESV
- 17 Extra Unit 2 Bible Verse Song: The Word of the Lord 1 Peter 1:24,25, ESV
- 18 Unit 2 Hymn: How Precious Is the Book Divine, v.1
- 19 Unit 2 Praise Song: The Best Book to Read Is the Bible

T* Tidbit Shortened version of the Bible Verse Song

listen to or download songs for free at <https://praisefactory.org: Hide n Seek Kids Music page>

Lesson Plan: Big Question 2

★ = follow the stars for a short & simple lesson plan

p.1

1. GETTING STARTED *NOTE: Most 2 & 3 year olds do best simply learning the Big Question & Answer, a simple version of the Bible story, and maybe the Bible Verse. Use other activities, as time and attention span allow.*

Intake Activity Ideas	Choose one of these open-ended activities to include children as they join the class:
Free Play Time <i>suggestions in Appendix D</i>	★ (usually best for 2 year olds) Offer your own or some of the easy-to-make, free play activities suggested in Appendix D.
OR Sing-along Music Time <i>lyrics and sheet music, Appendix A</i> <i>listen to or download songs for free at https://praisefactory.org: Hide n Seek Kids Music page</i>	Music from Hide 'n' Seek Kids (HSK) ESV Songs 2: Big Q & A 2 Song <i>HSK ESV Songs 2, track 12</i> Big Question 2 Song <i>HSK ESV Songs 2, track 13</i> Unit 2 Bible Verse Song: Proves True Psalm 18:30 <i>HSK ESV Songs 2, track 14,14T</i> Extra Unit 2 Bible Verse Song: <i>This God, His Way Is Perfect</i> Psalm 18:30,46 <i>HSK ESV Songs 2, track 15</i> Extra Unit 2 Bible Verse Song: <i>The Word of the Lord</i> 1 Peter 1:24,25, ESV <i>HSK ESV Songs 2, track 16</i> Unit 2 Hymn: How Precious Is the Book Divine, v.1 <i>HSK ESV Songs 2, track 17</i> Unit 2 Praise Song: The Best Book to Read Is the Bible <i>HSK ESV Songs 2, track 18</i> <i>Add more fun to Sing-along Music Time by adding a Music, Movement & Memory Activity. These activities are listed on p. 8 of this lesson plan with the Response Activities. Instructions found in Appendix B.</i>
OR Bible Verse Memory Game <i>instructions found in Appendix B</i>	Lesson 1 Game: Freeze 'n' Say Lesson 2 Game: Fill'er Up Lesson 3 Game: Loud and Soft, Big and Little Lesson 4 Game: Roll 'n' Toss Lesson 5 Game: Duck, Duck, Goose <i>These activities are also included on p.8 of this lesson plan with the Response Activities.</i>
2. OPENING CIRCLE TIME <i>(introduce the Bible Truth and tell the related Bible story)</i>	
Gathering the Children <i>lyrics and sheet music, Appendix A</i>	Sing verse 1 of <i>The Classroom Song</i> to gather the children for Circle Time. The Classroom Song, verse 1 <i>HSK ESV Songs 2, track 1</i> Let's gather together to worship God, Let's gather together to worship God, Let's gather together to worship God, Come gather here with me!
Welcome to Hide 'n' Seek Kids!	★ "Welcome to Hide 'n' Seek Kids! We're so glad you've joined us! We're here to seek God and learn His Word and Hide it in our heart so that it will always be with us. And we're here to Hide His Word, the Bible, in our hearts. We ask big questions about God and dig deep down in the truths of God's Word to find them."

Lesson Plan: Big Question 2

use with all FIVE lessons

p.2

2. OPENING CIRCLE TIME, continued

★ = short & simple lesson plan

<p>Hide 'n' Seek Kids Theme Song</p> <p><i>lyrics and sheet music, Appendix A</i></p>	<p>"Let's sing our Hide 'n' Seek Kids theme song."</p> <p>★ Hide 'n' Seek Kids Theme Song <i>HSK ESV Songs 2, track 5</i></p> <p>Come along, we're gonna Hide 'n' seek! Hide God's Word in our heart and Him, we'll seek, God loves to show us the truths of His Word, That we might know Him and live out what we've learned.</p>
<p>Classroom Rules Song</p> <p><i>lyrics and sheet music, Appendix A</i></p>	<p>There are two very important things that Hide 'n' Seek Kids do together: we worship God and we love one another. Our Classroom Rules Song reminds us how we should act. Let's sing it."</p> <p>Classroom Rules Song <i>HSK ESV Songs 2, track 6</i></p> <p>Shh, be quiet while someone is talking, Raise your hand, if you have something to say, Don't touch your friend, sitting beside you, Obey your teachers, Be kind as you play. These are our classroom rules, These are our classroom rules, They help us worship God and love one another, These are our classroom rules.</p>
<p>Opening Prayer Time</p> <p><i>lyrics and sheet music, Appendix A</i></p>	<p>"Children, we need God's help to keep these rules. Let's ask Him to help us right now. Let's get ready and pray."</p> <p>Let's Pray <i>HSK ESV Songs 2, track 7</i></p> <p>1-2-3! Fold your hands, Bow your head, Close your eyes. Let's pray! (<i>repeat</i>)</p> <p>"Let's pray:"</p> <p>★ Opening Prayer</p> <p>Dear Lord, We're so glad to get to gather together to worship You! Please help us keep the classroom rules. Please help us to love You and learn about You today. In Jesus' name we pray. Amen.</p>

Lesson Plan: Big Question 2

use with all FIVE lessons

p.3

2. OPENING CIRCLE TIME, continued

★ = short & simple lesson plan

Reveal the Big Question

Introduce the Big Question Box/Briefcase

lyrics and sheet music,
Appendix A

"It's time to get down to business, Hide 'n' Seek kids! Let's see what our Big Question for today is. It's right inside our Big Question Box/ Briefcase."

The Big Question Box Song

HSK ESV Songs 2, track 8

We've got a big box,
All closed up and locked,
Filled with the truths of God's Word.

We've got a brief case,
There's no time to waste,
Come on, kids, let's open it up!

The Big Question under Investigation

VISUAL take out
AID



of BQB

Big Question &
Answer Sign, front side

*found in the HSK Vol. 1
Visual Aids, ESV Book

Ok, who would like to open it up for me and pull out the Big Question?"

Choose a child to open the box/briefcase, take out the Big Question and hand it to you, then hold up the Big Question sign for all the children to see, and say:

★ The Big Question we are investigating today is Big Question Number 2:

What's So Special about the Bible?

and the Answer is:

It Alone Is God's Word!

Big Question Meaning

★ There are millions of books in the world, but none is like the Bible. It alone is God's perfect Word! God made sure it was written down just right. It tells us everything we need to know God and how to live for Him. It is powerful to do everything God wants it to do. Everything else in this world may come and go, but God's Word will last forever. It will always prove true.

Big Question Songs

Big Q & A 2 Song

lyrics and sheet music,
Appendix A

"Let's sing our Big Question Song:

★ Big Q & A 2 Song

HSK ESV Songs 2, track 12

(adapted version of "Three, Blind Mice")

What's so special about the Bible?
It alone is God's Word!
It alone is God's Word!
It's always true,
It can make you wise,
It can work pow'r'ly in your life.
It alone is God's Word!
It alone is God's Word!

Lesson Plan: Big Question 2

use with all FIVE lessons

p.4

2. OPENING CIRCLE TIME, continued

★ = short & simple lesson plan

Learning about the Big Question

★ Repeat the Big Question and Answer again:

"What's So Special about the Bible? It Alone Is God's Word!"

Say: "Hmmm, I wonder what that means... Let's do our action rhyme/sing our song that explains it."

Then do the action rhyme /sing song using any of the optional motions suggested, if desired.

Big Question (Action Rhyme) Song

lyrics and sheet music,
Appendix A

★ Big Question 2 Action Rhyme/ Song

HSK ESV Songs 2, track 13

Refrain:

What's so special about the Bible?

It alone is God's Word,

What's so special about the Bible?

It alone is God's Word.

(POSSIBLE ACTIONS)

hold up a Bible and point to it

Point up to God

hold up a Bible and point to it

Point up to God

There are millions and millions of books
in the world,

But only the Bible is God's perfect Word,

There are millions and millions of books
in the world,

But only the Bible is God's perfect Word.

make "book" with your hands by placing
your flat palms next to each other like an
open book

hold up a Bible and point to it

Point up to God

Verse 1

God's Word was written down perfectly,

By godly men long ago,

The Holy Spirit worked through them,

Inspiring every word they wrote.

use index of one hand to pretend to write
on open palm of the other hand

Verse 2

God's Word is powerful and living,

It changes us, deep inside,

The Holy Spirit uses it

To make God's people like Christ.

hold open hands up to God, then bring
them down and place on your head

flex arms

touch heart

hold open hands up to God, then bring
them down and place over your heart

Lesson Plan: Big Question 2

use with all FIVE lessons

p.5

2. OPENING CIRCLE TIME, continued

★ = short & simple lesson plan

Learning the Bible Verse

The Bible Chant Song

lyrics and sheet music,
Appendix A

★ "And how do I know this is true? God tells me so in His special book, the Bible."

Say or sing the Bible Chant Song.

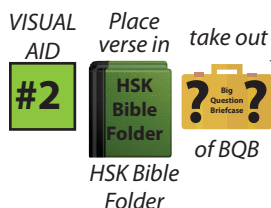
The Bible Chant Song

HSK ESV Songs 2, track 9

The Bible, the Bible,
Let's get out the Bible.
Let's hear what God has to say.
The Bible, the Bible,
God's given us the Bible.
It's His Word for us to learn and obey! Yay!

The Bible Verse in the HSK Bible Folder

HSK 2 Bible Verse-front side
(in the HSK Bible folder)



*found in the HSK Vol. 1
Visual Aids, ESV Book

"Who would like to get our Bible folder out of the Big Question Briefcase for me?"

Choose a child to open the briefcase, take out the "Bible" folder and hand it to you. Remove the Bible Verse Picture from the "Bible" folder and hold it up for all the children to see, then say:

★ Psalm 18:30, 46, ESV

"This God--His ways are perfect. The word of the LORD proves true. The Lord lives, and blessed be my rock, and exalted be the God of my salvation."

Bible Verse Meaning

HSK 2 Bible Verse-back side

★ What does that mean?

The LORD is like no one else. He is the one, true God. Everything He does is absolutely perfect! Everything God says is perfect, too. It is flawless. Flawless is a big word that means perfect--without even a single mistake. No, not one! God always tells us what is right and true. His Word always proves true!

Where can we read God's Word? In the Bible! It alone is God's Word. That's why we take time each day to learn from the Bible. We want to hear from God--all the wonderful things about Him; what He has done for us through Jesus, His Son; and, what good things are in store for those who love Him and live for Him. Oh, how we want to praise the LORD when we read His Word! He is the living God. He is our Savior!

Bible Verse Song

lyrics and sheet music,
Appendix A

Proves True: Psalm 18:30

HSK ESV Songs 2, track 14, 14T

This God, His ways are perfect,
The word of the LORD proves true,
This God, His ways are perfect,
The word of the LORD proves true.

This God, His ways are perfect,
The word of the LORD proves true,
This God, His ways are perfect,
The word of the LORD proves true.

Psalm Eighteen, thirty.





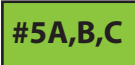




You might also enjoy:

This God: Psalm 18:30,46, ESV
HSK ESV Songs 2, track 15

This God, His Way Is Perfect:
Psalm 18:30,46, ESV
HSK ESV Songs 2, track 16

The Word of the LORD:
1 Peter 1:24,25, ESV
HSK ESV Songs 2, track 17

lyrics and sheet music,
Appendix A

Lesson Plan: Big Question 2		use with all FIVE lessons	p.6
2. OPENING CIRCLE TIME, continued		★ = short & simple lesson plan	
Getting into the Case	“Now it’s time to do a bit more deep down investigating. Let’s see what Detective Dan wants us to help him figure out. Would someone like to get it out for me?”		
Listening Assignments	NOTE: Listening assignments are most suitable for ages 3+. Skip straight to the Bible story (see bottom of this page), if working with 2 year olds. “Let’s open up our listening assignment and see what we are supposed to figure out today. Choose a child to take out the Listening Assignment (from the HSK Bible Folder) and hand it to you. Read Detective Dan’s letter to the children that includes the listening assignment. The listening assignments are summarized below:		
<div>Place in</div> <div>take out</div> <div> </div> <div>of BQB</div>			
VISUAL AID 	Detective Dan’s Lesson #1 Listening Assignment: As you listen to the story, see if you can figure out: 1. Who are the women in our story? 2. What was their best gift and who did they give it to?		
HSK Vol. 1 Visual Aids, ESV			
VISUAL AID 	Detective Dan’s Lesson #2 Listening Assignment: Our Bible verse is Psalm 18:30,46: “This God--His ways are perfect. The word of the LORD proves true. The Lord lives, and blessed be my rock, and exalted be the God of my salvation.” As you listen to the story, see if you can figure out: 1. Who in our story knew that God and His Word were perfect? 2. Who did they teach God’s Word to?		
HSK Vol. 1 Visual Aids, ESV			
VISUAL AID 	Detective Dan’s Lesson #3 Listening Assignment: I found four clues, but one of them is NOT in the story. They are: Food, a zebra, God’s Word (on a scroll, like in Bible times) and some clothes. Hold up each of the four pictures for the children to see as you identify them. Better yet, put them up on your flannelgraph board, off to one side. I need to know: 1. Which of these things did Grandma Lois and Mother Eunice NOT give to Timothy? 2. Which of these things did they think was most important of all?		
Listening Assignment #3 includes the Assignment Sheet, plus 4 clue pictures HSK Vol. 1 Visual Aids, ESV			
VISUAL AID 	Detective Dan’s Lesson #4 Listening Assignment: As you listen to the story, see if you can figure out: 1. Who did Grandma Lois and Mother Eunice want Timothy to know and love most of all? 2. What book did they thank God for giving to them?		
HSK Vol. 1 Visual Aids, ESV			
VISUAL AID 	Detective Dan’s Lesson #5 Listening Assignment: As you listen to the story, see if you can figure out: 1. What happened in Timothy’s heart as he listened to God’s Word, the Bible? 2. What good news from the Bible did Timothy preach about when he grew up?		
HSK Vol. 1 Visual Aids, ESV			
Tell the Bible Story	★ Then say, “Ok, Hide ‘n’ Seekers! Put on your best listening ears and see if you can find the answers to Detective Dan’s questions. When I finish telling the story, we’ll see what we come up with.”		
<div>Place story & pics in</div> <div>take out</div> <div> </div> <div>of BQB</div>	★ Bible Story: The Case of the Women’s Best Gift 1 Timothy		
HSK Vol. 1 Visual Aids, ESV	Read the Bible Truth story, putting up the storyboard pictures/Simple Story Scenes as you tell it. Then, have the children answer the listening assignment. Present the the gospel and lead in prayer.		
Bible Story included in this book, immediately after the Lesson Plan and with the Visual Aids	*Answers to questions, the gospel and ACTS prayer are included with the story text.*		

Lesson Plan: Big Question 2

use with all FIVE lessons

p.7

2. OPENING CIRCLE TIME, continued

★ = short & simple lesson plan

<p>Story Response Song(s)</p>	<p><i>As attention span and time allow, you might want to end with one of the following songs which also tie in with the unit. If desired, use the Music and Movement activity ideas while singing, listed with the Response Activities.</i></p>	
<p>Hymn</p> <p><i>lyrics and sheet music, Appendix A</i></p>	<p>How Precious Is the Book Divine</p> <p>Verse 1 How precious is the book divine, By inspiration given; Bright as a lamp its doctrines shine, To guide our souls to heaven.</p> <p>Tie-in: "The Bible is precious. It is no regular book. It is the only book divine, inspired by God. That means that God's Holy Spirit helped godly people write it down just right. Yes, the Bible is God's Word. In it, God tells us about Himself and how He sent Jesus to save us from our sins. He tells us how He wants us to live for Him."</p>	<p><i>HSK ESV Songs 2, track 18</i></p>
<p>Praise Song</p> <p><i>lyrics and sheet music, Appendix A</i></p>	<p>Praise Song: The Best Book to Read Is the Bible</p> <p>Verse 1 The best book to read is the Bible, The best book to read is the Bible, It alone is God's true Word, With the best news ever heard! Yes! The best book to read is the Bible.</p> <p>Verse 2 The best book to read is the Bible, The best book to read is the Bible, If you read it ev'ry day, God will teach you His ways. Yes! The best book to read is the Bible.</p> <p>Tie-in: "The Bible is the best book to read, because it alone is God's true word! In it, God tells us about Himself and the good news that He sent Jesus to save us from our sins. In it, He tells us how He wants us to live for Him. How God will bless us when we read His book, the Bible, every day!"</p>	<p><i>HSK ESV Songs 2, track 19</i></p>

3. TAKING ACTION: Response Activities *(choose from among these activities)*







<p>Transition to Activities</p>	<p>★ Well, Hide 'n' Seek Kids, you've done a great job diggin' deep down for answers in the truths of God's Word. Now it's time to enjoy some activities."</p> <p>★ Tell children what activity/s you are providing for them: either free play or some of the response activities listed below. When you are ready to dismiss them, use this song to help the children transition in an orderly fashion to their next activity.</p>	
<p>Classroom Song, verse 2</p> <p><i>lyrics and sheet music, Appendix A</i></p>	<p>"Children, let's sing our Time to Play Song. When we are finished you may get up and walk over to our next activity."</p> <p>Classroom Song, verse 2 We've gathered together to worship God, We've gathered together to worship God, And now it's time to play.</p> <p><i>Dismiss the children to whatever activities you have prepared for them to do.</i></p>	<p><i>HSK ESV Songs 2, track 2</i></p>

Lesson Plan: Big Question 2

use with all FIVE lessons

p.8

3. TAKING ACTION: Response Activities (choose from among these activities) ★ = short & simple lesson plan

Response Activities	Choose one or more activities appropriate for your children, based on classroom time and developmental needs. Add the Discussion Sheet to any activity for deeper learning. ★
Bible Verse Memory Game <i>game directions, Appendix B</i>	<p>Though listed with the opening activities, you may choose to use this Bible verse game here instead (or as a repeat).</p> <ul style="list-style-type: none"> Lesson 1 Game: Freeze 'n' Say Lesson 2 Game: Fill 'er Up Lesson 3 Game: Loud and Soft, Big and Little Lesson 4 Game: Roll 'n' Toss Lesson 5 Game: Duck, Duck, Goose <div> <div>Use the Discussion Sheet with these activities for even deeper learning</div> <div>  Unit Discussion Questions </div> </div>
Music, Movement & Memory Activity <i>game directions, Appendix B</i>	<p>A music activity that uses the songs from the Bible Truth and Big Question unit.</p> <ul style="list-style-type: none"> HSK Songs for Unit, plus: Lesson 1 Activity: Big Voice, Little Voice Lesson 2 Activity: Sing, Dance and Fall Down Lesson 3 Activity: Bottle Shakers Lesson 4 Activity: March 'n' Say Lesson 5 Activity: Clap, Tap and Say <div> <div>Use the Discussion Sheet with these activities for even deeper learning</div> <div>  Unit Discussion Questions </div> </div>
Bible Story Review Game <i>game directions, Appendix B</i>	<p>A game that uses the storyboard pictures from the story to review the story.</p> <ul style="list-style-type: none"> Lesson 1 Game: Hide 'n' Seek Kids Clue Hunt Lesson 2 Game: Who's Inside? Lesson 3 Game: Look Who's Coming Down the Tracks Lesson 4 Game: Going Fishing Lesson 5 Game: Pony Express <div> <div>Use the Discussion Sheet with these activities for even deeper learning</div> <div>  Unit Discussion Questions </div> </div>
Coloring Pages/ Take Home Sheets <i>in Appendix C</i>	<p>A coloring page related to the lesson assignment questions is provided for each lesson. On the back of each are the key concepts, a few questions and a song for parents to use with their children. (If desired, include a copy of the Bible story with the Take Home Sheet.)</p> <p>NOTE: Upgrade your coloring sheet to a more interesting craft by offering simple embellishments, such as jiggly eyes, craft sand, glitter, glitter glue, colored paper dots (made with a hole punch), fabric scraps, etc. Make cut-to-size glued-on clothes, hair, etc for characters by using a copy of the coloring sheet, cutting out the selected portions and making them the patterns for whatever you want to cut out of fabric, paper, foil, etc.</p> <div> <div>★</div> <ul style="list-style-type: none"> Lesson 1 Coloring Sheet Emphasis: Bible Truth Lesson 2 Coloring Sheet Emphasis: Bible Verse Lesson 3 Coloring Sheet Emphasis: Bible Truth Lesson 4 Coloring Sheet Emphasis: ACTS Prayer Lesson 5 Coloring Sheet Emphasis: The Gospel <div> <div>Use the Discussion Sheet with these activities for even deeper learning</div> <div>  Unit Discussion Questions </div> </div> </div>
Extra Crafts: Big Question Craft <i>in Appendix C</i>	<p>These crafts are slightly more complex than the coloring sheets:</p> <p>The Big Question Craft is a color, glue and stick craft of the Big Question and Answer.</p> <div> <div>Use the Discussion Sheet with these activities for even deeper learning</div> <div>  Unit Discussion Questions </div> </div>
Bible Verse Craft <i>in Appendix C</i>	<p>The Bible Verse Craft is a craft that gives the Bible verse and explains it, also involving gluing and sticking and a few other, simple craft supplies.</p> <div> <div>Use the Discussion Sheet with these activities for even deeper learning</div> <div>  Unit Discussion Questions </div> </div>
Bible Story Puzzle <i>in Appendix C</i>	<p>The Storyboard Picture Placement Page has been made into a puzzle that can be cut out and re-assembled by the children. This provides a nice summary of the story.</p>
Free Play Activities <i>ideas in Appendix D</i>	<div> <div>★</div> <p>Offer your own or some of the easy-to-make, free play activities suggested in Appendix D.</p> </div>

Lesson Plan: Big Question 2

use with all FIVE lessons

p.9

4. CLOSING CIRCLE TIME *(End-of-session activities for the last 5-10 minutes of class time)*

★ = short & simple lesson plan

<p>Transition to Closing Circle</p> <p>Classroom Song, verse 3</p> <p><i>lyrics and sheet music, Appendix A</i></p>	<p><i>Use this song to help the children transition in an orderly fashion. Sing the song, then ask the children to gather with you for Closing Circle Time.</i></p> <p>Classroom Song, verse 3 <i>HSK ESV Songs 2, track 3</i></p> <p>It's time to get ready to go and tell, It's time to get ready to go and tell, Come gather here with me.</p>
<p>Closing Circle Time</p> <p>Classroom Song, verse 4</p> <p><i>lyrics and sheet music, Appendix A</i></p>	<p><i>When children are settled in the circle, say:</i></p> <p>"It is almost time for your parents to come pick you up. And do you know what that means? It means.... (draw this out to build anticipation and excitement)...that it's almost time to go home and....it's almost time to...Go and Tell! We have learned some big news about God today. God wants us to take and tell it to the whole world!"</p> <p>Classroom Song, verse 4 <i>HSK ESV Songs 2, track 4</i></p> <p>So what's our big news to go and tell, So what's our big news to go and tell, Can you tell me now?</p>
<p>Big News to Tell</p> <p>Big Question 2</p> <p><i>VISUAL AID</i></p> <p>#1</p> <p><i>*found in the HSK Vol. 1 Visual Aids, ESV Book</i></p> <p><i>lyrics and sheet music, Appendix A</i></p>	<p>"Let's see....there's so much big news to tell! There's so much we've learned!</p> <p>Can you tell me the answer to our Big Question: "What's So Special about the Bible?" <i>(Show them the Big Question and Answer picture.)</i></p> <p>Say the answer with me: "It Alone Is God's Word!"</p> <p><i>(If desired, you can sing the Big Q & A Song.)</i> <i>HSK ESV Songs 2, track 12</i></p>
<p>Big Question 2 Bible Verse</p> <p><i>VISUAL AID</i></p> <p>#2</p> <p><i>*found in the HSK Vol. 1 Visual Aids, ESV Book</i></p> <p><i>lyrics and sheet music, Appendix A</i></p>	<p>"And how do I know this is true? Can you tell me?</p> <p>Say it with me: "The Bible tells me so!"</p> <p>That's right!</p> <p>We learned: Psalms 18:30,46, ESV "This God--His ways are perfect. The word of the LORD proves true. The Lord lives, and blessed be my rock, and exalted be the God of my salvation." <i>(Show them the Bible Verse picture.)</i></p> <p>The Bible tells us that it is God's Word; and, it tells us that it is perfect, just like God. That's why it's so special!"</p> <p><i>(If desired, you can sing the Bible verse song.)</i> <i>HSK ESV Songs 2, track 14,14T</i></p>

Lesson Plan: Big Question 2

use with all FIVE lessons

p.10

4. CLOSING CIRCLE TIME, continued

★ = short & simple lesson plan

<p>Closing ACTS Prayer Time</p> <p>ACTS Prayer Chant</p> <p><i>lyrics and sheet music, Appendix A</i></p>	<p><i>Let's ask God to help us to remember this and even tell others this good news. Let's get ready and pray our ACTS prayer.</i></p> <p><i>And what does ACTS mean? Let's sing/say our ACTS Prayer Chant!</i></p> <p>ACTS Prayer Chant Song <i>HSK ESV Songs 2, tracks 10,11</i></p> <p>A, Adoration: God, we praise You! C, Confession: Forgive us our sins. T, Thanksgiving: Thank You for Jesus, S, Supplication: Help us to live like Him.</p> <p>That's the ACTS prayer, my friend, Bow head, Close your eyes, Shhh, Let's begin!</p>
<p>Closing ACTS Prayer</p>	<p>"Let's pray!"</p> <p><i>Lead the children in the ACTS prayer for this unit.</i></p> <p>A We praise You, God. You are perfect, and everything You tell us in Your Word, the Bible, always proves true.</p> <p>C God, we know You are perfect and everything You say is true, but too many times we still don't trust You or obey Your Word. Please forgive us! We need Jesus to be our Savior!</p> <p>T Thank You for giving us Your words, written down perfectly in the Bible. Thank You that we can always know what is right and true when we read Your Word, the Bible. And thank You for all the wonderful things You tell us in the Bible, especially the stories about Jesus.</p> <p>S Work deep inside our hearts. Help us to turn away from our sins and trust in Jesus as our Savior. Help us to want to read Your Word. Help us to know You better as we learn. Help us to go and tell others how they can learn about You in Your wonderful Word, the Bible. In Jesus' name we pray. Amen.</p>

5. TAKING IT HOME (Take Home Sheet)

<p>Clean up and Dismissal</p>	<p>★ "Now it's time to work together and clean up." <i>Have the children join you in cleaning up the room.</i></p>
<p>Coloring Pages/ Take Home Sheets</p> <p><i>in Appendix C</i></p>	<p>★ <i>Give out the craft/take home sheet and any other papers from the session, as you dismiss children from class.</i></p> <p><i>(Reminder: The back side of the coloring page is the take home sheet for each lesson.)</i></p>
<p>Bible Story to Take-Home</p> <p><i>in Appendix C</i></p>	<p>You may also want to include a copy of the story along with the take home sheet. (However, each coloring sheet/take home sheet includes a note to parents telling them where they can download the story from the Parent Resources section on the website.</p>

Big Question 2 Bible Story

use with all FIVE lessons

Place
story in

take out

p.l

The Case of the Women's Best Gift

1 Timothy



of BQB

Story-telling Tips

Ahead of time:

1. Read the Bible verses and story. Pray!
2. Choose story action cues and/or prepare storyboard pictures, if using. (Included in Visual Aids book)
3. Practice telling story with the pictures, timing your presentation. Shorten, if necessary to fit your allotted time.

During your presentation:

1. Maintain as much eye contact as possible as you tell the story.
2. Put up storyboard figures/add story action cues as you tell the story. Allow the children to help you put them on the board, if desired.
3. Include the children in your story with a few questions about what they think will happen or words/concepts that might be new to them.
4. Watch the kids for signs that their attention span has been reached. Shorten, if necessary.

INTRODUCTION/ LISTENING ASSIGNMENTS

"Our story is called: The Case of the Women's Best Gift. Here is your listening assignment..."

Read from Detective Dan's Listening Assignment signs, but questions are summarized below:

Detective Dan's Lesson #1 Listening Assignment:

I need to find out:

1. Who are the women in our story?
2. What was their best gift and who did they give it to?

Detective Dan's Lesson #2 Listening Assignment:

Our Bible verse is Psalm 18:30,46: "This God--His ways are perfect. The word of the LORD proves true. The Lord lives, and blessed be my rock, and exalted be the God of my salvation."

As you listen to the story, see if you can figure out:

1. Who in our story knew that God and His Word were perfect?
2. Who did they teach God's Word to?

Detective Dan's Lesson #3 Listening Assignment:

I found four clues, but one of them is NOT in the story.

They are: Food, a zebra, God's Word (on a scroll, like in Bible times) and some clothes.

Hold up each of the four pictures for the children to see as you identify them. Better yet, put them up on your flannelgraph board, off to one side.

I need to know:

1. Which of these things did Grandma Lois and Mother Eunice NOT give to Timothy?
2. Which of these things did they think was most important of all?

Detective Dan's Lesson #4 Listening Assignment:

As you listen to the story, see if you can figure out:

1. Who did Grandma Lois and Mother Eunice want Timothy to know and love most of all?
2. What book did they thank God for giving to them?

Detective Dan's Lesson #5 Listening Assignment:

As you listen to the story, see if you can figure out:

1. What happened in Timothy's heart as he listened to God's Word, the Bible?
2. What good news from the Bible did Timothy preach about when he grew up?

Read the questions, THEN SAY,

"Ok, Hide 'n' Seekers! Put on your best listening ears and see if you can find the answers to Detective Dan's questions. When I finish telling the story, we'll see what we come up with."

Big Question 2 Bible Story

use with all FIVE lessons

p.2

"The Case of the Women's Best Gift" | Timothy

Story with lines separating paragraphs (text in bold, optional interaction cues in italics)

Grandma Lois and Mother Eunice loved the Bible. They loved what the Bible told them about God and His Son, Jesus. They loved how it worked in their heart and helped them know God and live for Him! If Grandma Lois and Mother Eunice knew one thing, it was that there was NO BOOK like the Bible! It alone was God's Word! It was always true. They could count on it.

Do you see a Bible in this room? Point to it.

Now, Mother Eunice had a little boy named Timothy. She and Grandma Lois loved Timothy very, very much. And because they loved him, they hugged him...and they fed him good food...and they gave him clothes to wear...and a good place to sleep at night. They taught good manners and how to do his chores and all sorts of things that would help him grow up to be a fine, young man one day.

Do you have a mother or a grandmother? What kinds of things do they do for you because they love you?

But most of all, because Grandma Lois and Mother Eunice loved Timothy so much, they wanted him to know and love God. And oh, how they wanted Timothy to turn away from his sins and trust in Jesus as his Savior!

So, Grandma Lois and Mother Eunice taught Timothy every day from the only book in the whole, wide world where the truths about God are written down just right. Can you guess what that book is?

Can you guess what that book is called? (I bet you can!) Let's say its name all together—The Bible!

The Bible, yes, the Bible was that one, special book. It alone is God's Word and Grandma Lois and Mother Eunice knew it.

The Bible is a very BIG book filled with so many good stories and so many important truths about God. There was so, so much to teach Timothy!

Hold up your Bible and show the children how big it is. Open it up and show them all the words on the pages.

But of everything in the whole Bible, Grandma Lois and Mother Eunice most wanted Timothy to know one thing.

Can you guess what it is?

They wanted him to know the gospel—the good news of Jesus. They wanted him to know how he could become one of God's people.

"Long ago, God created the whole world, Timothy," they told him. "He gave us His good laws to live by, but we all choose to disobey them, Timothy. "We need a Savior to save us from our sins and God sent that Savior to us! It's Jesus!" Grandma Lois and Mother Eunice taught Timothy. "We hope one day you will ask Jesus to forgive your sins and trust in Him as your Savior like we have, Timothy," they told him. "There's nothing better than knowing God and living for Him."

Big Question 2 Bible Story

use with all FIVE lessons

p.3

Story with lines separating paragraphs (text in bold, optional interaction cues in italics)

At first, Timothy just listened and learned as Grandma Lois and Mother Eunice taught him from the Bible. But after a while, something wonderful happened: God's Word began to work powerfully in Timothy's heart and mind, helping him to believe.

"God, I believe what is written in Your Word, the Bible. I believe in Your Son, Jesus, and trust in Him as my Savior. Please forgive me for disobeying You. I want to live my life for you. Please save me!" Timothy prayed.

God was happy to answer Timothy's prayers. And Timothy was happy to be one of God's people!

Did you know that we can become God's people, too, when we pray like Timothy did, for God to forgive our sins and help us to trust in Jesus as our Savior? It's true!

But that was only the beginning. Now Timothy wanted to learn from the Bible more than ever! He wanted to know more about God and love Him more, too. He wanted God's Word to go on working inside his heart, changing him more and more, too.

And that's just what happened! As Timothy kept learning from the Bible, God's Word, it kept on working inside him. And Timothy, the little boy, grew up and up and up to be Timothy, the man with a heart full of love for God, His Word, and His people.

A grown-up man needs a grown up man's job. And what job do you think God gave Timothy to do?

What job do you think Timothy did?

God called Timothy to be a pastor—a man who teaches God's Word to God's people and loves them as they gather together as a church.

Now others gathered around Timothy as he preached to them the same truths from the God's Word that Grandma Lois and Mother Eunice had taught him long ago as a little boy!

How happy Grandma Lois and Mother Eunice must have been! What a great work God had done in Timothy through His Word, the Bible! And now God was even using Timothy to do a great work in the hearts of others, too!

Let's clap and say, "Yay!" for all the good things God did in Timothy through His Word, the Bible!

Big Question 2 Bible Story	use with all FIVE lessons p.4
<p>Cracking the Case: (story wrap-up for Listening Assignments)</p> <p>It's time to see how we did with our Listening Assignment.</p> <p><u>Detective Dan's Lesson #1 Listening Assignment:</u> 1. Who are the women in our story? Grandma Lois and Mother Eunice. 2. What was their best gift and who did they give it to? Their best gift was teaching God's Word and the good news of Jesus. They taught it to Timothy, Mother Eunice's son.</p> <p>For You and Me: Timothy learned God's truths in the Bible and so are you...right now! God used His Word, the Bible, to work in Timothy's heart and help him trust in Jesus as His Savior. God can use His Word to work inside of us, too.</p>	<p><u>Detective Dan's Lesson #3 Listening Assignment:</u> I found four clues, but one of them is NOT in the story. They are: Food, a zebra, God's Word (on a scroll, like in Bible times) and some clothes.</p> <p>1. Which of these things did Grandma Lois and Mother Eunice NOT give to Timothy? The zebra. 2. Which of these things did they think was most important of all? God's Word, the Bible.</p> <p>For You and Me: Like Timothy, we have people who love us and who give us many good things. But of everything we can ever have, learning God's Word, the Bible is the most important of all. Ask them to help you learn God's Word.</p>
<p><u>Detective Dan's Lesson #2 Listening Assignment:</u> Our Bible verse is Psalm 18:30,46: "This God--His ways are perfect. The word of the LORD proves true. The Lord lives, and blessed be my rock, and exalted be the God of my salvation."</p> <p>1. Who in our story knew that God and His Word were perfect? Grandma Lois and Mother Eunice. 2. Who did they teach God's Word to? Timothy.</p> <p>For You and Me: God is the living God! He and His Word, the Bible, are still perfect! God's Word will always prove true. We can trust in God and His Word, just like Grandma Lois, Mother Eunice and Timothy did!</p>	<p><u>Detective Dan's Lesson #4 Listening Assignment:</u> 1. Who did Grandma Lois and Mother Eunice want Timothy to know and love most of all? God. 2. What book did they thank God for giving to them? The Bible, God's Word.</p> <p>For You and Me: God is the person best person we can know and love, too. God can use His Word to do wonderful things in our hearts, too. Grandma Lois, Mother Eunice and Timothy knew this. Let's thank God for His Word, the Bible. Let's ask Him to use it to do wonderful things in our hearts, too.</p> <p><u>Detective Dan's Lesson #5 Listening Assignment:</u> 1. What happened in Timothy's heart as he listened to God's Word, the Bible? God worked in his heart. He turned away from his sins and trust in Jesus as his Savior. Then God kept working in his heart, changing him in wonderful ways, more and more. 2. What good news from the Bible did Timothy preach about when he grew up? God will forgive us our sins and make us His people when we repent and trust in Jesus as our Savior.</p> <p>For You and Me: God can use His perfect Word, the Bible, to help us know Him and to change us in wonderful ways. Jesus can save us from our sins and make us God's people, too, when we repent of our sins and trust in Him as our Savior.</p>

Big Question 2 Bible Story

use with all FIVE lessons

p.5

The Gospel (story wrap-up if NOT using Listening Assignments)

Our Bible Truth is:

What's So Special about the Bible?

It Alone Is God's Word!

God used His Word, the Bible, to work inside Timothy in wonderful ways. He can work in our hearts, too. We can ask Him to work in our heart and help us to turn away from disobeying Him and trust in Jesus as our Savior. When we do, God will forgive our sins and save us! He will live in our heart, helping us to know Him right now. He will satisfy our heart, giving us a special kind of happiness that comes only from knowing Him. And one day, we will go to live with Him in heaven forever. That will be best of all!

Close in prayer.

Closing Unit 2 ACTS Prayer

A=Adoration C=Confession T=Thanksgiving S=Supplication

- A** We praise You, God. You are perfect, and everything You tell us always proves true.
- C** God, we know You are perfect and everything You say is true, but too many times we still don't trust You or obey Your Word. Please forgive us! We need Jesus to be our Savior!
- T** Thank You for giving us Your words, written down perfectly in the Bible. Thank You that we can always know what is right and true when we read Your Word, the Bible. And thank You for all the wonderful things You tell us in the Bible, especially the stories about Jesus.
- S** Work deep inside our hearts. Help us to turn away from our sins and trust in Jesus as our Savior. Help us to want to read Your Word. Help us to know You better as we learn. Help us to go and tell others how they can learn about You in Your wonderful Word, the Bible.

In Jesus' name we pray. Amen.

Unit 2 Discussion Sheet

use with all FIVE lessons

Use with all
response activities
for deeper learning



P.1

Questions to aid discussion of the key concepts and for use in games

Be familiar with these questions and answers. Look for opportunities to ask questions and talk about their answers, such as while the children work on their coloring pages, as part of their games, or during play time. Remember: your goal isn't to ask all these questions or to only talk to the children about these things. It is to be deliberate in having good conversations with them, as natural opportunities arise.

BIG QUESTION	What's So Special about the Bible? It Alone Is God's Word!
Meaning	There are millions of books in the world, but none is like the Bible. It alone is God's perfect Word! God made sure it was written down just right. It tells us everything we need to know God and how to live for Him. It is powerful to do everything God wants it to do. Everything else in this world may come and go, but God's Word will last forever. It will always prove true.
Discussion Questions	<p><i>choose a few</i></p> <ol style="list-style-type: none"> 1. What's so special about the Bible? <i>It alone is God's Word!</i> 2. How many books are there in the world? <i>Millions!</i> 3. How many books are like the Bible? <i>None!</i> 4. Why is the Bible different from all the other books in the world? <i>It alone is God's Word.</i> 5. What does the Bible tell us about God? <i>Everything we need to know.</i> 6. What does the Bible tell us about how we should live? <i>Everything we need to know.</i> 7. What is the Bible powerful to do? <i>Everything God wants it to do.</i> 8. Will the things in this world last forever? <i>No, they won't. They will come and go.</i> 9. How long will God's Word last? <i>Forever!</i> 10. What will always prove true? <i>The Bible! It is God's perfect Word.</i> 11. Who can help me to understand God's Word, the Bible? <i>God can.</i> 12. What does the Bible tell me to do if I want to know God? <i>It tells me to ask God to forgive my sins and to ask Jesus to be my Savior. God will help us do this, if we ask Him. He loves to answer this prayer!</i>
THE GOSPEL	<p>What is God's good news for you and me that God gives us in His Word, the Bible? <i>The gospel!</i></p> <p><i>The Bible tells us so many good and important things. But the very best thing the Bible tells us, is how we can be saved from our sins. The Bible tells us that, even though we are sinners who deserve God's punishment for our sins, God sent His Son, Jesus, to save us. Jesus lived a perfect life. Then, He offered it up to God as full payment for the sins of God's people, as He suffered and died on the cross. On Day Three, Jesus rose up from the dead. He had really beaten sin and death for God's people! We can become God's people, too, when we turn away from disobeying God (repent) and trust in Jesus as our Savior. Ask God to help you do this. He loves to answer this prayer!</i></p>

Unit 2 Discussion Sheet

use with all FIVE lessons

P. 2

Questions to aid discussion of the key concepts and for use in games

BIBLE VERSE	<p>"This God--His ways are perfect. The word of the LORD proves true. The Lord lives, and blessed be my rock, and exalted be the God of my salvation." Psalm 18:30,46</p>
Meaning	<p>The LORD is like no one else. He is the one, true God. Everything He does is absolutely perfect! Everything God says is perfect, too. It is flawless. Flawless is a big word that means perfect--without even a single mistake. No, not one! God always tells us what is right and true. His Word always proves true!</p> <p>Where can we read God's Word? In the Bible! It alone is God's Word. That's why we take time each day to learn from the Bible. We want to hear from God--all the wonderful things about Him; what He has done for us through Jesus, His Son; and, what good things are in store for those who love Him and live for Him. Oh, how we want to praise the LORD when we read His Word! He is the living God. He is our Savior!</p>
Discussion Questions	<p><i>choose a few</i></p> <ol style="list-style-type: none"> 1. What is God and His ways like? <i>Perfect.</i> 2. What does perfect mean? <i>God never, ever makes a mistake!</i> 3. Flawless is another word for perfect. Whose word is flawless? <i>The LORD's!</i> 4. Who is the living God? <i>The LORD!</i> 5. A rock is something strong and dependable. Who is the god who is always strong and dependable? <i>The LORD!</i> 6. Who do we praise for being our Savior? <i>The LORD.</i> 7. How many mistakes are there in God's Word, the Bible? <i>None!</i> 8. Whose words will always, always, always prove true? <i>The LORD's!</i> 9. What book can we go to that will always tell us what is true about God? <i>The Bible!</i> 10. Who can help us understand God's Word? <i>God! He loves to help us when we ask.</i>
BIBLE STORY	<p>The Case of the Women's Best Gift</p>
Discussion Questions	<p><i>choose a few</i></p> <ol style="list-style-type: none"> 1. Who were the women in our story today? <i>Grandma Lois and Mother Eunice.</i> 2. Who did Grandma Lois and Mother Eunice take care of? <i>Timothy, Eunice's son.</i> 3. What kinds of things did they do because they loved him? <i>They made sure he had good food to eat, a good place to sleep; they taught him good things.</i> 4. What was their best gift and who did they give it to? <i>Their best gift was teaching God's Word. They taught it to Timothy, Mother Eunice's son.</i> 5. What truth from the Bible did they want Timothy to know most of all? <i>The good news of Jesus.</i> 6. What happened in Timothy's heart as he learned God's Word? <i>God worked in his heart and helped him turn from his sins and trust in Jesus as his Savior.</i> 7. How did God's Word keep on changing Timothy? <i>As Timothy learned God's Word, God helped him to love God and people more and more.</i> 8. What did Timothy do when he grew up? <i>He became a pastor.</i> 9. What does a pastor do? <i>He preaches God's Word and cares for God's people.</i> 10. What can work in our hearts and change us? <i>God's Word.</i> 11. Who can we ask to help change our hearts? <i>God! He loves to answer this prayer.</i>