

Hide 'n' Seek Kids

Unit 16
Jesus,
the Returning
King



Session Prep (especially good for newbies!)

Pray! *NOTE: Most 2 & 3 year olds do best simply learning the Big Question & Answer, a simple version of the Bible story, and maybe the Bible Verse. Use other activities, as time and attention span allow. Your session prep need only include what you use.*



Pray for the Holy Spirit to be at work in your heart and the children's hearts.

Review



If new to the curriculum, look at the **Getting Started with Hide 'n' Seek Kids section of this book** (p.5) It will be especially helpful to read through the Hide 'n' Seek Kids section of **The Praise Factory Tour: Extended Version Book**. This is a visual way to understand what goes on in the classroom. (A pdf of the book is found in the samples section on the website.)

Look through and Learn the Lesson



Read over **lesson plan**. Practice any **songs or action rhymes** you are using. Choose/make up motions to go with these. Choose less with younger children and more with older preschoolers. **Practice the lesson with the visual aids** and using the Big Question Box/Briefcase.

Read and Rehearse the Bible Story with Pictures



Read the Bible story from the Bible. Read the curriculum version. Practice telling it with the storyboard pictures. (If you have not previously laminated the story pictures, do that now.) Or, rehearse it from the Simple Story Scenes, if you are using those.

Let There Be Music



Download the music and listen to the songs. Choose which of the songs you will use with the children. If using live musicians, make sure they have the sheet music (found in Appendix A).

Put the Props in Place



1. Prepare your Visual Aids. Put the Bible Verse, Listening Assignment, Bible Story in one side of the Bible folder. Keep out the Big Question sign.
2. Get out your storyboard. If using Simple Story Scenes, put these in your Bible Folder. Or, if using the individual storyboard figures, put all background pictures in place (they have a BG by the number). Put the rest of the storyboard pictures (these have a SB by the number) in order of use in the other side of the Bible folder.
3. Put the HSK Bible Folder as well as the Big Question sign in the Big Question Box/Briefcase and shut it. If your box/briefcase has locks and you want to use the unlocking the box as part of your session, lock it now....but make sure you have the key or know the code first.
4. Prepare the music CD or sheet music or mp3 device for use in your session.

Set Out Free Play Activities



Choose and set up free time activities you will use with the children. Choose a variety of different activities that will be enjoyed by different types of children. Rotate the activities you provide to keep them interesting and fresh to your children. (Suggestions in Appendix D, Core Curriculum books.)

Prepare Any Activities



Choose which (if any) of the unit games and crafts activities you want to use in the session. Bear in mind your time frame as well as the developmental abilities/attention span of your children as you decide what/how many to prepare. **Look over the Discussion Sheet** and choose a few questions you might use to spark discussion with the children as they do their activities (especially good for ages 3's+). Pray for God to give you opportunities to talk about these things with the children.

Let Them Take It with Them



Make copies of the craft/take home sheets, if you are not already using them as one of your activities. You may also want to make copies of the story (see take-home version of each story included in Appendix C with the other take home resources) to have for parents to use with their children at home. There's a link on each craft/take home sheet to the story, if you don't make hard copies.

Store It



After your session is over, collect the resources and store them for future use. This curriculum can be used over and over for years to come.

Unit 16 Overview of Key Concepts

UNIT 16: Jesus, the Returning King

Unit Big Question (and Answer): "What Will Happen When Jesus Comes Back?
God Will Make Everything New!"

Meaning:

Jesus is coming back one day. What a day it will be! This old world and its ways will come to an end. God will destroy it, and sin and death with it. He will create a new, perfect world for His people to live in with Him forever.

This new world will be a beautiful, happy place where there will never be anything sad or bad in it...ever! God's people will live there with Jesus as their king. Here, they know God in their hearts; but there, they will see Him face-to-face. Think of your favorite thing to do. Life with Jesus will be better than this. Think of your favorite place to be. Life with Jesus in the new world will be better than that! Think of your favorite person to be with. Living with Jesus will be far better than that! There will never be anything better than living with God like this!

What a wonderful day that will be for God's people! What a wonderful day that will be for us, too, if we turn away from our sins and trust in Jesus as our Savior!

Unit 16 Bible Verse: Revelation 21:5

"And He who was seated on the throne said, "Behold, I am making all things new!"

Meaning:

A throne is a special seat for a king. Jesus will come back to earth to get rid of sin and death. Everything bad and sad will go away and never come back! Then Jesus will make a brand-new world for God's people to live in with Him forever. How happy it will be for King Jesus to rule over this new world. Everything will be perfect and happy always.

Unit 16 ACTS Prayer

- A** We praise You, Jesus, that one day You will put an end to disobeying forever.
- C** God, we confess that we do the bad things that You are coming back to end. Forgive us! We need a Savior.
- T** Thank You, Jesus, for promising to get rid of all the sad and bad things (death, crying, pain, etc) and making everything new and forever happy.
- S** God, work in our hearts. Help us to turn away from our sins and trust Jesus as our Savior. We want to be with You and Your people in the beautiful, new world You will make. Come back soon, Jesus!
In Jesus' name we pray, Amen.

Unit 16 Story

The Case of the Wonderful Ending

2 Peter 3

Songs Used in Unit 16 *listen to or download songs for free at <https://praisefactory.org>: Hide n Seek Kids Music page*

And He Who Was Seated Revelation 21:5-6, ESV

Extra Unit 16 Bible Verse Song: *I Am Making Everything New Revelation 21:5, NIV 1984 (other version)*

Unit 16 Hymn: At the Name of Jesus, v.1

Unit 16 Praise Song: He Is Lord

Hide 'n' Seek Kids ESV Songs 16 Track Numbers

This is a listing of all songs mentioned in the unit curriculum. You may or may not choose to use all of the songs. They are listed in easy-reference order--NOT in the order used in the curriculum.

You may choose to simply burn a CD/load them onto an mp3 device in this order. Or, you may want to do what we do: choose the songs we want to use and create a play list of them in that order. Then, we burn a CD/upload the play list onto an mp3 device. A teacher only has to click forward to the next song, instead of hunting for the right track. The track number have been included as part of the title of each song, so teachers will still have a reference to the track number listed in the curriculum (same as those listed below), even if you change the order on your customized play list.

SONGS USED EVERY UNIT OF THE CURRICULUM

- 1 The Classroom Song v.1
- 2 The Classroom Song v.2
- 3 The Classroom Song v.3
- 4 The Classroom Song v.4
- 5 Hide 'n' Seek Kids Theme Song
- 6 The Classroom Rules Song
- 7 Let's Pray Song
- 8 The Big Question Box Song
- 9 The Bible Chant Song
- 10 ACTS Prayer Song (Short Version)
- 11 ACTS Prayer Song (Full Version)

Why the Extra Songs?

Hide 'n' Seek Kids is a curriculum used by children of different ages. Sometimes one of the other songs is a better fit for your kids. Or, you may simply want to teach them more songs on the same Bible Truth. Use as many or as few as you want.

UNIT 16: JESUS, THE RETURNING KING

- 12 Big Q & A 16 Song
- 13 Big Question 16 Song: What Will Happen When Jesus Comes Back?
- 14 Unit 16 Bible Verse Song: And He Who Was Seated Revelation 21:5-6, ESV
- 14T* Unit 16 Bible Verse Song: And He Who Was Seated Revelation 21:5-6, ESV
- 15 *Extra Unit 16 Bible Verse Song: I Am Making Everything New Revelation 21:5, NIV 1984 (other version)*
- 16 Unit 16 Hymn: At the Name of Jesus, v.1
- 17 Unit 16 Praise Song: He Is Lord

*T = Tidbit Shortest version of the Bible verse song

listen to or download songs for free at <https://praisefactory.org: Hide n Seek Kids Music page>

Lesson Plan: Big Question 16


= follow the stars for a short & simple lesson plan

use with all FIVE lessons

p.1
1. GETTING STARTED *NOTE: Most 2 & 3 year olds do best simply learning the Big Question & Answer, a simple version of the Bible story, and maybe the Bible Verse. Use other activities, as time and attention span allow.*

Intake Activity Ideas	Choose one of these open-ended activities to include children as they join the class:
Free Play Time <i>suggestions in Appendix D</i>	★ (usually best for 2 year olds) Offer your own or some of the easy-to-make, free play activities suggested in Appendix D.
OR Sing-along Music Time <i>lyrics and sheet music, Appendix A</i> <i>listen to or download songs for free at https://praisefactory.org: Hide n Seek Kids Music page</i>	Music from Hide 'n' Seek Kids (HSK) ESV Songs 16: Big Q & A 16 Song <i>HSK ESV Songs 16, track 12</i> Big Question 16 Song <i>HSK ESV Songs 16, track 13</i> Unit 16 Bible Verse Song: And He Who Was Seated Revelation 21:5-6, ESV <i>HSK ESV Songs 16, tracks 14,14T</i> Extra Unit 16 Bible Verse Song: I Am Making Everything New Revelation 21:5, NIV 1984 <i>HSK ESV Songs 16, track 15</i> Unit 16 Hymn: At the Name of Jesus, v.1 <i>HSK ESV Songs 16, track 18</i> Unit 16 Praise Song: He Is Lord <i>HSK ESV Songs 16, track 19</i> <i>Add more fun to Sing-along Music Time by adding a Music, Movement & Memory Activity. These activities are listed on p. 8 of this lesson plan with the Response Activities. Instructions found in Appendix B.</i>
OR Bible Verse Memory Game <i>instructions found in Appendix B</i>	Lesson 1 Game: Lily Pad Jump Lesson 2 Game: Animal Cube Lesson 3 Game: Simon Says How Lesson 4 Game: Bean Bag Catch Lesson 5 Game: Slap, Clap and Stack <i>These activities are also included on p.8 of this lesson plan with the Response Activities.</i>
2. OPENING CIRCLE TIME <i>(introduce the Bible Truth and tell the related Bible story)</i>	
Gathering the Children <i>lyrics and sheet music, Appendix A</i>	Sing verse 1 of The Classroom Song to gather the children for Circle Time. The Classroom Song, verse 1 <i>HSK ESV Songs 16, track 1</i> Let's gather together to worship God, Let's gather together to worship God, Let's gather together to worship God, Come gather here with me!
Welcome to Hide 'n' Seek Kids!	★ "Welcome to Hide 'n' Seek Kids! We're so glad you've joined us! We're here to seek God and learn His Word and hide it in our heart so that it will always be with us. And we're here to HIDE His Word, the Bible, in our hearts. We ask big questions about God and dig deep down in the truths of God's Word to find them."

Lesson Plan: Big Question 16

use with all FIVE lessons

p.2

2. OPENING CIRCLE TIME, continued

★ = short & simple lesson plan

Hide 'n' Seek Kids Theme Song	<p>"Let's sing our Hide 'n' Seek Kids theme song."</p>
<p><i>lyrics and sheet music, Appendix A</i></p>	<p>★ Hide 'n' Seek Kids Theme Song <i>HSK ESV Songs 16, track 5</i></p> <p>Come along, we're gonna hide 'n' seek! Hide God's Word in our heart and Him, we'll seek, God loves to show us the truths of His Word, That we might know Him and live out what we've learned.</p>
Classroom Rules Song	<p>There are two very important things that Hide 'n' Seek Kids do together: we worship God and we love one another. Our Classroom Rules Song reminds us how we should act. Let's sing it."</p>
<p><i>lyrics and sheet music, Appendix A</i></p>	<p>Classroom Rules Song <i>HSK ESV Songs 16, track 6</i></p> <p>Shh, be quiet while someone is talking, Raise your hand, if you have something to say, Don't touch your friend, sitting beside you, Obey your teachers, Be kind as you play. These are our classroom rules, These are our classroom rules, They help us worship God and love one another, These are our classroom rules.</p>
Opening Prayer Time	<p>"Children, we need God's help to keep these rules. Let's ask Him to help us right now. Let's get ready and pray."</p>
<p><i>lyrics and sheet music, Appendix A</i></p>	<p>Let's Pray <i>HSK ESV Songs 16, track 7</i></p> <p>1-2-3! Fold your hands, Bow your head, Close your eyes. Let's pray! (<i>repeat</i>)</p> <p>"Let's pray:"</p> <p>★ Opening Prayer</p> <p>Dear Lord, We're so glad to get to gather together to worship You! Please help us keep the classroom rules. Please help us to love You and learn about You today. In Jesus' name we pray. Amen.</p>

Lesson Plan: Big Question 16

use with all FIVE lessons

p.3

2. OPENING CIRCLE TIME, continued

★ = short & simple lesson plan

Reveal the Big Question

Introduce the Big Question Box/Briefcase

lyrics and sheet music,
Appendix A

"It's time to get down to business, Hide 'n' Seek kids! Let's see what our Big Question for today is. It's right inside our Big Question Box/ Briefcase."

The Big Question Box Song

HSK ESV Songs 16, track 8

We've got a big box,
All closed up and locked,
Filled with the truths of God's Word.

We've got a brief case,
There's no time to waste,
Come on, kids, let's open it up!

Ok, who would like to open it up for me and pull out the Big Question?"

The Big Question under Investigation

VISUAL take out
AID



of BQB
Big Question &
Answer Sign, front side

*found in the HSK Vol. 4
Visual Aids, ESV Book

Choose a child to open the box/briefcase, take out the Big Question and hand it to you. Then hold up the Big Question sign for all the children to see, and say:

★ The Big Question we are investigating today is Big Question Number 16:

What Will Happen When Jesus Comes Back?

and the Answer is:

God Will Make Everything New!

Big Question Meaning

★ Jesus is coming back one day. What a day it will be! This old world and its ways will come to an end. God will destroy it and sin and death with it. God will create a new, perfect world for His people to live in with Him forever.

This new world will be a beautiful, happy place. There will never be anything sad or bad in it...ever! God's people will live there with Jesus as their king. Here on earth, God's people know God in their hearts; but there, they will see Him face-to-face. Think of your favorite thing to do. Life with Jesus in the new world will be better than that. Think of your favorite place to be. Life with Jesus in the new world will be better than that! Think of your favorite person to be with. Life with Jesus in the new world will be far better than even that! There will never be anything better than living with Jesus in the new world!

What a wonderful day that will be for God's people! What a wonderful day that will be for us, too, if we turn away from our sins and trust in Jesus as our Savior! We will get to live in this new world with Jesus, too!

Big Question Songs

"Let's sing our Big Question Song:

Big Q & A 16 Song ★ Big Q & A 16 Song

HSK ESV Songs 16, track 12

(adapted version of "The Bear Went Over the Mountain)

lyrics and sheet music,
Appendix A

What will happen when Jesus comes back?	What will happen when Jesus comes back?
What will happen when Jesus comes back?	What will happen when Jesus comes back?
What will happen when Jesus comes back?	What will happen when Jesus comes back?
God will make everything new.	God will make everything new.

God will make everything new,
God will make everything new.

Lesson Plan: Big Question 16

use with all FIVE lessons

p.4

2. OPENING CIRCLE TIME, continued

★ = short & simple lesson plan

Learning about the Big Question (use one or both)	<p>★ Repeat the Big Question and Answer again: "What Will Happen When Jesus Comes Back? God Will Make Everything New!"</p> <p>Say: "Hmmm, I wonder what that means... Let's do our action rhyme/sing our song that explains it."</p> <p>Then do the action rhyme or sing the song using any of the optional motions suggested, if desired.</p>	
Big Question Action Rhyme	<p>Big Question 16 Action Rhyme</p> <p>Jesus died on the cross. He was buried in a grave. Then God brought Him back to life, And took Him to heaven to stay.</p> <p>But one, wonderful day, Only God knows when, Jesus will come back to this earth again.</p> <p>Goodbye, disobeying! Goodbye, hurting! Goodbye, crying! Goodbye, dying!</p> <p>Hello, new heaven! Hello, new earth! Hello, happy forever, With Jesus as King!</p> <p>COME, LORD JESUS, COME!</p>	<p>(POSSIBLE ACTIONS)</p> <p><i>Make a cross with your index fingers</i> <i>Point to ground</i> <i>Raise up hands from ground to up high</i> <i>Point up to heaven</i></p> <p><i>Hold up 1 finger</i> <i>Point to ground</i></p> <p><i>Wave goodbye</i></p> <p><i>Wave hello</i> <i>Big, happy smile</i></p> <p><i>Praise hands in praise</i></p>
Big Question (Action Rhyme) Song <i>lyrics and sheet music, Appendix A</i>	<p>★ Big Question 16 (Action Rhyme) Song</p> <p>What will happen when Jesus comes back? God will make everything new.</p> <p>Refrain: He'll make ev'rything new, When He bursts through the blue. No more sin, sickness, dying, Only life, pure and good. That's what will happen when Jesus comes back! Oh, Lord, come quickly, Lord Jesus, come back!</p> <p>Verse 1 What will happen when Jesus comes back? This heav'n and earth will end, that's a fact! God will destroy it, A perfect, new one make. The home of God with His people always. Refrain</p> <p>Verse 2 What will happen when Jesus comes back? All God's enemies will get the sack! Sin, sickness, death will all be defeated, On the throne forever, Jesus be seated. Refrain</p>	

HSK ESV Songs 16, track 13

(POSSIBLE ACTIONS)

Shake head "no"

Praise hands in praise

Wipe hands, like getting rid of something

Stretch out arms wide to each side

Wipe hands, like getting rid of something
Make crown with hands on head and squat down slightly

Lesson Plan: Big Question 16

use with all FIVE lessons

p.5

2. OPENING CIRCLE TIME, continued

★ = short & simple lesson plan

Learning the Bible Verse

The Bible Chant Song

lyrics and sheet music,
Appendix A

★ "And how do I know this is true? God tells me so in His special book, the Bible."

Say or sing the Bible Chant Song.

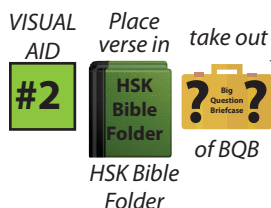
The Bible Chant Song

HSK ESV Songs 16, track 9

The Bible, the Bible,
Let's get out the Bible.
Let's hear what God has to say.
The Bible, the Bible,
God's given us the Bible.
It's His Word for us to learn and obey! Yay!

The Bible Verse in the HSK Bible Folder

HSK 16 Bible Verse-front side
(in the HSK Bible folder)



*found in the HSK Vol. 4
Visual Aids, ESV Book

"Who would like to get our Bible folder out of the Big Question Briefcase for me?"

Choose a child to open the briefcase, take out the "Bible" folder and hand it to you. Remove the Bible Verse Picture from the "Bible" folder and hold it up for all the children to see, then say:

★ Revelation 21:5-6, ESV

"And He who was seated on the throne said, "Behold, I am making all things new!"

Bible Verse Meaning

HSK 16 Bible Verse-back side

★ What does that mean?

A throne is a special seat for a king. Jesus will come back to earth to get rid of sin and death. Everything bad and sad will go away and never come back! Then God will make a brand-new world for His people to live with Him forever. How happy it will be with Jesus as king over this new world that is coming! Everything will be perfect and happy always. We can be God's people, when we repent of our sins and trust in Jesus as our Savior.

Bible Verse Song

lyrics and sheet music,
Appendix A

"We've said our Bible verse, now let's sing it!"

And He Who Was Seated: Revelation 21:5

HSK ESV Songs 16, tracks 14, 14T

And he who was seated on the throne said,
"Behold, behold, I'm making all things new."
And he who was seated on the throne said,
"Behold, behold, I'm making all things new."









You might also enjoy:

I Am Making Everything New:
Revelation 21:5, NIV 1984
HSK ESV Songs 16, track 16

lyrics and sheet music,
Appendix A

It is done, I'm the Alpha and Omega,
It is done, the Beginning and the End,
It is done, I'm the Alpha and Omega,
It is done, the Beginning and the End.

And he who was seated on the throne said,
"Behold, behold, I'm making all things new."
And he who was seated on the throne said,
"Behold, behold, I'm making all things new."

Lesson Plan: Big Question 16		use with all FIVE lessons	p.6
2. OPENING CIRCLE TIME, continued		★ = short & simple lesson plan	
Getting into the Case	“Now it’s time to do a bit more deep down investigating. Let’s see what Detective Dan wants us to help him figure out. Would someone like to get it out for me?”		
Listening Assignments <div>Place in  take out  of BQB</div>	NOTE: Listening assignments are most suitable for ages 3+. Skip straight to the Bible story (see bottom of this page), if working with 2 year olds. “Let’s open up our listening assignment and see what we are supposed to figure out today. Choose a child to take out the Listening Assignment (from the HSK Bible Folder) and hand it to you. Read Detective Dan’s letter to the children that includes the listening assignment. The listening assignments are summarized below:		
VISUAL AID  HSK Vol. 4 Visual Aids, ESV	Detective Dan’s Lesson #1 Listening Assignment: As you listen to the story, see if you can figure out: 1. What sad thing was about to happen to Peter? 2. What wonderful ending did he think about?		
VISUAL AID  HSK 13-16 Visual Aids, ESV	Detective Dan’s Lesson #2 Listening Assignment: Our Bible verse is Revelation 21:5: “And He who was seated on the throne said, “Behold, I am making all things new!” As you listen to the story, see if you can figure out: 1. Who is the king on the throne who rules over everything? 2. What will this king do to make everything new?		
VISUAL AID  *Listening Assignment #3 includes the Assignment Sheet, plus 4 clue pictures* HSK Vol. 4 Visual Aids, ESV	Detective Dan’s Lesson #3 Listening Assignment: I found four clues, but one of them is NOT in the story. They are: a jail; a letter; a backpack; and a crown. Hold up each of the four pictures for the children to see as you identify them. Better yet, put them up on your flannelgraph board, off to one side. I need to know: 1. Which picture does not belong in the story? 2. How are the other three pictures important in the story?		
VISUAL AID  HSK Vol. 4 Visual Aids, ESV	Detective Dan’s Lesson #4 Listening Assignment: As you listen to the story, see if you can figure out: 1. What did Peter praise God for? 2. What did Peter want the others to remember?		
VISUAL AID  HSK Vol. 4 Visual Aids, ESV	Detective Dan’s Lesson #5 Listening Assignment: As you listen to the story, see if you can figure out: 1. What is the good news that made the Peter so happy, even when things were so hard? 2. What wonderful day did Peter and the other believers look forward to?		
Tell the Bible Story <div>Place story & pics in  take out  of BQB</div> HSK Vol. 4 Visual Aids, ESV Bible Story included in this book, immediately after the Lesson Plan and with the Visual Aids	★ Then say, “Ok, Hide ‘n’ Seekers! Put on your best listening ears and see if you can find the answers to Detective Dan’s questions. When I finish telling the story, we’ll see what we come up with.” ★ Bible Story: The Case of the Wonderful Ending 2 Peter 3 Read the Bible Truth story, putting up the storyboard pictures/Story Scenes as you tell it. Then, have the children answer the listening assignment. Present the the gospel and lead in prayer. *Answers to questions, the gospel and ACTS prayer are included with the story text.*		

Lesson Plan: Big Question 16

use with all FIVE lessons

p.7

2. OPENING CIRCLE TIME, continued

★ = short & simple lesson plan

Story Response Song(s)	As attention span and time allow, you might want to end with one of the following songs which also tie in with the unit. If desired, use the Music and Movement activity ideas while singing, listed with the Response Activities.
Hymn <i>lyrics and sheet music, Appendix A</i>	<p>Hymn: At the Name of Jesus <i>HSK ESV Songs 16, track 16</i></p> <p>Verse 4 Watch! for this Lord Jesus will come again, With His Father's glory o'er the earth to reign, For the day is coming when each knee shall bow, So let hearts confess Him King of glory now, King of glory now.</p> <p>Tie-in: "Jesus promises that He will return to be king over the world. He told us to watch and wait for that day. When Jesus comes back it will be an amazing sight. He will come down from heaven with the angels and He will be shiny bright with God's glory. The whole world will see Him and bow down before Him. They will confess (say) that He is King Jesus. Come, Lord Jesus, come!"</p>
Praise Song <i>lyrics and sheet music, Appendix A</i>	<p>Praise Song: He Is Lord <i>HSK ESV Songs 16, track 17</i></p> <p>He is Lord, He is Lord! He is risen from the dead and He is Lord! Ev'ry knee shall bow, Ev'ry tongue confess, That Jesus Christ is Lord.</p> <p>Tie-in: "People obey God by doing what He wants them to do. But, they also show that they obey Jesus by bowing down --getting down--on their knees in front of Him. and saying (confessing) that He is Lord--the one everyone should obey. When Jesus comes back, the Bible tells us that EVERYONE will get down on their knees and say to Jesus that He is Lord, He is the one they must obey. Let's do that right now and sing to Jesus that He is Lord!"</p>

3. TAKING ACTION: Response Activities (choose from among these activities)

Transition to Activities	<p>★ Well, Hide 'n' Seek Kids, you've done a great job diggin' deep down for answers in the truths of God's Word. Now it's time to enjoy some activities."</p> <p>★ Tell children what activity/s you are providing for them: either free play or some of the response activities listed below. When you are ready to dismiss them, use this song to help the children transition in an orderly fashion to their next activity.</p>
Classroom Song, verse 2 <i>lyrics and sheet music, Appendix A</i>	<p>"Children, let's sing our Time to Play Song. When we are finished you may get up and walk over to our next activity."</p> <p>Classroom Song, verse 2 <i>HSK ESV Songs 16, track 2</i></p> <p>We've gathered together to worship God, We've gathered together to worship God, And now it's time to play.</p> <p><i>Dismiss the children to whatever activities you have prepared for them to do.</i></p>

Lesson Plan: Big Question 16

use with all FIVE lessons

p.8

3. TAKING ACTION: Response Activities *(choose from among these activities)*

★ = short & simple lesson plan

Response Activities	Choose one or more activities appropriate for your children, based on classroom time and developmental needs. Add the Discussion Sheet to any activity for deeper learning. ★
Bible Verse Memory Game <i>game directions, Appendix B</i>	<p>Though listed with the opening activities, you may choose to use this Bible verse game here instead (or as a repeat).</p> <ul style="list-style-type: none"> Lesson 1 Game: Lily Pad Jump Lesson 2 Game: Animal Cube Lesson 3 Game: Simon Says How Lesson 4 Game: Bean Bag Catch Lesson 5 Game: Slap, Clap and Stack <p>Use the Discussion Sheet with these activities for even deeper learning ★</p> <p>Unit Discussion Questions for Activities Discussion Questions</p>
Music, Movement & Memory Activity <i>game directions, Appendix B</i>	<p>A music activity that uses the songs from the Bible Truth and Big Question unit.</p> <ul style="list-style-type: none"> HSK Songs for Unit, plus: Lesson 1 Activity: Block Clappers Lesson 2 Activity: Musical Squares Lesson 3 Activity: Lullabies, Bells and Lions Lesson 4 Activity: Thumping Drums Lesson 5 Activity: Say, Spring Up and Shout <p>Use the Discussion Sheet with these activities for even deeper learning ★</p> <p>Unit Discussion Questions for Activities Discussion Questions</p>
Bible Story Review Game <i>game directions, Appendix B</i>	<p>A game that uses the storyboard pictures from the story to review the story.</p> <ul style="list-style-type: none"> Lesson 1 Game: Take Me through the Tunnel Lesson 2 Game: Missing in Action Lesson 3 Game: Hide 'n' Seek Kids Clue Hunt Lesson 4 Game: Who's Inside? Lesson 5 Game: Look Who's Coming Down the Tracks <p>Use the Discussion Sheet with these activities for even deeper learning ★</p> <p>Unit Discussion Questions for Activities Discussion Questions</p>
Coloring Pages/ Take Home Sheets <i>in Appendix C</i>	<p>A coloring page related to the lesson assignment questions is provided for each lesson. On the back of each are the key concepts, a few questions and a song for parents to use with their children. (If desired, include a copy of the Bible story with the Take Home Sheet.)</p> <p>NOTE: Upgrade your coloring sheet to a more interesting craft by offering simple embellishments, such as jiggly eyes, craft sand, glitter, glitter glue, colored paper dots (made with a hole punch), fabric scraps, etc. Make cut-to-size glued-on clothes, hair, etc for characters by using a copy of the coloring sheet, cutting out the selected portions and making them the patterns for whatever you want to cut out of fabric, paper, foil, etc.</p> <p>★</p> <ul style="list-style-type: none"> Lesson 1 Coloring Sheet Emphasis: Bible Truth Lesson 2 Coloring Sheet Emphasis: Bible Verse Lesson 3 Coloring Sheet Emphasis: Bible Truth Lesson 4 Coloring Sheet Emphasis: ACTS Prayer Lesson 5 Coloring Sheet Emphasis: The Gospel <p>Use the Discussion Sheet with these activities for even deeper learning ★</p> <p>Unit Discussion Questions for Activities Discussion Questions</p>
Extra Crafts: Big Question Craft <i>in Appendix C</i>	<p>These crafts are slightly more complex than the coloring sheets:</p> <p>The Big Question Craft is a color, glue and stick craft of the Big Question and Answer.</p> <p>Use the Discussion Sheet with these activities for even deeper learning ★</p> <p>Unit Discussion Questions for Activities Discussion Questions</p>
Bible Verse Craft <i>in Appendix C</i>	<p>The Bible Verse Craft is a craft that gives the Bible verse and explains it, also involving gluing and sticking and a few other, simple craft supplies.</p> <p>Discussion Questions</p>
Bible Story Puzzle <i>in Appendix C</i>	<p>The Storyboard Picture Placement Page has been made into a puzzle that can be cut out and re-assembled by the children. This provides a nice summary of the story.</p>
Free Play Activities <i>ideas in Appendix D</i>	<p>★ Offer your own or some of the easy-to-make, free play activities suggested in Appendix D.</p>

Lesson Plan: Big Question 16

use with all FIVE lessons

p.9

4. CLOSING CIRCLE TIME *(End-of-session activities for the last 5-10 minutes of class time)*

★ = short & simple lesson plan

<p>Transition to Closing Circle</p> <p>Classroom Song, verse 3</p> <p><i>lyrics and sheet music, Appendix A</i></p>	<p><i>Use this song to help the children transition in an orderly fashion. Sing the song, then ask the children to gather with you for Closing Circle Time.</i></p> <p>Classroom Song, verse 3 <i>HSK ESV Songs 16, track 3</i></p> <p>It's time to get ready to go and tell, It's time to get ready to go and tell, Come gather here with me.</p>
<p>Closing Circle Time</p> <p>Classroom Song, verse 4</p> <p><i>lyrics and sheet music, Appendix A</i></p>	<p><i>When children are settled in the circle, say:</i></p> <p>"It is almost time for your parents to come pick you up. And do you know what that means? It means.... (draw this out to build anticipation and excitement)...that it's almost time to go home and....it's almost time to...Go and Tell! We have learned some big news about God today. God wants us to take and tell it to the whole world!"</p> <p>Classroom Song, verse 4 <i>HSK ESV Songs 16, track 4</i></p> <p>So what's our big news to go and tell, So what's our big news to go and tell, Can you tell me now?</p>
<p>Big News to Tell</p> <p>Big Question 16</p> <p><small>VISUAL AID</small></p> <div data-bbox="253 1016 321 1087" style="border: 1px solid black; background-color: green; color: white; text-align: center; width: 30px; height: 30px; line-height: 30px; margin: 5px auto;">#1</div> <p><small>*found in the HSK Vol. 4 Visual Aids, ESV Book</small></p> <p><i>lyrics and sheet music, Appendix A</i></p>	<p>"Let's see....there's so much big news to tell! There's so much we've learned!</p> <p>Can you tell me the answer to our Big Question: "What Will Happen When Jesus Comes Back?"</p> <p><i>(Show them the Big Question and Answer picture.)</i></p> <p>Say the answer with me:</p> <p>"God Will Make Everything New!"</p> <p><i>(If desired, you can sing the Big Q & A Song.)</i> <i>HSK ESV Songs 16, track 12</i></p>
<p>Big Question 16 Bible Verse</p> <p><small>VISUAL AID</small></p> <div data-bbox="253 1499 321 1570" style="border: 1px solid black; background-color: green; color: white; text-align: center; width: 30px; height: 30px; line-height: 30px; margin: 5px auto;">#2</div> <p><small>*found in the HSK Vol. 4 Visual Aids, ESV Book</small></p> <p><i>lyrics and sheet music, Appendix A</i></p>	<p>"And how do I know this is true? Can you tell me?"</p> <p>Say it with me: "The Bible tells me so!"</p> <p>That's right!</p> <p>We learned: Revelation 21:5:</p> <p>"And He who was seated on the throne said, "Behold, I am making all things new!"</p> <p><i>(Show them the Bible Verse picture.)</i></p> <p>The Bible tells us that God is going to make everything new when King Jesus comes back to rule over everything in perfect goodness and happiness. What a great day that will be!</p> <p><i>(If desired, you can sing the Bible verse song.)</i> <i>HSK ESV Songs 16, tracks 14, 14T</i></p>

Lesson Plan: Big Question 16

use with all FIVE lessons

p.10

4. CLOSING CIRCLE TIME, continued

★ = short & simple lesson plan

<p>Closing ACTS Prayer Time</p> <p>ACTS Prayer Chant</p> <p><i>lyrics and sheet music, Appendix A</i></p>	<p><i>Let's ask God to help us to remember this and even tell others this good news. Let's get ready and pray our ACTS prayer.</i></p> <p><i>And what does ACTS mean? Let's sing/say our ACTS Prayer Chant!</i></p> <p>ACTS Prayer Chant Song <i>HSK ESV Songs 16, tracks 10,11</i></p> <p>A, Adoration: God, we praise You! C, Confession: Forgive us our sins. T, Thanksgiving: Thank You for Jesus, S, Supplication: Help us to live like Him.</p> <p>That's the ACTS prayer, my friend, Bow head, Close your eyes, Shhh, Let's begin!</p>
<p>Closing ACTS Prayer</p>	<p>"Let's pray!"</p> <p><i>Lead the children in the ACTS prayer for this unit.</i></p> <p>A We praise You, Jesus, that one day You will put an end to disobeying forever.</p> <p>C God, we confess that we do the bad things that You are coming back to end. Forgive us! We need a Savior.</p> <p>T Thank You, Jesus, for promising to get rid of all the sad and bad things (death, crying, pain, etc) and making everything new and forever happy.</p> <p>S God, work in our hearts. Help us to turn away from our sins and trust Jesus as our Savior. We want to be with You and Your people in the beautiful, new world You will make. Come back soon, Jesus!</p> <p>In Jesus' name we pray. Amen.</p>
<h2>5. TAKING IT HOME <i>(Take Home Sheet)</i></h2>	
<p>Clean up and Dismissal</p>	<p>★ "Now it's time to work together and clean up." <i>Have the children join you in cleaning up the room.</i></p>
<p>Coloring Pages/ Take Home Sheets</p> <p><i>in Appendix C</i></p>	<p>★ <i>Give out the craft/take home sheet and any other papers from the session, as you dismiss children from class.</i></p> <p><i>(Reminder: The back side of the coloring page is the take home sheet for each lesson.)</i></p>
<p>Bible Story to Take-Home</p> <p><i>in Appendix C</i></p>	<p>You may also want to include a copy of the story along with the take home sheet. (However, each coloring sheet/take home sheet includes a note to parents telling them where they can download the story from the Parent Resources section on the website.</p>

Big Question 16 Bible Story

use with all FIVE lessons

Place
story in

take out

p.l

The Case of the Wonderful Ending

2 Peter 3



of BQB

Story-telling Tips

Ahead of time:

1. Read the Bible verses and story. Pray!
2. Choose story action cues and/or prepare storyboard pictures, if using. (Included in Visual Aids book)
3. Practice telling story with the pictures, timing your presentation. Shorten, if necessary to fit your allotted time.

During your presentation:

1. Maintain as much eye contact as possible as you tell the story.
2. Put up storyboard figures/add story action cues as you tell the story. Allow the children to help you put them on the board, if desired.
3. Include the children in your story with a few questions about what they think will happen or words/concepts that might be new to them.
4. Watch the kids for signs that their attention span has been reached. Shorten, if necessary.

INTRODUCTION/ LISTENING ASSIGNMENTS

“Our story is called: The Case of the Wonderful Ending. Here is your listening assignment...”

Read from Detective Dan’s Listening Assignment signs, but questions are summarized below:

Detective Dan’s Lesson #1 Listening Assignment:

As you listen to the story, see if you can figure out:

1. What sad thing was about to happen to Peter?
2. What wonderful ending did he think about?

Detective Dan’s Lesson #2 Listening Assignment:

Our Bible verse is Revelation 21:5: “And He who was seated on the throne said, “Behold, I am making all things new!”

As you listen to the story, see if you can figure out:

1. Who is the king on the throne who rules over everything?
2. What will this king do to make everything new?

Detective Dan’s Lesson #3 Listening Assignment:

I found four clues, but one of them is NOT in the story.

They are: a jail; a letter; a backpack; and a crown.

Hold up each of the four pictures for the children to see as you identify them. Better yet, put them up on your flannelgraph board, off to one side.

I need to know:

1. Which picture does not belong in the story?
2. How are the other three pictures important in the story?

Detective Dan’s Lesson #4 Listening Assignment:

As you listen to the story, see if you can figure out:

1. What did Peter praise God for?
2. What did Peter want the others to remember?

Detective Dan’s Lesson #5 Listening Assignment:

As you listen to the story, see if you can figure out:

1. What is the good news that made the Peter so happy, even when things were so hard?
2. What wonderful day did Peter and the other believers look forward to?

Read the questions, THEN SAY,

“Ok, Hide ‘n’ Seekers! Put on your best listening ears and see if you can hear the answers to Detective Dan’s questions. When I finish telling the story, we will see if we can answer all the questions.”

Big Question 16 Bible Story

use with all FIVE lessons

p.2

"The Case of the Wonderful End" 2 Peter 3

Story with lines separating paragraphs (text in bold, optional interaction cues in italics)

Roman soldiers put Peter in jail. His feet were tied up. He couldn't get out. He was in trouble for telling people about Jesus. Soon the soldiers would come back and take him to die.

Can you pretend your feet are tied up?

Was Peter sad? It seemed like he should be; but no, he was not! Why? Because Peter wasn't just thinking about that dark room or the chains on his feet. He wasn't just thinking about the soldiers who would soon come to put him to death, or what it would be like to die! No, Peter was thinking about something else, too... and this something else made him VERY HAPPY!

What was Peter thinking about? Peter was remembering the good promises that God had made to His people in the Bible. These were what were making him so very happy.

Did Peter have a sad face or a happy face? A happy face! Because he was thinking about Jesus coming back! Can you make a happy face?

Here are some of God's good promises that Peter thought about: "God promised that Jesus will come back one day," Peter remembered. "He will down from heaven with God's angels. Everyone on earth will see Him and know that He is God's Son. Everyone will worship Him."

"Then God will make everything new! He will make a new heaven and a new earth for His people to live in with Him," Peter remembered.

Can you point up to heaven? Can you point down to the earth? God will make a new heaven and earth for His people to live in with Him. It will be very beautiful... more beautiful than we can imagine. And it will be perfect!

"Jesus will be the Forever King. Sin, sickness, sadness, and dying --EVERYTHING BAD-- will be gone, and will never come back again! God's people will live happily with God forever," Peter knew God had promised.

A king is in charge over everyone in a whole country. That's a lot of people! Kings wear a special hat called a crown. Can you put your hands on your head in a pretend crown? Jesus won't just be in charge over just people in a country. He will be king over EVERYONE!

Thinking about life with God in the new heaven and earth made Peter happy!

It helped him as he sat in that little room, tied up, and soon to die. Peter knew his life on earth was almost over, but the best was yet to come! He would enjoy life with God forever! A brand new, PERFECT life in a brand new, PERFECT heaven and earth! How wonderful!

Peter thought about something else as he sat in jail. He thought about some other people who loved Jesus, too. They lived in a faraway place, and they were getting in trouble and being hurt for telling people about Jesus, just like he was.

How do you feel when you get hurt? What kind of face do you make? God's people felt like that when they got hurt, too.

Big Question 16 Bible Story

use with all FIVE lessons

p.3

Story with lines separating paragraphs (text in bold, optional interaction cues in italics)

“Are these people sad or are they still happy?” Peter wondered. “Do they remember the good promises God has made to them?”

“Maybe I should write them a letter before I die,” Peter thought. “I can remind them of God’s good promises. Maybe that will help them be happy, even though their enemies are hurting them.”

“Yes,” decided Peter. “I WILL write them a letter. I will write it RIGHT NOW!”

Hurry, Peter, hurry! Write your letter!

Can you pretend like you are writing a letter?

Peter wrote his letter. He gave it to a friend to take to God’s people in the faraway place.

Walk, walk, walk! Run, run, run, went Peter’s friend, all the way to the faraway place.

Can you stomp your feet in place like you are walking? Now go faster, like you are running! That’s how fast Peter’s friend went.

At last, Peter’s friend came to the faraway place. He gave the letter to God’s people.

“Look! Look! It’s a letter from Peter!” they exclaimed. “Let’s read it!” Everyone gathered around to hear. What did it say?

They read it out loud so everyone could hear:

Hold hands like pretending to hold a letter and read a letter.

“Dear God’s People,

I know some people are hurting you. They don’t want you to tell others about Jesus. There are some people hurting me, too. But don’t be scared! Keep on telling people about Jesus!

Remember God’s good promises! Jesus will come back to earth one day. God will make everything new. He will make a new heaven and earth for His people to live in with Him. Jesus will be our Forever King. Everything bad will be gone, never to come back again! We will live happily with God always! So don’t be sad. Be happy! God will do everything He has promised. Come, Lord Jesus, Come! Signed, Peter.”

Make your happiest face and cheer really loud! Yay! Let’s say with God’s people: “Come, Lord Jesus, Come!”

What did God’s people in that faraway place do when they heard Peter’s words? Did they trust in God? Did they remember His promises? I don’t know, but I hope so.

But what I DO know, is that you and I, we can know God’s promises and remember them. God can use His promises to help us to trust in Jesus as our Savior. He can use them to help us to get ready for the day when Jesus will come back and God will make everything new! Yay!

Big Question 16 Bible Story

use with all FIVE lessons

p.4

Cracking the Case: (story wrap-up for Listening Assignments)

It's time to see how we did with our Listening Assignment.

Detective Dan's Lesson #1 Listening Assignment:

1. What sad thing was about to happen to Peter?

Peter was about to be killed.

2. What wonderful ending did he think about? He thought about going to be with Jesus. He thought about the day when Jesus would come back to this world and make everything new. Then, Jesus would be the Forever King and he and all of God's people would one day live happily with Him forever.

For You and Me:

We all have to face death one day. Isn't it wonderful that God can give us the same hope that He gave Peter? We, too, can turn away from our sins and trust in Jesus as our Savior. We, too, can rejoice that the day is coming when we can live with Jesus forever happy in the new world He will make one day.

Detective Dan's Lesson #2 Listening Assignment:

Our Bible verse is **Revelation 21:5**: "And He who was seated on the throne said, "Behold, I am making all things new!"

1. Who is the king on the throne who rules over everything? Jesus.

2. What will this king do to make everything new? He will return to this world and get rid of all sin and death. This world will go away and He will make a wonderful, new world for His people to live with Him forever.

For You and Me:

Jesus will return one day. He will get rid of sin and death and make a wonderful, new world for His people to live in with Him, happy forever. How can we become God's people who get to live with Him in the new world that is coming? By turning away from our sins and trusting in Jesus as our Savior. God loves to help us do this. Ask Him!

Detective Dan's Lesson #3 Listening Assignment:

I found four clues, but one of them is NOT in the story. They are: a jail; a letter; a backpack; and a crown.

1. Which picture does not belong in the story? The backpack.

2. How are the other three pictures important in the story?

Peter was put in jail for telling others about Jesus. Even though he was about to die, Peter rejoiced that Jesus was the great king who ruled over everything. Peter was about to go be with Him in heaven when he died. Best of all, one day King Jesus would come back and do away with sin and death. He would make a wonderful, new world where God's people will live happily with Him forever. Peter sent a letter to some of God's people who lived faraway to comfort them and help them to keep on trusting in God.

For You and Me:

We all have to face death one day. Isn't it wonderful that God can give us the same hope that He gave Peter? We, too, can turn away from our sins and trust in Jesus as our Savior. We, too, can rejoice that the day is coming when we can live with Jesus forever in the new world He will make one day.

Detective Dan's Lesson #4 Listening Assignment:

1. What did Peter praise God for? For being king over all. His good plans will happen. Jesus will come back and be the great, Forever King in the new world that God will make.

2. What did Peter want the others to remember? Peter wanted the other believers to remember the wonderful day that was coming. They might have to go through hard things now, but when Jesus comes back, there will be nothing but happiness forever.

For You and Me:

God is still the king over the whole world. His Son, Jesus, is still going to come to make a wonderful, new world. We, too, can praise God for being the one, true God and our Savior. We can be His people when we turn from our sins and trust in Jesus as our Savior. Then, we, too, will look forward to the day when He comes back and creates the wonderful, new world that God's people will live in with Him.

Detective Dan's Lesson #5 Listening Assignment:

1. What is the good news that made the Peter and so happy, even when things were so hard? The good news of Jesus. Jesus gave up His life on the cross as the perfect payment for sins. He rose from the dead on the third day showing He had beaten sin and death forever. We can know God's forgiveness and be His people, when we turn away from our sins and trust in Jesus as our Savior.

2. What wonderful day did Peter and the other believers look forward to? The day when King Jesus will return and do away with sin and death forever. The day He will make everything new and they will live with Him forever happy in the wonderful, new world He will create.

Big Question 16 Bible Story

use with all FIVE lessons

p.5

For You and Me:

The good news that made Peter happy can make us happy, too, when we turn from our sins and trust in Jesus as our Savior. It can even make us happy when we go through hard things, like Peter and the others went through. We can look forward to the day when Jesus will come back and make everything new. If we are God's people, we will get to live there with Him!

The Gospel (story wrap-up if NOT using Listening Assignments)

Our Bible Truth is:

**What Will Happen When Jesus Comes Back?
God Will Make Everything New!**

Peter thought about Jesus coming back and that made him happy and excited! He wanted Jesus to come back soon! He was ready.

How did Peter get ready? He turned away from disobeying God. He asked Jesus to be his Savior. Jesus forgave his sins. He took the punishment Peter deserved for disobeying God! He sent God's Holy Spirit to live in Peter's heart and gave him special closeness with God. That's how Peter became one of God's people.

We can be ready, too, if we turn away from disobeying God and ask Jesus to be our Savior! God will forgive us our sins. He will send God's Holy Spirit to live in our hearts and give us special closeness with God. And one day, we, too, will get to go to live with Him forever! And that will be best of all!

Isn't that wonderful?! Let's thank God and praise God right now for sending Jesus to save us! Let's ask Him to help us to turn away from our sins and trust in Jesus as our own Savior. In Jesus' name we pray. Amen.

Close in prayer.

Closing Unit 16 ACTS Prayer

A=Adoration C=Confession T=Thanksgiving S=Supplication

- A** We praise You, Jesus, that one day You will put an end to disobeying forever.
- C** God, we confess that we do the bad things that You are coming back to end. Forgive us! We need a Savior.
- T** Thank You, Jesus, for promising to get rid of all the sad and bad things (death, crying, pain, etc) and making everything new and forever happy.
- S** God, work in our hearts. Help us to turn away from our sins and trust Jesus as our Savior. We want to be with You and Your people in the beautiful, new world You will make. Come back soon, Jesus! In Jesus' name we pray, Amen.

***Return to page 7 of the Lesson Plan
for the script of the rest of this lesson.***



Questions to aid discussion of the key concepts and for use in games

Be familiar with these questions and answers. Look for opportunities to ask questions and talk about their answers, such as while the children work on their coloring pages, as part of their games, or during play time. Remember: your goal isn't to ask all these questions or to only talk to the children about these things. It is to be deliberate in having good conversations with them, as natural opportunities arise.

BIG QUESTION	What Will Happen When Jesus Comes Back? God Will Make Everything New!
Meaning	<p>Jesus is coming back one day. What a day it will be! This old world and its ways will come to an end. God will destroy it and sin and death with it. God will create a new, perfect world for His people to live in with Him forever.</p> <p>This new world will be a beautiful, happy place. There will never be anything sad or bad in it... ever! God's people will live there with Jesus as their king. Here on earth, God's people know God in their hearts; but there, they will see Him face-to-face. Think of your favorite thing to do. Life with Jesus in the new world will be better than that. Think of your favorite place to be. Life with Jesus in the new world will be better than that! Think of your favorite person to be with. Life with Jesus in the new world will be far better than even that! There will never be anything better than living with Jesus in the new world!</p> <p>What a wonderful day that will be for God's people! What a wonderful day that will be for us, too, if we turn away from our sins and trust in Jesus as our Savior! We will get to live in this new world with Jesus, too!</p>
Discussion Questions	<p><i>choose a few</i></p> <ol style="list-style-type: none"> 1. What will happen when Jesus comes back? <i>God will make everything new!</i> 2. Where will Jesus come back to again one day? <i>To earth.</i> 3. What will Jesus get rid of when He comes? <i>Sin and death forever.</i> 4. What will God make new when Jesus comes back? <i>He will make a new heaven and earth, with no sin in it ever!</i> 5. Who will God take to live in the new world He will make? <i>God's people, to live with Him forever.</i> 6. What is better than your favorite thing? <i>Living with Jesus in the new world God will make.</i> 7. What is better than your favorite place to be? <i>Life with Jesus in the new world God will make.</i> 8. What is better than your favorite person to be with? <i>Life with Jesus in the new world God will make.</i> 9. Will God's people be happy when they live with God? <i>Yes, they will be as happy as anyone could ever be!</i> 10. What must we do, if we are to be God's special people? <i>Turn away from our sins, ask God's forgiveness. and trust Jesus as our Savior.</i>
THE GOSPEL	<p>How do we become God's people? What is the gospel?</p> <p><i>The LORD is the one, true God. We should all obey Him. But, we all say "no" to God and we deserve God's punishment! How sad! But, oh, how kind is the LORD! He sent His Son, Jesus, to save us! Jesus lived a perfect life. Then, He offered it up as the full payment for our sins when He suffered and died on the cross. Jesus didn't stay dead. On Day Three, Jesus rose from the dead, proving He had beaten sin and death for God's people. We can become God's people, too, if we turn away from our sins and trust in Jesus as our Savior. If we do, we will get to know God in our hearts, now. And one day, we will go to live with God forever. Ask God to help you trust in Jesus. He loves to answer this prayer.</i></p>

Questions to aid discussion of the key concepts and for use in games

BIBLE VERSE	<p>"And He who was seated on the throne said, "Behold, I am making all things new!" -- Revelation 21:5</p>
Meaning	<p>A throne is a special seat for a king. Jesus will come back to earth to get rid of sin and death. Everything bad and sad will go away and never come back! Then God will make a brand-new world for His people to live with Him forever. How happy it will be with Jesus as king over this new world that is coming! Everything will be perfect and happy always. We can be God's people, when we repent of our sins and trust in Jesus as our Savior.</p>
Discussion Questions	<p><i>choose a few</i></p> <ol style="list-style-type: none"> 1. What is a throne? <i>It's a special seat for a king.</i> 2. Who is the king who is coming back? <i>Jesus is.</i> 3. What will Jesus get rid of when He comes back? <i>Sin and death. Everything bad and sad will be gone forever.</i> 4. What will Jesus make when He comes back? <i>He will make everything new. He will make a new world for God's people to live in with Him.</i> 5. What will life be like with King Jesus in the new world? <i>Everything will be perfect and happy always.</i> 6. How can we become God's people? <i>By telling God that we are sinners and want to trust in Jesus as our Savior. He will help us trust in Him and live for Him. Ask Him!</i>
BIBLE STORY	<p>The Case of the Wonderful End 2 Peter 3</p>
Discussion Questions	<p><i>choose a few</i></p> <ol style="list-style-type: none"> 1. Who was in jail? <i>Peter.</i> 2. What was about to happen to Peter? <i>Soldiers were about to take him and kill him.</i> 3. What was Peter happy about, even though he was about to die? <i>He was happy that he was one of God's people. He was happy that one day Jesus would come back and bring an end to sin and death. Then, God would make a wonderful, new world for His people to live in with Him forever. This was what made Peter very happy, even on that very hard day!.</i> 4. Who else was Peter thinking about when he was about to die? <i>He was thinking about God's people in other, faraway places.</i> 5. What were God's people in other places going through? <i>They were going through hard things because they believed in Jesus. Enemies didn't want them to tell others the good news of Jesus.</i> 6. What did Peter do to help them? <i>He sent a letter to them, reminding them about the wonderful day coming when Jesus would come back and sin and death, badness and sadness, would be gone forever.</i> 7. How can we become one of God's people? <i>The LORD. We can ask Him to help us turn from our sins and trust in Jesus as our Savior. He loves to answer this prayer!</i>