

# Hide 'n' Seek Kids

Unit 15

Curriculum:  
God's People  
Gather Together



## Session Prep (especially good for newbies!)

**Pray!** *NOTE: Most 2 & 3 year olds do best simply learning the Big Question & Answer, a simple version of the Bible story, and maybe the Bible Verse. Use other activities, as time and attention span allow. Your session prep need only include what you use.*



Pray for the Holy Spirit to be at work in your heart and the children's hearts.

## Review



If new to the curriculum, look at the **Getting Started with Hide 'n' Seek Kids section of this book** (p.5) It will be especially helpful to read through the Hide 'n' Seek Kids section of **The Praise Factory Tour: Extended Version Book**. This is a visual way to understand what goes on in the classroom. (A pdf of the book is found in the samples section on the website.)

## Look through and Learn the Lesson



Read over **lesson plan**. Practice any **songs or action rhymes** you are using. Choose/make up motions to go with these. Choose less with younger children and more with older preschoolers. **Practice the lesson with the visual aids** and using the Big Question Box/Briefcase.

## Read and Rehearse the Bible Story with Pictures



Read the Bible story from the Bible. Read the curriculum version. Practice telling it with the storyboard pictures. (If you have not previously laminated the story pictures, do that now.) Or, rehearse it from the Simple Story Scenes, if you are using those.

## Let There Be Music



Download the music and listen to the songs. Choose which of the songs you will use with the children. If using live musicians, make sure they have the sheet music (found in Appendix A).

## Put the Props in Place



1. Prepare your Visual Aids. Put the Bible Verse, Listening Assignment, Bible Story in one side of the Bible folder. Keep out the Big Question sign.
2. Get out your storyboard. If using Simple Story Scenes, put these in your Bible Folder. Or, if using the individual storyboard figures, put all background pictures in place (they have a BG by the number). Put the rest of the storyboard pictures (these have a SB by the number) in order of use in the other side of the Bible folder.
3. Put the HSK Bible Folder as well as the Big Question sign in the Big Question Box/Briefcase and shut it. If your box/briefcase has locks and you want to use the unlocking the box as part of your session, lock it now....but make sure you have the key or know the code first.
4. Prepare the music CD or sheet music or mp3 device for use in your session.

## Set Out Free Play Activities



Choose and set up free time activities you will use with the children. Choose a variety of different activities that will be enjoyed by different types of children. Rotate the activities you provide to keep them interesting and fresh to your children. (Suggestions in Appendix D, Core Curriculum books.)

## Prepare Any Activities



Choose which (if any) of the unit games and crafts activities you want to use in the session. Bear in mind your time frame as well as the developmental abilities/attention span of your children as you decide what/how many to prepare. **Look over the Discussion Sheet** and choose a few questions you might use to spark discussion with the children as they do their activities (especially good for ages 3's+). Pray for God to give you opportunities to talk about these things with the children.

## Let Them Take It with Them



Make copies of the craft/take home sheets, if you are not already using them as one of your activities. You may also want to make copies of the story (see take-home version of each story included in Appendix C with the other take home resources) to have for parents to use with their children at home. There's a link on each craft/take home sheet to the story, if you don't make hard copies.

## Store It



After your session is over, collect the resources and store them for future use. This curriculum can be used over and over for years to come.

## Unit 15 Overview of Key Concepts

### UNIT 15: God's People Gather Together

**Unit Big Question (and Answer):** "Why Do God's People Go to Church? To Worship God and Love One Another!"

#### Meaning:

A church is God's people gathering together. Some churches meet in special buildings. Some churches meet in homes. Some meet outside. No matter where they meet, when God's people gather together, they are a church. When God's people gather together as a church, they worship God. They worship Him for being the one, true God, who is not like anyone else. They worship Him for saving them through Jesus. They sing songs and pray to God. They listen to the Bible and learn how to obey it. God's people also gather together to love one another. They talk with each other, take care of each other, and pray for each other. The Bible tells us that God's people are to meet together often. Usually, this is on Sundays, the day that Jesus rose from the dead. Jesus promised that when God's people gather together, He will be there with them in a special way.

### Unit 15 Bible Verse: Hebrews 10:24-25, ESV

"And let us consider how to stir up one another to love and good works, not neglecting to meet together."

#### Meaning:

Why do God's people go to church? To worship God and love one another. The Bible tells God's people to not neglect meeting together! They need to keep on meeting together, week after week. At church, they learn about God from the Bible. At church, they sing songs of praise to God together. They pray to God and pray for each other. They help each other to love one another more and to love God, most of all. They do good works that take care of each other's needs and help everyone live like Jesus. That's why we're at church even today!

### Unit 15 ACTS Prayer

- A** We praise You, God, for being the mighty Savior of your people--the Church.
- C** God, we confess that too many times we don't want to go to church to worship You or love others. Please forgive us. We need a Savior! We need a Savior!
- T** Thank You, God, for all the people who help us to worship You and love one other when we gather together. Thank You for saving millions and millions of people and making them part of Your people, the Church.
- S** God, work in our hearts. Help us become Your people, by turning away from our sins and trusting in Jesus as our Savior. Help us to worship You and love others when we gather together. In Jesus' name we pray, Amen.

### Unit 15 Story

#### The Case of the People Who Loved a Lot

Acts 2

**Songs Used in Unit 15** *listen to or download songs for free at <https://praisefactory.org>: Hide n Seek Kids Music page*

Big Q & A 15 Song

Big Question 15 Song: Why Do God's People Go to Church?

Unit 15 Bible Verse Song: Stir Up Hebrews 10:24-25, ESV

Unit 15 Hymn: Brethren, We Have Met to Worship, v.1

Unit 15 Praise Song: Praise the Lord Together

## Hide 'n' Seek Kids ESV Songs I5 Track Numbers

This is a listing of all songs mentioned in the unit curriculum. You may or may not choose to use all of the songs. They are listed in easy-reference order--NOT in the order used in the curriculum. You may choose to simply burn a CD/load them onto an mp3 device in this order. Or, you may want to do what we do: choose the songs we want to use and create a play list of them in that order. Then, we burn a CD/upload the play list onto an mp3 device. A teacher only has to click forward to the next song, instead of hunting for the right track. The track number have been included as part of the title of each song, so teachers will still have a reference to the track number listed in the curriculum (same as those listed below), even if you change the order on your customized play list.

### SONGS USED EVERY UNIT OF THE CURRICULUM

- 1 The Classroom Song v.1
- 2 The Classroom Song v.2
- 3 The Classroom Song v.3
- 4 The Classroom Song v.4
- 5 Hide 'n' Seek Kids Theme Song
- 6 The Classroom Rules Song
- 7 Let's Pray Song
- 8 The Big Question Box Song
- 9 The Bible Chant Song
- 10 ACTS Prayer Song (Short Version)
- 11 ACTS Prayer Song (Full Version)

#### Why the Extra Songs?

Hide 'n' Seek Kids is a curriculum used by children of different ages. Sometimes one of the other songs is a better fit for your kids. Or, you may simply want to teach them more songs on the same Bible Truth. Use as many or as few as you want.

### UNIT 15: GOD'S PEOPLE GATHER TOGETHER

- 12 Big Q & A 15 Song
- 13 Big Question 15 Song: Why Do God's People Go to Church?
- 14 Unit 15 Bible Verse Song: Stir Up Hebrews 10:24-25, ESV
- 14 T\* Unit 15 Bible Verse Song: Stir Up Hebrews 10:24-25, ESV
- 15 Unit 15 Hymn: Brethren, We Have Met to Worship, v.1
- 16 Unit 15 Praise Song: Praise the Lord Together

\*T = Tidbit Shortest version of the Bible verse song

*listen to or download songs for free at <https://praisefactory.org: Hide n Seek Kids Music page>*

# Lesson Plan: Big Question 15



= follow the stars for a short & simple lesson plan

use with all FIVE lessons

p.1

## 1. GETTING STARTED *NOTE: Most 2 & 3 year olds do best simply learning the Big Question & Answer, a simple version of the Bible story, and maybe the Bible Verse. Use other activities, as time and attention span allow.*

<b>Intake</b> <b>Activity Ideas</b>	<b>Choose one of these open-ended activities to include children as they join the class:</b>
<b>Free Play Time</b> <i>suggestions in Appendix D</i>	★ (usually best for 2 year olds) Offer your own or some of the easy-to-make, free play activities suggested in Appendix D.
<b>OR Sing-along Music Time</b> <i>lyrics and sheet music, Appendix A</i>  <i>listen to or download songs for free at <a href="https://praisefactory.org/">https://praisefactory.org/</a>: Hide n Seek Kids Music page</i>	Music from Hide 'n' Seek Kids (HSK) ESV Songs 15: Big Q & A 15 Song <span style="float: right;"><i>HSK ESV Songs 15, track 12</i></span> Big Question 15 Song <span style="float: right;"><i>HSK ESV Songs 15, track 13</i></span> Unit 15 Bible Verse Song: Stir Up Hebrews 10:24-25, ESV <span style="float: right;"><i>HSK ESV Songs 15, tracks 14,14T</i></span> Unit 15 Hymn: Brethren, We Have Met to Worship, v.1 <span style="float: right;"><i>HSK ESV Songs 15, track 17</i></span> Unit 15 Praise Song: Praise the Lord Together <span style="float: right;"><i>HSK ESV Songs 15, track 18</i></span>  <i>Add more fun to Sing-along Music Time by adding a Music, Movement &amp; Memory Activity. These activities are listed on p. 8 of this lesson plan with the Response Activities. Instructions found in Appendix B.</i>
<b>OR Bible Verse Memory Game</b> <i>instructions found in Appendix B</i>	Lesson 1 Game: Roll 'n'Toss Lesson 2 Game: Duck, Duck, Goose Lesson 3 Game: Detective Mission Madness Practice Lesson 4 Game: Block Clapping Lesson 5 Game: Meet, Greet and Keep It Up  <i>These activities are also included on p.8 of this lesson plan with the Response Activities.</i>
<b>2. OPENING CIRCLE TIME (introduce the Bible Truth and tell the related Bible story)</b>	
<b>Gathering the Children</b> <i>lyrics and sheet music, Appendix A</i>	Sing verse 1 of The Classroom Song to gather the children for Circle Time.  <b>The Classroom Song, verse 1</b> <span style="float: right;"><i>HSK ESV Songs 15, track 1</i></span> Let's gather together to worship God, Let's gather together to worship God, Let's gather together to worship God, Come gather here with me!
<b>Welcome to Hide 'n' Seek Kids!</b>	★ "Welcome to Hide 'n' Seek Kids! We're so glad you've joined us! We're here to seek God and learn His Word and hide it in our heart so that it will always be with us. And we're here to HIDE His Word, the Bible, in our hearts. We ask big questions about God and dig deep down in the truths of God's Word to find them."

# Lesson Plan: Big Question 15

use with all FIVE lessons

p.2

## 2. OPENING CIRCLE TIME, continued

★ = short & simple lesson plan

<b>Hide 'n' Seek Kids Theme Song</b>	<p>"Let's sing our Hide 'n' Seek Kids theme song."</p> <p>★ <b>Hide 'n' Seek Kids Theme Song</b> <span style="float: right;"><i>HSK ESV Songs 15, track 5</i></span></p> <p><i>lyrics and sheet music, Appendix A</i></p> <p>Come along, we're gonna hide 'n' seek!          Hide God's Word in our heart and Him, we'll seek,          God loves to show us the truths of His Word,          That we might know Him          and live out what we've learned.</p>
<b>Classroom Rules Song</b>	<p>There are two very important things that Hide 'n' Seek Kids do together: we worship God and we love one another. Our Classroom Rules Song reminds us how we should act. Let's sing it."</p> <p><b>Classroom Rules Song</b> <span style="float: right;"><i>HSK ESV Songs 15, track 6</i></span></p> <p><i>lyrics and sheet music, Appendix A</i></p> <p>Shh, be quiet while someone is talking,          Raise your hand, if you have something to say,          Don't touch your friend, sitting beside you,          Obey your teachers, Be kind as you play.          These are our classroom rules,          These are our classroom rules,          They help us worship God and love one another,          These are our classroom rules.</p>
<b>Opening Prayer Time</b>	<p>"Children, we need God's help to keep these rules. Let's ask Him to help us right now. Let's get ready and pray."</p> <p><b>Let's Pray</b> <span style="float: right;"><i>HSK ESV Songs 15, track 7</i></span></p> <p><i>lyrics and sheet music, Appendix A</i></p> <p>1-2-3!          Fold your hands,          Bow your head,          Close your eyes.          Let's pray! (<i>repeat</i>)</p> <p>"Let's pray:"</p> <p>★ <b>Opening Prayer</b></p> <p>Dear Lord,          We're so glad to get to gather together to worship You!          Please help us keep the classroom rules.          Please help us to love You and learn about You today.          In Jesus' name we pray. Amen.</p>



# Lesson Plan: Big Question 15

use with all FIVE lessons

p.3

## 2. OPENING CIRCLE TIME, continued

★ = short & simple lesson plan

### Reveal the Big Question

### Introduce the Big Question Box/Briefcase

lyrics and sheet music,  
Appendix A

"It's time to get down to business, Hide 'n' Seek kids! Let's see what our Big Question for today is. It's right inside our Big Question Box/ Briefcase."

### The Big Question Box Song

HSK ESV Songs 15, track 8

We've got a big box,  
All closed up and locked,  
Filled with the truths of God's Word.

We've got a brief case,  
There's no time to waste,  
Come on, kids, let's open it up!

### The Big Question under Investigation

VISUAL take out  
AID



of BQB

Big Question &  
Answer Sign, front side

\*found in the HSK Vol. 4  
Visual Aids, ESV Book

Ok, who would like to open it up for me and pull out the Big Question?"

Choose a child to open the box/briefcase, take out the Big Question and hand it to you. Then hold up the Big Question sign for all the children to see, and say:

★ The Big Question we are investigating today is Big Question Number 15:

### Why Do God's People Go to Church?

and the Answer is:

**To Worship God and Love One Another!**

### Big Question Meaning

★ A church is God's people gathering together. Some churches meet in special buildings. Some churches meet in homes. Some meet outside. No matter where they meet, when God's people gather together, they are a church. When God's people gather together as a church, they worship God. They worship Him for being the one, true God, who is not like anyone else. They worship Him for saving them through Jesus. They sing songs and pray to God. They listen to the Bible and learn how to obey it. God's people also gather together to love one another. They talk with each other, take care of each other, and pray for each other. The Bible tells us that God's people are to meet together often. Usually, this is on Sundays, the day that Jesus rose from the dead. Jesus promised that when God's people gather together, He will be there with them in a special way.

### Big Question Songs

★ "Let's sing our Big Question Song:

### Big Q & A 15 Song

lyrics and sheet music,  
Appendix A

### Big Q & A 15 Song

HSK ESV Songs 15, track 12

(adapted version of "This Is the Way We Wash Our Clothes")

Why do God's people go to church?  
Go to church? Go to church?  
Why do God's people go to church?  
To worship God and to love one another!

**Lesson Plan: Big Question 15**

use with all FIVE lessons

p.4

**2. OPENING CIRCLE TIME, continued**

★ = short &amp; simple lesson plan

<b>Learning about the Big Question</b>	<p>★ Repeat the Big Question and Answer again:  <b>"Why Do God's People Go to Church? To Worship God and Love One Another!"</b></p> <p>Say: "Hmmm, I wonder what that means... Let's do our action rhyme/sing our song that explains it."</p> <p>Then do the action rhyme or sing the song using any of the optional motions suggested, if desired.</p>	
<b>Big Question Action Rhyme</b>	<p><b>Big Question 15 Action Rhyme</b></p> <p>Let's gather together to worship God.                  Let's gather together to worship God.                  That's what God's people do.</p> <p>Let's gather together to love each other.                  Let's gather together to love each other.                  That's what God's people do.</p> <p>Let's gather together to hear God's Word.                  Let's gather together to hear God's Word.                  That's what God's people do.</p> <p>Let's gather together to sing and pray.                  Let's gather together to sing and pray.                  That's what God's people do.</p>	<p><b>(POSSIBLE ACTIONS)</b></p> <p><i>Raise hands to praise God</i></p> <p><i>Hold open arms out towards others, like welcoming a hug</i></p> <p><i>Make an open Bible with the flat palms of your hands</i></p> <p><i>Make prayer hands</i></p>
<p><b>Big Question (Action Rhyme) Song</b></p> <p><i>lyrics and sheet music, Appendix A</i></p>	<p>★ <b>Big Question 15 Action Rhyme/ Song</b></p> <p><b>Refrain:</b>                  Why do God's people go to church?                  To worship God and love one another.                  Why do God's people go to church?                  To worship God and love one another.</p> <p><b>Verse 1:</b>                  God's people gather to worship God.                  To sing His praises and pray.                  They listen to preaching,                  From God's Word, the Bible,                  To better love Him each day. <i>Refrain</i></p> <p><b>Verse 2:</b>                  God's people gather to love one another,                  In acts of kindness and grace.                  They love one another,                  Like sisters and brothers,                  Helping all to live God's way. <i>Refrain</i></p>	

HSK ESV Songs 15, track 13

**(POSSIBLE ACTIONS)**
*Raise hands to praise God*
*Hold open arms out towards others, like welcoming a hug*
*Make prayer hands*
*Make an open Bible with the flat palms of your hands*
*Raise hands to praise God*
*Hold open arms out towards others, like welcoming a hug*
*Point up to God in heaven*



# Lesson Plan: Big Question 15

use with all FIVE lessons

p.5

## 2. OPENING CIRCLE TIME, continued

★ = short & simple lesson plan

### Learning the Bible Verse

### The Bible Chant Song

lyrics and sheet music,  
Appendix A

★ "And how do I know this is true? God tells me so in His special book, the Bible."

Say or sing the Bible Chant Song.

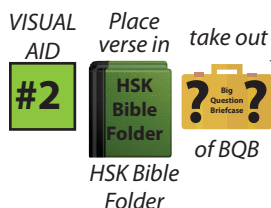
### The Bible Chant Song

HSK ESV Songs 15, track 9

The Bible, the Bible,  
Let's get out the Bible.  
Let's hear what God has to say.  
The Bible, the Bible,  
God's given us the Bible.  
It's His Word for us to learn and obey! Yay!

### The Bible Verse in the HSK Bible Folder

HSK 7 Bible Verse-front side  
(in the HSK Bible folder)



\*found in the HSK Vol. 4  
Visual Aids, ESV Book

"Who would like to get our Bible folder out of the Big Question Briefcase for me?"

Choose a child to open the briefcase, take out the "Bible" folder and hand it to you. Remove the Bible Verse Picture from the "Bible" folder and hold it up for all the children to see, then say:

### ★ Hebrews 10:24-25, ESV

"And let us consider how to stir up one another to love and good works, not neglecting to meet together."

### Bible Verse Meaning

HSK 7 Bible Verse-back side

### ★ What does that mean?

Why do God's people go to church? To worship God and love one another. The Bible tells God's people to not neglect meeting together! They need to keep on meeting together, week after week. At church, they learn about God from the Bible. At church, they sing songs of praise to God together. They pray to God and pray for each other. They help each other to love one another more and to love God, most of all. They do good works that take care of each other's needs and help everyone live like Jesus. That's why we're at church even today!

### Bible Verse Song





lyrics and sheet music,  
Appendix A

"We've said our Bible verse, now let's sing it!"

### Stir Up: Hebrews 10:24-25

HSK ESV Songs 15, tracks 14,14T

Stir up, Stir up, Let's consider how to stir up,  
Stir up one another to love and good works.  
Stir up, stir up,  
Let's consider how to stir up,  
Stir up one another to love and good works.  
Not neglecting to meet together,  
Not neglecting to meet together,  
Stir up, stir up,  
Let's consider how to stir up,  
Stir up one another to love and good works.  
Stir up, stir up,  
Let's consider how to stir up,  
Stir up one another to love and good works.  
Hebrews Ten, twenty-four and five.

Lesson Plan: Big Question 15		use with all FIVE lessons	p.6
2. OPENING CIRCLE TIME, continued		★ = short & simple lesson plan	
<b>Getting into the Case</b>	“Now it’s time to do a bit more deep down investigating. Let’s see what Detective Dan wants us to help him figure out. Would someone like to get it out for me?”		
<b>Listening Assignments</b>  <div>Place in  HSK Bible Folder</div> <div>take out  of BQB</div>	<b>NOTE: Listening assignments are most suitable for ages 3+. Skip straight to the Bible story (see bottom of this page), if working with 2 year olds.</b>  “Let’s open up our listening assignment and see what we are supposed to figure out today.  Choose a child to take out the Listening Assignment (from the HSK Bible Folder) and hand it to you. Read Detective Dan’s letter to the children that includes the listening assignment. The listening assignments are summarized below:		
<b>VISUAL AID</b> <b>#3</b>  HSK Vol. 4 Visual Aids, ESV	<b>Detective Dan’s Lesson #1 Listening Assignment:</b>  As you listen to the story, see if you can figure out: 1. Who were the people who loved a lot? Who was it that they loved this way? 2. How did they show their love?		
<b>VISUAL AID</b> <b>#4</b>  HSK Vol. 4 Visual Aids, ESV	<b>Detective Dan’s Lesson #2 Listening Assignment:</b>  Our Bible verse is Hebrews 10:24-25: “And let us consider how to stir up one another to love and good works, not neglecting to meet together.” As you listen to the story, see if you can figure out: 1. To neglect something means to not do it as much as you should. Who didn’t neglect to meet together on the special worship day? 2. On what day did they meet together? What good things did they help each other do?		
<b>VISUAL AID</b> <b>#5A,B,C</b>  *Listening Assignment #3 includes the Assignment Sheet, plus 4 clue pictures*  HSK Vol. 4 Visual Aids, ESV	<b>Detective Dan’s Lesson #3 Listening Assignment:</b>  I found four clues, but one of them is NOT in the story. They are: a soldier; a gathering place; a Bible; and a jar of food.  Hold up each of the four pictures for the children to see as you identify them. Better yet, put them up on your flannelgraph board, off to one side.  I need to know: 1. Which three pictures belong in the story and which one does not? 2. How were the other three things important in our story?		
<b>VISUAL AID</b> <b>#6</b>  HSK Vol. 4 Visual Aids, ESV	<b>Detective Dan’s Lesson #4 Listening Assignment:</b>  As you listen to the story, see if you can figure out: 1. What did the people in the story thank God for? 2. What did they ask God to help them do?		
<b>VISUAL AID</b> <b>#7</b>  HSK 13-16 Visual Aids, ESV	<b>Detective Dan’s Lesson #5 Listening Assignment:</b>  As you listen to the story, see if you can figure out: 1. What did Jesus do for the people? 2. What is the good news that they believed?		
<b>Tell the Bible Story</b> <div>Place story &amp; pics in  HSK Bible Folder</div> <div>take out  of BQB</div> HSK Vol. 4 Visual Aids, ESV <b>Bible Story included in this book, immediately after the Lesson Plan and with the Visual Aids</b>	★ <b>Then say,</b> “Ok, Hide ‘n’ Seekers! Put on your best listening ears and see if you can find the answers to Detective Dan’s questions. When I finish telling the story, we’ll see what we come up with.”  ★ <b>Bible Story: The Case of the People Who Loved A Lot</b> Acts 2  Read the Bible Truth story, putting up the storyboard pictures/Story Scenes as you tell it. Then, have the children answer the listening assignment. Present the the gospel and lead in prayer.  *Answers to questions, the gospel and ACTS prayer are included with the story text.*		

**Lesson Plan: Big Question 15**

use with all FIVE lessons

p.7

**2. OPENING CIRCLE TIME, continued**

★ = short &amp; simple lesson plan

<b>Story Response Song(s)</b>	As attention span and time allow, you might want to end with one of the following songs which also tie in with the unit. If desired, use the Music and Movement activity ideas while singing, listed with the Response Activities.
<b>Hymn</b>  <i>lyrics and sheet music, Appendix A</i>	<div> <b>Brethren, We Have Met to Worship</b> <span style="float: right;"><i>HSK ESV Songs 15, track 15</i></span> </div> <div> <b>Verse 1</b>                      Brethren, we have met to worship,                      And adore the Lord, our God.                      Will you pray with all your power,                      While we try to preach the Word?                 </div> <div> <b>Tie-in:</b> "Why do God's people go to church? To worship God and love one another! Do you know what brethren are? It's a big word that means "brothers and sisters." God's people are like brothers and sisters in a family...God's family. They meet to worship God and pray and listen to the pastor preach God's Word. They meet together to love one another and care for each other's needs. When they meet together they do things to love one another. What else do they do? Why, that's why you and I, your parents and all the other people are here at church today!"                 </div>
<b>Praise Song</b>  <i>lyrics and sheet music, Appendix A</i>	<div> <b>Praise Song: Praise the Lord Together</b> <span style="float: right;"><i>HSK ESV Songs 15, track 16</i></span> </div> <div>                     Praise the Lord together saying:                      "Hallelujah, Hallelujah, Hallelujah!"                      Praise the Lord together saying:                      "Hallelujah, Hallelujah, Hallelujah!" <i>repeat</i> </div> <div> <b>Tie-in:</b> "Why do God's people go to church? To worship God and love one another! God's people meet together to worship God and love one another. They praise God together, they listen to God's Word together and they love each other. Let's sing a song about meeting together to worship God and love one another."                 </div>

**3. TAKING ACTION: Response Activities** (choose from among these activities)

<b>Transition to Activities</b>	<div>                     ★ Well, Hide 'n' Seek Kids, you've done a great job diggin' deep down for answers in the truths of God's Word. Now it's time to enjoy some activities."                 </div> <div>                     ★ Tell children what activity/s you are providing for them: either free play or some of the response activities listed below. When you are ready to dismiss them, use this song to help the children transition in an orderly fashion to their next activity.                 </div>
<b>Classroom Song, verse 2</b>  <i>lyrics and sheet music, Appendix A</i>	<div>                     "Children, let's sing our Time to Play Song. When we are finished you may get up and walk over to our next activity."                 </div> <div> <b>Classroom Song, verse 2</b> <span style="float: right;"><i>HSK ESV Songs 15, track 2</i></span> </div> <div>                     We've gathered together to worship God,                      We've gathered together to worship God,                      And now it's time to play.                 </div> <div> <i>Dismiss the children to whatever activities you have prepared for them to do.</i> </div>

**Lesson Plan: Big Question 15**

use with all FIVE lessons

p.8

**3. TAKING ACTION: Response Activities** (choose from among these activities)

★ = short &amp; simple lesson plan

Response Activities	Choose one or more activities appropriate for your children, based on classroom time and developmental needs. <b>Add the Discussion Sheet to any activity for deeper learning.</b> ★
<b>Bible Verse Memory Game</b>  <i>game directions, Appendix B</i>	<p>Though listed with the opening activities, you may choose to use this Bible verse game here instead (or as a repeat).</p> <ul style="list-style-type: none"> <li>Lesson 1 Game: Roll 'n' Toss</li> <li>Lesson 2 Game: Duck, Duck, Goose</li> <li>Lesson 3 Game: Detective Mission Madness Practice</li> <li>Lesson 4 Game: Block Clapping</li> <li>Lesson 5 Game: Meet, Greet and Keep It Up</li> </ul> <p>Use the Discussion Sheet with these activities for even deeper learning ★</p> <p>Unit Discussion Questions for Activities Discussion Questions</p>
<b>Music, Movement &amp; Memory Activity</b>  <i>game directions, Appendix B</i>	<p>A music activity that uses the songs from the Bible Truth and Big Question unit.</p> <ul style="list-style-type: none"> <li>HSK Songs for Unit, plus:</li> <li>Lesson 1 Activity: Big Voice, Little Voice</li> <li>Lesson 2 Activity: Sing, Dance and Fall Down</li> <li>Lesson 3 Activity: Bottle Shakers</li> <li>Lesson 4 Activity: March 'n' Say</li> <li>Lesson 5 Activity: Clap, Tap and Say</li> </ul> <p>Use the Discussion Sheet with these activities for even deeper learning ★</p> <p>Unit Discussion Questions for Activities Discussion Questions</p>
<b>Bible Story Review Game</b>  <i>game directions, Appendix B</i>	<p>A game that uses the storyboard pictures from the story to review the story.</p> <ul style="list-style-type: none"> <li>Lesson 1 Game: Clothespin Line Up and Drop</li> <li>Lesson 2 Game: Fix Up the Mix Up</li> <li>Lesson 3 Game: Who's in the Basket?</li> <li>Lesson 4 Game: Run to the Grocery Store</li> <li>Lesson 5 Game: Treasure Hunt</li> </ul> <p>Use the Discussion Sheet with these activities for even deeper learning ★</p> <p>Unit Discussion Questions for Activities Discussion Questions</p>
<b>Coloring Pages/ Take Home Sheets</b>  <i>in Appendix C</i>	<p>A coloring page related to the lesson assignment questions is provided for each lesson. On the back of each are the key concepts, a few questions and a song for parents to use with their children. (If desired, include a copy of the Bible story with the Take Home Sheet.)</p> <p>NOTE: Upgrade your coloring sheet to a more interesting craft by offering simple embellishments, such as jiggly eyes, craft sand, glitter, glitter glue, colored paper dots (made with a hole punch), fabric scraps, etc. Make cut-to-size glued-on clothes, hair, etc for characters by using a copy of the coloring sheet, cutting out the selected portions and making them the patterns for whatever you want to cut out of fabric, paper, foil, etc.</p> <p>★</p> <ul style="list-style-type: none"> <li>Lesson 1 Coloring Sheet Emphasis: Bible Truth</li> <li>Lesson 2 Coloring Sheet Emphasis: Bible Verse</li> <li>Lesson 3 Coloring Sheet Emphasis: Bible Truth</li> <li>Lesson 4 Coloring Sheet Emphasis: ACTS Prayer</li> <li>Lesson 5 Coloring Sheet Emphasis: The Gospel</li> </ul> <p>Use the Discussion Sheet with these activities for even deeper learning ★</p> <p>Unit Discussion Questions for Activities Discussion Questions</p>
<b>Extra Crafts:</b> <b>Big Question Craft</b> <i>in Appendix C</i>	<p><b>These crafts are slightly more complex than the coloring sheets:</b></p> <p><b>The Big Question Craft</b> is a color, glue and stick craft of the Big Question and Answer.</p> <p>Use the Discussion Sheet with these activities for even deeper learning ★</p> <p>Unit Discussion Questions for Activities Discussion Questions</p>
<b>Bible Verse Craft</b> <i>in Appendix C</i>	<p><b>The Bible Verse Craft</b> is a craft that gives the Bible verse and explains it, also involving gluing and sticking and a few other, simple craft supplies.</p> <p>Discussion Questions</p>
<b>Bible Story Puzzle</b> <i>in Appendix C</i>	<p>The <b>Storyboard Picture Placement Page</b> has been made into a puzzle that can be cut out and re-assembled by the children. This provides a nice summary of the story.</p>
<b>Free Play Activities</b> <i>ideas in Appendix D</i>	<p>★ Offer your own or some of the easy-to-make, free play activities suggested in Appendix D.</p>

# Lesson Plan: Big Question 15

use with all FIVE lessons

p.9

## 4. CLOSING CIRCLE TIME *(End-of-session activities for the last 5-10 minutes of class time)*

★ = short & simple lesson plan

<p><b>Transition to Closing Circle</b></p> <p><b>Classroom Song, verse 3</b></p> <p><i>lyrics and sheet music, Appendix A</i></p>	<p><i>Use this song to help the children transition in an orderly fashion. Sing the song, then ask the children to gather with you for Closing Circle Time.</i></p> <p><b>Classroom Song, verse 3</b> <span style="float: right;"><i>HSK ESV Songs 15, track 3</i></span></p> <p>It's time to get ready to go and tell, It's time to get ready to go and tell, Come gather here with me.</p>
<p><b>Closing Circle Time</b></p> <p><b>Classroom Song, verse 4</b></p> <p><i>lyrics and sheet music, Appendix A</i></p>	<p><i>When children are settled in the circle, say:</i></p> <p>"It is almost time for your parents to come pick you up. And do you know what that means? It means.... (draw this out to build anticipation and excitement)...that it's almost time to go home and....it's almost time to...Go and Tell! We have learned some big news about God today. God wants us to take and tell it to the whole world!"</p> <p><b>Classroom Song, verse 4</b> <span style="float: right;"><i>HSK ESV Songs 15, track 4</i></span></p> <p>So what's our big news to go and tell, So what's our big news to go and tell, Can you tell me now?</p>
<p><b>Big News to Tell</b></p> <p><b>Big Question 15</b></p> <p><i>VISUAL AID</i></p> <div data-bbox="253 1016 323 1087" style="background-color: green; color: white; text-align: center; width: 40px; height: 40px; line-height: 40px; margin: 5px auto;">#1</div> <p><i>*found in the HSK Vol. 4 Visual Aids, ESV Book</i></p> <p><i>lyrics and sheet music, Appendix A</i></p>	<p>"Let's see....there's so much big news to tell! There's so much we've learned!</p> <p>Can you tell me the answer to our <b>Big Question: "Why Do God's People Go to Church?"</b> <i>(Show them the Big Question and Answer picture.)</i></p> <p>Say the answer with me:</p> <p><b>"To Worship God and Love One Another!"</b></p> <p><i>(If desired, you can sing the Big Q &amp; A Song.)</i> <span style="float: right;"><i>HSK ESV Songs 15, track 12</i></span></p>
<p><b>Big Question 15 Bible Verse</b></p> <p><i>VISUAL AID</i></p> <div data-bbox="253 1499 323 1570" style="background-color: green; color: white; text-align: center; width: 40px; height: 40px; line-height: 40px; margin: 5px auto;">#2</div> <p><i>*found in the HSK Vol. 4 Visual Aids, ESV Book</i></p> <p><i>lyrics and sheet music, Appendix A</i></p>	<p>"And how do I know this is true? Can you tell me?</p> <p>Say it with me: <b>"The Bible tells me so!"</b></p> <p>That's right!</p> <p>We learned: <b>Hebrews 10:24-25, ESV:</b></p> <p>"And let us consider how to stir up one another to love and good works, not neglecting to meet together."</p> <p><i>(Show them the Bible Verse picture.)</i></p> <p>The Bible tells us that it is so important that God's people gather together. It is such a special time to worship God and love one another!</p> <p><i>(If desired, you can sing the Bible verse song.)</i> <span style="float: right;"><i>HSK ESV Songs 15, tracks 14, 14T</i></span></p>

# Lesson Plan: Big Question 15

use with all FIVE lessons

p.10

## 4. CLOSING CIRCLE TIME, continued

★ = short & simple lesson plan

<p><b>Closing ACTS Prayer Time</b></p> <p><b>ACTS Prayer Chant</b></p> <p><i>lyrics and sheet music, Appendix A</i></p>	<p><i>Let's ask God to help us to remember this and even tell others this good news. Let's get ready and pray our ACTS prayer.</i></p> <p><i>And what does ACTS mean? Let's sing/say our ACTS Prayer Chant!</i></p> <p><b>ACTS Prayer Chant Song</b> <span style="float: right;"><i>HSK ESV Songs 15, tracks 10,11</i></span></p> <p>A, Adoration: God, we praise You!  C, Confession: Forgive us our sins.      That's the ACTS prayer, my friend,  T, Thanksgiving: Thank You for Jesus,      Bow head, Close your eyes, Shhh,  S, Supplication: Help us to live like Him.      Let's begin!</p>
<p><b>Closing ACTS Prayer</b></p>	<p>"Let's pray!"</p> <p><i>Lead the children in the ACTS prayer for this unit.</i></p> <p><b>A</b> We praise You, God, for being the mighty Savior of your people--the Church.</p> <p><b>C</b> God, we confess that too many times we don't want to go to church to worship You or love others. Please forgive us. We need a Savior!</p> <p><b>T</b> Thank You, God, for all the people who help us to worship You and love one other when we gather together. Thank You for saving millions and millions of people and making them part of Your people, the Church.</p> <p><b>S</b> God, work in our hearts. Help us become Your people, by turning away from our sins and trusting in Jesus as our Savior. Help us to worship You and love others when we gather together. In Jesus' name we pray, Amen.</p> <p>In Jesus' name we pray. Amen.</p>
<h2>5. TAKING IT HOME <i>(Take Home Sheet)</i></h2>	
<p><b>Clean up and Dismissal</b></p>	<p>★</p> <p>"Now it's time to work together and clean up."  <i>Have the children join you in cleaning up the room.</i></p>
<p><b>Coloring Pages/ Take Home Sheets</b></p> <p><i>in Appendix C</i></p>	<p>★</p> <p><i>Give out the craft/take home sheet and any other papers from the session, as you dismiss children from class.</i></p> <p><i>(Reminder: The back side of the coloring page is the take home sheet for each lesson.)</i></p>
<p><b>Bible Story to Take-Home</b></p> <p><i>in Appendix C</i></p>	<p>You may also want to include a copy of the story along with the take home sheet. (However, each coloring sheet/take home sheet includes a note to parents telling them where they can download the story from the Parent Resources section on the website.)</p>



# Big Question 15 Bible Story

use with all FIVE lessons

Place  
story in

take out

p.l

## The Case of the People Who Loved A Lot Acts 2



of BQB

### Story-telling Tips

Ahead of time:

1. Read the Bible verses and story. Pray!
2. Choose story action cues and/or prepare storyboard pictures, if using. (Included in Visual Aids book)
3. Practice telling story with the pictures, timing your presentation. Shorten, if necessary to fit your allotted time.

During your presentation:

1. Maintain as much eye contact as possible as you tell the story.
2. Put up storyboard figures/add story action cues as you tell the story. Allow the children to help you put them on the board, if desired.
3. Include the children in your story with a few questions about what they think will happen or words/concepts that might be new to them.
4. Watch the kids for signs that their attention span has been reached. Shorten, if necessary.

### INTRODUCTION/ LISTENING ASSIGNMENTS

**“Our story is called: The Case of the People Who Loved A Lot. Here is your listening assignment... ”**

*Read from Detective Dan’s Listening Assignment signs, but questions are summarized below:*

#### **Detective Dan’s Lesson #1 Listening Assignment:**

As you listen to the story, see if you can figure out:

1. Who were the people who loved a lot? Who was it that they loved this way?
2. How did they show their love?

#### **Detective Dan’s Lesson #2 Listening Assignment:**

Our Bible verse is Hebrews 10:24-25: “And let us consider how to stir up one another to love and good works, not neglecting to meet together.”

As you listen to the story, see if you can figure out:

1. To neglect something means to not do it as much as you should. Who didn’t neglect to meet together on the special worship day?
2. On what day did they meet together? What good things did they help each other do?

#### **Detective Dan’s Lesson #3 Listening Assignment:**

I found four clues, but one of them is NOT in the story.

They are: a soldier; a gathering place; a Bible; and a jar of food.

Hold up each of the four pictures for the children to see as you identify them. Better yet, put them up on your flannelgraph board, off to one side.

I need to know:

1. Which three pictures belong in the story and which one does not?
2. How were the other three things important in our story?

#### **Detective Dan’s Lesson #4 Listening Assignment:**

As you listen to the story, see if you can figure out:

1. What did the people in the story thank God for?
2. What did they ask God to help them do?

#### **Detective Dan’s Lesson #5 Listening Assignment:**

As you listen to the story, see if you can figure out:

1. What did Jesus do for the people?
2. What is the good news that they believed?

### **Read the questions, THEN SAY,**

“Ok, Hide ‘n’ Seekers! Put on your best listening ears and see if you can hear the answers to Detective Dan’s questions. When I finish telling the story, we will see if we can answer all the questions.”

# Big Question 15 Bible Story

use with all FIVE lessons

p.2

## “The Case of the People Who Loved a Lot” Acts 2

*Story with lines separating paragraphs (text in bold, optional interaction cues in italics)*

**Walk, walk, walk! Walk, walk, walk! Look at all the people walking!**

*Can you walk in place?*

**One, two, three, four, five, six, seven, eight... and so many, many more. More than I can count!**

*How high can you count? Up to ten....twenty...a hundred...a thousand? There were more than even that many people walking to the same place that day!*

**Who are these people? Where are they going?**

*Who do you think these people are? Where do you think they are going?*

**These are God’s people, the people who love Jesus. They are gathering together as a church.**

*The Temple was a special place where God’s people gathered long ago when Jesus lived on earth. Where do God’s people gather today? In churches...just like the one we are right now!*

**Let’s see what they are doing...**

**They’re gathering together to worship the LORD God. They are singing to God together: “Praise God! Praise God! He is so good and so great! He loves us so much!”**

*Let’s say, “Praise God” too!*

**And they are praying to God together, “God, forgive our sins. Thank you for sending Jesus. Help us live like Him by loving You and loving others.”**

*What do we do when we pray? Fold our hands, bow our heads, close our eyes and pray!*

**They are listening to teaching from Bible, God’s Word, together. They want to know more about God and how to love Him and each other.**

*Where is your Bible? Can you point to it?*

**They are remembering Jesus died to save them and praising God: “Praise God for Jesus! Praise God for Jesus!” they say. “He has saved us! He is bringing us to God!”**

**That’s what God’s people do when they gather together. They worship God for all the wonderful things He has done for them.**

**But that’s not all God’s people do when they gather together. They also gather together to love one another.**

**They take care of each other and make sure everyone has everything they need. They share with each other--their money and everything else.**

*What’s something God has given us that we can share with others?*

# Big Question 15 Bible Story

use with all FIVE lessons

p.3

*Story with lines separating paragraphs (text in bold, optional interaction cues in italics)*

**They comfort each other when they have sickness or sadness.**

*Can you show me your sad face?*

**They are happy when good things happen to each other and celebrate together.**

*Cheer!*

**They pray for each other.**

**They help each other love God more and live for Him. They help each other love one another, too. They help each other learn God's Word and live it out.**

**And Who is working inside their heart, helping them to worship God and love one another like this? God's Holy Spirit! He is doing beautiful things inside of them, changing them to be like Jesus.**

*Put your hand over your heart.*

**Week after week, God's people gather together on Sunday, their special worship day. That's the day Jesus rose from the dead. They love to remember how He beat sin and death for them!**

**Some people might stay in bed on that day, but not God's people! Nope! They get up and go walk, walk, walking to gather together at the worship place. It's time to gather together! It's time to worship God and love one another.**

*Pretend like you are sleeping in bed and get up!*

**And some people might keep on working on the special worship day, but not God's people! Nope! They set their work aside and walking to gather together at the worship place. How they want to worship God and love one another!**

**Other people watch God's people. What do they think? What do they say?**

**They say: "Look at God's people as they gather together. See how much they love Jesus! See how they worship Him! See how much they love each other! It is amazing how these people worship God and love one another. I want to know about Jesus, too!" they exclaim.**

**"Come gather together with us," God's people invite them. "Come worship God with us! Come let us love you. Come hear the gospel--the wonderful good news of Jesus."**

**"Jesus died on the cross for people who disobey God, like you and me. He paid for our sins with His perfect life. He rose from the dead to show He beat sin and death. He did all of this so we could be forgiven by God and live happily with Him forever! That's the gospel! Turn from your sins and trust in Jesus as your Savior. This is how you can become one of God's people, too!" God's people tell them.**

Big Question 15 Bible Story	use with all FIVE lessons <span style="float: right;">p.4</span>
<p><b>Cracking the Case:</b> (story wrap-up for Listening Assignments)</p> <p>It's time to see how we did with our Listening Assignment.</p> <p><b>Detective Dan's Lesson #1 Listening Assignment:</b> As you listen to the story, see if you can figure out:</p> <p><b>1. Who were the people who loved a lot? Who was it that they loved this way?</b> God's people--the people who love Jesus-- were the people who loved a lot. They loved everyone, but especially God and each other.</p> <p><b>2. How did they show their love?</b> By gathering together to worship God and love one another. By praising God and learning to live His way. And, by caring for each other.</p> <p><b>For You and Me:</b> We can be God's people, too, when we turn away from our sins and trust in Jesus as our Savior. He will make us His people. He will help us to gather together with God's people. He will help us to worship Him and love each other.</p> <hr/> <p><b>Detective Dan's Lesson #2 Listening Assignment:</b> Our Bible verse is Hebrews 10:24-25: "And let us consider how to stir up one another to love and good works, not neglecting to meet together."</p> <p>As you listen to the story, see if you can figure out:</p> <p><b>1. To neglect something means to not do it as much as you should. Who didn't neglect to meet together on the special worship day?</b> God's people didn't neglect to meet together to worship God and love one another.</p> <p><b>2. On what day did they meet together? What good things did they help each other do?</b> They met together on Sunday, their special worship day each week. They learned from God's Word and prayed to God. They cared for each others' needs.</p> <p><b>For You and Me:</b> God wants us to meet together with His people on the special worship day, too. He wants us to learn from God's Word, the Bible, to pray to Him, and to care for each other's needs. God wants us to be His people and we can be, when we turn from our sins and trust in Jesus as our Savior.</p> <hr/> <p><b>Detective Dan's Lesson #3 Listening Assignment:</b> I found four clues, but one of them is NOT in the story. They are: a soldier; a gathering place; a Bible; and a jar of food.</p> <p><b>1. Which of the three pictures belong in the story and which one does not?</b> The soldier does not.</p>	<p><b>2. How were the other three things important in our story?</b> God's people gathered together at the God's Temple-Church to worship God and love one another. They learned from God's Word, the Bible. They cared for each other's needs. They made sure everyone had enough food to eat.</p> <p><b>For You and Me:</b> God wants us to meet together with His people on the special worship day, too. He wants us to learn from God's Word, the Bible, to pray to Him, and to care for each other's needs. God wants us to be His people and we can be, when we turn from our sins and trust in Jesus as our Savior.</p> <hr/> <p><b>Detective Dan's Lesson #4 Listening Assignment:</b> As you listen to the story, see if you can figure out:</p> <p><b>1. What did the people in the story thank God for?</b> God's people remembered how Jesus died on the cross and rose from the dead to save them. How they thanked God for giving them a Savior so they could become His people!</p> <p><b>2. What did they ask God to help them do?</b> God's people asked God to help them live for Him and love one another.</p> <p><b>For You and Me:</b> We have much to thank God for, too. He offers to forgive our sins through Jesus, too, when we turn away from our sins and trust in Jesus as our Savior. We have much to ask God to do in us, too. Just like God's people long ago, we can ask God to work in our hearts and help us to live for Him and love one another. God loves to answer these prayers!</p> <hr/> <p><b>Detective Dan's Lesson #5 Listening Assignment:</b> As you listen to the story, see if you can figure out:</p> <p><b>1. What did Jesus do for the people?</b> Jesus suffered and died on the cross save them from their sins. Then on the third day, He rose from the dead, showing He had beaten sin and death.</p> <p><b>2. What is the good news that they believed?</b> They believed that all who turn away from their sins and trust in Jesus as their Savior will have God's forgiveness for their sins. He will make them His dearly loved people for ever!</p> <p><b>For You and Me:</b> Jesus can be our Savior, too, when we turn away from our sins and trust in Him as our Savior. We can be God's dearly loved people, too. And by His Holy Spirit, He can help us to worship God and love one another, just like He helped those people who lived long ago.</p>

# Big Question 15 Bible Story

use with all FIVE lessons

p.5

## The Gospel (story wrap-up if NOT using Listening Assignments)

### Our Bible Truth is:

**Why Do God's People Go to Church?  
To Worship God and Love One Another!**

When God's people go to church, they praise God for Jesus. Why? Because Jesus has saved them from the punishment they deserved for disobeying God. Oh, how wonderful Jesus is to be their Savior!

You and me, we have disobeyed God, too... and we deserve God's punishment, too! But we can praise God for Jesus, too. Do you know why? Because if we turn away from disobeying God and trust in Jesus as OUR Savior, He will forgive us and save us, too!

If we do, what a wonderful beginning that will be! We will get to know Him in our hearts now. Then one day, we will go to live happily with God forever.

Let's thank God and praise God right now for sending Jesus to save us! Let's ask Him to help us to turn away from our sins and trust in Jesus as our own Savior.

*Close in prayer.*

## Closing Unit 15 ACTS Prayer

A=Adoration C=Confession T=Thanksgiving S=Supplication

- A** We praise You, God, for being the mighty Savior of your people--the Church.
  - C** God, we confess that too many times we don't want to go to church to worship You or love others. Please forgive us. We need a Savior!
  - T** Thank You, God, for all the people who help us to worship You and love one other when we gather together. Thank You for saving millions and millions of people and making them part of Your people, the Church.
  - S** God, work in our hearts. Help us become Your people, by turning away from our sins and trusting in Jesus as our Savior. Help us to worship You and love others when we gather together. In Jesus' name we pray, Amen.
- In Jesus' name we pray. Amen.

***Return to page 7 of the Lesson Plan  
for the script of the rest of this lesson.***





# Unit 15 Hide 'N' Seek Discussion Sheet

use with all FIVE lessons

Use with all  
response activities  
for deeper learning


P. I

Questions to aid discussion of the key concepts and for use in games

Be familiar with these questions and answers. Look for opportunities to ask questions and talk about their answers, such as while the children work on their coloring pages, as part of their games, or during play time. Remember: your goal isn't to ask all these questions or to only talk to the children about these things. It is to be deliberate in having good conversations with them, as natural opportunities arise.

<b>BIG QUESTION</b>	Why Do God's People Go to Church? To Worship God and Love One Another!
<b>Meaning</b>	A church is God's people gathering together. Some churches meet in special buildings. Some churches meet in homes. Some meet outside. No matter where they meet, when God's people gather together, they are a church. When God's people gather together as a church, they worship God. They worship Him for being the one, true God, who is not like anyone else. They worship Him for saving them through Jesus. They sing songs and pray to God. They listen to the Bible and learn how to obey it. God's people also gather together to love one another. They talk with each other, take care of each other, and pray for each other. The Bible tells us that God's people are to meet together often. Usually, this is on Sundays, the day that Jesus rose from the dead. Jesus promised that when God's people gather together, He will be there with them in a special way.
<b>Discussion Questions</b>	<p><i>choose a few</i></p> <ol style="list-style-type: none"> <li>1. Why do God's people go to church? <i>To worship God and love one another.</i></li> <li>2. What is the name of God's people meeting together? <i>A church.</i></li> <li>3. Where do churches meet? <i>Sometimes in buildings, sometimes in homes, sometimes outside.</i></li> <li>4. Who do God's people worship when they meet together? <i>God.</i></li> <li>5. What kinds of things do they worship about God? <i>He is the one, true God. He is their Savior.</i></li> <li>6. What kinds of things do they do when they meet together? <i>Sing and pray; listen to the Bible and learn how to obey it; love each other.</i></li> <li>7. Who promises to be with God's people in a special way when they gather together? <i>Jesus.</i></li> </ol>
<b>THE GOSPEL</b>	<p>We can become one of God's people when we believe the good news of Jesus--the gospel! Can you tell me what it is?</p> <p><i>The LORD is the one, true God. We should all obey Him. But, we all say "no" to God and we deserve God's punishment! How sad! But, oh, how kind is the LORD! He sent His Son, Jesus, to save us! Jesus lived a perfect life. Then, He offered it up as the full payment for our sins when He suffered and died on the cross. Jesus didn't stay dead. On Day Three, Jesus rose from the dead, proving He had beaten sin and death for God's people. We can become God's people, too, if we turn away from our sins and trust in Jesus as our Savior. If we do, we will get to know God in our hearts, now. And one day, we will go to live with God forever. Ask God to help you trust in Jesus. He loves to answer this prayer.</i></p>

Questions to aid discussion of the key concepts and for use in games

<b>BIBLE VERSE</b>	<p>“And let us consider how to stir up one another to love and good works, not neglecting to meet together.” Hebrews 10:24-25</p>
<b>Meaning</b>	<p>Why do God’s people go to church? To worship God and love one another. The Bible tells God’s people to not neglect meeting together! They need to keep on meeting together, week after week. At church, they learn about God from the Bible. At church, they sing songs of praise to God together. They pray to God and pray for each other. They help each other to love one another more and to love God, most of all. They do good works that take care of each other’s needs and help everyone live like Jesus. That’s why we’re at church even today!</p>
<b>Discussion Questions</b>	<p><i>choose a few</i></p> <ol style="list-style-type: none"> <li>1. What does it mean to neglect something? <i>It means to not do it as much as you should.</i></li> <li>2. What should God’s people not neglect to do? <i>To meet together, week after week.</i></li> <li>3. What do God’s people learn about when they go to church? <i>About God.</i></li> <li>4. Who do God’s people praise when they go to church? <i>God.</i></li> <li>5. Who else besides God do God’s people love when they go to church? <i>They help each other love each other more.</i></li> <li>6. How do God’s people care for each other’s needs? <i>By doing good works--loving and helping each other, however they need.</i></li> </ol>
<b>BIBLE STORY</b>	<p><b>The Case of the People Who Loved A Lot</b> Acts 2</p>
<b>Discussion Questions</b>	<p><i>choose a few</i></p> <ol style="list-style-type: none"> <li>1. Who were all the people walking to the Temple? <i>They were God’s people--the people who love Jesus.</i></li> <li>2. Where were God’s people going? <i>They were gathering together as a church.</i></li> <li>3. Where do God’s people gather today? <i>They gather together as a church.</i></li> <li>4. What did God’s people gather to do? <i>They gathered to worship God and love one another.</i></li> <li>5. How did God’s people worship God at church? <i>They learned from the Bible, God’s Word, they sang and prayed to God.</i></li> <li>6. How did God’s people love one another at church? <i>They cared for each other’s needs. They comforted them when they were sad. They were happy with them when they were happy. They prayed for each other and helped each other live for God.</i></li> <li>7. What did God’s people do when they wanted to stay in bed on the special worship day? <i>They got up out of bed and gathered together to worship God and love one another.</i></li> <li>8. What did God’s people do instead of work on God’s special worship day? <i>They gathered together at church to worship God and love one another.</i></li> <li>9. Who helped God’s people worship God and love one another? <i>God’s Holy Spirit, working in their hearts.</i></li> <li>10. Who watched God’s people gathering together? <i>Other people.</i></li> <li>11. What did the other people think as they watched God’s people? <i>They were amazed at how they loved God and loved each other. They wanted to come join God’s people at church.</i></li> <li>12. How can we become God’s people? <i>By turning away from our sins and trusting in Jesus as our Savior.</i></li> </ol>