

Hide 'n' Seek Kids

Unit 14
Curriculum:
The God
Who Delights in
Our Prayers



Session Prep (especially good for newbies!)

Pray! *NOTE: Most 2 & 3 year olds do best simply learning the Big Question & Answer, a simple version of the Bible story, and maybe the Bible Verse. Use other activities, as time and attention span allow. Your session prep need only include what you use.*



Pray for the Holy Spirit to be at work in your heart and the children's hearts.

Review



If new to the curriculum, look at the **Getting Started with Hide 'n' Seek Kids section of this book** (p.5) It will be especially helpful to read through the Hide 'n' Seek Kids section of **The Praise Factory Tour: Extended Version Book**. This is a visual way to understand what goes on in the classroom. (A pdf of the book is found in the samples section on the website.)

Look through and Learn the Lesson



Read over **lesson plan**. Practice any **songs or action rhymes** you are using. Choose/make up motions to go with these. Choose less with younger children and more with older preschoolers. **Practice the lesson with the visual aids** and using the Big Question Box/Briefcase.

Read and Rehearse the Bible Story with Pictures



Read the Bible story from the Bible. Read the curriculum version. Practice telling it with the storyboard pictures. (If you have not previously laminated the story pictures, do that now.) Or, rehearse it from the Simple Story Scenes, if you are using those.

Let There Be Music



Download the music and listen to the songs. Choose which of the songs you will use with the children. If using live musicians, make sure they have the sheet music (found in Appendix A).

Put the Props in Place



1. Prepare your Visual Aids. Put the Bible Verse, Listening Assignment, Bible Story in one side of the Bible folder. Keep out the Big Question sign.
2. Get out your storyboard. If using Simple Story Scenes, put these in your Bible Folder. Or, if using the individual storyboard figures, put all background pictures in place (they have a BG by the number). Put the rest of the storyboard pictures (these have a SB by the number) in order of use in the other side of the Bible folder.
3. Put the HSK Bible Folder as well as the Big Question sign in the Big Question Box/Briefcase and shut it. If your box/briefcase has locks and you want to use the unlocking the box as part of your session, lock it now....but make sure you have the key or know the code first.
4. Prepare the music CD or sheet music or mp3 device for use in your session.

Set Out Free Play Activities



Choose and set up free time activities you will use with the children. Choose a variety of different activities that will be enjoyed by different types of children. Rotate the activities you provide to keep them interesting and fresh to your children. (Suggestions in Appendix D, Core Curriculum books.)

Prepare Any Activities



Choose which (if any) of the unit games and crafts activities you want to use in the session. Bear in mind your time frame as well as the developmental abilities/attention span of your children as you decide what/how many to prepare. **Look over the Discussion Sheet** and choose a few questions you might use to spark discussion with the children as they do their activities (especially good for ages 3's+). Pray for God to give you opportunities to talk about these things with the children.

Let Them Take It with Them



Make copies of the craft/take home sheets, if you are not already using them as one of your activities. You may also want to make copies of the story (see take-home version of each story included in Appendix C with the other take home resources) to have for parents to use with their children at home. There's a link on each craft/take home sheet to the story, if you don't make hard copies.

Store It



After your session is over, collect the resources and store them for future use. This curriculum can be used over and over for years to come.

Unit 14 Overview of Key Concepts

UNIT 14: The God Who Delights in Our Prayers

Unit Big Question (and Answer): "How Does God Want Us to Pray?
Every Night and Day!"

Meaning:

Prayer is talking and listening to God. It's how God's people enjoy more of the special closeness they have with Him. It is a little bit like the forever happiness they will have with God when they live with Him in heaven.

God's people pray to God every night and day...and many times in between. There is so much to talk to Him about and God always wants to listen!

God's people tell God how wonderful He is. They say sorry for how they have disobeyed Him. They thank Him for all He's done for them and others. They ask Him to do great things. God's people want to stay close to God because He is the most wonderful person anyone can ever know. How happy they are that He is always there to listen and to help them! We can be God's people, too, when we turn away from our sins and trust in Jesus as our Savior.

Unit 14 Bible Verse: Philippians 4:5,6, ESV

"The Lord is at hand; do not be anxious about anything, but in everything by prayer and supplication with thanksgiving let your requests be made known to God."

Meaning:

God delights to hear our prayers! He loves to answer those who turn to Him and trust in Jesus as their Savior! He tells them that they never need to be anxious about anything. They can come to Him with all their needs and requests. He promises to answer their prayers with what is best, in the best way, and at the best time. Many times, God's people have to wait for God's answer to their prayers. Even then, God promises to give them peace in their hearts and minds, as they wait. He loves them and will take care of everything!

Unit 14 ACTS Prayer

- A** We praise You, God, for being the One, True God who delights to hear our prayers.
- C** God, we confess that like even though You love to hear our prayers, many times we do not take time to talk with You. We forget You or think we don't really need You. Please forgive us. We need a Savior!
- T** Thank You, God, for always hearing our prayers and never getting tired of listening. Thank You for caring about us so much. Thank You for answering so many prayers, every day.
- S** God, work in our hearts. Help us to turn away from disobeying You. Help us to trust in Jesus to save us from our sins. Help us to pray to You as we go through our day. Help us to know You are near and love to hear us when we talk to You. Help us to live our lives for You.
In Jesus' name we pray, Amen.

Unit 14 Story

The Case of the Man and the Big Teeth

Daniel 6

Songs Used in Unit 14 *listen to or download songs for free at <https://praisefactory.org: Hide n Seek Kids Music page>*

Big Q & A 14 Song

Big Question 14 Song: How Does God Want Us to Pray?

Unit 14 Bible Verse Song: Don't Be Anxious Philippians 4:5-6, ESV

Extra Unit 14 Bible Verse Song: The Lord Is at Hand Philippians 4:5-6, ESV

Extra Unit 14 Bible Verse Song: At Hand Philippians 4:5-6, ESV

Extra Unit 14 Bible Verse Song: When You Pray Say Father Luke 11:2-4, ESV

Unit 14 Hymn: What a Friend We Have in Jesus v.1

Hide 'n' Seek Kids ESV Songs 14 Track Numbers

This is a listing of all songs mentioned in the unit curriculum. You may or may not choose to use all of the songs. They are listed in easy-reference order--NOT in the order used in the curriculum.

You may choose to simply burn a CD/load them onto an mp3 device in this order. Or, you may want to do what we do: choose the songs we want to use and create a play list of them in that order. Then, we burn a CD/upload the play list onto an mp3 device. A teacher only has to click forward to the next song, instead of hunting for the right track. The track number have been included as part of the title of each song, so teachers will still have a reference to the track number listed in the curriculum (same as those listed below), even if you change the order on your customized play list.

SONGS USED EVERY UNIT OF THE CURRICULUM

- 1 The Classroom Song v.1
- 2 The Classroom Song v.2
- 3 The Classroom Song v.3
- 4 The Classroom Song v.4
- 5 Hide 'n' Seek Kids Theme Song
- 6 The Classroom Rules Song
- 7 Let's Pray Song
- 8 The Big Question Box Song
- 9 The Bible Chant Song
- 10 ACTS Prayer Song (Short Version)
- 11 ACTS Prayer Song (Full Version)

Why the Extra Songs?

Hide 'n' Seek Kids is a curriculum used by children of different ages. Sometimes one of the other songs is a better fit for your kids. Or, you may simply want to teach them more songs on the same Bible Truth. Use as many or as few as you want.

UNIT 14: THE GOD WHO DELIGHTS IN OUR PRAYERS

- 12 Big Q & A 14 Song
- 13 Big Question 14 Song: How Does God Want Us to Pray?
- 14 Unit 14 Bible Verse Song: Don't Be Anxious Philippians 4:5-6, ESV
- 14 T* Unit 14 Bible Verse Song: Don't Be Anxious Philippians 4:5-6, ESV
- 15 Extra Unit 14 Bible Verse Song: The Lord Is at Hand Philippians 4:5-6, ESV
- 16 Extra Unit 14 Bible Verse Song: At Hand Philippians 4:5-6, ESV
- 17 Extra Unit 14 Bible Verse Song: When You Pray Say Father Luke 11, Matthew 6, ESV
- 18 Unit 14 Hymn: What a Friend We Have in Jesus v.1
- 19 Unit 14 Praise Song: Lord, I Want to Be a Christian

*T = Tidbit Shortest version of the Bible verse song

listen to or download songs for free at <https://praisefactory.org: Hide n Seek Kids Music page>

Lesson Plan: Big Question 14


= follow the stars for a short & simple lesson plan

use with all FIVE lessons

p.1
1. GETTING STARTED *NOTE: Most 2 & 3 year olds do best simply learning the Big Question & Answer, a simple version of the Bible story, and maybe the Bible Verse. Use other activities, as time and attention span allow.*

Intake Activity Ideas	Choose one of these open-ended activities to include children as they join the class:
Free Play Time <i>suggestions in Appendix D</i>	(usually best for 2 year olds) Offer your own or some of the easy-to-make, free play activities suggested in Appendix D.
OR Sing-along Music Time <i>lyrics and sheet music, Appendix A</i> <i>listen to or download songs for free at https://praisefactory.org: Hide n Seek Kids Music page</i>	Music from Hide 'n' Seek Kids (HSK) ESV Songs 14: Big Q & A 14 Song <i>HSK ESV Songs 14, track 12</i> Big Question 14 Song <i>HSK ESV Songs 14, track 13</i> Unit 14 Bible Verse Song: Don't Be Anxious Philippians 4:5-6, ESV <i>HSK ESV Songs 14, tracks 14, 14T</i> Extra Unit 14 Bible Verse Song: The Lord Is at Hand Philippians 4:5-6, ESV <i>HSK ESV Songs 14, track 15</i> Extra Unit 14 Bible Verse Song: At Hand Philippians 4:5-6, ESV <i>HSK ESV Songs 14, track 16</i> Extra Unit 14 Bible Verse Song: When You Pray Say Father Luke 11:2-4, ESV <i>HSK ESV Songs 14, track 17</i> Unit 14 Hymn: What a Friend We Have in Jesus v.1 <i>HSK ESV Songs 14, track 18</i> Unit 14 Praise Song: Lord, I Want to Be a Christian <i>HSK ESV Songs 14, track 19</i> <i>Add more fun to Sing-along Music Time by adding a Music, Movement & Memory Activity. These activities are listed on p. 8 of this lesson plan with the Response Activities. Instructions found in Appendix B.</i>
OR Bible Verse Memory Game <i>instructions found in Appendix B</i>	Lesson 1 Game: Bean Bag Catch Lesson 2 Game: Slap, Clap and Stack Lesson 3 Game: Freeze 'n' Say Lesson 4 Game: Fill'er Up Lesson 5 Game: Loud and Soft, Big and Little <i>These activities are also included on p.8 of this lesson plan with the Response Activities.</i>
2. OPENING CIRCLE TIME <i>(introduce the Bible Truth and tell the related Bible story)</i>	
Gathering the Children <i>lyrics and sheet music, Appendix A</i>	Sing verse 1 of The Classroom Song to gather the children for Circle Time. The Classroom Song, verse 1 <i>HSK ESV Songs 14, track 1</i> Let's gather together to worship God, Let's gather together to worship God, Let's gather together to worship God, Come gather here with me!
Welcome to Hide 'n' Seek Kids!	"Welcome to Hide 'n' Seek Kids! We're so glad you've joined us! We're here to seek God and learn His Word and hide it in our heart so that it will always be with us. And we're here to HIDE His Word, the Bible, in our hearts. We ask big questions about God and dig deep down in the truths of God's Word to find them."

Lesson Plan: Big Question 14

use with all FIVE lessons

p.2

2. OPENING CIRCLE TIME, continued

★ = short & simple lesson plan

Hide 'n' Seek Kids Theme Song	<p>"Let's sing our Hide 'n' Seek Kids theme song."</p> <p>★ Hide 'n' Seek Kids Theme Song <i>HSK ESV Songs 14, track 5</i></p> <p><i>lyrics and sheet music, Appendix A</i></p> <p>Come along, we're gonna hide 'n' seek! Hide God's Word in our heart and Him, we'll seek, God loves to show us the truths of His Word, That we might know Him and live out what we've learned.</p>
Classroom Rules Song	<p>There are two very important things that Hide 'n' Seek Kids do together: we worship God and we love one another. Our Classroom Rules Song reminds us how we should act. Let's sing it."</p> <p>Classroom Rules Song <i>HSK ESV Songs 14, track 6</i></p> <p><i>lyrics and sheet music, Appendix A</i></p> <p>Shh, be quiet while someone is talking, Raise your hand, if you have something to say, Don't touch your friend, sitting beside you, Obey your teachers, Be kind as you play. These are our classroom rules, These are our classroom rules, They help us worship God and love one another, These are our classroom rules.</p>
Opening Prayer Time	<p>"Children, we need God's help to keep these rules. Let's ask Him to help us right now. Let's get ready and pray."</p> <p>Let's Pray <i>HSK ESV Songs 14, track 7</i></p> <p><i>lyrics and sheet music, Appendix A</i></p> <p>1-2-3! Fold your hands, Bow your head, Close your eyes. Let's pray! (<i>repeat</i>)</p> <p>"Let's pray:"</p> <p>★ Opening Prayer</p> <p>Dear Lord, We're so glad to get to gather together to worship You! Please help us keep the classroom rules. Please help us to love You and learn about You today. In Jesus' name we pray. Amen.</p>

Lesson Plan: Big Question 14

use with all FIVE lessons

p.3

2. OPENING CIRCLE TIME, continued

★ = short & simple lesson plan

Reveal the Big Question

Introduce the Big Question Box/Briefcase

lyrics and sheet music,
Appendix A

"It's time to get down to business, Hide 'n' Seek kids! Let's see what our Big Question for today is. It's right inside our Big Question Box/ Briefcase."

The Big Question Box Song

HSK ESV Songs 14, track 8

We've got a big box,
All closed up and locked,
Filled with the truths of God's Word.

We've got a brief case,
There's no time to waste,
Come on, kids, let's open it up!

The Big Question under Investigation

VISUAL take out

AID



of BQB

Big Question &
Answer Sign, front side

*found in the HSK Vol. 4
Visual Aids, ESV Book

Ok, who would like to open it up for me and pull out the Big Question?"

Choose a child to open the box/briefcase, take out the Big Question and hand it to you. Then hold up the Big Question sign for all the children to see, and say:

★ How Does God Want Us to Pray?

and the Answer is:

Every Night and Day!

Big Question Meaning

★ Prayer is talking and listening to God. It's how God's people enjoy more of the special closeness they have with Him. It is a little bit like the forever happiness they will have with God when they live with Him in heaven.

God's people pray to God every night and day...and many times in between. There is so much to talk to Him about and God always wants to listen!

God's people tell God how wonderful He is. They say sorry for how they have disobeyed Him. They thank Him for all He's done for them and others. They ask Him to do great things. God's people want to stay close to God because He is the most wonderful person anyone can ever know. How happy they are that He is always there to listen and to help them! We can be God's people, too, when we turn away from our sins and trust in Jesus as our Savior.

Big Question Songs

"Let's sing our Big Question Song:

Big Q & A 14 Song

lyrics and sheet music,
Appendix A

★ Big Q & A 14 Song

HSK ESV Songs 14, track 12

(adapted version of "Old MacDonald Had a Farm")

How does God want us to pray?
Ev'ry night and day!
How does God want us to pray?
Ev'ry night and day!
Ev'ry night, ev'ry day,
Ev'ry night, ev'ry day,
Ev'ry night and day!
How does God want us to pray?

★ = short & simple lesson plan

Lesson Plan: Big Question 14

use with all FIVE lessons

p.5

2. OPENING CIRCLE TIME, continued

★ = short & simple lesson plan

Learning the Bible Verse

The Bible Chant Song

lyrics and sheet music,
Appendix A

★ "And how do I know this is true? God tells me so in His special book, the Bible."

Say or sing the Bible Chant Song.

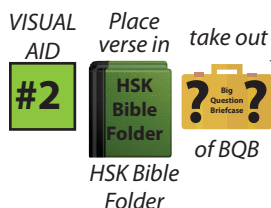
The Bible Chant Song

HSK ESV Songs 14, track 9

The Bible, the Bible,
Let's get out the Bible.
Let's hear what God has to say.
The Bible, the Bible,
God's given us the Bible.
It's His Word for us to learn and obey! Yay!

The Bible Verse in the HSK Bible Folder

HSK 14 Bible Verse-front side
(in the HSK Bible folder)



*found in the HSK Vol. 4
Visual Aids, ESV Book

"Who would like to get our Bible folder out of the Big Question Briefcase for me?"

Choose a child to open the briefcase, take out the "Bible" folder and hand it to you. Remove the Bible Verse Picture from the "Bible" folder and hold it up for all the children to see, then say:

★ Philippians 4:5-6, ESV

"The Lord is at hand; do not be anxious about anything, but in everything by prayer and supplication with thanksgiving let your requests be made known to God."

Bible Verse Meaning

HSK 14 Bible Verse-back side

★ What does that mean?

God delights to hear our prayers! He loves to answer those who turn to Him and trust in Jesus as their Savior! He tells them that they never need to be anxious about anything. They can come to Him with all their needs and requests. He promises to answer their prayers with what is best, in the best way, and at the best time. Many times, God's people have to wait for God's answer to their prayers. Even then, God promises to give them peace in their hearts and minds, as they wait. He loves them and will take care of everything!

Bible Verse Song

lyrics and sheet music,
Appendix A

"We've said our Bible verse, now let's sing it!"

Don't Be Anxious: Philippians 4:5-6

HSK ESV Songs 14, tracks 14, 14T

Don't be anxious 'bout anything,
But in everything,
But in everything,
Don't be anxious 'bout anything,
But in everything,
But in everything,
Let your requests be known to God.

You might also enjoy:

The Lord Is at Hand:
Philippians 4:5-6, ESV
HSK ESV Songs 14, track 15

At Hand: Philippians 4:5-6, ESV
HSK ESV Songs 14, track 16

When You Pray Say Father: Luke
11:2-4, ESV
HSK ESV Songs 2, track 17

Let your requests be known to God,
Let your requests be known to God,
Let your requests be known to God,
Let your requests be known to God.

lyrics and sheet music,
Appendix A





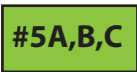


Lesson Plan: Big Question 14

use with all FIVE lessons

p.8

2. OPENING CIRCLE TIME, continued

★ = short & simple lesson plan

Getting into the Case	"Now it's time to do a bit more deep down investigating. Let's see what Detective Dan wants us to help him figure out. Would someone like to get it out for me?"
Listening Assignments Place in  take out  of BQB	<p>NOTE: Listening assignments are most suitable for ages 3+. Skip straight to the Bible story (see bottom of this page), if working with 2 year olds.</p> <p>"Let's open up our listening assignment and see what we are supposed to figure out today.</p> <p>Choose a child to take out the Listening Assignment (from the HSK Bible Folder) and hand it to you. Read Detective Dan's letter to the children that includes the listening assignment. The listening assignments are summarized below:</p>
VISUAL AID  HSK Vol. 4 Visual Aids, ESV	<p>Detective Dan's Lesson #1 Listening Assignment:</p> <p>I need to find out:</p> <ol style="list-style-type: none"> 1. Who had big teeth and who was the man who was with them? 2. Who did the man ask for help and did He help him?
VISUAL AID  HSK Vol. 4 Visual Aids, ESV	<p>Detective Dan's Lesson #2 Listening Assignment:</p> <p>Our Bible verse is Philippians 4:5,6: "The Lord is at hand; do not be anxious about anything, but in everything by prayer and supplication with thanksgiving let your requests be made known to God."</p> <p>As you listen to the story, see if you can figure out:</p> <ol style="list-style-type: none"> 1. To be anxious is to be worried and afraid. Who could have been very anxious in our story? 2. What did he do instead of being anxious? What did the LORD do for him?
VISUAL AID  *Listening Assignment #3 includes the Assignment Sheet, plus 4 clue pictures* HSK Vol. 4 Visual Aids, ESV	<p>Detective Dan's Lesson #3 Listening Assignment:</p> <p>I found four clues, but one of them is NOT in the story. They are: A king, a lion, a pizza and an angel. Hold up each of the four pictures for the children to see as you identify them. Better yet, put them up on your flannelgraph board, off to one side.</p> <p>I need to know:</p> <ol style="list-style-type: none"> 1. Which of these things was not in our story today? 2. How were the other three things important in our story?
VISUAL AID  HSK Vol. 4 Visual Aids, ESV	<p>Detective Dan's Lesson #4 Listening Assignment:</p> <p>As you listen to the story, see if you can figure out:</p> <ol style="list-style-type: none"> 1. Who loved to pray to the LORD every night and day? 2. What did he praise the LORD for being?
VISUAL AID  HSK Vol. 4 Visual Aids, ESV	<p>Detective Dan's Lesson #5 Listening Assignment:</p> <p>As you listen to the story, see if you can figure out:</p> <ol style="list-style-type: none"> 1. Who needed rescuing from big teeth? Who rescued him? 2. All people need to be rescued from their sins. Who can rescue us?
<p>Tell the Bible Story Place story & pics in  take out  of BQB</p> <p>HSK Vol. 4 Visual Aids, ESV Bible Story included in this book, immediately after the Lesson Plan and with the Visual Aids</p>	<p>★ Then say, "Ok, Hide 'n' Seekers! Put on your best listening ears and see if you can find the answers to Detective Dan's questions. When I finish telling the story, we'll see what we come up with."</p> <p>★ Bible Story: The Case of the Man with the Big Teeth Daniel 6</p> <p>Read the Bible Truth story, putting up the storyboard pictures/Story Scenes as you tell it. Then, have the children answer the listening assignment. Present the the gospel and lead in prayer.</p> <p>*Answers to questions, the gospel and ACTS prayer are included with the story text.*</p>

Lesson Plan: Big Question 14

use with all FIVE lessons

p.7

2. OPENING CIRCLE TIME, continued

★ = short & simple lesson plan

Story Response Song(s)	As attention span and time allow, you might want to end with one of the following songs which also tie in with the unit. If desired, use the Music and Movement activity ideas while singing, listed with the Response Activities.	
Hymn <i>lyrics and sheet music, Appendix A</i>	What a Friend We Have in Jesus Verse 1 What a friend we have in Jesus, All our sins and griefs to bear! What a privilege to carry, Ev'rything to God in prayer!	Verse 2 Have we trials and temptations? Is there trouble anywhere? We should never be discouraged, Take it to the Lord in prayer!
	Tie-in: "How does God want us to pray? Every night and day! Why does God want us to pray to Him every night and day? This song tell us some reasons. We pray to Him because when we trust in Jesus as our Savior, Jesus is our great loving and powerful friend--like no other friend we will ever have! He will forgive our sins. He will comfort us when we are sad. When we are tempted to disobey God, we can ask Him to help us...and He will! In trials and troubles and griefs (those are just big words for bad and sad things) God is always there to help us. What a great friend Jesus is to those who trust in Him!"	
Praise Song <i>lyrics and sheet music, Appendix A</i>	Praise Song: Lord, I Want to Be a Christian Verse 1 Lord, I want to be a Christian in my heart, in my heart, Lord, I want to be a Christian in my heart. In my heart, in my heart, Lord, I want to be a Christian in my heart	Verse 3 Lord, I want to be more holy in my heart, in my heart, Lord, I want to be more holy in my heart. In my heart, in my heart, Lord, I want to be more holy in my heart.
	Verse 2 Lord, I want to be more loving in my heart, in my heart, Lord, I want to be more loving in my heart. In my heart, in my heart, Lord, I want to be more loving in my heart.	Tie-in: "How does God want us to pray? Every night and day! The Lord wants us to pray to Him and ask Him to help us to obey Him and love Him. That's what Christians--God's people--do! Let's sing a prayer asking God to help us right now!"
3. TAKING ACTION: Response Activities (choose from among these activities)		
Transition to Activities	★ Well, Hide 'n' Seek Kids, you've done a great job diggin' deep down for answers in the truths of God's Word. Now it's time to enjoy some activities." ★ Tell children what activity/s you are providing for them: either free play or some of the response activities listed below. When you are ready to dismiss them, use this song to help the children transition in an orderly fashion to their next activity.	
Classroom Song, verse 2 <i>lyrics and sheet music, Appendix A</i>	"Children, let's sing our Time to Play Song. When we are finished you may get up and walk over to our next activity." Classroom Song, verse 2 We've gathered together to worship God, We've gathered together to worship God, And now it's time to play. Dismiss the children to whatever activities you have prepared for them to do.	HSK ESV Songs 14, track 2

Lesson Plan: Big Question 14

use with all FIVE lessons

p.8

3. TAKING ACTION: Response Activities (choose from among these activities)

★ = short & simple lesson plan

Response Activities	Choose one or more activities appropriate for your children, based on classroom time and developmental needs. Add the Discussion Sheet to any activity for deeper learning. ★
Bible Verse Memory Game <i>game directions, Appendix B</i>	<p>Though listed with the opening activities, you may choose to use this Bible verse game here instead (or as a repeat).</p> <ul style="list-style-type: none"> Lesson 1 Game: Bean Bag Catch Lesson 2 Game: Slap, Clap and Stack Lesson 3 Game: Freeze 'n' Say Lesson 4 Game: Fill 'er Up Lesson 5 Game: Loud and Soft, Big and Little <p>Use the Discussion Sheet with these activities for even deeper learning ★</p> <p>Unit Discussion Questions for Activities Discussion Questions</p>
Music, Movement & Memory Activity <i>game directions, Appendix B</i>	<p>A music activity that uses the songs from the Bible Truth and Big Question unit.</p> <ul style="list-style-type: none"> HSK Songs for Unit, plus: Lesson 2 Activity: Thumping Drums Lesson 3 Activity: Say, Spring Up and Shout Lesson 4 Activity: Freeze Frame Lesson 5 Activity: Egg Shakers Lesson 1 Activity: Jingle Bell Hands <p>Use the Discussion Sheet with these activities for even deeper learning ★</p> <p>Unit Discussion Questions for Activities Discussion Questions</p>
Bible Story Review Game <i>game directions, Appendix B</i>	<p>A game that uses the storyboard pictures from the story to review the story.</p> <ul style="list-style-type: none"> Lesson 1 Game: Hide 'n' Seek Kids Clue Hunt Lesson 2 Game: Who's Inside? Lesson 3 Game: Look Who's Coning Down the Tracks Lesson 4 Game: Going Fishing Lesson 5 Game: Pony Express <p>Use the Discussion Sheet with these activities for even deeper learning ★</p> <p>Unit Discussion Questions for Activities Discussion Questions</p>
Coloring Pages/ Take Home Sheets <i>in Appendix C</i>	<p>A coloring page related to the lesson assignment questions is provided for each lesson. On the back of each are the key concepts, a few questions and a song for parents to use with their children. (If desired, include a copy of the Bible story with the Take Home Sheet.)</p> <p>NOTE: Upgrade your coloring sheet to a more interesting craft by offering simple embellishments, such as jiggly eyes, craft sand, glitter, glitter glue, colored paper dots (made with a hole punch), fabric scraps, etc. Make cut-to-size glued-on clothes, hair, etc for characters by using a copy of the coloring sheet, cutting out the selected portions and making them the patterns for whatever you want to cut out of fabric, paper, foil, etc.</p> <p>★</p> <ul style="list-style-type: none"> Lesson 1 Coloring Sheet Emphasis: Bible Truth Lesson 2 Coloring Sheet Emphasis: Bible Verse Lesson 3 Coloring Sheet Emphasis: Bible Truth Lesson 4 Coloring Sheet Emphasis: ACTS Prayer Lesson 5 Coloring Sheet Emphasis: The Gospel <p>Use the Discussion Sheet with these activities for even deeper learning ★</p> <p>Unit Discussion Questions for Activities Discussion Questions</p>
Extra Crafts: Big Question Craft <i>in Appendix C</i>	<p>These crafts are slightly more complex than the coloring sheets:</p> <p>The Big Question Craft is a color, glue and stick craft of the Big Question and Answer.</p> <p>Use the Discussion Sheet with these activities for even deeper learning ★</p> <p>Unit Discussion Questions for Activities Discussion Questions</p>
Bible Verse Craft <i>in Appendix C</i>	<p>The Bible Verse Craft is a craft that gives the Bible verse and explains it, also involving gluing and sticking and a few other, simple craft supplies.</p> <p>Discussion Questions</p>
Bible Story Puzzle <i>in Appendix C</i>	<p>The Storyboard Picture Placement Page has been made into a puzzle that can be cut out and re-assembled by the children. This provides a nice summary of the story.</p>
Free Play Activities <i>ideas in Appendix D</i>	<p>★ Offer your own or some of the easy-to-make, free play activities suggested in Appendix D.</p>

Lesson Plan: Big Question 14

use with all FIVE lessons

p.9

4. CLOSING CIRCLE TIME *(End-of-session activities for the last 5-10 minutes of class time)*

★ = short & simple lesson plan

<p>Transition to Closing Circle</p> <p>Classroom Song, verse 3</p> <p><i>lyrics and sheet music, Appendix A</i></p>	<p><i>Use this song to help the children transition in an orderly fashion. Sing the song, then ask the children to gather with you for Closing Circle Time.</i></p> <p>Classroom Song, verse 3 <i>HSK ESV Songs 14, track 3</i></p> <p>It's time to get ready to go and tell, It's time to get ready to go and tell, Come gather here with me.</p>
<p>Closing Circle Time</p> <p>Classroom Song, verse 4</p> <p><i>lyrics and sheet music, Appendix A</i></p>	<p><i>When children are settled in the circle, say:</i></p> <p>"It is almost time for your parents to come pick you up. And do you know what that means? It means.... (draw this out to build anticipation and excitement)...that it's almost time to go home and....it's almost time to...Go and Tell! We have learned some big news about God today. God wants us to take and tell it to the whole world!"</p> <p>Classroom Song, verse 4 <i>HSK ESV Songs 14, track 4</i></p> <p>So what's our big news to go and tell, So what's our big news to go and tell, Can you tell me now?</p>
<p>Big News to Tell</p> <p>Big Question 14</p> <p><i>VISUAL AID</i></p> <div data-bbox="253 1016 321 1087" style="border: 1px solid black; background-color: #90EE90; padding: 5px; display: inline-block;">#1</div> <p><i>*found in the HSK Vol. 4 Visual Aids, ESV Book</i></p> <p><i>lyrics and sheet music, Appendix A</i></p>	<p>"Let's see....there's so much big news to tell! There's so much we've learned!</p> <p>Can you tell me the answer to our Big Question: "How Does God Want Us to Pray?" <i>(Show them the Big Question and Answer picture.)</i></p> <p>Say the answer with me:</p> <p>"Every Night and Day!"</p> <p><i>(If desired, you can sing the Big Q & A Song.)</i> <i>HSK ESV Songs 14, track 12</i></p>
<p>Big Question 14 Bible Verse</p> <p><i>VISUAL AID</i></p> <div data-bbox="253 1499 321 1570" style="border: 1px solid black; background-color: #90EE90; padding: 5px; display: inline-block;">#2</div> <p><i>*found in the HSK Vol. 4 Visual Aids, ESV Book</i></p> <p><i>lyrics and sheet music, Appendix A</i></p>	<p>"And how do I know this is true? Can you tell me?</p> <p>Say it with me: "The Bible tells me so!"</p> <p>That's right!</p> <p>We learned: Philippians 4:5,6, ESV:</p> <p>"The Lord is at hand; do not be anxious about anything, but in everything by prayer and supplication with thanksgiving let your requests be made known to God."</p> <p><i>(Show them the Bible Verse picture.)</i></p> <p>The Bible tells us that we never need to worry. God wants us to come to Him and ask Him for everything we need. He loves to answer our prayers. He gives us so much to thank Him for! He wants us to pray every night and day...and every time in between. He loves to hear us talk to Him!"</p> <p><i>(If desired, you can sing the Bible verse song.)</i> <i>HSK ESV Songs 14, tracks 14,14T</i></p>

Lesson Plan: Big Question 14

use with all FIVE lessons

p.10

4. CLOSING CIRCLE TIME, continued

★ = short & simple lesson plan

<p>Closing ACTS Prayer Time</p> <p>ACTS Prayer Chant</p> <p><i>lyrics and sheet music, Appendix A</i></p>	<p><i>Let's ask God to help us to remember this and even tell others this good news. Let's get ready and pray our ACTS prayer.</i></p> <p><i>And what does ACTS mean? Let's sing/say our ACTS Prayer Chant!</i></p> <p>ACTS Prayer Chant Song <i>HSK ESV Songs 14, tracks 10,11</i></p> <p>A, Adoration: God, we praise You! C, Confession: Forgive us our sins. That's the ACTS prayer, my friend, T, Thanksgiving: Thank You for Jesus, Bow head, Close your eyes, Shhh, S, Supplication: Help us to live like Him. Let's begin!</p>
<p>Closing ACTS Prayer</p>	<p>"Let's pray!"</p> <p><i>Lead the children in the ACTS prayer for this unit.</i></p> <p>A We praise You, God, for being the One, True God who delights to hear our prayers.</p> <p>C God, we confess that like even though You love to hear our prayers, many times we do not take time to talk with You. We forget You or think we don't really need You. Please forgive us.</p> <p>T Thank You, God, for always hearing our prayers and never getting tired of listening. Thank You for caring about us so much. Thank You for answering so many prayers, every day.</p> <p>S God, work in our hearts. Help us to turn away from disobeying You. Help us to trust in Jesus to save us from our sins. Help us to pray to You as we go through our day. Help us to know You are near and love to hear us when we talk to You. Help us to live our lives for You.</p> <p>In Jesus' name we pray, Amen.</p>

5. TAKING IT HOME (Take Home Sheet)

<p>Clean up and Dismissal</p>	<p>★ "Now it's time to work together and clean up." <i>Have the children join you in cleaning up the room.</i></p>
<p>Coloring Pages/ Take Home Sheets</p> <p><i>in Appendix C</i></p>	<p>★ <i>Give out the craft/take home sheet and any other papers from the session, as you dismiss children from class.</i></p> <p><i>(Reminder: The back side of the coloring page is the take home sheet for each lesson.)</i></p>
<p>Bible Story to Take-Home</p> <p><i>in Appendix C</i></p>	<p>You may also want to include a copy of the story along with the take home sheet. (However, each coloring sheet/take home sheet includes a note to parents telling them where they can download the story from the Parent Resources section on the website.)</p>

Big Question 14 Bible Story

use with all FIVE lessons

Place
story in

take out

p.l

The Case of the Man with the Big Teeth

Daniel 6



of BQB

Story-telling Tips

Ahead of time:

1. Read the Bible verses and story. Pray!
2. Choose story action cues and/or prepare storyboard pictures, if using. (Included in Visual Aids book)
3. Practice telling story with the pictures, timing your presentation. Shorten, if necessary to fit your allotted time.

During your presentation:

1. Maintain as much eye contact as possible as you tell the story.
2. Put up storyboard figures/add story action cues as you tell the story. Allow the children to help you put them on the board, if desired.
3. Include the children in your story with a few questions about what they think will happen or words/concepts that might be new to them.
4. Watch the kids for signs that their attention span has been reached. Shorten, if necessary.

INTRODUCTION/ LISTENING ASSIGNMENTS

“Our story is called: The Case of the Man with the Big Teeth. Here is your listening assignment...”

Read from Detective Dan’s Listening Assignment signs, but questions are summarized below:

Detective Dan’s Lesson #1 Listening Assignment:

I need to find out:

1. Who had big teeth and who was the man who was with them?
2. Who did the man ask for help and did He help him?

Detective Dan’s Lesson #2 Listening Assignment:

Our Bible verse is Philippians 4:5,6: “The Lord is at hand; do not be anxious about anything, but in everything by prayer and supplication with thanksgiving let your requests be made known to God.”

As you listen to the story, see if you can figure out:

1. To be anxious is to be worried and afraid. Who could have been very anxious in our story?
2. What did he do instead of being anxious? What did the LORD do for him?

Detective Dan’s Lesson #3 Listening Assignment:

I found four clues, but one of them is NOT in the story.

They are: A king, a lion, a pizza and an angel.

Hold up each of the four pictures for the children to see as you identify them. Better yet, put them up on your flannelgraph board, off to one side.

I need to know:

1. Which of these things was not in our story today?
2. How were the other three things important in our story?

Detective Dan’s Lesson #4 Listening Assignment:

As you listen to the story, see if you can figure out:

1. Who loved to pray to the LORD every night and day?
2. What did he praise the LORD for being?

Detective Dan’s Lesson #5 Listening Assignment:

As you listen to the story, see if you can figure out:

1. Who needed rescuing from big teeth? Who rescued him?
2. All people need to be rescued from their sins. Who can rescue us?

Read the questions, THEN SAY,

“Ok, Hide ‘n’ Seekers! Put on your best listening ears and see if you can hear the answers to Detective Dan’s questions. When I finish telling the story, we will see if we can answer all the questions.”

Big Question 14 Bible Story

use with all FIVE lessons

p.2

"The Case of the Man with the Big Teeth" Daniel 6

Story with lines separating paragraphs (text in bold, optional interaction cues in italics)

Daniel loved the LORD. He loved to live for Him and talk to Him. Daniel would go to the Temple in Jerusalem and pray to the LORD.

What did he pray? He prayed things like this:

"Oh, LORD, You are the one, true God, I praise You!" *Can you stretch your hands up to praise God?*

"Oh, LORD, You are so good to Your people! I thank You!" *Can you clap your hands to thank God?*

"Oh, LORD, you are God, help me live for you!" *Can you put your hands together to ask God for help?*

Yes, Daniel was a man who loved the LORD. He was a man who prayed every night and day.

But one day, enemies came and broke down Jerusalem and its beautiful Temple. They took Daniel and many other people to their country-- a land called Babylon. They made them work hard for them.

Now, the people in Babylon didn't worship the LORD. They worshipped other gods. Why, some even worshipped the king! What would Daniel do? He was far from his home in Jerusalem where people prayed to the LORD and worshipped Him. Would he stop worshipping the LORD? Would he worship the gods of Babylon or even the king of Babylon, instead of the LORD?

No, Daniel would not! He would work hard for the king, but he would keep on loving the LORD. He would live for Him, and he would pray to Him, every night and day, even in Babylon.

Daniel was given a job working for the king, himself. Daniel worked so hard for the king that he became the king's best worker. The king liked Daniel most of all, and this made the king's other workers mad! They were so jealous of Daniel that they planned a tricky trick to get rid of him.

Show me your mad faces! That's how those other workers felt about Daniel.

"Daniel is a good worker and the king knows it. We can't get him in trouble for that," the workers said to each other. "But, ah ha! Daniel prays every night and day to the LORD, that God of his. Let's get him in trouble for that!" they planned.

And that's just what they did! They tricked the king into making a bad rule that said everyone was to worship only the king as god. Whoever worshipped anyone other than the king, would be thrown to hungry lions to be eaten up! Yikes!

Can you roar like a hungry lion?

The workers watched and waited to see what Daniel would do. Would he keep praying to the LORD? Would they catch him with their tricky trick? Or, would he start to worship the king?

What do you think Daniel did? Would the bad rule and those hungry lions stop him from praying to the LORD?

Daniel would NOT worship the king! The king was just a man--he was not God! Daniel would keep on loving the LORD, and living for the LORD, and praying to the LORD... every night and day!

Big Question 14 Bible Story

use with all FIVE lessons

p.3

Story with lines separating paragraphs (text in bold, optional interaction cues in italics)

The workers watched as Daniel went to his window to pray the LORD. The bad rule and the hungry lions hadn't stopped Daniel from praying! This was their chance to get rid of him! They were happy!

They went to Daniel's room and snatched him away. "Off to the hungry lions with you!" they told Daniel. "Now we will be rid of Daniel, once and for all!" they said to each other.

Daniel was thrown into a big, dark hole, full of snarling lions with hungry, grumbly tummies.

"Roar! Roar! Grumble! Grumble! We need something good to eat!" the lions were thinking in their big, dark hole. "Let's gobble up this man! Yum, yum, yummy in our tummies!"

Can you roar like a hungry, hungry lion?

What would happen to Daniel? Would those lions eat him up? It seemed like they would; but, Daniel kept on doing what he always did. He went on loving the LORD and living for Him.

So, right there in the middle of those snarly lions...with their hungry, grumbly tummies... and their wide-open mouths...with big, sharp teeth, Daniel prayed. He knew the LORD was the one, true God. He could take care of him, even there.

And what did Daniel pray? He prayed things like this:

"Oh, LORD, You are the one, true God, I praise You!" *Can you stretch your hands up to praise God?*

"Oh, LORD, You are so good to Your people! I thank You!" *Can you clap your hands to thank God?*

"Oh, LORD, you are God, help me live for you!" *Can you put your hands together to ask God for help?*

Daniel knew the LORD could help him, even when no one else could! And so, he kept on praying!

The next morning, the king went to the hole. He hoped Daniel wasn't dead. He opened the top of the hole to check on him, and what did he find? Was Daniel alive? Had the LORD, his God helped him?

What do you think the king saw? Did God answer Daniel's prayers? Did He help Daniel?

Yes, God had helped Daniel! Hurray! Hurray! Daniel was alive!

Let's cheer really loud! Yay!

God had answered Daniel's prayers. He had sent an angel to shut the mouths of those snarly lions with hungry, grumbly tummies. Daniel would not be their breakfast, lunch, or dinner! No, he would NOT!

The king was so happy! He had men lift Daniel out of that pit, and together, Daniel and the king praised the LORD.

Then the king got rid of all those bad workers. He got rid of his bad rule, too. He made a new one instead: "Everyone, worship the LORD, not me!" the king proclaimed. "For who is God like Him! He rescued Daniel from the mouths of hungry lions! He alone should be worshipped! He is the one, true God!"

Big Question 14 Bible Story	use with all FIVE lessons p.4
<p>Cracking the Case (story wrap-up for Listening Assignments)</p> <p>It's time to see how we did with our Listening Assignment.</p> <p>Detective Dan's Lesson #1 Listening Assignment:</p> <p>1. Who had big teeth and who was the man who was with them? Lions. Daniel.</p> <p>2. Who did the man ask for help and did He help him? The LORD. Daniel asked the LORD for help and answered Daniel's prayers. He even sent an angel to close the lions' mouths.</p> <p>For You and Me:</p> <p>Daniel knew the LORD was the one, true God. He knew the LORD could always help him. Nothing was too hard for Him! The LORD is still the one, true God. He still always hears and helps His people. We can be His people, too, when we turn from our sins and trust in Jesus as our Savior.</p> <p>Detective Dan's Lesson #2 Listening Assignment:</p> <p>Our Bible verse is Philippians 4:5,6: "The Lord is at hand; do not be anxious about anything, but in everything by prayer and supplication with thanksgiving let your requests be made known to God."</p> <p>As you listen to the story, see if you can figure out:</p> <p>1. To be anxious is to be worried and afraid. Who could have been very anxious in our story? Daniel.</p> <p>2. What did he do instead of being anxious? What did the LORD do for him? Daniel prayed to the LORD. He praised the LORD and thanked Him and asked Him to help him. God answered Daniel's prayers. He saved Daniel. He even sent an angel to close the lions' mouths. Nothing is too hard for the LORD!</p> <p>For You and Me:</p> <p>Just like Daniel, we can pray to the LORD about everything. He is the one, true God. There is no other God, but Him! The LORD helped Daniel to keep on praying to Him, no matter what! He can help us to keep on praying to Him, too. He loves to help us. Just ask Him!</p>	<p>Detective Dan's Lesson #3 Listening Assignment:</p> <p>I found four clues, but one of them is NOT in the story. They are: a king, a lion, a pizza and an angel.</p> <p>I need to know:</p> <p>1. Which of these things was not in our story today? A pizza.</p> <p>2. How were the other three things important in our story? The king listened to his bad helpers and made a law saying no one should pray to anyone but the king. If they broke the law, they would be thrown to the lions. Daniel refused to obey the bad law. He kept on praying to the LORD and was thrown to the lions. But Daniel prayed to the LORD and He sent an angel to shut the lions' mouths and rescued Daniel.</p> <p>For You and Me:</p> <p>We might not need to be rescued from the big teeth of big, hungry lions, but we still need the LORD's help each day. He wants us to pray to Him, every night and day. He wants us to keep on talking to Him and asking Him for His help. He loves to hear our prayers!</p> <p>Detective Dan's Lesson #4 Listening Assignment:</p> <p>1. Who loved to pray to the LORD every night and day? Daniel.</p> <p>2. What did he praise the LORD for being? The one, true God.</p> <p>For You and Me:</p> <p>Daniel loved to pray to the LORD. There was no one Daniel loved more and wanted to serve more than Him. And how the LORD loved Daniel, too! The LORD loves to hear our prayers, too. He wants us to love Him and serve Him, too. He wants to love us and even save us through Jesus. He wants us to turn away from our sins and trust in Jesus as our Savior.</p> <p>Detective Dan's Lesson #5 Listening Assignment:</p> <p>1. Who needed rescuing from big teeth? Who rescued him? Daniel. The LORD did.</p> <p>2. What do all people need rescuing from? Who can rescue us? We all need to be rescued from sin and death. The LORD can rescue us through Jesus, when we turn from our sins and trust in Jesus as our Savior.</p> <p>For You and Me:</p> <p>We can know the LORD and live for Him, like Daniel did. We can become His dearly loved people, too. How? By turning away from our sins and trusting in Jesus as our Savior!</p>

Big Question 14 Bible Story

use with all FIVE lessons

p.5

The Gospel (story wrap-up if NOT using Listening Assignments)

Our Bible Truth is:

How Does God Want Us to Pray?

Every Night and Day!

Daniel was a man who loved God and prayed to Him every night and day... and God heard him and answered him!

God wants us to love Him and pray to Him, too. We can pray to God about everything, but there is something He especially wants us to pray about. He wants us to turn away from our sins and trust in Jesus as our Savior. This is how we can become God's people!

Close in prayer.

Closing Unit 14 ACTS Prayer

A=Adoration C=Confession T=Thanksgiving S=Supplication

- A** We praise You, God, for being the One, True God who delights to hear our prayers.
- C** God, we confess that like even though You love to hear our prayers, many times we do not take time to talk with You. We forget You or think we don't really need You. Please forgive us.
- T** Thank You, God, for always hearing our prayers and never getting tired of listening. Thank You for caring about us so much. Thank You for answering so many prayers, every day.
- S** God, work in our hearts. Help us to turn away from disobeying You. Help us to trust in Jesus to save us from our sins. Help us to pray to You as we go through our day. Help us to know You are near and love to hear us when we talk to You. Help us to live our lives for You.

In Jesus' name we pray, Amen.

***Return to page 7 of the Lesson Plan
for the script of the rest of this lesson.***

Unit 14 Hide 'N' Seek Discussion Sheet

use with all FIVE lessons

Use with all
response activities
for deeper learning



P. 1

Questions to aid discussion of the key concepts and for use in games

Be familiar with these questions and answers. Look for opportunities to ask questions and talk about their answers, such as while the children work on their coloring pages, as part of their games, or during play time. Remember: your goal isn't to ask all these questions or to only talk to the children about these things. It is to be deliberate in having good conversations with them, as natural opportunities arise.

BIG QUESTION	How Does God Want Us to Pray? Every Night and Day!
Meaning	Prayer is talking and listening to God. It's how God's people enjoy more of the special closeness they have with Him. It is a little bit like the forever happiness they will have with God when they live with Him in heaven.
Discussion Questions	<p>God's people pray to God every night and day...and many times in between. There is so much to talk to Him about and God always wants to listen!</p> <p>God's people tell God how wonderful He is. They say sorry for how they have disobeyed Him. They thank Him for all He's done for them and others. They ask Him to do great things. God's people want to stay close to God because He is the most wonderful person anyone can ever know. How happy they are that He is always there to listen and to help them! We can be God's people, too, when we turn away from our sins and trust in Jesus as our Savior.</p> <p><i>choose a few</i></p> <ol style="list-style-type: none"> 1. Prayer is talking and listening to whom? <i>God.</i> 2. How do God's people enjoy more of the special closeness they have with God? <i>By praying.</i> 3. What is a little bit like the forever happiness God's people will have with God when they live with Him in heaven? <i>Prayer.</i> 4. What kinds of things do God's people pray about? <i>They tell God how wonderful He is. They say sorry for how they've disobeyed Him; They thank Him for all He's done for them. They ask Him to do great things.</i> 5. Why do God's people want to stay close to Him? <i>Because He is the most wonderful person anyone can ever know. And, because they need His help to live for Him each day.</i> 6. Does God want to hear us pray? About what? <i>God delights to hear us pray to Him! He wants us to talk to Him about everything. He cares about everything in our life!</i> 7. What is the best first prayer we can pray to God? <i>The best first prayer is to ask God to help us to turn away from our sins and trust in Jesus as our Savior. He wants to forgive us our sins and make us His people!</i>
THE GOSPEL	<p>How can we have special closeness to God and be God's people forever? What is the gospel, the good news of Jesus?</p> <p><i>The LORD is the one, true God. We should all obey Him. But, we all say "no" to God and we deserve God's punishment! How sad! But, oh, how kind is the LORD! He sent His Son, Jesus, to save us! Jesus lived a perfect life. Then, He offered it up as the full payment for our sins when He suffered and died on the cross. Jesus didn't stay dead. On Day Three, Jesus rose from the dead, proving He had beaten sin and death for God's people. We can become God's people, too, if we turn away from our sins and trust in Jesus as our Savior. If we do, we will get to know God in our hearts, now. And one day, we will go to live with God forever. Ask God to help you trust in Jesus. He loves to answer this prayer.</i></p>

Questions to aid discussion of the key concepts and for use in games

BIBLE VERSE	<p>“The Lord is at hand; do not be anxious about anything, but in everything by prayer and supplication with thanksgiving let your requests be made known to God.” Philippians 4:5,6, ESV</p>
Meaning	<p>God delights to hear our prayers! He loves to answer those who turn to Him and trust in Jesus as their Savior! He tells them that they never need to be anxious about anything. They can come to Him with all their needs and requests. He promises to answer their prayers with what is best, in the best way, and at the best time. Many times, God’s people have to wait for God’s answer to their prayers. Even then, God promises to give them peace in their hearts and minds, as they wait. He loves them and will take care of everything! We can become God’s people when we turn away from our sins and trust in Jesus as our Savior.</p>
Discussion Questions	<p><i>choose a few</i></p> <ol style="list-style-type: none"> 1. Who is always at hand, that is, who is always right here with us? <i>The Lord is!</i> 2. What does He love to do for His people--those who turn to Him and trust in Jesus as their Savior? <i>He loves to answer their prayers.</i> 3. What kinds of things do God’s people talk to God about? <i>Everything! All their needs and cares.</i> 4. When does God tell us to give up praying about something? <i>Never! He tells us to never give up, but to keep asking.</i> 5. How does God promise to answer His people’s prayers? <i>With what is best for them.</i> 6. Do God’s people always get what they want, when they want it? <i>No. Many times they have to wait. And sometimes, God gives them something different from what they ask for, because He knows what is even better for them.</i> 7. What is the best first prayer we can pray to God? <i>The best first prayer is to ask God to help us to turn away from our sins and trust in Jesus as our Savior. He wants to forgive our sins and make us His people!</i>
BIBLE STORY	<p>The Case of the Man with the Big Teeth</p>
Discussion Questions	<p><i>choose a few</i></p> <ol style="list-style-type: none"> 1. What happened when enemies came to Jerusalem, Daniel’s home? <i>They broke down the city and took away many people to be workers in Babylon. Daniel was one who was taken away.</i> 2. Who did the people in Babylon worship? <i>They worshipped other gods, and even their king! They didn’t worship the LORD.</i> 3. Did Daniel stop praying to the LORD when he went to Babylon? <i>No, he kept praying to Him every night and day.</i> 4. Who did Daniel work for in Babylon? <i>The king.</i> 5. What kind of worker was Daniel? <i>He was the king’s best worker.</i> 6. Why did the other workers want to hurt Daniel? <i>They were jealous that the king liked him best.</i> 7. What did the workers do to get rid of Daniel? <i>They talked the king into making a law saying that people could only worship him. Anyone who disobeyed would be thrown to the lions and eaten up.</i> 8. What did Daniel do when he heard about the bad, new law? <i>He kept praying to the LORD.</i> 9. What did Daniel do when the workers threw him in with the lions? <i>He prayed to the LORD to rescue him.</i> 10. How did the LORD rescue Daniel? <i>He sent an angel to shut the lions’ mouths.</i> 11. What did the king do when he saw that the LORD rescued Daniel? <i>He got rid of the bad workers and the bad law. He praised the LORD and told everyone else, too, also.</i> 12. What do we need God to rescue us from? How can He do that? <i>We need to be rescued from sin and death. He will forgive our sins and make us His people when we turn from our sins and ask Jesus to be our Savior.</i>