

Hide 'n' Seek Kids

Unit 13

Curriculum:
The Sustaining
God



Session Prep (especially good for newbies!)

Pray! *NOTE: Most 2 & 3 year olds do best simply learning the Big Question & Answer, a simple version of the Bible story, and maybe the Bible Verse. Use other activities, as time and attention span allow. Your session prep need only include what you use.*



Pray for the Holy Spirit to be at work in your heart and the children's hearts.

Review



If new to the curriculum, look at the **Getting Started with Hide 'n' Seek Kids section of this book** (p.5) It will be especially helpful to read through the Hide 'n' Seek Kids section of **The Praise Factory Tour: Extended Version Book**. This is a visual way to understand what goes on in the classroom. (A pdf of the book is found in the samples section on the website.)

Look through and Learn the Lesson



Read over **lesson plan**. Practice any **songs or action rhymes** you are using. Choose/make up motions to go with these. Choose less with younger children and more with older preschoolers. **Practice the lesson with the visual aids** and using the Big Question Box/Briefcase.

Read and Rehearse the Bible Story with Pictures



Read the Bible story from the Bible. Read the curriculum version. Practice telling it with the storyboard pictures. (If you have not previously laminated the story pictures, do that now.) Or, rehearse it from the Simple Story Scenes, if you are using those.

Let There Be Music



Download the music and listen to the songs. Choose which of the songs you will use with the children. If using live musicians, make sure they have the sheet music (found in Appendix A).

Put the Props in Place



1. Prepare your Visual Aids. Put the Bible Verse, Listening Assignment, Bible Story in one side of the Bible folder. Keep out the Big Question sign.
2. Get out your storyboard. If using Simple Story Scenes, put these in your Bible Folder. Or, if using the individual storyboard figures, put all background pictures in place (they have a BG by the number). Put the rest of the storyboard pictures (these have a SB by the number) in order of use in the other side of the Bible folder.
3. Put the HSK Bible Folder as well as the Big Question sign in the Big Question Box/Briefcase and shut it. If your box/briefcase has locks and you want to use the unlocking the box as part of your session, lock it now....but make sure you have the key or know the code first.
4. Prepare the music CD or sheet music or mp3 device for use in your session.

Set Out Free Play Activities



Choose and set up free time activities you will use with the children. Choose a variety of different activities that will be enjoyed by different types of children. Rotate the activities you provide to keep them interesting and fresh to your children. (Suggestions in Appendix D, Core Curriculum books.)

Prepare Any Activities



Choose which (if any) of the unit games and crafts activities you want to use in the session. Bear in mind your time frame as well as the developmental abilities/attention span of your children as you decide what/how many to prepare. **Look over the Discussion Sheet** and choose a few questions you might use to spark discussion with the children as they do their activities (especially good for ages 3's+). Pray for God to give you opportunities to talk about these things with the children.

Let Them Take It with Them



Make copies of the craft/take home sheets, if you are not already using them as one of your activities. You may also want to make copies of the story (see take-home version of each story included in Appendix C with the other take home resources) to have for parents to use with their children at home. There's a link on each craft/take home sheet to the story, if you don't make hard copies.

Store It



After your session is over, collect the resources and store them for future use. This curriculum can be used over and over for years to come.

Unit 13 Overview of Key Concepts

UNIT 13: The God Who Sustains

Unit Big Question (and Answer): "Why Do God's People Keep Believing in Him? It Is God's Sustaining Grace!"

Meaning:

Everyone enjoys good times and goes through bad times in their lives. Sometimes, people choose to turn away from God as they enjoy the good times or go through bad times. They love the good things too much or get mad at God for the bad things that happen.

But that's not what happens with God's people. They have put their trust in Jesus. They want to love God most of all, even more than the good times they enjoy. They trust God and His good plans--even as they go through bad or sad times.

What makes the difference? It's God and His sustaining grace! That is, God's gifts of strength to help God's people keep on believing in Him and living for Him. God will always give His people what they need! He wants them to depend on Him, and He loves for them to ask for His help. God will never fail them. He will help you like this, too, if you turn away from your sins and put your trust in Jesus as your Savior. He loves to do this!

Unit 13 Bible Verse: Psalm 55:22

"Cast your cares on the LORD and he will sustain you; he will never let the righteous fall."

Meaning:

Sometimes we have to go through very scary things. Sometimes we have to go through very sad things. But, never do we have to go through them alone, if we put our trust in Jesus as our Savior. God promises to always help the righteous--all who have had their sins forgiven through Jesus. They tell Him their troubles and He is with them, helping them through them. He promises to always sustain them--always give them everything they need to keep on believing in Him and living in Him. We, too, can be His people when we put our trust in Jesus. He will always care for us, too! How wonderful!

Unit 13 ACTS Prayer

- A** We praise you, God. You for being the One who sustains Your people through every day of their lives, all the way home to live with You forever.
- C** God, You promise to sustain us, but too many times we complain and whine when we have to go through something hard. We don't trust You to take care of us. Please forgive us!
- T** Thank You for promising to always take care of Your people. Thank You that they never have to worry. You love them so much.
- S** God, work in our hearts. Help us to become Your people, by turning away from our sins and trusting in Jesus as our Savior. Give us everything we need to live for You and love You every day of our life.
In Jesus' name we pray. Amen.

Unit 13 Story

The Case of the People Who Wouldn't Stop

Acts 17; 1 & 2 Thessalonians

Songs Used in Unit 13 *listen to or download songs for free at <https://praisefactory.org>: Hide n Seek Kids Music page*

Big Q & A 13 Song

Big Question 13 Song: Why Do God's People Keep Believing in Him?

Unit 13 Bible Verse Song: Cast Your Cares on the LORD Psalm 55:22, NIV 1984

Unit 13 Bible Verse Song: The LORD Your God Is with You Zephaniah 3:17, NIV 1984

Unit 13 Hymn: Jesus Paid It All, v.1

Unit 13 Praise Song: I Will Sing of the Mercies

Hide 'n' Seek Kids NIV Songs 13 Track Numbers

This is a listing of all songs mentioned in the unit curriculum. You may or may not choose to use all of the songs. They are listed in easy-reference order--NOT in the order used in the curriculum.

You may choose to simply burn a CD/load them onto an mp3 device in this order. Or, you may want to do what we do: choose the songs we want to use and create a play list of them in that order. Then, we burn a CD/upload the play list onto an mp3 device. A teacher only has to click forward to the next song, instead of hunting for the right track. The track number have been included as part of the title of each song, so teachers will still have a reference to the track number listed in the curriculum (same as those listed below), even if you change the order on your customized play list.

SONGS USED EVERY UNIT OF THE CURRICULUM

- 1 The Classroom Song v.1
- 2 The Classroom Song v.2
- 3 The Classroom Song v.3
- 4 The Classroom Song v.4
- 5 Hide 'n' Seek Kids Theme Song
- 6 The Classroom Rules Song
- 7 Let's Pray Song
- 8 The Big Question Box Song
- 9 The Bible Chant Song
- 10 ACTS Prayer Song (Short Version)
- 11 ACTS Prayer Song (Full Version)

Why the Extra Songs?

Hide 'n' Seek Kids is a curriculum used by children of different ages. Sometimes one of the other songs is a better fit for your kids. Or, you may simply want to teach them more songs on the same Bible Truth. Use as many or as few as you want.

UNIT 13: THE GOD WHO SUSTAINS

- 12 Big Q & A 13 Song
- 13 Big Question 13 Song: Why Do God's People Keep Believing in Him?
- 14 Unit 13 Bible Verse Song: Cast Your Cares on the LORD Psalm 55:22, NIV 1984
- 15 *Extra Unit 13 Bible Verse Song: The LORD Your God Is with You Zephaniah 3:17, NIV 1984*
- 16 Unit 13 Hymn: Jesus Paid It All, v.1
- 17 Unit 13 Praise Song: I Will Sing of the Mercies

listen to or download songs for free at <https://praisefactory.org>: Hide n Seek Kids Music page

Lesson Plan: Big Question 13


= follow the stars for a short & simple lesson plan

use with all FIVE lessons

p.1
1. GETTING STARTED *NOTE: Most 2 & 3 year olds do best simply learning the Big Question & Answer, a simple version of the Bible story, and maybe the Bible Verse. Use other activities, as time and attention span allow.*

Intake Activity Ideas	Choose one of these open-ended activities to include children as they join the class:
Free Play Time <i>suggestions in Appendix D</i>	★ (usually best for 2 year olds) Offer your own or some of the easy-to-make, free play activities suggested in Appendix D.
OR Sing-along Music Time <i>lyrics and sheet music, Appendix A</i> <i>listen to or download songs for free at https://praisefactory.org/: Hide n Seek Kids Music page</i>	Music from Hide 'n' Seek Kids (HSK) NIV Songs 13: Big Q & A 13 Song <i>HSK NIV Songs 13, track 12</i> Big Question 13 Song <i>HSK NIV Songs 13, track 13</i> Big Question 13 (Unit) Bible Verse Song: Cast Your Cares on the LORD Psalm 55:22, NIV 1984 <i>HSK NIV Songs 13, track 14</i> Extra Big Question 13 (Unit) Bible Verse Song: The LORD Your God Is with You Zephaniah 3:17, NIV 1984 <i>HSK NIV Songs 13, track 15</i> Unit 13 Hymn: Jesus Paid It All, v.1 <i>HSK NIV Songs 13, track 16</i> Unit 13 Praise Song: I Will Sing of the Mercies <i>HSK NIV Songs 13, track 17</i> <i>Add more fun to Sing-along Music Time by adding a Music, Movement & Memory Activity. These activities are listed on p. 8 of this lesson plan with the Response Activities. Instructions found in Appendix B.</i>
OR Bible Verse Memory Game <i>instructions found in Appendix B</i>	Lesson 1 Game: Block Clapping Lesson 2 Game: Meet, Greet and Keep It Up Lesson 3 Game: Lily Pad Jump Lesson 4 Game: Animal Cube Lesson 5 Game: Simon Says How <i>These activities are also included on p.8 of this lesson plan with the Response Activities.</i>
2. OPENING CIRCLE TIME <i>(introduce the Bible Truth and tell the related Bible story)</i>	
Gathering the Children <i>lyrics and sheet music, Appendix A</i>	Sing verse 1 of The Classroom Song to gather the children for Circle Time. The Classroom Song, verse 1 <i>HSK NIV Songs 13, track 1</i> Let's gather together to worship God, Let's gather together to worship God, Let's gather together to worship God, Come gather here with me!
Welcome to Hide 'n' Seek Kids!	★ "Welcome to Hide 'n' Seek Kids! We're so glad you've joined us! We're here to seek God and learn His Word and hide it in our heart so that it will always be with us. And we're here to HIDE His Word, the Bible, in our hearts. We ask big questions about God and dig deep down in the truths of God's Word to find them."

Lesson Plan: Big Question 13

use with all FIVE lessons

p.2

2. OPENING CIRCLE TIME, continued

★ = short & simple lesson plan

Hide 'n' Seek Kids Theme Song	<p>"Let's sing our Hide 'n' Seek Kids theme song."</p>	<p><i>HSK NIV Songs 13, track 5</i></p>
<p><i>lyrics and sheet music, Appendix A</i></p>	<p>★ Hide 'n' Seek Kids Theme Song Come along, we're gonna hide 'n' seek! Hide God's Word in our heart and Him, we'll seek, God loves to show us the truths of His Word, That we might know Him and live out what we've learned.</p>	
Classroom Rules Song	<p>There are two very important things that Hide 'n' Seek Kids do together: we worship God and we love one another. Our Classroom Rules Song reminds us how we should act. Let's sing it."</p>	<p><i>HSK NIV Songs 13, track 6</i></p>
<p><i>lyrics and sheet music, Appendix A</i></p>	<p>Classroom Rules Song Shh, be quiet while someone is talking, Raise your hand, if you have something to say, Don't touch your friend, sitting beside you, Obey your teachers, Be kind as you play. These are our classroom rules, These are our classroom rules, They help us worship God and love one another, These are our classroom rules.</p>	
Opening Prayer Time	<p>"Children, we need God's help to keep these rules. Let's ask Him to help us right now. Let's get ready and pray."</p>	<p><i>HSK NIV Songs 13, track 7</i></p>
<p><i>lyrics and sheet music, Appendix A</i></p>	<p>Let's Pray 1-2-3! Fold your hands, Bow your head, Close your eyes. Let's pray! (<i>repeat</i>)</p> <p>"Let's pray:"</p> <p>★ Opening Prayer Dear Lord, We're so glad to get to gather together to worship You! Please help us keep the classroom rules. Please help us to love You and learn about You today. In Jesus' name we pray. Amen.</p>	

Lesson Plan: Big Question 13

use with all FIVE lessons

p.3

2. OPENING CIRCLE TIME, continued

★ = short & simple lesson plan

Reveal the Big Question

Introduce the Big Question Box/Briefcase

lyrics and sheet music,
Appendix A

"It's time to get down to business, Hide 'n' Seek kids! Let's see what our Big Question for today is. It's right inside our Big Question Box/ Briefcase."

The Big Question Box Song

HSK NIV Songs 13, track 8

We've got a big box,
All closed up and locked,
Filled with the truths of God's Word.

We've got a brief case,
There's no time to waste,
Come on, kids, let's open it up!

The Big Question under Investigation

VISUAL take out
AID



of BQB

Big Question &
Answer Sign, front side

*found in the HSK Vol. 4
Visual Aids, NIV Book

Ok, who would like to open it up for me and pull out the Big Question?"

Choose a child to open the box/briefcase, take out the Big Question and hand it to you. Then hold up the Big Question sign for all the children to see, and say:

The Big Question we are investigating today is Big Question Number 13:

★ **Why Do God's People Keep Believing in Him?**

and the Answer is:

It Is God's Sustaining Grace!

Big Question Meaning

★ Everyone enjoys good times and goes through bad times in their lives. Sometimes, people choose to turn away from God as they enjoy the good times or go through bad times. They love the good things too much or get mad at God for the bad things that happen.

But that's not what happens with God's people. They have put their trust in Jesus. They want to love God most of all, even more than the good times they enjoy. They trust God and His good plans--even as they go through bad or sad times.

What makes the difference? It's God and His sustaining grace! That is, God's gifts of strength to help God's people keep on believing in Him and living for Him. God will always give His people what they need! He wants them to depend on Him, and He loves for them to ask for His help. God will never fail them. He will help you like this, too, if you turn away from your sins and put your trust in Jesus as your Savior. He loves to do this!

Big Question Songs

"Let's sing our Big Question Song:

Big Q & A 13 Song

★ Big Q & A 13 Song

HSK NIV Songs 13, track 12

lyrics and sheet music,
Appendix A

(adapted version of "On Top of Old Smoky")

Why do God's people keep believing in God?
And why do God's people keep living for Him?
Because God sustains them, yes, God alone,
That's why God's people keep believing in God.

Lesson Plan: Big Question 13

use with all FIVE lessons

p.4

2. OPENING CIRCLE TIME, continued

★ = short & simple lesson plan

Learning about the Big Question

Repeat the Big Question and Answer again:

★ **"Why Do God's People Keep Believing in Him? It is God's Sustaining Grace!"**

Say: "Hmmm, I wonder what that means... Let's do our action rhyme (or sing our song) that explains it."

Then sing the song using any of the optional motions suggested, if desired.

Big Question (Action Rhyme) Song

lyrics and sheet music,
Appendix A

★ Big Question 13 (Action Rhyme) Song

HSK NIV Songs 13, track 13

(POSSIBLE ACTIONS)

Why do God's people keep believing in Him?
What keeps them going?
Why do they persevere?
There's just one reason for their lasting faith,
It is grace, God's sustaining grace,

Hold up one finger
Point up to God in heaven

That's why God's people say:
"I'm gonna keep on believing in God,
I'm gonna keep on living for Him,
Yes, I'm gonna keep on believing in God,
And It's all thanks to Him, thanks to Him.

Point up to God in heaven

God sustains His people in many ways,
His Spirit works inside them
As they read His Word and pray,
He gives them faith to keep in trusting in Him,
To keep on living for Him to the very end.

Touch heart

Make open Bible with open palms,
Make prayer hands

That's why God's people say:
"I'm gonna keep on believing in God,
I'm gonna keep on living for Him,
Yes, I'm gonna keep on believing in God,
And It's all thanks to Him, thanks to Him.

Point up to God in heaven

Raise hands up in praise

Lesson Plan: Big Question 13

use with all FIVE lessons

p.5

2. OPENING CIRCLE TIME, continued

★ = short & simple lesson plan

Learning the Bible Verse

The Bible Chant Song

lyrics and sheet music,
Appendix A

★ "And how do I know this is true? God tells me so in His special book, the Bible."

Say or sing the Bible Chant Song.

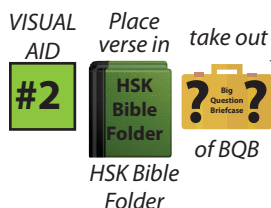
The Bible Chant Song

HSK NIV Songs 13, track 9

The Bible, the Bible,
Let's get out the Bible.
Let's hear what God has to say.
The Bible, the Bible,
God's given us the Bible.
It's His Word for us to learn and obey! Yay!

The Bible Verse in the HSK Bible Folder

HSK 13 Bible Verse-front side
(in the HSK Bible folder)



*found in the HSK Vol. 4
Visual Aids, NIV Book

"Who would like to get our Bible folder out of the Big Question Briefcase for me?"

Choose a child to open the briefcase, take out the "Bible" folder and hand it to you. Remove the Bible Verse Picture from the "Bible" folder and hold it up for all the children to see, then say:

★ Psalm 55:22, ESV

"Cast your burden on the LORD, and he will sustain you; he will never permit the righteous to be moved."

Bible Verse Meaning

HSK 13 Bible Verse-back side

★ What does that mean?

Sometimes we have to go through very scary things. Sometimes we have to go through very sad things. But, never do we have to go through them alone, if we put our trust in Jesus as our Savior. God promises to always help the righteous--all who have had their sins forgiven through Jesus. They tell Him their troubles and He is with them, helping them through them. He promises to always sustain them--always give them everything they need to keep on believing in Him and living in Him. We, too, can be His people when we put our trust in Jesus. He will always care for us, too! How wonderful!

Bible Verse Song

lyrics and sheet music,
Appendix A

"We've said our Bible verse, now let's sing it!"

Cast Your Cares on the LORD: Psalm 55:22










HSK NIV Songs 13, track 14

Cast your cares on the LORD and He will sustain you,
He will never let the righteous fall,
Cast your cares on the LORD and He will sustain you,
He will never, never, never let the righteous fall.
Psalm Fifty-five, twenty-two.

You might also enjoy:

The LORD Your God Is with You:
Zephaniah 3:17, NIV 1984
HSK NIV Songs 13, track 15

lyrics and sheet music,
Appendix A

Lesson Plan: Big Question 13		use with all FIVE lessons	p.6
2. OPENING CIRCLE TIME, continued		★ = short & simple lesson plan	
Getting into the Case	“Now it’s time to do a bit more deep down investigating. Let’s see what Detective Dan wants us to help him figure out. Would someone like to get it out for me?”		
Listening Assignments <div>Place in  HSK Bible Folder</div> <div>take out  of BQB</div>	NOTE: Listening assignments are most suitable for ages 3+. Skip straight to the Bible story (see bottom of this page), if working with 2 year olds. “Let’s open up our listening assignment and see what we are supposed to figure out today. <i>Choose a child to take out the Listening Assignment (from the HSK Bible Folder) and hand it to you. Read Detective Dan’s letter to the children that includes the listening assignment. The listening assignments are summarized below:</i>		
VISUAL AID  <i>HSK Vol. 4 Visual Aids, NIV</i>	Detective Dan’s Lesson #1 Listening Assignment: As you listen to the story, see if you can figure out: 1. Who had to go through terrible trouble? 2. Who helped them through it?		
VISUAL AID  <i>HSK Vol. 4 Visual Aids, NIV</i>	Detective Dan’s Lesson #2 Listening Assignment: Our Bible verse is Psalm 55:22: “Cast your cares on the LORD and he will sustain you; he will never let the righteous fall.” To cast your cares on the LORD means to pray to Him and ask Him to help you and take care of you through whatever trouble you are going through. As you listen to the story, see if you can figure out: 1. Who cast their cares on the LORD? 2. How did the LORD sustain them through their troubles?		
VISUAL AID  <i>*Listening Assignment #3 includes the Assignment Sheet, plus 4 clue pictures*</i> <i>HSK Vol. 4 Visual Aids, NIV</i>	Detective Dan’s Lesson #3 Listening Assignment: I found four clues, but one of them is NOT in the story. They are: a hat; some angry people; a man named Jason; and, a bag of money. <i>Hold up each of the four pictures for the children to see as you identify them. Better yet, put them up on your flannelgraph board, off to one side.</i> I need to know: 1. Which picture was not in the story? 2. How were the other three pictures important?		
VISUAL AID  <i>HSK Vol. 4 Visual Aids, NIV</i>	Detective Dan’s Lesson #4 Listening Assignment: As you listen to the story, see if you can figure out: 1. Who asked God to help the believers in Thessalonica? 2. How did God answer his prayers?		
VISUAL AID  <i>HSK Vol. 4 Visual Aids, NIV</i>	Detective Dan’s Lesson #5 Listening Assignment: As you listen to the story, see if you can figure out: 1. What good news did Paul go to Thessalonica to tell? 2. What happened when Paul told his good news?		
Tell the Bible Story <div>Place story & pics in  HSK Bible Folder</div> <div>take out  of BQB</div> <i>HSK Vol. 4 Visual Aids, NIV</i> Bible Story included in this book, immediately after the Lesson Plan and with the Visual Aids	★ Then say, “Ok, Hide ‘n’ Seekers! Put on your best listening ears and see if you can find the answers to Detective Dan’s questions. When I finish telling the story, we’ll see what we come up with.” ★ Bible Story: The Case of the Terrible Trouble Acts 17; 1 & 2 Thessalonians <i>Read the Bible Truth story, putting up the storyboard pictures/Story Scenes as you tell it. Then, have the children answer the listening assignment. Present the the gospel and lead in prayer.</i> <i>*Answers to questions, the gospel and ACTS prayer are included with the story text.*</i>		

Lesson Plan: Big Question 13

use with all FIVE lessons

p.7

2. OPENING CIRCLE TIME, continued

★ = short & simple lesson plan

<p>Story Response Song(s)</p>	<p><i>As attention span and time allow, you might want to end with one of the following songs which also tie in with the unit. If desired, use the Music and Movement activity ideas while singing, listed with the Response Activities.</i></p>
<p>Hymn</p> <p><i>lyrics and sheet music, Appendix A</i></p>	<p>Jesus Paid It All <i>HSK NIV Songs 13, track 17</i></p> <div style="display: flex; justify-content: space-between;"> <div style="width: 48%;"> <p>Verse 1</p> <p>I hear the Savior say, "Thy strength indeed is small, Child of weakness, watch and pray, Find in Me thine all in all."</p> </div> <div style="width: 48%;"> <p>Refrain</p> <p>Jesus paid it all, All to Him I owe; Sin had left a crimson stain, He washed it white as snow.</p> </div> </div> <p>Tie-in: "What a mighty, loving, Savior is Jesus to those who trust in Him! He paid for all their sins on the cross. He cleans their hearts of sin. He saves them from all their sins so they can be God's people. But that's not all! He gives them strength to do everything God wants them to do. Yes, they may be weak, but Jesus is so strong! They pray to Him for help and He will always give them the help they need. God's people praise their wonderful Savior! They owe everything to Him!"</p>
<p>Praise Song</p> <p><i>lyrics and sheet music, Appendix A</i></p>	<p>Praise Song: I Will Sing of the Mercies <i>HSK NIV Songs 13, track 18</i></p> <p>I will sing of the mercies of the Lord forever, I will sing, I will sing, I will sing of the mercies of the Lord forever, I will sing of the mercies of the Lord.</p> <p>With my mouth will I make known Thy faithfulness, Thy faithfulness, With my mouth will I make known Thy faithfulness to all generations.</p> <p>Tie-in: Mercy is treating someone with love and kindness that they do not deserve. God's people love to sing of the Lord's mercy to them! He has taken away all their sins through His Son Jesus! He has been faithful to them every day of their lives. He always gives them what they need. God's people know that God will go on being faithful to them forever and ever. No wonder they want to praise Him! No wonder they want to use their mouths to tell others about Him!</p>

3. TAKING ACTION: Response Activities *(choose from among these activities)*

<p>Transition to Activities</p>	<p>★ Well, Hide 'n' Seek Kids, you've done a great job diggin' deep down for answers in the truths of God's Word. Now it's time to enjoy some activities."</p> <p>★ Tell children what activity/s you are providing for them: either free play or some of the response activities listed below. When you are ready to dismiss them, use this song to help the children transition in an orderly fashion to their next activity.</p>
<p>Classroom Song, verse 2</p> <p><i>lyrics and sheet music, Appendix A</i></p>	<p>"Children, let's sing our Time to Play Song. When we are finished you may get up and walk over to our next activity."</p> <p>Classroom Song, verse 2 <i>HSK NIV Songs 13, track 2</i></p> <p>We've gathered together to worship God, We've gathered together to worship God, And now it's time to play.</p> <p><i>Dismiss the children to whatever activities you have prepared for them to do.</i></p>

Lesson Plan: Big Question 13

use with all FIVE lessons

p.8

3. TAKING ACTION: Response Activities *(choose from among these activities)*

★ = short & simple lesson plan

Response Activities	Choose one or more activities appropriate for your children, based on classroom time and developmental needs. Add the Discussion Sheet to any activity for deeper learning. ★
Bible Verse Memory Game <i>game directions, Appendix B</i>	<p>Though listed with the opening activities, you may choose to use this Bible verse game here instead (or as a repeat).</p> <ul style="list-style-type: none"> Lesson 1 Game: Block Clapping Lesson 2 Game: Meet, Greet and Keep It Up Lesson 3 Game: Lily Pad Jump Lesson 4 Game: Animal Cube Lesson 5 Game: Simon Says How <p>Use the Discussion Sheet with these activities for even deeper learning ★</p> <p>Unit Discussion Questions for Activities Discussion Questions</p>
Music, Movement & Memory Activity <i>game directions, Appendix B</i>	<p>A music activity that uses the songs from the Bible Truth and Big Question unit.</p> <ul style="list-style-type: none"> HSK Songs for Unit, plus: Lesson 1 Activity: March 'n' Say Lesson 2 Activity: Clap, Tap and Say Lesson 3 Activity: Block Clappers Lesson 4 Activity: Musical Squares Lesson 5 Activity: Lullabies, Bells and Lions <p>Use the Discussion Sheet with these activities for even deeper learning ★</p> <p>Unit Discussion Questions for Activities Discussion Questions</p>
Bible Story Review Game <i>game directions, Appendix B</i>	<p>A game that uses the storyboard pictures from the story to review the story.</p> <ul style="list-style-type: none"> Lesson 1 Game: Who's in the Basket? Lesson 2 Game: Run to the Grocery Store Lesson 3 Game: Treasure Hunt Lesson 4 Game: Take Me through the Tunnel Lesson 5 Game: Missing in Action <p>Use the Discussion Sheet with these activities for even deeper learning ★</p> <p>Unit Discussion Questions for Activities Discussion Questions</p>
Coloring Pages/ Take Home Sheets <i>in Appendix C</i>	<p>A coloring page related to the lesson assignment questions is provided for each lesson. On the back of each are the key concepts, a few questions and a song for parents to use with their children. (If desired, include a copy of the Bible story with the Take Home Sheet.)</p> <p>NOTE: Upgrade your coloring sheet to a more interesting craft by offering simple embellishments, such as jiggly eyes, craft sand, glitter, glitter glue, colored paper dots (made with a hole punch), fabric scraps, etc. Make cut-to-size glued-on clothes, hair, etc for characters by using a copy of the coloring sheet, cutting out the selected portions and making them the patterns for whatever you want to cut out of fabric, paper, foil, etc.</p> <p>★</p> <ul style="list-style-type: none"> Lesson 1 Coloring Sheet Emphasis: Bible Truth Lesson 2 Coloring Sheet Emphasis: Bible Verse Lesson 3 Coloring Sheet Emphasis: Bible Truth Lesson 4 Coloring Sheet Emphasis: ACTS Prayer Lesson 5 Coloring Sheet Emphasis: The Gospel <p>Use the Discussion Sheet with these activities for even deeper learning ★</p> <p>Unit Discussion Questions for Activities Discussion Questions</p>
Extra Crafts: Big Question Craft <i>in Appendix C</i>	<p>These crafts are slightly more complex than the coloring sheets:</p> <p>The Big Question Craft is a color, glue and stick craft of the Big Question and Answer.</p> <p>Use the Discussion Sheet with these activities for even deeper learning ★</p> <p>Unit Discussion Questions for Activities Discussion Questions</p>
Bible Verse Craft <i>in Appendix C</i>	<p>The Bible Verse Craft is a craft that gives the Bible verse and explains it, also involving gluing and sticking and a few other, simple craft supplies.</p> <p>Discussion Questions</p>
Bible Story Puzzle <i>in Appendix C</i>	<p>The Storyboard Picture Placement Page has been made into a puzzle that can be cut out and re-assembled by the children. This provides a nice summary of the story.</p>
Free Play Activities <i>ideas in Appendix D</i>	<p>★ Offer your own or some of the easy-to-make, free play activities suggested in Appendix D.</p>

Lesson Plan: Big Question 13

use with all FIVE lessons

p.9

4. CLOSING CIRCLE TIME *(End-of-session activities for the last 5-10 minutes of class time)*

★ = short & simple lesson plan

<p>Transition to Closing Circle</p> <p>Classroom Song, verse 3</p> <p><i>lyrics and sheet music, Appendix A</i></p>	<p><i>Use this song to help the children transition in an orderly fashion. Sing the song, then ask the children to gather with you for Closing Circle Time.</i></p> <p>Classroom Song, verse 3 <i>HSK NIV Songs 13, track 3</i></p> <p>It's time to get ready to go and tell, It's time to get ready to go and tell, Come gather here with me.</p>
<p>Closing Circle Time</p> <p>Classroom Song, verse 4</p> <p><i>lyrics and sheet music, Appendix A</i></p>	<p><i>When children are settled in the circle, say:</i></p> <p>"It is almost time for your parents to come pick you up. And do you know what that means? It means.... (draw this out to build anticipation and excitement)...that it's almost time to go home and....it's almost time to...Go and Tell! We have learned some big news about God today. God wants us to take and tell it to the whole world!"</p> <p>Classroom Song, verse 4 <i>HSK NIV Songs 13, track 4</i></p> <p>So what's our big news to go and tell, So what's our big news to go and tell, Can you tell me now?</p>
<p>Big News to Tell</p> <p>Big Question 13</p> <p><small>VISUAL AID</small></p> <div data-bbox="253 1016 321 1087" style="border: 1px solid black; background-color: green; color: white; text-align: center; width: 30px; height: 30px; line-height: 30px; margin: 5px auto;">#1</div> <p><small>*found in the HSK Vol. 4 Visual Aids, NIV Book</small></p> <p><i>lyrics and sheet music, Appendix A</i></p>	<p>"Let's see....there's so much big news to tell! There's so much we've learned!</p> <p>Can you tell me the answer to our Big Question: "Why Do God's People Keep Believing in Him?"</p> <p><i>(Show them the Big Question and Answer picture.)</i></p> <p>Say the answer with me:</p> <p>"It Is God's Sustaining Grace!"</p> <p><i>(If desired, you can sing the Big Q & A Song.)</i> <i>HSK NIV Songs 13, track 12</i></p>
<p>Big Question 13 Bible Verse</p> <p><small>VISUAL AID</small></p> <div data-bbox="253 1499 321 1570" style="border: 1px solid black; background-color: green; color: white; text-align: center; width: 30px; height: 30px; line-height: 30px; margin: 5px auto;">#2</div> <p><small>*found in the HSK Vol. 4 Visual Aids, NIV Book</small></p> <p><i>lyrics and sheet music, Appendix A</i></p>	<p>"And how do I know this is true? Can you tell me?</p> <p>Say it with me: "The Bible tells me so!"</p> <p>That's right!</p> <p>We learned: Psalms 55:22</p> <p>"Cast your cares on the LORD and he will sustain you; he will never let the righteous fall."</p> <p><i>(Show them the Bible Verse picture.)</i></p> <p>The Bible tells us that God gives His people what they need to keep on believing in Him and living for Him. He will never let them fall away from being His people. He will keep on helping them and giving them what they need. That's what we call sustaining grace."</p> <p><i>(If desired, you can sing the Bible verse song.)</i> <i>HSK NIV Songs 13, track 14</i></p>

Lesson Plan: Big Question 13

use with all FIVE lessons

p.10

4. CLOSING CIRCLE TIME, continued

★ = short & simple lesson plan

<p>Closing ACTS Prayer Time</p> <p>ACTS Prayer Chant</p> <p><i>lyrics and sheet music, Appendix A</i></p>	<p><i>Let's ask God to help us to remember this and even tell others this good news. Let's get ready and pray our ACTS prayer.</i></p> <p><i>And what does ACTS mean? Let's sing/say our ACTS Prayer Chant!</i></p> <p>ACTS Prayer Chant Song <i>HSK NIV Songs 13, tracks 10,11</i></p> <p>A, Adoration: God, we praise You! C, Confession: Forgive us our sins. T, Thanksgiving: Thank You for Jesus, S, Supplication: Help us to live like Him.</p> <p>That's the ACTS prayer, my friend, Bow head, Close your eyes, Shhh, Let's begin!</p>
<p>Closing ACTS Prayer</p>	<p>"Let's pray!"</p> <p><i>Lead the children in the ACTS prayer for this unit.</i></p> <p>A We praise you, God. You for being the One who sustains Your people through every day of their lives, all the way home to live with You forever.</p> <p>C God, You promise to sustain us, but too many times we complain and whine when we have to go through something hard. We don't trust You to take care of us. Please forgive us!</p> <p>T Thank You for promising to always take care of Your people. Thank You that they never have to worry. You love them so much.</p> <p>S God, work in our hearts. Help us to become Your people, by turning away from our sins and trusting in Jesus as our Savior. Give us everything we need to live for You and love You every day of our life.</p> <p>In Jesus' name we pray. Amen.</p>

5. TAKING IT HOME (Take Home Sheet)

<p>Clean up and Dismissal</p>	<p>★ "Now it's time to work together and clean up." <i>Have the children join you in cleaning up the room.</i></p>
<p>Coloring Pages/ Take Home Sheets</p> <p><i>in Appendix C</i></p>	<p>★ <i>Give out the craft/take home sheet and any other papers from the session, as you dismiss children from class.</i></p> <p><i>(Reminder: The back side of the coloring page is the take home sheet for each lesson.)</i></p>
<p>Bible Story to Take-Home</p> <p><i>in Appendix C</i></p>	<p>You may also want to include a copy of the story along with the take home sheet. (However, each coloring sheet/take home sheet includes a note to parents telling them where they can download the story from the Parent Resources section on the website.</p>

Big Question 13 Bible Story

use with all FIVE lessons

Place
story in

take out

p.1

The Case of the Terrible Trouble

Acts 17; 1 & 2 Thessalonians



of BQB

Story-telling Tips

Ahead of time:

1. Read the Bible verses and story. Pray!
2. Choose story action cues and/or prepare storyboard pictures, if using. (Included in Visual Aids book)
3. Practice telling story with the pictures, timing your presentation. Shorten, if necessary to fit your allotted time.

During your presentation:

1. Maintain as much eye contact as possible as you tell the story.
2. Put up storyboard figures/add story action cues as you tell the story. Allow the children to help you put them on the board, if desired.
3. Include the children in your story with a few questions about what they think will happen or words/concepts that might be new to them.
4. Watch the kids for signs that their attention span has been reached. Shorten, if necessary.

INTRODUCTION/ LISTENING ASSIGNMENTS

“Our story is called: The Case of the Terrible Trouble. Here is your listening assignment...”

Read from Detective Dan’s Listening Assignment signs, but questions are summarized below:

Detective Dan’s Lesson #1 Listening Assignment:

As you listen to the story, see if you can figure out:

1. Who had to go through terrible trouble?
2. Who helped them through it?

Detective Dan’s Lesson #2 Listening Assignment:

Our Bible verse is Psalm 55:22: “Cast your cares on the LORD and he will sustain you; he will never let the righteous fall.”

Casting your burden on the LORD means asking Him to take care of you and help you to keep on living for Him, even when it is very hard.

As you listen to the story, see if you can figure out:

1. Who cast their cares on the LORD?
2. How did the LORD sustain them through their troubles?

Detective Dan’s Lesson #3 Listening Assignment:

I found four clues, but one of them is NOT in the story.

They are: a hat; some angry people; a man named Jason; and, a bag of money.

Hold up each of the four pictures for the children to see as you identify them. Better yet, put them up on your flannelgraph board, off to one side.

I need to know:

1. Which picture was not in the story?
2. How were the other three pictures important?

Detective Dan’s Lesson #4 Listening Assignment:

As you listen to the story, see if you can figure out:

1. Who asked God to help the believers in Thessalonica?
2. How did God answer his prayers?

Detective Dan’s Lesson #5 Listening Assignment:

As you listen to the story, see if you can figure out:

1. What good news did Paul go to Thessalonica to tell?
2. What happened when Paul told his good news?

Read the questions, THEN SAY,

“Ok, Hide ‘n’ Seekers! Put on your best listening ears and see if you can hear the answers to Detective Dan’s questions. When I finish telling the story, we will see if we can answer all the questions.”

Big Question 13 Bible Story	use with all FIVE lessons	p.2
<p>“The Case of the Big Trouble” Acts 17, 1 & 2 Thessalonians</p> <p><i>Story with lines separating paragraphs (text in bold, optional interaction cues in italics) The numbers refer to storyboard pictures and aid picture placement on storyboard.</i></p>		
<p>Trouble! Big, big trouble! That’s what life was like if you lived in the big city of Thessalonica and you were a follower of Jesus.</p> <p><i>Can you say, Thessalonica? It’s a big word for a big city, isn’t it?</i></p>		
<p>The trouble started when a man named Paul came to Thessalonica. He started sharing the good news of Jesus with the people at the worship house there. “Jesus is God’s Son,” Paul told them. “He died on the cross to save God’s people from their sins. On the third day, He rose from the dead in victory. Turn away from your sins and trust in Jesus as your Savior! Enjoy life with God forever!” Paul urged them.</p> <p>The Holy Spirit worked in the hearts of many as Paul spoke. They turned away from their sins and trusted in Jesus as their Savior. How happy they were! How they loved the good news of Jesus!</p>		
<p>But not everyone at the worship house was happy. Not everyone liked what Paul had to say. Some were very angry. “Shhh! Be quiet, Paul!” they said. “The Bible doesn’t say these things about Jesus. You’ve got it all wrong! Stop talking Him or you’re going to be in big trouble!” they warned.</p> <p>Uh, oh! Here’s comes the big trouble! Those enemies were really angry. They could do very mean things to Paul, if he didn’t stop talking about Jesus. Would Paul be quiet? Would he run away? Or, would he stay and keep on telling people about Jesus?</p> <p><i>What would you want to do if angry enemies were thinking about doing mean things to you?</i></p>		
<p>Well, maybe Paul WOULD have run away, if he had faced his enemies on his own. But, Paul did not have to face them alone! Paul knew that God was with him. God’s Holy Spirit was at work in his heart, making him brave and helping him trust God. God would always help Paul to keep on loving Him and living for Him. God would help Paul do all the good things that He wanted Paul to do. Yes, there was big trouble for Paul in Thessalonica, but there was no trouble too big for God. Paul would not stop. Paul would not run away. With God’s help, Paul would keep on telling others about Jesus.</p>		
<p>Maybe Paul didn’t stop, but neither did Paul’s enemies. Grrr... they were so very, very mad! What would they do now?!</p> <p><i>Can you make an angry face?</i></p> <p>Now, Paul’s enemies decided to make big, BIG TROUBLE for Paul in Thessalonica. They went to the marketplace and found some bad men. “We’ll pay you lots of money, if you will tell lies about Paul,” they offered. “Stir up trouble in Thessalonica for him. Get lots of people angry. Get them to shout, ‘Get rid of Paul! He says we should disobey the king,’” they told the bad men.</p>		
<p>The bad men agreed. They liked money a lot. So, all around Thessalonica they began to tell lies about Paul. Many people believed the bad men’s terrible lies. Soon, there was a HUGE CROWD of people and they were all yelling, “Find Paul and get rid of him! He says we should disobey the king.”</p> <p>Before long, the whole city of Thessalonica was upset, and they were all after PAUL! Oh, what big trouble those enemies had stirred up for Paul!</p>		

Big Question 13 Bible Story

use with all FIVE lessons

p.3

Story with lines separating paragraphs (text in bold, optional interaction cues in italics)

Up and down the streets the crowd went, looking for Paul.

Can you stomp your feet and make the sound of a big crowd walking down the street?

“Maybe Paul is hiding at Jason’s house,” the angry people thought. Jason was one of the new believers and a friend of Paul’s. Perhaps Paul was staying with him.

“Bang, bang, bang,” the crowd beat on Jason’s door. “Give us Paul! He’s bad. He needs to be punished,” they demanded.

“Paul’s not here,” Jason replied. (The believers had already hidden Paul and his friends, Timothy and Silas, from the angry crowd. They were safely hidden in another part of the city.)

But grrr... that wasn’t good enough for these angry people. They couldn’t have Paul, so they took Jason and some others. They took them to the city leaders and tried to get them in trouble.

Can you make an angry face?

Jason and the others had to pay a lot of money to the city leaders before they were allowed to go home. Oh, what big trouble there was for Paul and the new believers in Thessalonica that day!

Late that night, when all was quiet and dark, some of the believers sneaked Paul, Timothy, and Silas out of the city. “Leave Thessalonica! Go on to other cities and tell the people there about Jesus,” they urged Paul and his friends. “We will stay here and keep on telling others here about Jesus. God will help us.”

Paul and his friends left Thessalonica that night. The trouble in Thessalonica was over for Paul. And hadn’t God been faithful to help him, every single day? Yes, He had! God’s Holy Spirit had been at work in Paul’s heart, making him brave and helping him trust God. Yes, there had been big trouble for Paul in Thessalonica. There would probably be big trouble in city after city where Paul would travel. Trouble usually came when Paul shared the good news of Jesus. But Paul knew that there would never be trouble too big for God. God would always be with him and would help him do all of the good things He planned for Paul to do.

Maybe Paul and his friends had left the troubles in Thessalonica behind, but Paul couldn’t stop thinking about the new believers who still lived there. Paul loved them so much! How were they doing? Were their enemies still making trouble for them? Were Jason and the others getting hurt? Were they too scared to tell others the good news of Jesus? Were they still believing in Jesus and living for Him? How were they doing with the trouble in Thessalonica? Paul just had to find out!

How do you think Jason and the others believers were doing with the big trouble?

“Timothy, would you go back to Thessalonica? Would you go back and check up on the new believers, then come back and tell me?” Paul asked his friend. “I just have to know how they are!” Paul exclaimed.

“Yes, Paul, I’ll go,” Timothy said, and off he went, all the way back to Thessalonica. What did Timothy find when he got there? Well, there still WAS trouble in Thessalonica! Enemies were still trying to stop the believers from telling the good news of Jesus, but God was helping them! They were doing well! They were reading God’s Word. The Holy Spirit was working in their hearts. He was making them brave. They were praying and encouraging each other to not give up. They were telling others about Jesus. God was giving them His sustaining grace! He was helping them to keep on believing in Him and living for Him!

Timothy took this good news back to Paul. How Paul rejoiced! No trouble was too much for God! Not even trouble in Thessalonica! He would always help His people to keep on believing in him and living for him!

Let’s clap and praise God for helping His people keep on trusting in Him and living for Him!

Big Question 13 Bible Story	use with all FIVE lessons	p.4
<p>Cracking the Case: (story wrap-up for Listening Assignments)</p> <p>It's time to see how we did with our Listening Assignment.</p> <p>Detective Dan's Lesson #1 Listening Assignment:</p> <p>1. Who asked God to help the believers in Thessalonica? Paul.</p> <p>2. How did God answer his prayers? God helped the believers keep on believing in Him and living for Him, even though they had enemies that gave them such terrible trouble.</p> <p>For You and Me: Whatever troubles we face, we know that God can help us to keep on believing in Him and living for Him, when we turn from our sins and trust in Jesus as our Savior.</p>		<p>believing in Him and living for Him.</p> <p>For You and Me: God helped Paul and Jason, even when angry enemies were after them. He helped all the other believers, even when Paul left. God is always able to help His people, no matter what troubles they face. He will help us like He helped those believers long ago, when we turn away from our sins and trust in Jesus as our Savior.</p>
<p>Detective Dan's Lesson #2 Listening Assignment:</p> <p>Our Bible Verse is: Psalm 55:22: "Cast your cares on the LORD and he will sustain you; he will never let the righteous fall." Casting your burden on the LORD means asking Him to take care of you and help you to keep on living for Him, even when it is very hard. As you listen to the story, see if you can figure out:</p> <p>1. Who cast their cares on the LORD? Paul and the new believers in Thessalonica.</p> <p>2. How did the LORD sustain them through their troubles? The LORD helped them to keep on believing in Him and to keep on living for Him through all their troubles.</p> <p>For You and Me: Isn't it wonderful that God offers to carry all the cares of His people so that they don't have to carry them alone? We can become God's people, when we turn from our sins and trust in Jesus as our Savior.</p>		<p>Detective Dan's Lesson #4 Listening Assignment:</p> <p>1. Who asked God to help the believers in Thessalonica? Paul.</p> <p>2. How did God answer his prayers? God helped the believers keep on believing in Him and living for Him, even though they had enemies that gave them such terrible trouble.</p> <p>For You and Me: Like Paul and those new believers long ago, God wants us to ask Him to help us to keep on believing and living for Him. He will always help us, when we turn from our sins and trust in Jesus as our Savior.</p>
<p>Detective Dan's Lesson #3 Listening Assignment: I found four clues, but one of them is NOT in the story. They are: a hat; some angry people; a man named Jason; and, a I need to know:</p> <p>1. Which picture was not in the story? The hat.</p> <p>2. How were the other three pictures important? Many people in Thessalonica heard the good news of Jesus and put their trust in Him. This made some people very angry. They went to Jason's house to get Paul in trouble. When they couldn't find Paul, they took Jason and some others to get them in trouble. Jason and his friends had to pay a lot of money to be freed and go home. Even through all these terrible troubles, God helped Jason and the other believers to keep on</p>		<p>Detective Dan's Lesson #5 Listening Assignment:</p> <p>1. What good news did Paul go to Thessalonica to tell? He told them the good news of Jesus. That if they would turn away from their sins and trust in Jesus as their Savior, God would forgive their sins and make them His dearly loved people forever.</p> <p>2. What happened when Paul told his good news? Many people repented of their sins and trusted in Jesus as their Savior. Others were angry and caused trouble for Paul and the new believers.</p> <p>For You and Me: Paul was willing to suffer trouble in Thessalonica so he could tell people how they could be saved through Jesus. There was no message more important than this! Paul chose to suffer so they could hear it and hopefully believe it. This good news is just as important for us to hear and believe today. We need to turn away from our sins and trust in Jesus as our Savior, too! Ask God to help you! He loves to!</p>

Big Question 13 Bible Story

use with all FIVE lessons

p.5

The Gospel (story wrap-up for Listening Assignments)

Our Bible Truth is:

Why Do God's People Keep Believing in Him?

It Is God's Sustaining Grace!

Paul wanted the people of Thessalonica to hear and believe the good news of Jesus. Paul depended upon God to give him everything he needed to face the enemies who wanted to harm him and to keep on telling people about Jesus. There was so much trouble in Thessalonica for him!

Why would Paul go through all of this trouble? Because only by turning from their sins and trusting in Jesus, could the people of Thessalonica be saved from their sins and become God's people. Oh, how Paul wanted them to believe this good news! and be saved!

This is the same good news that we can believe today. God loves to help us trust in Jesus as our Savior. Ask Him! And for those who do trust in Jesus, that's just the beginning. God promises to help them keep on believing in Him and living for Him their whole lives, just like He did for those believers in Thessalonica, long ago. And one day, they will go to live with Him forever.

Close in prayer.

Closing Unit 13 ACTS Prayer

A=Adoration C=Confession T=Thanksgiving S=Supplication

- A** We praise you, God. You for being the One who sustains Your people through every day of their lives, all the way home to live with You forever.
- C** God, You promise to sustain us, but too many times we complain and whine when we have to go through something hard. We don't trust You to take care of us. Please forgive us!
- T** Thank You for promising to always take care of Your people. Thank You that they never have to worry. You love them so much.
- S** God, work in our hearts. Make us Your people. Help us to turn away from our sins and trust in Jesus as our Savior. Give us everything we need to live for You and love You, every day of our life. In Jesus' name we pray. Amen.

***Return to page 7 of the Lesson Plan
for the script of the rest of this lesson.***

Unit 13 Hide 'N' Seek Discussion Sheet

use with all FIVE lessons

Use with all
response activities
for deeper learning



P.1

Questions to aid discussion of the key concepts and for use in games

Be familiar with these questions and answers. Look for opportunities to ask questions and talk about their answers, such as while the children work on their coloring pages, as part of their games, or during play time. Remember: your goal isn't to ask all these questions or to only talk to the children about these things. It is to be deliberate in having good conversations with them, as natural opportunities arise.

BIG QUESTION	Why Do God's People Keep Believing in Him? It is God's Sustaining Grace!
Meaning	<p>Everyone enjoys good times and goes through bad times in their lives. Sometimes, people choose to turn away from God as they enjoy the good times or go through bad times. They love the good things too much or get mad at God for the bad things that happen.</p> <p>But that's not what happens with God's people. They have put their trust in Jesus. They want to love God most of all, even more than the good times they enjoy. They trust God and His good plans--even as they go through bad or sad times.</p> <p>What makes the difference? It's God and His sustaining grace! That is, God's gifts of strength to help God's people keep on believing in Him and living for Him. God will always give His people what they need! He wants them to depend on Him, and He loves for them to ask for His help. God will never fail them. He will help you like this, too, if you turn away from your sins and put your trust in Jesus as your Savior. He loves to do this!</p>
Discussion Questions	<p><i>choose a few</i></p> <ol style="list-style-type: none"> 1. Why do God's people keep on believing in Him? <i>It is God's sustaining grace.</i> 2. Who enjoys many good times in this world? <i>Everyone.</i> 3. Who goes through bad times in this world? <i>Everyone.</i> 4. Who do God's people love more than the good times they enjoy? <i>God.</i> 5. Who do they keep trusting in, even as they go through bad times? <i>God.</i> 6. Who helps God's people keep believing in God? <i>God does.</i> 7. What does God give His people to help them keep on believing in and living for Him? <i>His sustaining grace.</i> 8. What is sustaining grace? <i>Grace is a big, Bible word that means a gift we get that we don't deserve. Sustaining means to keep on going. Sustaining grace is God giving us the amazing gift of strength to keep on believing and living for Him.</i> 9. Who does God want us to depend upon? <i>Himself.</i> 10. What does God love us to ask Him for? <i>His help.</i> 11. How can we become one of God's people? <i>By turning from our sins and trusting in Jesus as our Savior.</i>
THE GOSPEL	<p>Paul wanted the people of Thessalonica to hear and believe the good news of Jesus. That good news for them is good news for us, too. What is the good news of Jesus? What is the gospel?</p> <p><i>The LORD is the one, true God. We should all obey Him. But, we all say "no" to God and we deserve God's punishment! How sad! But, oh, how kind is the LORD! He sent His Son, Jesus, to save us! Jesus lived a perfect life. Then, He offered it up as the full payment for our sins when He suffered and died on the cross. Jesus didn't stay dead. On Day Three, Jesus rose from the dead, proving He had beaten sin and death for God's people. We can become God's people, too, if we turn away from our sins and trust in Jesus as our Savior. If we do, we will get to know God in our hearts, now. And one day, we will go to live with God forever. Ask God to help you trust in Jesus. He loves to answer this prayer.</i></p>

Unit 13 Hide 'N' Seek Discussion Sheet

use with all FIVE lessons

P. 2

Questions to aid discussion of the key concepts and for use in games

BIBLE VERSE	<p>"Cast your cares on the LORD and he will sustain you; he will never let the righteous fall. "</p> <p>--Psalm 55:22</p>
Meaning	<p>Sometimes we have to go through very scary things. Sometimes we have to go through very sad things. But, never do we have to go through them alone, if we put our trust in Jesus as our Savior. God promises to always help the righteous--all who have had their sins forgiven through Jesus. They tell Him their troubles and He is with them, helping them through them. He promises to always sustain them--always give them everything they need to keep on believing in Him and living in Him. We, too, can be His people when we put our trust in Jesus. He will always care for us, too! How wonderful!</p>
Discussion Questions	<p><i>choose a few</i></p> <ol style="list-style-type: none"> 1. What does God want us to cast on Him? <i>Our burden.</i> 2. What does it mean to cast our burden on the LORD? <i>To tell Him what is troubling us and ask Him to help us through it and even to rescue us out of it. And, to do it however He knows is best.</i> 3. Who offers to help us through any scary, bad or sad things we go through? <i>God does.</i> 4. Who are the righteous people who God promises to always help? <i>All who turn away from their sins and trust in Jesus as their Savior. Righteous people is another name for God's people.</i> 5. What does God promise to do for His people--those who turn away from their sins and trust in Jesus as their Savior? <i>To never let them be moved. That is, to always be with them as they go through hard things and to always sustain them. To help them keep on believing in Him and living for Him.</i> 6. Who can help us to become one of God's people? <i>God, Himself! He loves to help us. Ask Him!</i>
BIBLE STORY	<p>The Case of the Terrible Trouble Acts 17; 1 & 2 Thessalonians</p> <p><i>choose a few</i></p> <ol style="list-style-type: none"> 1. In what city did Paul face terrible trouble? <i>Thessalonica.</i> 2. What was Paul doing that got him in such terrible trouble? <i>Telling the good news of Jesus.</i> 3. What is the good news of Jesus? <i>God loved us so much that He sent His Son Jesus to take the punishment we deserve for disobeying Him. When we turn away from our sins and ask Jesus to be our Savior, God will forgive us. What a wonderful beginning that will be! We will get to know God in our hearts now. And one day, we will go to live with Him forever.</i> 4. What happened when Paul shared the good news of Jesus? <i>Many people put their trust in Jesus. Some people became angry and made trouble for Paul.</i> 5. Who helped Paul keep on believing in God and telling the good news of Jesus, even with all that trouble and those mean enemies? <i>God did. God sustained Paul, by His grace. He gave him courage.</i> 6. What did the angry people pay some bad men to do? Did it work? <i>To tell lies about Paul and get him in trouble. Yes, it did. A big crowd of people searched for Paul to hurt him.</i> 7. Who did the crowd take when they couldn't find Paul? What happened? <i>They took Jason and some other new believers and got them in trouble. Jason and the others had to pay a lot of money to be freed.</i> 8. Who did Paul keep thinking about after he left Thessalonica? What did he pray for them? <i>The new believers, like Jason, in Thessalonica. He prayed that God would give them strength to keep on believing in Him and living for Him, even with angry people making trouble for them.</i> 9. What did Timothy find out when he went back to check up on the new believers in Thessalonica? <i>That God was sustaining them, even though the angry people were still making trouble for them.</i> 10. Will God sustain us? Will He help us keep on believing in Him and living for Him. Yes, when we turn away from our sins and trust in Jesus as our Savior. He loves to do this for us!