

# Hide 'n' Seek Kids

Unit 12

Curriculum:  
God's People  
Live for Him



## Session Prep (especially good for newbies!)

**Pray!** *NOTE: Most 2 & 3 year olds do best simply learning the Big Question & Answer, a simple version of the Bible story, and maybe the Bible Verse. Use other activities, as time and attention span allow. Your session prep need only include what you use.*



Pray for the Holy Spirit to be at work in your heart and the children's hearts.

## Review



If new to the curriculum, look at the **Getting Started with Hide 'n' Seek Kids section of this book** (p.5) It will be especially helpful to read through the Hide 'n' Seek Kids section of **The Praise Factory Tour: Extended Version Book**. This is a visual way to understand what goes on in the classroom. (A pdf of the book is found in the samples section on the website.)

## Look through and Learn the Lesson



Read over **lesson plan**. Practice any **songs or action rhymes** you are using. Choose/make up motions to go with these. Choose less with younger children and more with older preschoolers. **Practice the lesson with the visual aids** and using the Big Question Box/Briefcase.

## Read and Rehearse the Bible Story with Pictures



Read the Bible story from the Bible. Read the curriculum version. Practice telling it with the storyboard pictures. (If you have not previously laminated the story pictures, do that now.) Or, rehearse it from the Simple Story Scenes, if you are using those.

## Let There Be Music



Download the music and listen to the songs. Choose which of the songs you will use with the children. If using live musicians, make sure they have the sheet music (found in Appendix A).

## Put the Props in Place



1. Prepare your Visual Aids. Put the Bible Verse, Listening Assignment, Bible Story in one side of the Bible folder. Keep out the Big Question sign.
2. Get out your storyboard. If using Simple Story Scenes, put these in your Bible Folder. Or, if using the individual storyboard figures, put all background pictures in place (they have a BG by the number). Put the rest of the storyboard pictures (these have a SB by the number) in order of use in the other side of the Bible folder.
3. Put the HSK Bible Folder as well as the Big Question sign in the Big Question Box/Briefcase and shut it. If your box/briefcase has locks and you want to use the unlocking the box as part of your session, lock it now....but make sure you have the key or know the code first.
4. Prepare the music CD or sheet music or mp3 device for use in your session.

## Set Out Free Play Activities



Choose and set up free time activities you will use with the children. Choose a variety of different activities that will be enjoyed by different types of children. Rotate the activities you provide to keep them interesting and fresh to your children. (Suggestions in Appendix D, Core Curriculum books.)

## Prepare Any Activities



Choose which (if any) of the unit games and crafts activities you want to use in the session. Bear in mind your time frame as well as the developmental abilities/attention span of your children as you decide what/how many to prepare. **Look over the Discussion Sheet** and choose a few questions you might use to spark discussion with the children as they do their activities (especially good for ages 3's+). Pray for God to give you opportunities to talk about these things with the children.

## Let Them Take It with Them



Make copies of the craft/take home sheets, if you are not already using them as one of your activities. You may also want to make copies of the story (see take-home version of each story included in Appendix C with the other take home resources) to have for parents to use with their children at home. There's a link on each craft/take home sheet to the story, if you don't make hard copies.

## Store It



After your session is over, collect the resources and store them for future use. This curriculum can be used over and over for years to come.

## Unit 12 Overview of Key Concepts

### Unit 12: God's People Live for Him

**Unit Big Question (and Answer):** "How Should God's People Live?  
They Should Live Like Jesus!"

#### Meaning:

We become God's people when we turn away from our sins and trust in Jesus as our Savior. When we do, God forgives our sins and we begin a whole new way of life. God's people no longer live life just to please themselves. They want to honor God with their whole lives, like Jesus did. They seek to love God most of all and love all people, too.

### Unit 12 Bible Verse: Ephesians 5:1-2

"Be imitators of God, therefore, as dearly loved children and live a life of love, just as Christ loved us and gave himself up for us."

#### Meaning:

When you imitate someone, you try to act like them. God's people honor God by imitating His good ways. There's no one better for us to imitate than Jesus Christ, God's Son. He loved God and loved others in everything He did. His perfect life shows us how God wants us to live. God's people know they are God's dearly loved children. How they want to live like Jesus did!

### Unit 12 ACTS Prayer

- A** God, we praise You for giving us Jesus, so we can know how You want us to live.
- C** God, many time we don't love You or others as You want us to. Please forgive us. We need a Savior!
- T** Thank You, God for promising to help us live like Jesus, by Your Holy Spirit.
- S** Please work in our hearts. Help us to turn away from our sins and trust in Jesus as our Savior. Help us to live like Jesus did, loving others and loving You most of all.  
In Jesus' name we pray, Amen.

### Unit 12 Story

**The Case of the Runaway Who Ran Back**  
*Philemon*

**Songs Used in Unit 12** *listen to or download songs for free at <https://praisefactory.org>: Hide n Seek Kids Music page*

Big Q & A 12 Song  
Big Question 12 Song: How Should God's People Live Each Day?  
Unit 12 Bible Verse Song: Live a Life of Love Ephesians 5:2, NIV 1984  
Unit 12 Hymn: Trust and Obey, v.1  
Unit 12 Praise Song: I Have Decided to Follow Jesus

## Hide 'n' Seek Kids NIV Songs 12 Track Numbers

This is a listing of all songs mentioned in the unit curriculum. You may or may not choose to use all of the songs. They are listed in easy-reference order--NOT in the order used in the curriculum. You may choose to simply burn a CD/load them onto an mp3 device in this order. Or, you may want to do what we do: choose the songs we want to use and create a play list of them in that order. Then, we burn a CD/upload the play list onto an mp3 device. A teacher only has to click forward to the next song, instead of hunting for the right track. The track number have been included as part of the title of each song, so teachers will still have a reference to the track number listed in the curriculum (same as those listed below), even if you change the order on your customized play list.

### SONGS USED EVERY UNIT OF THE CURRICULUM

- 1 The Classroom Song v.1
- 2 The Classroom Song v.2
- 3 The Classroom Song v.3
- 4 The Classroom Song v.4
- 5 Hide 'n' Seek Kids Theme Song
- 6 The Classroom Rules Song
- 7 Let's Pray Song
- 8 The Big Question Box Song
- 9 The Bible Chant Song
- 10 ACTS Prayer Song (Short Version)
- 11 ACTS Prayer Song (Full Version)

#### Why the Extra Songs?

Hide 'n' Seek Kids is a curriculum used by children of different ages. Sometimes one of the other songs is a better fit for your kids. Or, you may simply want to teach them more songs on the same Bible Truth. Use as many or as few as you want.

### UNIT 12: GOD'S PEOPLE LIVE FOR HIM

- 12 Big Q & A 12 Song
- 13 Big Question 12 Song: How Should God's People Live Each Day?
- 14 Unit 12 Bible Verse Song: Live a Life of Love Ephesians 5:2, NIV 1984
- 15 Unit 12 Hymn: Trust and Obey, v.1
- 16 Unit 12 Praise Song: I Have Decided to Follow Jesus

*listen to or download songs for free at <https://praisefactory.org: Hide n Seek Kids Music page>*

**Lesson Plan: Big Question 12**


= follow the stars for a short &amp; simple lesson plan

use with all FIVE lessons

**p.1**
**1. GETTING STARTED** *NOTE: Most 2 & 3 year olds do best simply learning the Big Question & Answer, a simple version of the Bible story, and maybe the Bible Verse. Use other activities, as time and attention span allow.*

<b>Intake</b> <b>Activity Ideas</b>	<b>Choose one of these open-ended activities to include children as they join the class:</b>
<b>Free Play Time</b> <i>suggestions in Appendix D</i>	(usually best for 2 year olds) ★ Offer your own or some of the easy-to-make, free play activities suggested in Appendix D.
<b>OR Sing-along Music Time</b> <i>lyrics and sheet music, Appendix A</i>  <i>listen to or download songs for free at <a href="https://praisefactory.org/">https://praisefactory.org/</a>: Hide n Seek Kids Music page</i>	Music from Hide 'n' Seek Kids (HSK) NIV Songs 12: Big Q & A 12 Song <span style="float: right;"><i>HSK NIV Songs 12, track 12</i></span> Big Question 12 Song <span style="float: right;"><i>HSK NIV Songs 12, track 13</i></span> Unit 12 Bible Verse Song: Live a Life of Love Ephesians 5:2, NIV 1984 <span style="float: right;"><i>HSK NIV Songs 12, tracks 14</i></span> Unit 12 Hymn: Trust and Obey, v.1 <span style="float: right;"><i>HSK NIV Songs 12, track 15</i></span> Unit 12 Praise Song: I Have Decided to Follow Jesus <span style="float: right;"><i>HSK NIV Songs 12, track 16</i></span>  <i>Add more fun to Sing-along Music Time by adding a Music, Movement &amp; Memory Activity. These activities are listed on p. 8 of this lesson plan with the Response Activities. Instructions found in Appendix B.</i>
<b>OR Bible Verse Memory Game</b> <i>instructions found in Appendix B</i>	Lesson 1 Game: Fill'er Up Lesson 2 Game: Loud and Soft, Big and Little Lesson 3 Game: Roll 'n' Toss Lesson 4 Game: Duck, Duck, Goose Lesson 5 Game: Detective Mission Madness Practice  <i>These activities are also included on p.8 of this lesson plan with the Response Activities.</i>
<b>2. OPENING CIRCLE TIME</b> <i>(introduce the Bible Truth and tell the related Bible story)</i>	
<b>Gathering the Children</b> <i>lyrics and sheet music, Appendix A</i>	Sing verse 1 of <i>The Classroom Song</i> to gather the children for Circle Time.  <b>The Classroom Song, verse 1</b> <span style="float: right;"><i>HSK NIV Songs 12, track 1</i></span> Let's gather together to worship God, Let's gather together to worship God, Let's gather together to worship God, Come gather here with me!
<b>Welcome to Hide 'n' Seek Kids!</b>	★ "Welcome to Hide 'n' Seek Kids! We're so glad you've joined us! We're here to seek God and learn His Word and hide it in our heart so that it will always be with us. And we're here to HIDE His Word, the Bible, in our hearts. We ask big questions about God and dig deep down in the truths of God's Word to find them."

# Lesson Plan: Big Question 12

use with all FIVE lessons

p.2

## 2. OPENING CIRCLE TIME, continued

★ = short & simple lesson plan

<b>Hide 'n' Seek Kids Theme Song</b>	<p>"Let's sing our Hide 'n' Seek Kids theme song."</p>	<p>HSK NIV Songs 12, track 5</p>
<p>lyrics and sheet music, Appendix A</p>	<p>★ <b>Hide 'n' Seek Kids Theme Song</b> Come along, we're gonna hide 'n' seek! Hide God's Word in our heart and Him, we'll seek, God loves to show us the truths of His Word, That we might know Him and live out what we've learned.</p>	
<b>Classroom Rules Song</b>	<p>There are two very important things that Hide 'n' Seek Kids do together: we worship God and we love one another. Our Classroom Rules Song reminds us how we should act. Let's sing it."</p>	<p>HSK NIV Songs 12, track 6</p>
<p>lyrics and sheet music, Appendix A</p>	<p><b>Classroom Rules Song</b> Shh, be quiet while someone is talking, Raise your hand, if you have something to say, Don't touch your friend, sitting beside you, Obey your teachers, Be kind as you play. These are our classroom rules, These are our classroom rules, They help us worship God and love one another, These are our classroom rules.</p>	
<b>Opening Prayer Time</b>	<p>"Children, we need God's help to keep these rules. Let's ask Him to help us right now. Let's get ready and pray."</p>	<p>HSK NIV Songs 12, track 7</p>
<p>lyrics and sheet music, Appendix A</p>	<p><b>Let's Pray</b> 1-2-3! Fold your hands, Bow your head, Close your eyes. Let's pray! (repeat)  "Let's pray:"  ★ <b>Opening Prayer</b> Dear Lord, We're so glad to get to gather together to worship You! Please help us keep the classroom rules. Please help us to love You and learn about You today. In Jesus' name we pray. Amen.</p>	



# Lesson Plan: Big Question 12

use with all FIVE lessons

p.3

## 2. OPENING CIRCLE TIME, continued

★ = short & simple lesson plan

### Reveal the Big Question

### Introduce the Big Question Box/Briefcase

lyrics and sheet music,  
Appendix A

"It's time to get down to business, Hide 'n' Seek kids! Let's see what our Big Question for today is. It's right inside our Big Question Box/ Briefcase."

### The Big Question Box Song

HSK NIV Songs 12, track 8

We've got a big box,  
All closed up and locked,  
Filled with the truths of God's Word.

We've got a brief case,  
There's no time to waste,  
Come on, kids, let's open it up!

### The Big Question under Investigation

VISUAL take out  
AID



of BQB

Big Question &  
Answer Sign, front side

\*found in the HSK Vol. 3  
Visual Aids, NIV Book

Ok, who would like to open it up for me and pull out the Big Question?"

Choose a child to open the box/briefcase, take out the Big Question and hand it to you. Then hold up the Big Question sign for all the children to see, and say:

★ The Big Question we are investigating today is Big Question Number 12:

**How Should God's People Live?**

and the Answer is:

**They Should Live Like Jesus!**

### Big Question Meaning

★ We become God's people when we turn away from our sins and trust in Jesus as our Savior. When we do, God forgives our sins and we begin a whole new way of life. God's people no longer live life just to please themselves. They want to honor God with their whole lives, like Jesus did. They seek to love God most of all and love all people, too.

### Big Question Songs

"Let's sing our Big Question Song:

### Big Q & A 12 Song

★ Big Q & A 12 Song

HSK NIV Songs 12, track 12

lyrics and sheet music,  
Appendix A

(adapted version of "Twinkle, Twinkle, Little Star")

How should God's people live each day?  
They should live like Jesus!  
How should God's people live each day?  
How should God's people live each day?  
How should God's people live each day?  
They should live like Jesus!  
What is God's love for His people like?  
More than they could ever deserve.

# Lesson Plan: Big Question 12

use with all FIVE lessons

p.4

## 2. OPENING CIRCLE TIME, continued

★ = short & simple lesson plan

<b>Learning about the Big Question (use one or both)</b>	<p>Repeat the Big Question and Answer again:  <b>"How Should God's People Live? They Should Live Like Jesus!"</b></p> <p>Say: "Hmmm, I wonder what that means... Let's do our action rhyme/sing our song that explains it."</p> <p>Then do the action rhyme or sing the song using any of the optional motions suggested, if desired.</p>	
<b>Big Question Action Rhyme</b>	<b>Big Question 12 Action Rhyme</b>	<p><b>(POSSIBLE ACTIONS)</b></p> <p>Point up to God in heaven  Point to self  Point out to others  Point to self  Make prayer hands  Point to self  Point up to God in heaven  Point to self</p> <p>God wants me to live like Jesus,  In everything  I think and say and do!</p> <p>Point up to God in heaven  Touch head, mouth and walk in place</p>
<b>Big Question (Action Rhyme) Song</b>  <i>lyrics and sheet music, Appendix A</i>	<b>★ Big Question 12 (Action Rhyme) Song</b>	<p>HSK NIV Songs 12, track 13</p> <p><b>(POSSIBLE ACTIONS)</b></p> <p>Point up to God in heaven</p> <p>Touch heart, then point up to God in heaven</p> <p>Point out to others  Touch heart</p> <p>Point up to God in heaven  Point out to others</p> <p>Touch heart</p>



# Lesson Plan: Big Question 12

use with all FIVE lessons

p.5

## 2. OPENING CIRCLE TIME, continued

★ = short & simple lesson plan

### Learning the Bible Verse

### The Bible Chant Song

lyrics and sheet music,  
Appendix A

★ "And how do I know this is true? God tells me so in His special book, the Bible."

Say or sing the Bible Chant Song.

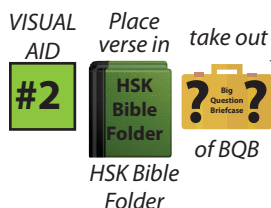
### The Bible Chant Song

HSK NIV Songs 12, track 9

The Bible, the Bible,  
Let's get out the Bible.  
Let's hear what God has to say.  
The Bible, the Bible,  
God's given us the Bible.  
It's His Word for us to learn and obey! Yay!

### The Bible Verse in the HSK Bible Folder

HSK 12 Bible Verse-front side  
(in the HSK Bible folder)



\*found in the HSK Vol. 3  
Visual Aids, NIV Book

"Who would like to get our Bible folder out of the Big Question Briefcase for me?"

Choose a child to open the briefcase, take out the "Bible" folder and hand it to you. Remove the Bible Verse Picture from the "Bible" folder and hold it up for all the children to see, then say:

### Ephesians 5:2

"Be imitators of God, therefore, as dearly loved children and live a life of love, just as Christ loved us and gave himself up for us."

### Bible Verse Meaning

HSK 12 Bible Verse-back side

### ★ What does that mean?

When you imitate someone, you try to act like them. God's people honor God by imitating His good ways. There's no one better for us to imitate than Jesus Christ, God's Son. He loved God and loved others in everything He did. His perfect life shows us how God wants us to live. God's people know they are God's dearly loved children. How they want to live like Jesus did!

### Bible Verse Song

lyrics and sheet music,  
Appendix A

"We've said our Bible verse, now let's sing it!"

### Live a Life of Love: Ephesians 5:2





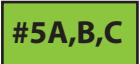


HSK NIV Songs 12, track 14

Live a life of love just as Christ loved you.  
Live a life of love just as Christ loved you.  
Live a life of love, Live a life of love,  
Live a life of love,  
Just as Christ loved you.  
Ephesians Five, Two. O-le!

**Lesson Plan: Big Question 12** use with all FIVE lessons **p.6**

**2. OPENING CIRCLE TIME, continued**

★ = short & simple lesson plan

<p><b>Getting into the Case</b></p>	<p>"Now it's time to do a bit more deep down investigating. Let's see what Detective Dan wants us to help him figure out. Would someone like to get it out for me?"</p>
<p><b>Listening Assignments</b></p> <p>Place in  take out  of BQB</p>	<p><b>NOTE: Listening assignments are most suitable for ages 3+. Skip straight to the Bible story (see bottom of this page), if working with 2 year olds.</b></p> <p>"Let's open up our listening assignment and see what we are supposed to figure out today.</p> <p>Choose a child to take out the Listening Assignment (from the HSK Bible Folder) and hand it to you. Read Detective Dan's letter to the children that includes the listening assignment. The listening assignments are summarized below:</p>
<p>VISUAL AID</p> <p></p> <p>HSK Vol. 3 Visual Aids, NIV</p>	<p><b>Detective Dan's Lesson #1 Listening Assignment:</b></p> <p>As you listen to the story, see if you can figure out:</p> <ol style="list-style-type: none"> <li>1. Who ran away?</li> <li>2. Why did he run back?</li> </ol>
<p>VISUAL AID</p> <p></p> <p>HSK 9-12 Visual Aids, NIV</p>	<p><b>Detective Dan's Lesson #2 Listening Assignment:</b></p> <p>Our Bible verse is Ephesians 5:1,2: "Be imitators of God, therefore, as dearly loved children and live a life of love, just as Christ loved us and gave himself up for us."</p> <p>As you listen to the story, see if you can figure out:</p> <ol style="list-style-type: none"> <li>1. What did Onesimus know he needed to do to live a life of love toward Philemon?</li> <li>2. How could Philemon live a life of love to Onesimus when Onesimus asked him for forgiveness?</li> </ol>
<p>VISUAL AID</p> <p></p> <p>*Listening Assignment #3 includes the Assignment Sheet, plus 4 clue pictures*</p> <p>HSK Vol. 3 Visual Aids, NIV</p>	<p><b>Detective Dan's Lesson #3 Listening Assignment:</b></p> <p>I found four clues, but one of them is NOT in the story. They are: a hiding man; a house; a letter (scroll); a house; and, a monkey. Hold up each of the four pictures for the children to see as you identify them. Better yet, put them up on your flannelgraph board, off to one side.</p> <p>I need to know:</p> <ol style="list-style-type: none"> <li>1. Which picture does not belong in the story?</li> <li>2. How are the other three pictures important in the story?</li> </ol>
<p>VISUAL AID</p> <p></p> <p>HSK Vol. 3 Visual Aids, NIV</p>	<p><b>Detective Dan's Lesson #4 Listening Assignment:</b></p> <p>As you listen to the story, see if you can figure out:</p> <ol style="list-style-type: none"> <li>1. Who asked Jesus to be his Savior?</li> <li>2. What did they ask God to help them do, after they trusted in Jesus as their Savior?</li> </ol>
<p>VISUAL AID</p> <p></p> <p>HSK Vol. 3 Visual Aids, NIV</p>	<p><b>Detective Dan's Lesson #5 Listening Assignment:</b></p> <p>As you listen to the story, see if you can figure out:</p> <ol style="list-style-type: none"> <li>1. Who heard the good news of Jesus and believed?</li> <li>2. How did they change after they believed?</li> </ol>
<p><b>Tell the Bible Story</b></p> <p>Place story &amp; pics in  take out  of BQB</p> <p>HSK Vol. 3 Visual Aids, NIV</p> <p><b>Bible Story included in this book, immediately after the Lesson Plan and with the Visual Aids</b></p>	<p>★ <b>Then say,</b> "Ok, Hide 'n' Seekers! Put on your best listening ears and see if you can find the answers to Detective Dan's questions. When I finish telling the story, we'll see what we come up with."</p> <p>★ <b>Bible Story: The Case of the Runaway Who Ran Back</b></p> <p><i>The Book of Philemon</i></p> <p>Read the Bible Truth story, putting up the storyboard pictures/Story Scenes as you tell it. Then, have the children answer the listening assignment. Present the the gospel and lead in prayer.</p> <p>*Answers to questions, the gospel and ACTS prayer are included with the story text.*</p>

# Lesson Plan: Big Question 12

use with all FIVE lessons

p.7

## 2. OPENING CIRCLE TIME, continued

★ = short & simple lesson plan

<b>Story Response Song(s)</b>	<p>As attention span and time allow, you might want to end with one of the following songs which also tie in with the unit. If desired, use the Music and Movement activity ideas while singing, listed with the Response Activities.</p>	
<b>Hymn</b>  <i>lyrics and sheet music, Appendix A</i>	<b>Trust and Obey</b>  <b>Verse 1</b> When we walk with the Lord, In the light of His Word, What a glory He sheds on our way! While we do His good will; He abides with us still, And with all who will trust and obey.	<i>HSK NIV Songs 12, track 15</i>  <b>Refrain</b> Trust and obey, For there's no other way, To be happy in Jesus, But to trust and obey.
	<b>Tie-in:</b> "How should God's people live each day? They should live like Jesus! God's people live like Jesus when they trust and obey God. Jesus always trusted and obeyed His Father in heaven, even when it was very, very hard. God's people go through hard things, too. They might want to be afraid or sad. They might want to be unhappy, but they don't need to be. They can trust God and keep on obeying Him. God will never stop caring for them! God has promised to care for His people every day of their lives."	
<b>Praise Song</b>  <i>lyrics and sheet music, Appendix A</i>	<b>Praise Song: I Have Decided to Follow Jesus</b>  I have decided to follow Jesus, I have decided to follow Jesus, I have decided to follow Jesus, No turning back, no turning back..	<i>HSK NIV Songs 12, track 16</i>  <b>Tie-in:</b> "How should God's people live each day? They should live like Jesus! The Lord wants us to decide--that is, to say "Yes, I will!"-- to live like Jesus each day. He wants us to love and obey Him. That's what it means to follow Jesus. Let's sing a song about following Jesus."

## 3. TAKING ACTION: Response Activities (choose from among these activities)

<b>Transition to Activities</b>	<p>★ Well, Hide 'n' Seek Kids, you've done a great job diggin' deep down for answers in the truths of God's Word. Now it's time to enjoy some activities."</p> <p>★ Tell children what activity/s you are providing for them: either free play or some of the response activities listed below. When you are ready to dismiss them, use this song to help the children transition in an orderly fashion to their next activity.</p>	
<b>Classroom Song, verse 2</b>  <i>lyrics and sheet music, Appendix A</i>	<p>"Children, let's sing our Time to Play Song. When we are finished you may get up and walk over to our next activity."</p> <p><b>Classroom Song, verse 2</b>                      We've gathered together to worship God,                      We've gathered together to worship God,                      And now it's time to play.</p>	<i>HSK NIV Songs 12, track 2</i>  <i>Dismiss the children to whatever activities you have prepared for them to do.</i>

**Lesson Plan: Big Question 12**

use with all FIVE lessons

p.8

**3. TAKING ACTION: Response Activities** (choose from among these activities)

★ = short &amp; simple lesson plan

Response Activities	Choose one or more activities appropriate for your children, based on classroom time and developmental needs. <b>Add the Discussion Sheet to any activity for deeper learning.</b> ★
<b>Bible Verse Memory Game</b>  <i>game directions, Appendix B</i>	<p>Though listed with the opening activities, you may choose to use this Bible verse game here instead (or as a repeat).</p> <ul style="list-style-type: none"> <li>Lesson 1 Game: Fill 'er Up</li> <li>Lesson 2 Game: Loud and Soft, Big and Little</li> <li>Lesson 3 Game: Roll 'n' Toss</li> <li>Lesson 4 Game: Duck, Duck, Goose</li> <li>Lesson 5 Game: Detective Mission Madness Practice</li> </ul> <p>Use the Discussion Sheet with these activities for even deeper learning ★</p> <p>Unit Discussion Questions for Activities Discussion Questions</p>
<b>Music, Movement &amp; Memory Activity</b>  <i>game directions, Appendix B</i>	<p>A music activity that uses the songs from the Bible Truth and Big Question unit.</p> <ul style="list-style-type: none"> <li>HSK Songs for Unit, plus:</li> <li>Lesson 1 Activity: Egg Shakers</li> <li>Lesson 2 Activity: Jingle Bell Hands</li> <li>Lesson 3 Activity: Big Voice, Little Voice</li> <li>Lesson 4 Activity: Sing, Dance and Fall Down</li> <li>Lesson 5 Activity: Bottle Shakers</li> </ul> <p>Use the Discussion Sheet with these activities for even deeper learning ★</p> <p>Unit Discussion Questions for Activities Discussion Questions</p>
<b>Bible Story Review Game</b>  <i>game directions, Appendix B</i>	<p>A game that uses the storyboard pictures from the story to review the story.</p> <ul style="list-style-type: none"> <li>Lesson 1 Game: Look Who's Coming Down the Tracks</li> <li>Lesson 2 Game: Going Fishing</li> <li>Lesson 3 Game: Pony Express</li> <li>Lesson 4 Game: Clothespin Line Up and Drop</li> <li>Lesson 5 Game: Fix Up the Mix Up</li> </ul> <p>Use the Discussion Sheet with these activities for even deeper learning ★</p> <p>Unit Discussion Questions for Activities Discussion Questions</p>
<b>Coloring Pages/ Take Home Sheets</b>  <i>in Appendix C</i>	<p>A coloring page related to the lesson assignment questions is provided for each lesson. On the back of each are the key concepts, a few questions and a song for parents to use with their children. (If desired, include a copy of the Bible story with the Take Home Sheet.)</p> <p>NOTE: Upgrade your coloring sheet to a more interesting craft by offering simple embellishments, such as jiggly eyes, craft sand, glitter, glitter glue, colored paper dots (made with a hole punch), fabric scraps, etc. Make cut-to-size glued-on clothes, hair, etc for characters by using a copy of the coloring sheet, cutting out the selected portions and making them the patterns for whatever you want to cut out of fabric, paper, foil, etc.</p> <p>★</p> <ul style="list-style-type: none"> <li>Lesson 1 Coloring Sheet Emphasis: Bible Truth</li> <li>Lesson 2 Coloring Sheet Emphasis: Bible Verse</li> <li>Lesson 3 Coloring Sheet Emphasis: Bible Truth</li> <li>Lesson 4 Coloring Sheet Emphasis: ACTS Prayer</li> <li>Lesson 5 Coloring Sheet Emphasis: The Gospel</li> </ul> <p>Use the Discussion Sheet with these activities for even deeper learning ★</p> <p>Unit Discussion Questions for Activities Discussion Questions</p>
<b>Extra Crafts: Big Question Craft</b>  <i>in Appendix C</i>	<p><b>These crafts are slightly more complex than the coloring sheets:</b></p> <p><b>The Big Question Craft</b> is a color, glue and stick craft of the Big Question and Answer.</p> <p>Use the Discussion Sheet with these activities for even deeper learning ★</p> <p>Unit Discussion Questions for Activities Discussion Questions</p>
<b>Bible Verse Craft</b>  <i>in Appendix C</i>	<p><b>The Bible Verse Craft</b> is a craft that gives the Bible verse and explains it, also involving gluing and sticking and a few other, simple craft supplies.</p> <p>Discussion Questions</p>
<b>Bible Story Puzzle</b>  <i>in Appendix C</i>	<p>The <b>Storyboard Picture Placement Page</b> has been made into a puzzle that can be cut out and re-assembled by the children. This provides a nice summary of the story.</p>
<b>Free Play Activities</b>  <i>ideas in Appendix D</i>	<p>★ Offer your own or some of the easy-to-make, free play activities suggested in Appendix D.</p>

# Lesson Plan: Big Question 12

use with all FIVE lessons

p.9

## 4. CLOSING CIRCLE TIME *(End-of-session activities for the last 5-10 minutes of class time)*

★ = short & simple lesson plan

<p><b>Transition to Closing Circle</b></p> <p><b>Classroom Song, verse 3</b></p> <p><i>lyrics and sheet music, Appendix A</i></p>	<p><i>Use this song to help the children transition in an orderly fashion. Sing the song, then ask the children to gather with you for Closing Circle Time.</i></p> <p><b>Classroom Song, verse 3</b> <span style="float: right;"><i>HSK NIV Songs 12, track 3</i></span></p> <p>It's time to get ready to go and tell, It's time to get ready to go and tell, Come gather here with me.</p>
<p><b>Closing Circle Time</b></p> <p><b>Classroom Song, verse 4</b></p> <p><i>lyrics and sheet music, Appendix A</i></p>	<p><i>When children are settled in the circle, say:</i></p> <p>"It is almost time for your parents to come pick you up. And do you know what that means? It means.... (draw this out to build anticipation and excitement)...that it's almost time to go home and....it's almost time to...Go and Tell! We have learned some big news about God today. God wants us to take and tell it to the whole world!"</p> <p><b>Classroom Song, verse 4</b> <span style="float: right;"><i>HSK NIV Songs 12, track 4</i></span></p> <p>So what's our big news to go and tell, So what's our big news to go and tell, Can you tell me now?</p>
<p><b>Big News to Tell</b></p> <p><b>Big Question 12</b></p> <p><i>VISUAL AID</i></p> <div data-bbox="253 1016 321 1087" style="border: 1px solid black; background-color: green; color: white; text-align: center; width: 30px; height: 30px; line-height: 30px; margin: 5px auto;">#1</div> <p><i>*found in the HSK Vol. 3 Visual Aids, NIV Book</i></p> <p><i>lyrics and sheet music, Appendix A</i></p>	<p>"Let's see....there's so much big news to tell! There's so much we've learned!</p> <p>Can you tell me the answer to our <b>Big Question: "How Should God's People Live?"</b> <i>(Show them the Big Question and Answer picture.)</i></p> <p>Say the answer with me: <b>"They Should Live Like Jesus!"</b></p> <p><i>(If desired, you can sing the Big Q &amp; A Song.)</i> <span style="float: right;"><i>HSK NIV Songs 12, track 12</i></span></p>
<p><b>Big Question 12 Bible Verse</b></p> <p><i>VISUAL AID</i></p> <div data-bbox="253 1499 321 1570" style="border: 1px solid black; background-color: green; color: white; text-align: center; width: 30px; height: 30px; line-height: 30px; margin: 5px auto;">#2</div> <p><i>*found in the HSK Vol. 3 Visual Aids, NIV Book</i></p> <p><i>lyrics and sheet music, Appendix A</i></p>	<p>"And how do I know this is true? Can you tell me?</p> <p>Say it with me: <b>"The Bible tells me so!"</b></p> <p>That's right!</p> <p>We learned: <b>Ephesians 5:1-2</b> "Be imitators of God, therefore, as dearly loved children and live a life of love, just as Christ loved us." <i>(Show them the Bible Verse picture.)</i></p> <p>"The Bible tells us Jesus is the Christ--the special Savior that God sent to save us from our sins because He loved us so much. God wants His people to live like Jesus by loving others and loving God most of all.</p> <p><i>(If desired, you can sing the Bible verse song.)</i> <span style="float: right;"><i>HSK NIV Songs 12, track 14</i></span></p>

# Lesson Plan: Big Question 12

use with all FIVE lessons

p.10

## 4. CLOSING CIRCLE TIME, continued

★ = short & simple lesson plan

<p><b>Closing ACTS Prayer Time</b></p> <p><b>ACTS Prayer Chant</b></p> <p><i>lyrics and sheet music, Appendix A</i></p>	<p><i>Let's ask God to help us to remember this and even tell others this good news. Let's get ready and pray our ACTS prayer.</i></p> <p><i>And what does ACTS mean? Let's sing/say our ACTS Prayer Chant!</i></p> <p><b>ACTS Prayer Chant Song</b> <span style="float: right;"><i>HSK NIV Songs 12, tracks 10,11</i></span></p> <p>A, Adoration: God, we praise You!  C, Confession: Forgive us our sins.  T, Thanksgiving: Thank You for Jesus,  S, Supplication: Help us to live like Him.</p> <p>That's the ACTS prayer, my friend,  Bow head, Close your eyes, Shhh,  Let's begin!</p>
<p><b>Closing ACTS Prayer</b></p>	<p>"Let's pray!"</p> <p><i>Lead the children in the ACTS prayer for this unit.</i></p> <p><b>A</b> God, we praise You for giving us Jesus, so we can know how You want us to live.</p> <p><b>C</b> God, many time we don't love You or others as You want us to. Please forgive us. We need a Savior!</p> <p><b>T</b> Thank You, God for promising to help us live like Jesus, by Your Holy Spirit.</p> <p><b>S</b> Please work in our hearts. Help us to turn away from our sins and trust in Jesus as our Savior. Help us to live like Jesus did, loving others and loving You most of all.</p> <p>In Jesus' name we pray, Amen.</p>
<h2>5. TAKING IT HOME <i>(Take Home Sheet)</i></h2>	
<p><b>Clean up and Dismissal</b></p>	<p>★ "Now it's time to work together and clean up."  <i>Have the children join you in cleaning up the room.</i></p>
<p><b>Coloring Pages/ Take Home Sheets</b></p> <p><i>in Appendix C</i></p>	<p>★ <i>Give out the craft/take home sheet and any other papers from the session, as you dismiss children from class.</i></p> <p><i>(Reminder: The back side of the coloring page is the take home sheet for each lesson.)</i></p>
<p><b>Bible Story to Take-Home</b></p> <p><i>in Appendix C</i></p>	<p>You may also want to include a copy of the story along with the take home sheet. (However, each coloring sheet/take home sheet includes a note to parents telling them where they can download the story from the Parent Resources section on the website.</p>



# Big Question 12 Bible Story

use with all FIVE lessons

Place  
story in

take out

p.

## The Case of the Runaway Who Ran Back

*The Book of Philemon*



of BQB

### Story-telling Tips

Ahead of time:

1. Read the Bible verses and story. Pray!
2. Choose story action cues and/or prepare storyboard pictures, if using. (Included in Visual Aids book)
3. Practice telling story with the pictures, timing your presentation. Shorten, if necessary to fit your allotted time.

During your presentation:

1. Maintain as much eye contact as possible as you tell the story.
2. Put up storyboard figures/add story action cues as you tell the story. Allow the children to help you put them on the board, if desired.
3. Include the children in your story with a few questions about what they think will happen or words/concepts that might be new to them.
4. Watch the kids for signs that their attention span has been reached. Shorten, if necessary.

### INTRODUCTION/ LISTENING ASSIGNMENTS

**“Our story is called: The Case of the Runaway Who Ran Back. Here is your listening assignment... ”**

*Read from Detective Dan’s Listening Assignment signs, but questions are summarized below:*

#### **Detective Dan’s Lesson #1 Listening Assignment:**

As you listen to the story, see if you can figure out:

1. Who ran away?
2. Why did he run back?

#### **Detective Dan’s Lesson #2 Listening Assignment:**

Our Bible verse is Ephesians 5:1,2: “Be imitators of God, therefore, as dearly loved children and live a life of love, just as Christ loved us and gave himself up for us.”

As you listen to the story, see if you can figure out:

1. What did Onesimus know he needed to do to live a life of love toward Philemon?
2. How could Philemon live a life of love to Onesimus when Onesimus asked him for forgiveness?

#### **Detective Dan’s Lesson #3 Listening Assignment:**

I found four clues, but one of them is NOT in the story.

They are: a hiding man; a house; a letter (scroll); a house; and, a monkey.

Hold up each of the four pictures for the children to see as you identify them. Better yet, put them up on your flannelgraph board, off to one side.

I need to know:

1. Which picture does not belong in the story?
2. How are the other three pictures important in the story?

#### **Detective Dan’s Lesson #4 Listening Assignment:**

As you listen to the story, see if you can figure out:

1. Who asked Jesus to be his Savior?
2. What did they ask God to help them do, after they trusted in Jesus as their Savior?

#### **Detective Dan’s Lesson #5 Listening Assignment:**

As you listen to the story, see if you can figure out:

1. Who heard the good news of Jesus and believed?
2. How did they change after they believed?

### **Read the questions, THEN SAY,**

“Ok, Hide ‘n’ Seekers! Put on your best listening ears and see if you can hear the answers to Detective Dan’s questions. When I finish telling the story, we will see if we can answer all the questions.”

# **"The Case of the Runaway Who Ran Back"    The Book of Philemon**

*Story with lines separating paragraphs (text in bold, optional interaction cues in italics)*

**Philemon was a rich man who lived in the city of Colossae. He had a family and a big house with lots of land, and animals, and people who worked for him.**

**Philemon was a very rich man in another way, too. He had been given a very special gift from God-- the one gift that makes a person richest of all. Can you guess what gift Philemon had been given?**

*Can you guess? We learned about it in our last story?*

**God had given Philemon the gift of eternal life through Jesus!**

**Philemon had travelled to a faraway city. And who happened to be there in that city at the same time? It was Paul! And I bet you can guess what Paul was doing there. He was sharing the gospel--the good news of Jesus-- with all who would listen. Philemon stopped and listened with the others. This is gospel Paul told them:**

**"We are all sinners who disobey God. But God chose to send His Son, Jesus, to bring us to back to Him!" Paul explained. "Jesus suffered and died on the cross. He paid for all the sins of God's people with His own, perfect life, so they could be forgiven by God. On the third day, Jesus rose up from the dead. He had beaten sin and death for God's people!" Paul told them. "Come, be one of God's people! Turn away from your sins! Trust in Jesus as your Savior and live for Him!" he invited them. "God wants to give you the wonderful gift of eternal life with Him."**

**The Holy Spirit worked in Philemon's heart as he listened. He turned away from his sins and trusted in Jesus as his Savior. God forgave his sins and Philemon became one of God's dearly loved people!**

**Philemon was so happy and so was Paul! "Thank you so much for telling me about Jesus!" Philemon told Paul. "I may be a rich man, but the gift of eternal life through Jesus is better than any riches!" Philemon now knew. He was so grateful to Paul.**

**But that was just the beginning. The Holy Spirit kept working inside of Philemon's heart. He helped him love God and live for Him more and more. So, when Philemon went home, he did things differently.**

*What are some things God might want Philemon to do, as one of His people?*

**Philemon prayed to God and asked for His help to live each day for Him, and God did! Philemon told others the gospel--the good news of Jesus. They turned from their sins and trusted in Jesus as their Savior, too. Soon, a little church of people gathered at Philemon's big house each week to worship God and help each other live for Him. How happy Philemon was!**

**Yes, Philemon was very happy, but there was someone else at Philemon's house who was NOT happy at all! His name was Onesimus.**

**Onesimus was a worker at Philemon's house. Day after day, Onesiums worked. And day after day, Onesimus was unhappy. Onesimus became so unhappy that he decided to run away to a faraway city and never come back!**

**So...when no one was looking...sneak, sneak, sneak, went Onesimus away from Philemon's house. Onesimus ran and hid. Then he ran some more. Onesimus knew it was wrong to run away, but he did it anyway.**

**Run, run, run, Onesimus! Hide, hide, hide, Onesimus!**

*Can you crouch down and pretend like you are hiding like Onesimus did?*

# Big Question 12 Bible Story

use with all FIVE lessons

p.3

*Story with lines separating paragraphs (text in bold, optional interaction cues in italics)*

**Philemon looked all over for Onesimus. Philemon was sad. Philemon was MAD! Onesimus was his worker! It was very, very bad that he ran away! If Philemon ever finds Onesimus, he will be in BIG trouble!**

**Philemon looked and looked, but he never found Onesimus. Onesimus had run away far, far away--all the way to the big city of Rome. There, among all those big buildings and all of those crowds of people, Onesimus hoped he could hide and never be seen by Philemon!**

**Onesimus was right. Philemon never saw him in that big city, but someone else DID see him. Someone who knew Philemon, and had shared with him the good news of Jesus. Can you guess who it was?**

**It was Paul! What would Paul do with Onesimus? Would he capture Onesimus and send him back to Philemon? Would he get Onesimus in trouble? Let's see...**

*Is Paul going to get Onesimus in trouble? What do you think?*

**Paul talked with Onesimus. He shared with him the gospel--the good news of Jesus. And as Paul talked, the Holy Spirit worked in Onesimus' heart, and he believed! Onesimus turned away from disobeying God and trusted in Jesus as His Savior. God forgave Onesimus, and gave him the gift of eternal life. Onesimus had become one of God's people. He and Paul were so happy!**

*Let's cheer "yay"! Onesimus is one of God's people now!*

**But that was just the beginning. The Holy Spirit kept on working inside of Onesimus, helping him love God and live for Him more and more. God used Paul to help Onesimus, too.**

**"God's people turn to God when they are in trouble. They don't run away," Paul told Onesimus. "They ask Him to help them do the right thing. You must go back and make things right with Philemon. This is what pleases God," Paul urged him.**

**"I will help you, too," Paul told Onesimus. "I will write a letter to Philemon. Philemon may be a very rich man; and, you may be his worker, but most of all, you both love God and want to live for Him. That means loving and forgiving each other, too," Paul told him.**

**Onesimus listened to Paul and he knew what he had to do. He was one of God's people now. He had run away from Philemon. Now he had to run back. He needed to say sorry to Philemon. He needed to make things right with him. This was going to be very, very hard.**

**What WOULD Philemon do to Onesimus when he went back? Would Philemon punish him? Would he forgive him? Onesimus didn't know and I wouldn't be at all surprised if he was very scared. Wouldn't you be?**

*Can you make a scared face? That's how Onesimus felt about going back to Philemon!*

**But as scared as Onesimus might have been to go back. And as much as he did not want to face Philemon, Onesimus wanted something even more. He wanted to do whatever God wanted him to do.**

**He was one of God's people now. He loved God and he wanted to live like Jesus would. Jesus trusted God and so would he! Yes, he would!**

**So Onesimus said goodbye to Paul and went run, run, running back home to Philemon with Paul's letter in his hand. He trusted God to help him and Philemon with whatever happened next. And God did!**

*Let's cheer really loud! Yay! God helped Onesimus and Philemon!*

Big Question 12 Bible Story	use with all FIVE lessons <span style="float: right;">p.4</span>
<p><b>Cracking the Case:</b> (story wrap-up for Listening Assignments)</p> <p>It's time to see how we did with our Listening Assignment.</p> <p><b>Detective Dan's Lesson #1 Listening Assignment:</b></p> <p><b>1. Who ran away?</b> Onesimus ran away from working for Philemon.</p> <p><b>2. Why did he run back?</b> When Onesimus believed in Jesus, his life changed. Now he lived for Jesus. That even meant going back to Philemon and asking his forgiveness for running away.</p> <p><b>For You and Me:</b> Believing in Jesus means we should live for Jesus, too. God tells us in His Word, the Bible, how He wants us to live. Sometimes it means doing things we don't like to do, but we know are right, just like Onesimus did when he went back to Philemon. God will help us to live for Him, just like He helped Onesimus. Ask Him! He loves to answer prayers like this.</p>	<p><b>Detective Dan's Lesson #3 Listening Assignment:</b> I found four clues, but one of them is NOT in the story. They are: a hiding man; a house; a letter (scroll); a house; and, a monkey.</p> <p><b>1. Which picture does not belong in the story?</b> The monkey does not.</p> <p><b>2. How are the other three pictures important in the story?</b> Onesimus hid as he ran away from Philemon's house. When Onesimus changed and began to live for God, he knew he must go home and ask for Philemon to forgive him. Paul sent a letter urging Philemon to forgive Onesimus.</p> <p><b>For You and Me:</b> Believing in Jesus means we should live for Jesus, too. God tells us in His Word, the Bible, how He wants us to live. Sometimes it means doing things we don't like to do, but we know are right, just like Onesimus did when he went back to Philemon. God will help us to live for Him, just like He helped Onesimus. Ask Him! He loves to answer prayers like this.</p>
<p><b>Detective Dan's Lesson #2 Listening Assignment:</b> Our Bible verse is <b>Ephesians 5:1,2:</b> "Be imitators of God, therefore, as dearly loved children and live a life of love, just as Christ loved us and gave himself up for us."</p> <p><b>1. What did Onesimus know he needed to do to live a life of love toward Philemon?</b> He needed to go back home and ask for Philemon's forgiveness for running away.</p> <p><b>2. How could Philemon live a life of love to Onesimus when Onesimus asked him for forgiveness?</b> He should forgive him.</p> <p><b>For You and Me:</b> If we turn away from our sins and trust in Jesus as our Savior, we become God's people. That's just the beginning. God wants His people to live a life of love, just as Jesus Christ has loved them. Sometimes this is very hard, like it was for Onesimus and Philemon; but, God always promises to help His people live for Him. Thank you, God!</p>	<p><b>Detective Dan's Lesson #4 Listening Assignment:</b></p> <p><b>1. Who trusted in Jesus as his Savior?</b> Philemon and Onesimus.</p> <p><b>2. What did they ask God to help them do, after they trusted in Jesus as their Savior?</b> They asked God to help them live for Him.</p> <p><b>For You and Me:</b> We can turn away from our sins and trust in Jesus as our Savior, too. We can ask God to help us to live for Him. God loves to answer these prayers!</p>
	<p><b>Detective Dan's Lesson #5 Listening Assignment:</b></p> <p><b>1. Who heard the good news of Jesus and believed?</b> Philemon and Onesimus.</p> <p><b>2. How did they change after they believed?</b> Philemon started telling everyone about Jesus and gathered people at his house to worship God. Onesimus went back home and asked Philemon for forgiveness.</p> <p><b>For You and Me:</b> If we turn away from our sins and trust in Jesus as our Savior, God will help us change, too. He will help us to love Him and live for Him, and love others more and more, too.</p>

# Big Question 12 Bible Story

use with all FIVE lessons

p.5

## The Gospel (story wrap-up if NOT using Listening Assignments)

### Our Bible Truth is:

### How Should God's People Live?

### They Should Live Like Jesus!

But I'm sad to say that none of us really live like Jesus. We ALL disobey God. Just like Onesimus in our story, we need a Savior!

Who is that Savior? It's Jesus!

To everyone--even you and me--who says sorry to God and asks Jesus to be their Savior, God promises to forgive them and save them, just like He did Onesimus!

If we do, what a wonderful beginning that will be! We will get to know Him in our hearts now. Then one day, we will go to live happily with God forever.

And every day in between, God's Holy Spirit will be at work in us, helping us to live like Jesus!

*Close in prayer.*

## Closing Unit 12 ACTS Prayer

A=Adoration C=Confession T=Thanksgiving S=Supplication

- A** God, we praise You for giving us Jesus, so we can know how You want us to live.
- C** God, many time we don't love You or others as You want us to. Please forgive us. We need a Savior!
- T** Thank You, God for promising to help us live like Jesus, by Your Holy Spirit.
- S** Please work in our hearts. Help us to turn away from our sins and trust in Jesus as our Savior. Help us to live like Jesus did, loving others and loving You most of all.

In Jesus' name we pray. Amen.

***Return to page 7 of the Lesson Plan  
for the script of the rest of this lesson.***







Questions to aid discussion of the key concepts and for use in games

Be familiar with these questions and answers. Look for opportunities to ask questions and talk about their answers, such as while the children work on their coloring pages, as part of their games, or during play time. Remember: your goal isn't to ask all these questions or to only talk to the children about these things. It is to be deliberate in having good conversations with them, as natural opportunities arise.

<b>BIG QUESTION</b>	How Should God's People Live? They Should Live Like Jesus!
<b>Meaning</b>	We become God's people when we turn away from our sins and trust in Jesus as our Savior. When we do, God forgives our sins and we begin a whole new way of life. God's people no longer live life just to please themselves. They want to honor God with their whole lives, like Jesus did. They seek to love God most of all and love all people, too.
<b>Discussion Questions</b>	<p><i>choose a few</i></p> <ol style="list-style-type: none"> <li>1. How should God's people live? <i>They should live like Jesus!</i></li> <li>2. How can we become God's people? <i>By turning away from our sins and trusting in Jesus as our Savior.</i></li> <li>3. What does God do when we turn away from our sins and trust in Jesus as our Savior? <i>God forgives our sins.</i></li> <li>4. Does our life stay the same when we trust in Jesus as our Savior? <i>No. We begin a whole new way of life.</i></li> <li>5. What is the new life like that we begin when we trust in Jesus as our Savior? <i>We no longer live for ourselves. We live to please God.</i></li> <li>6. Who should God's people want to honor and love most of all? <i>God.</i></li> <li>7. Who else besides God should we love? <i>Other people.</i></li> <li>8. Who will help us live like Jesus? <i>God will! Ask Him! He loves to answer this prayer.</i></li> </ol>
<b>THE GOSPEL</b>	<ol style="list-style-type: none"> <li>1. How can we become God's people? <i>By believing the gospel.</i></li> <li>2. What is the gospel?</li> </ol> <p><i>The LORD is the one, true God. We should all obey Him. But, we all say "no" to God and we deserve God's punishment! How sad! But, oh, how kind is the LORD! He sent His Son, Jesus, to save us! Jesus lived a perfect life. Then, He offered it up as the full payment for our sins when He suffered and died on the cross. Jesus didn't stay dead. On Day Three, Jesus rose from the dead, proving He had beaten sin and death for God's people.</i></p> <p><i>We can become God's people, too, if we turn away from our sins and trust in Jesus as our Savior. If we do, God will forgive our sins and save us! His Holy Spirit will live in our hearts, helping us to know God right now. And one day, we will go to live with God in heaven forever. Ask God to help you trust in Jesus. He loves to answer this prayer.</i></p>

Questions to aid discussion of the key concepts and for use in games

<b>BIBLE VERSE</b>	<p>“Be imitators of God, therefore, as dearly loved children and live a life of love, just as Christ loved us and gave himself up for us.” Ephesians 5:1,2</p>
<b>Meaning</b>	<p>When you imitate someone, you try to act like them. God’s people honor God by imitating His good ways. There’s no one better for us to imitate than Jesus Christ, God’s Son. He loved God and loved others in everything He did. His perfect life shows us how God wants us to live. God’s people know they are God’s dearly loved children. How they want to live like Jesus did!</p>
<b>Discussion Questions</b>	<p><i>choose a few</i></p> <ol style="list-style-type: none"> <li>1. What does it mean to imitate someone? <i>It means you act like them.</i></li> <li>2. Who do God’s people want to imitate? <i>God.</i></li> <li>3. How do God’s people honor Him? <i>By imitating Jesus Christ, God’s Son.</i></li> <li>4. Who did Jesus love most of all? <i>God, His Father.</i></li> <li>5. Who should God’s people love most of all? <i>God.</i></li> <li>6. Who else did Jesus love in everything He did? <i>Jesus loved others.</i></li> <li>7. Who else besides God should we love? <i>Other people.</i></li> <li>8. Who helps God’s people live like Jesus? <i>God does.</i></li> <li>9. How can we become God’s people? <i>By turning away from our sins and trusting in Jesus as our Savior.</i></li> <li>10. Who will we imitate, if we are God’s people? <i>Jesus!</i></li> </ol>
<b>BIBLE STORY</b>	<p><b>The Case of the Runaway Who Ran Back</b> <i>The Book of Philemon</i></p>
<b>Discussion Questions</b>	<p><i>choose a few</i></p> <ol style="list-style-type: none"> <li>1. What is the name of the rich man in our story? <i>Philemon.</i></li> <li>2. What good news did Paul tell Philemon? <i>The good news of Jesus.</i></li> <li>3. Who did Philemon want to live for after he trusted in Jesus as his Savior? <i>He wanted to live for God.</i></li> <li>4. What did Philemon do to live for God? <i>He asked God to help him. He prayed and learned the Bible. He told others the good news of Jesus. He had other believers in Jesus gather together at his house to worship God.</i></li> <li>5. Who was the unhappy worker? <i>Onesimus.</i></li> <li>6. What did he decide to do, even though he knew it was wrong? <i>He decided to runaway from Philemon.</i></li> <li>7. Where did Onesimus run away to? <i>To the big city of Rome.</i></li> <li>8. What good news did Paul tell Onesimus? <i>The good news of Jesus.</i></li> <li>9. Who did Onesimus want to live for after he trusted in Jesus as his Savior? <i>He wanted to live for God.</i></li> <li>10. What did Onesimus know he needed to do, if he was to live for God? <i>He needed to go back to Philemon and ask for his forgiveness.</i></li> <li>11. What did Paul give Onesimus to give to Philemon? Why? <i>He gave him a letter to give to Philemon. He encouraged Philemon to forgive Onesimus, as a fellow believer in Jesus.</i></li> <li>12. Who can we ask to help us to know Jesus as our Savior? <i>The LORD. We can ask Him to help us turn from our sins and trust in Jesus as our Savior. He loves to answer this prayer!</i></li> <li>13. Who can we ask to help us to live for God? <i>The LORD! He loves to answer this prayer, too!</i></li> </ol>