

# Hide 'n' Seek Kids

Unit II

Curriculum:  
The God  
Who Saves



## Session Prep (especially good for newbies!)

**Pray!** *NOTE: Most 2 & 3 year olds do best simply learning the Big Question & Answer, a simple version of the Bible story, and maybe the Bible Verse. Use other activities, as time and attention span allow. Your session prep need only include what you use.*



Pray for the Holy Spirit to be at work in your heart and the children's hearts.

## Review



If new to the curriculum, look at the **Getting Started with Hide 'n' Seek Kids section of this book** (p.5) It will be especially helpful to read through the Hide 'n' Seek Kids section of **The Praise Factory Tour: Extended Version Book**. This is a visual way to understand what goes on in the classroom. (A pdf of the book is found in the samples section on the website.)

## Look through and Learn the Lesson



Read over **lesson plan**. Practice any **songs or action rhymes** you are using. Choose/make up motions to go with these. Choose less with younger children and more with older preschoolers. **Practice the lesson with the visual aids** and using the Big Question Box/Briefcase.

## Read and Rehearse the Bible Story with Pictures



Read the Bible story from the Bible. Read the curriculum version. Practice telling it with the storyboard pictures. (If you have not previously laminated the story pictures, do that now.) Or, rehearse it from the Simple Story Scenes, if you are using those.

## Let There Be Music



Download the music and listen to the songs. Choose which of the songs you will use with the children. If using live musicians, make sure they have the sheet music (found in Appendix A).

## Put the Props in Place



1. Prepare your Visual Aids. Put the Bible Verse, Listening Assignment, Bible Story in one side of the Bible folder. Keep out the Big Question sign.
2. Get out your storyboard. If using Simple Story Scenes, put these in your Bible Folder. Or, if using the individual storyboard figures, put all background pictures in place (they have a BG by the number). Put the rest of the storyboard pictures (these have a SB by the number) in order of use in the other side of the Bible folder.
3. Put the HSK Bible Folder as well as the Big Question sign in the Big Question Box/Briefcase and shut it. If your box/briefcase has locks and you want to use the unlocking the box as part of your session, lock it now....but make sure you have the key or know the code first.
4. Prepare the music CD or sheet music or mp3 device for use in your session.

## Set Out Free Play Activities



Choose and set up free time activities you will use with the children. Choose a variety of different activities that will be enjoyed by different types of children. Rotate the activities you provide to keep them interesting and fresh to your children. (Suggestions in Appendix D, Core Curriculum books.)

## Prepare Any Activities



Choose which (if any) of the unit games and crafts activities you want to use in the session. Bear in mind your time frame as well as the developmental abilities/attention span of your children as you decide what/how many to prepare. **Look over the Discussion Sheet** and choose a few questions you might use to spark discussion with the children as they do their activities (especially good for ages 3's+). Pray for God to give you opportunities to talk about these things with the children.

## Let Them Take It with Them



Make copies of the craft/take home sheets, if you are not already using them as one of your activities. You may also want to make copies of the story (see take-home version of each story included in Appendix C with the other take home resources) to have for parents to use with their children at home. There's a link on each craft/take home sheet to the story, if you don't make hard copies.

## Store It



After your session is over, collect the resources and store them for future use. This curriculum can be used over and over for years to come.

## Unit II Overview of Key Concepts

### UNIT 11: The God Who Saves

**Unit Big Question (and Answer):** "How Can We Be Saved? It Is God's Free Gift!"

#### Meaning:

We have all disobeyed God. We have all lost the wonderful special closeness with God that He created us to have with Him. No matter how hard we try, we can never be good enough to win back special closeness with God. No, we can't save ourselves, but God can. That's why He sent Jesus: to save us as a free gift from Him. God promises to forgive the sins of all who turn away from disobeying Him and trust in Jesus as their Savior. God will give them special closeness with Himself right now. Then one day, He will take them to live with Him forever. This is the free gift God offers to you and me, too. God is so kind to us!

### Unit 11 Bible Verse: Romans 6:23

"For the wages of sin is death, but the gift of God is eternal life in Christ Jesus our Lord."

#### Meaning:

We all want to have eternal life. That is, we all want to know and enjoy God and all of His love forever. But the sad truth is that none of us deserve it. We have all turned away from God and His good ways. We all deserve God's punishment, not wonderful life with Him. But God, in His amazing mercy, sent His Son, Jesus, to live the perfect life we have never lived. He took the punishment we deserve for our sins. When we turn away from our sins and trust in Jesus as our Savior, He gives us the free gift of eternal life. How good is God to sinners, like you and me!

### Unit 11 ACTS Prayer

- A** We praise You, God for being our Savior, who came to rescue us from our sins as Your free gift.
- C** God, we know we choose to disobey You and Your good laws. We need a Savior. Please forgive us and help us to live for You.
- T** Thank You for sending Jesus to be the Savior we need. We could never save ourselves!
- S** God, work in our hearts. Help us to turn away from disobeying You. Help us to trust in Jesus as our own Savior. We want Your free gift!

In Jesus' name we pray, Amen.

### Unit 11 Story

#### The Case of the Most Important Question

*Acts 16*

### Songs Used in Unit 11 *listen to or download songs for free at <https://praisefactory.org>: Hide n Seek Kids Music page*

Big Q & A 11 Song

Big Question 11 Song: How Can I Be Saved?

Unit 11 Bible Verse Song: The Free Gift of God Is Eternal Life Romans 6:23

Unit 11 Hymn: Grace Greater than All Our Sin, refrain

Unit 11 Praise Song: Blessed Be the Name

## Hide 'n' Seek Kids NIV Songs II Track Numbers

This is a listing of all songs mentioned in the unit curriculum. You may or may not choose to use all of the songs. They are listed in easy-reference order--NOT in the order used in the curriculum.

You may choose to simply burn a CD/load them onto an mp3 device in this order. Or, you may want to do what we do: choose the songs we want to use and create a play list of them in that order. Then, we burn a CD/upload the play list onto an mp3 device. A teacher only has to click forward to the next song, instead of hunting for the right track. The track number have been included as part of the title of each song, so teachers will still have a reference to the track number listed in the curriculum (same as those listed below), even if you change the order on your customized play list.

### SONGS USED EVERY UNIT OF THE CURRICULUM

- 1 The Classroom Song v.1
- 2 The Classroom Song v.2
- 3 The Classroom Song v.3
- 4 The Classroom Song v.4
- 5 Hide 'n' Seek Kids Theme Song
- 6 The Classroom Rules Song
- 7 Let's Pray Song
- 8 The Big Question Box Song
- 9 The Bible Chant Song
- 10 ACTS Prayer Song (Short Version)
- 11 ACTS Prayer Song (Full Version)

#### Why the Extra Songs?

Hide 'n' Seek Kids is a curriculum used by children of different ages. Sometimes one of the other songs is a better fit for your kids. Or, you may simply want to teach them more songs on the same Bible Truth. Use as many or as few as you want.

### UNIT 11: THE GOD WHO SAVES

- 12 Big Q & A 11 Song
- 13 Big Question 11 Song: How Can I Be Saved?
- 14 Unit 11 Bible Verse Song: The Gift of God Is Eternal Life Romans 6:23, NIV 1984
- 15 Unit 11 Hymn: Grace Greater than All Our Sin, refrain
- 16 Unit 11 Praise Song: Blessed Be the Name

*listen to or download songs for free at <https://praisefactory.org>: Hide n Seek Kids Music page*

**Lesson Plan: Big Question II**


= follow the stars for a short &amp; simple lesson plan

use with all FIVE lessons

**p.1**
**1. GETTING STARTED** *NOTE: Most 2 & 3 year olds do best simply learning the Big Question & Answer, a simple version of the Bible story, and maybe the Bible Verse. Use other activities, as time and attention span allow.*

<b>Intake</b> <b>Activity Ideas</b>	<b>Choose one of these open-ended activities to include children as they join the class:</b>
<b>Free Play Time</b> <i>suggestions in Appendix D</i>	★ (usually best for 2 year olds) Offer your own or some of the easy-to-make, free play activities suggested in Appendix D.
<b>OR Sing-along Music Time</b> <i>lyrics and sheet music, Appendix A</i>  <i>listen to or download songs for free at <a href="https://praisefactory.org/">https://praisefactory.org/</a>: Hide n Seek Kids Music page</i>	Music from Hide 'n' Seek Kids (HSK) NIV Songs 11: Big Q & A 11 Song <span style="float: right;"><i>HSK NIV Songs 11, track 12</i></span> Big Question 11 Song <span style="float: right;"><i>HSK NIV Songs 11, track 13</i></span> Unit 11 Bible Verse Song: The Gift of God Is Eternal Life   Romans 6:23, NIV 1984 <span style="float: right;"><i>HSK NIV Songs 11, track 14</i></span> Unit 11 Hymn: Grace Greater than All Our Sin, refrain <span style="float: right;"><i>HSK NIV Songs 11, track 15</i></span> Unit 11 Praise Song: Blessed Be the Name <span style="float: right;"><i>HSK NIV Songs 11, track 16</i></span>  <i>Add more fun to Sing-along Music Time by adding a Music, Movement &amp; Memory Activity. These activities are listed on p. 8 of this lesson plan with the Response Activities. Instructions found in Appendix B.</i>
<b>OR Bible Verse Memory Game</b> <i>instructions found in Appendix B</i>	Lesson 1 Game: Animal Cube Lesson 2 Game: Simon Says How Lesson 3 Game: Bean Bag Catch Lesson 4 Game: Slap, Clap and Stack Lesson 5 Game: Freeze 'n' Say  <i>These activities are also included on p.8 of this lesson plan with the Response Activities.</i>
<b>2. OPENING CIRCLE TIME</b> <i>(introduce the Bible Truth and tell the related Bible story)</i>	
<b>Gathering the Children</b> <i>lyrics and sheet music, Appendix A</i>	Sing verse 1 of The Classroom Song to gather the children for Circle Time.  <b>The Classroom Song, verse 1</b> <span style="float: right;"><i>HSK NIV Songs 11, track 1</i></span> Let's gather together to worship God, Let's gather together to worship God, Let's gather together to worship God, Come gather here with me!
<b>Welcome to Hide 'n' Seek Kids!</b>	★ "Welcome to Hide 'n' Seek Kids! We're so glad you've joined us! We're here to seek God and learn His Word and hide it in our heart so that it will always be with us. And we're here to HIDE His Word, the Bible, in our hearts. We ask big questions about God and dig deep down in the truths of God's Word to find them."

# Lesson Plan: Big Question II

use with all FIVE lessons

p.2

## 2. OPENING CIRCLE TIME, continued

★ = short & simple lesson plan

<b>Hide 'n' Seek Kids Theme Song</b>	<p>"Let's sing our Hide 'n' Seek Kids theme song."</p>
<p><i>lyrics and sheet music, Appendix A</i></p>	<p>★ <b>Hide 'n' Seek Kids Theme Song</b> <span style="float: right;"><i>HSK NIV Songs 11, track 5</i></span></p> <p>Come along, we're gonna hide 'n' seek!          Hide God's Word in our heart and Him, we'll seek,          God loves to show us the truths of His Word,          That we might know Him          and live out what we've learned.</p>
<b>Classroom Rules Song</b>	<p>There are two very important things that Hide 'n' Seek Kids do together: we worship God and we love one another. Our Classroom Rules Song reminds us how we should act. Let's sing it."</p>
<p><i>lyrics and sheet music, Appendix A</i></p>	<p><b>Classroom Rules Song</b> <span style="float: right;"><i>HSK NIV Songs 11, track 6</i></span></p> <p>Shh, be quiet while someone is talking,          Raise your hand, if you have something to say,          Don't touch your friend, sitting beside you,          Obey your teachers, Be kind as you play.          These are our classroom rules,          These are our classroom rules,          They help us worship God and love one another,          These are our classroom rules.</p>
<b>Opening Prayer Time</b>	<p>"Children, we need God's help to keep these rules. Let's ask Him to help us right now. Let's get ready and pray."</p>
<p><i>lyrics and sheet music, Appendix A</i></p>	<p><b>Let's Pray</b> <span style="float: right;"><i>HSK NIV Songs 11, track 7</i></span></p> <p>1-2-3!          Fold your hands,          Bow your head,          Close your eyes.          Let's pray! (<i>repeat</i>)</p> <p>"Let's pray:"</p> <p>★ <b>Opening Prayer</b></p> <p>Dear Lord,          We're so glad to get to gather together to worship You!          Please help us keep the classroom rules.          Please help us to love You and learn about You today.          In Jesus' name we pray. Amen.</p>

# Lesson Plan: Big Question II

use with all FIVE lessons

p.3

## 2. OPENING CIRCLE TIME, continued

★ = short & simple lesson plan

### Reveal the Big Question

### Introduce the Big Question Box/Briefcase

lyrics and sheet music,  
Appendix A

"It's time to get down to business, Hide 'n' Seek kids! Let's see what our Big Question for today is. It's right inside our Big Question Box/ Briefcase."

### The Big Question Box Song

HSK NIV Songs 11, track 8

We've got a big box,  
All closed up and locked,  
Filled with the truths of God's Word.

We've got a brief case,  
There's no time to waste,  
Come on, kids, let's open it up!

### The Big Question under Investigation

VISUAL take out  
AID



of BQB

Big Question &  
Answer Sign, front side

\*found in the HSK Vol. 3  
Visual Aids, NIV Book

Ok, who would like to open it up for me and pull out the Big Question?"

Choose a child to open the box/briefcase, take out the Big Question and hand it to you. Then hold up the Big Question sign for all the children to see, and say:

★ The Big Question we are investigating today is Big Question Number 11:

### How Can We Be Saved?

and the Answer is:

**It Is God's Free Gift!**

### Big Question Meaning

★ We have all disobeyed God. We have all lost the wonderful special closeness with God that He created us to have with Him. No matter how hard we try, we can never be good enough to win back special closeness with God. No, we can't save ourselves, but God can. That's why He sent Jesus: to save us as a free gift from Him. God promises to forgive the sins of all who turn away from disobeying Him and trust in Jesus as their Savior. God will give them special closeness with Himself right now. Then one day, He will take them to live with Him forever. This is the free gift God offers to you and me, too. God is so kind to us!

### Big Question Songs

### Big Q & A 11 Song

lyrics and sheet music,  
Appendix A

"Let's sing our Big Question Song:

### Big Q & A 11 Song

HSK NIV Songs 11, track 12

(adapted version of "Here We Go Looby-Looby")

How can we be saved?  
How can we be saved?  
How can we be saved?  
It is God's free gift!

# Lesson Plan: Big Question II

use with all FIVE lessons

p.4

## 2. OPENING CIRCLE TIME, continued

★ = short & simple lesson plan

<b>Learning about the Big Question</b>	<p>Repeat the Big Question and Answer again:  <b>"How Can We Be Saved? It Is God's Free Gift!"</b></p> <p>Say: "Hmmm, I wonder what that means... Let's do our action rhyme/sing our song that explains it."</p> <p>Then do the action rhyme or sing the song using any of the optional motions suggested, if desired.</p>	
<b>Big Question Action Rhyme</b>	<b>Big Question 11 Action Rhyme</b>	<b>(POSSIBLE ACTIONS)</b>
	<p>I disobey God, I need a Savior!          You disobey God, You need a Savior!          We all disobey God,          We all need a Savior!          Oh, what a sad, sad day!</p>	<p>Point to self          Point out to others</p> <p>extend arms out wide to each side          make a sad face</p>
	<p>But...          God has a wonderful, free gift for me!          A wonderful, free gift for you!          God has a wonderful, free gift for us all.          God will forgive our sins through Jesus!          Oh, what a happy, happy day!</p>	<p>Point to self          Point out to others</p> <p>extend arms out wide to each side          cheer and jump up and down for this best of news</p>
<b>Big Question (Action Rhyme) Song</b>	<b>★ Big Question 11 Action Rhyme/ Song</b>	
<i>lyrics and sheet music, Appendix A</i>	<b>Refrain</b>	<i>HSK NIV Songs 11, track 13</i> <b>(POSSIBLE ACTIONS)</b>
	<p>How can we be saved? How can we be saved?          How can we be saved? It's God's free gift.          How can we be saved? How can we be saved?          How can we be saved?          It's God's free gift through Christ.</p>	<i>point up to God in heaven</i>
	<b>Verse 1</b>	<p>Point to self          Point out to others</p>
	<p>I disobey God, I need a Savior,          You disobey God, You need a Savior,          We all disobey God, We need a Savior.          To save us from our sins.</p>	<i>extend arms out wide to each side</i>
	<i>Refrain</i>	
	<b>Verse 2</b>	
	<p>Jesus, He paid the price, the perfect sacrifice,          On the cross, gave His life,          Bought us eternal life,          Takes away all our sin,          Makes our hearts clean within,          When we repent and believe in Him.</p>	<i>make a cross with your index fingers</i>
	<i>Refrain</i>	<p>Touch heart          Make prayer hands and bow head</p>

# Lesson Plan: Big Question II

use with all FIVE lessons

p.5

## 2. OPENING CIRCLE TIME, continued

★ = short & simple lesson plan

### Learning the Bible Verse

### The Bible Chant Song

lyrics and sheet music,  
Appendix A

★ "And how do I know this is true? God tells me so in His special book, the Bible."

Say or sing the Bible Chant Song.

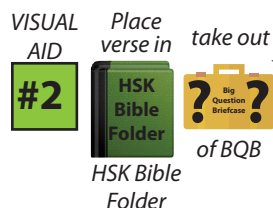
### The Bible Chant Song

HSK NIV Songs 11, track 9

The Bible, the Bible,  
Let's get out the Bible.  
Let's hear what God has to say.  
The Bible, the Bible,  
God's given us the Bible.  
It's His Word for us to learn and obey! Yay!

### The Bible Verse in the HSK Bible Folder

HSK 11 Bible Verse-front side  
(in the HSK Bible folder)



\*found in the HSK Vol. 3  
Visual Aids, NIV Book

"Who would like to get our Bible folder out of the Big Question Briefcase for me?"

Choose a child to open the briefcase, take out the "Bible" folder and hand it to you. Remove the Bible Verse Picture from the "Bible" folder and hold it up for all the children to see, then say:

### Romans 6:23

"For the wages of sin is death, but the gift of God is eternal life in Christ Jesus our Lord."

### Bible Verse Meaning

HSK 11 Bible Verse-back side

### What does that mean?

We all want to have eternal life. That is, we all want to know and enjoy God and all of His love forever. But the sad truth is that none of us deserve it. We have all turned away from God and His good ways. We all deserve God's punishment, not wonderful life with Him. But God, in His amazing mercy, sent His Son, Jesus, to live the perfect life we have never lived. He took the punishment we deserve for our sins. When we turn away from our sins and trust in Jesus as our Savior, He gives us the free gift of eternal life. How good is God to sinners, like you and me!

### Bible Verse Song










lyrics and sheet music,  
Appendix A

"We've said our Bible verse, now let's sing it!"

### The Free Gift of God: Romans 6:23

HSK NIV Songs 11, track 14

The gift of God is,  
The gift of God is,  
The gift of God is....what?  
The gift of God is eternal life through Jesus, through Jesus  
The gift of God is eternal life through Jesus. (repeat)  
Romans Six, twenty-three.

Lesson Plan: Big Question II		use with all FIVE lessons	p.6
2. OPENING CIRCLE TIME, continued		★ = short & simple lesson plan	
<b>Getting into the Case</b>	“Now it’s time to do a bit more deep down investigating. Let’s see what Detective Dan wants us to help him figure out. Would someone like to get it out for me?”		
<b>Listening Assignments</b>  <div>Place in  HSK Bible Folder</div> <div>take out  of BQB</div>	<b>NOTE: Listening assignments are most suitable for ages 3+. Skip straight to the Bible story (see bottom of this page), if working with 2 year olds.</b>  “Let’s open up our listening assignment and see what we are supposed to figure out today.  Choose a child to take out the Listening Assignment (from the HSK Bible Folder) and hand it to you. Read Detective Dan’s letter to the children that includes the listening assignment. The listening assignments are summarized below:		
<b>VISUAL AID</b>  HSK Vol. 3 Visual Aids, NIV	<b>Detective Dan’s Lesson #1 Listening Assignment:</b> As you listen to the story, see if you can figure out: 1. Who had one, important question? 2. What was the question?		
<b>VISUAL AID</b>  HSK Vol. 3 Visual Aids, NIV	<b>Detective Dan’s Lesson #2 Listening Assignment:</b> Our Bible verse is Romans 6:23: “For the wages of sin is death, but the gift of God is eternal life in Christ Jesus our Lord.”  As you listen to the story, see if you can figure out: 1. Who was worried about his sins? 2. How did he find out about the gift of being saved through Jesus? Did he receive it?		
<b>VISUAL AID</b>  <i>*Listening Assignment #3 includes the Assignment Sheet, plus 4 clue pictures*</i> HSK Vol. 3 Visual Aids, NIV	<b>Detective Dan’s Lesson #3 Listening Assignment:</b> I found four clues, but one of them is NOT in the story. They are: a broken building; a earthquake; big sticks; and a rat.  Hold up each of the four pictures for the children to see as you identify them. Better yet, put them up on your flannelgraph board, off to one side.  I need to know: 1. Which picture was not in the story? 2. How were the other three things important in our story?		
<b>VISUAL AID</b>  HSK Vol. 3 Visual Aids, NIV	<b>Detective Dan’s Lesson #4 Listening Assignment:</b> As you listen to the story, see if you can figure out: 1. Who confessed their sins to God--that is, who told God they were sorry for disobeying Him and asked for God’s forgiveness? 2. What did God do for this man?		
<b>VISUAL AID</b>  HSK Vol. 3 Visual Aids, NIV	<b>Detective Dan’s Lesson #5 Listening Assignment:</b> As you listen to the story, see if you can figure out: 1. What were Paul and Silas doing that got them into trouble? 2. Did they stop doing it, even after they got in trouble? Why or why not?		
<b>Tell the Bible Story</b>  <div>Place story &amp; pics in  HSK Bible Folder</div> <div>take out  of BQB</div> HSK 9-12 Visual Aids, NIV <b>Bible Story included in this book, immediately after the Lesson Plan and with the Visual Aids</b>	<b>★ Then say,</b> “Ok, Hide ‘n’ Seekers! Put on your best listening ears and see if you can find the answers to Detective Dan’s questions. When I finish telling the story, we’ll see what we come up with.”  <b>★ Bible Story: The Case of the Most Important Question Acts 16</b>  <i>Read the Bible Truth story, putting up the storyboard pictures/Story Scenes as you tell it. Then, have the children answer the listening assignment. Present the the gospel and lead in prayer.</i>  <i>*Answers to questions, the gospel and ACTS prayer are included with the story text.*</i>		

# Lesson Plan: Big Question II

use with all FIVE lessons

p.7

## 2. OPENING CIRCLE TIME, continued

★ = short & simple lesson plan

<b>Story Response Song(s)</b>	As attention span and time allow, you might want to end with one of the following songs which also tie in with the unit. If desired, use the Music and Movement activity ideas while singing, listed with the Response Activities.		
<b>Hymn</b>  <i>lyrics and sheet music, Appendix A</i>	<b>Grace that Is Greater than All Our Sin</b>  <b>Verse 1</b> Grace, grace, God's grace, Grace that will pardon and cleanse within; Grace, grace, God's grace, Grace that is greater than all our sin.  <b>Tie-in:</b> "Children do you know what the word "grace" means? It means a free gift that we don't deserve! And what grace--what free gift-- does God offer us through Jesus? To forgive us and save us from the punishment we deserve for disobeying God! Let's sing of God's marvelous grace!"	<i>HSK NIV Songs 11, track 15</i>	
<b>Praise Song</b>  <i>lyrics and sheet music, Appendix A</i>	<b>Praise Song: Blessed Be the Name</b>  All praise to Him who reigns above, In majesty supreme. Who gave His Son for man to die, That He might man redeem!	  Blessed be the name, Blessed be the name, Blessed be the name of the Lord; Blessed be the name, Blessed be the name, Blessed be the name of the Lord.	<i>HSK NIV Songs 11, track 16</i>
	<b>Tie-in:</b> "How can we be saved? It is God's free gift through the Lord Jesus! There would be no hope for us, if God did not send Jesus to be our Savior. That's why God's people love to bless His name. They are so grateful that He paid for their sins so that they can know God and live with Him forever!"		

## 3. TAKING ACTION: Response Activities (choose from among these activities)

<b>Transition to Activities</b>	<p>★ Well, Hide 'n' Seek Kids, you've done a great job diggin' deep down for answers in the truths of God's Word. Now it's time to enjoy some activities."</p> <p>★ <i>Tell children what activity/s you are providing for them: either free play or some of the response activities listed below. When you are ready to dismiss them, use this song to help the children transition in an orderly fashion to their next activity.</i></p>
<b>Classroom Song, verse 2</b>  <i>lyrics and sheet music, Appendix A</i>	<p>"Children, let's sing our Time to Play Song. When we are finished you may get up and walk over to our next activity."</p> <p><b>Classroom Song, verse 2</b></p> <p>We've gathered together to worship God, We've gathered together to worship God, And now it's time to play.</p> <p><i>Dismiss the children to whatever activities you have prepared for them to do.</i></p> <p><i>HSK NIV Songs 11, track 2</i></p>

**Lesson Plan: Big Question II**

use with all FIVE lessons

p.8

**3. TAKING ACTION: Response Activities** (choose from among these activities)

★ = short &amp; simple lesson plan

Response Activities	Choose one or more activities appropriate for your children, based on classroom time and developmental needs. <b>Add the Discussion Sheet to any activity for deeper learning.</b> ★
<b>Bible Verse Memory Game</b>  <i>game directions, Appendix B</i>	<p>Though listed with the opening activities, you may choose to use this Bible verse game here instead (or as a repeat).</p> <ul style="list-style-type: none"> <li>• Lesson 1 Game: Animal Cube</li> <li>• Lesson 2 Game: Simon Says How</li> <li>• Lesson 3 Game: Bean Bag Catch</li> <li>• Lesson 4 Game: Slap, Clap and Stack</li> <li>• Lesson 5 Game: Freeze 'n' Say</li> </ul> <p>Use the Discussion Sheet with these activities for even deeper learning ★</p> <p>Unit Discussion Questions for Activities Discussion Questions</p>
<b>Music, Movement &amp; Memory Activity</b>  <i>game directions, Appendix B</i>	<p>A music activity that uses the songs from the Bible Truth and Big Question unit.</p> <ul style="list-style-type: none"> <li>• HSK Songs for Unit, plus:</li> <li>• Lesson 1 Activity: Musical Squares</li> <li>• Lesson 2 Activity: Lullabies, Bells and Lions</li> <li>• Lesson 3 Activity: Thumping Drums</li> <li>• Lesson 4 Activity: Say, Spring Up and Shout</li> <li>• Lesson 5 Activity: Freeze Frame</li> </ul> <p>Use the Discussion Sheet with these activities for even deeper learning ★</p> <p>Unit Discussion Questions for Activities Discussion Questions</p>
<b>Bible Story Review Game</b>  <i>game directions, Appendix B</i>	<p>A game that uses the storyboard pictures from the story to review the story.</p> <ul style="list-style-type: none"> <li>• Lesson 1 Game: Treasure Hunt</li> <li>• Lesson 2 Game: Take Me through the Tunnel</li> <li>• Lesson 3 Game: Missing in Action</li> <li>• Lesson 4 Game: Hide 'n' Seek Kids Clue Hunt</li> <li>• Lesson 5 Game: Who's Inside?</li> </ul> <p>Use the Discussion Sheet with these activities for even deeper learning ★</p> <p>Unit Discussion Questions for Activities Discussion Questions</p>
<b>Coloring Pages/ Take Home Sheets</b>  <i>in Appendix C</i>	<p>A coloring page related to the lesson assignment questions is provided for each lesson. On the back of each are the key concepts, a few questions and a song for parents to use with their children. (If desired, include a copy of the Bible story with the Take Home Sheet.)</p> <p>NOTE: Upgrade your coloring sheet to a more interesting craft by offering simple embellishments, such as jiggly eyes, craft sand, glitter, glitter glue, colored paper dots (made with a hole punch), fabric scraps, etc. Make cut-to-size glued-on clothes, hair, etc for characters by using a copy of the coloring sheet, cutting out the selected portions and making them the patterns for whatever you want to cut out of fabric, paper, foil, etc.</p> <p>★</p> <ul style="list-style-type: none"> <li>• Lesson 1 Coloring Sheet Emphasis: Bible Truth</li> <li>• Lesson 2 Coloring Sheet Emphasis: Bible Verse</li> <li>• Lesson 3 Coloring Sheet Emphasis: Bible Truth</li> <li>• Lesson 4 Coloring Sheet Emphasis: ACTS Prayer</li> <li>• Lesson 5 Coloring Sheet Emphasis: The Gospel</li> </ul> <p>Use the Discussion Sheet with these activities for even deeper learning ★</p> <p>Unit Discussion Questions for Activities Discussion Questions</p>
<b>Extra Crafts: Big Question Craft</b>  <i>in Appendix C</i>	<p><b>These crafts are slightly more complex than the coloring sheets:</b></p> <p><b>The Big Question Craft</b> is a color, glue and stick craft of the Big Question and Answer.</p> <p>Use the Discussion Sheet with these activities for even deeper learning ★</p> <p>Unit Discussion Questions for Activities Discussion Questions</p>
<b>Bible Verse Craft</b>  <i>in Appendix C</i>	<p><b>The Bible Verse Craft</b> is a craft that gives the Bible verse and explains it, also involving gluing and sticking and a few other, simple craft supplies.</p> <p>Discussion Questions</p>
<b>Bible Story Puzzle</b>  <i>in Appendix C</i>	<p>The <b>Storyboard Picture Placement Page</b> has been made into a puzzle that can be cut out and re-assembled by the children. This provides a nice summary of the story.</p>
<b>Free Play Activities</b>  <i>ideas in Appendix D</i>	<p>★ Offer your own or some of the easy-to-make, free play activities suggested in Appendix D.</p>

# Lesson Plan: Big Question II

use with all FIVE lessons

p.9

## 4. CLOSING CIRCLE TIME *(End-of-session activities for the last 5-10 minutes of class time)*

★ = short & simple lesson plan

<p><b>Transition to Closing Circle</b></p> <p><b>Classroom Song, verse 3</b></p> <p><i>lyrics and sheet music, Appendix A</i></p>	<p><i>Use this song to help the children transition in an orderly fashion. Sing the song, then ask the children to gather with you for Closing Circle Time.</i></p> <p><b>Classroom Song, verse 3</b> <span style="float: right;"><i>HSK NIV Songs 11, track 3</i></span></p> <p>It's time to get ready to go and tell, It's time to get ready to go and tell, Come gather here with me.</p>
<p><b>Closing Circle Time</b></p> <p><b>Classroom Song, verse 4</b></p> <p><i>lyrics and sheet music, Appendix A</i></p>	<p><i>When children are settled in the circle, say:</i></p> <p>"It is almost time for your parents to come pick you up. And do you know what that means? It means.... (draw this out to build anticipation and excitement)...that it's almost time to go home and....it's almost time to...Go and Tell! We have learned some big news about God today. God wants us to take and tell it to the whole world!"</p> <p><b>Classroom Song, verse 4</b> <span style="float: right;"><i>HSK NIV Songs 11, track 4</i></span></p> <p>So what's our big news to go and tell, So what's our big news to go and tell, Can you tell me now?</p>
<p><b>Big News to Tell</b></p> <p><b>Big Question 11</b></p> <p><i>VISUAL AID</i></p> <div data-bbox="253 1016 321 1087" style="border: 1px solid black; background-color: green; color: white; text-align: center; width: 30px; height: 30px; line-height: 30px; margin: 5px auto;">#1</div> <p><i>*found in the HSK Vol. 3 Visual Aids, NIV Book</i></p> <p><i>lyrics and sheet music, Appendix A</i></p>	<p>"Let's see....there's so much big news to tell! There's so much we've learned!</p> <p>Can you tell me the answer to our <b>Big Question: "How Can We Be Saved?"</b> <i>(Show them the Big Question and Answer picture.)</i></p> <p>Say the answer with me: <b>"It Is God's Free Gift!"</b></p> <p><i>(If desired, you can sing the Big Q &amp; A Song.)</i> <span style="float: right;"><i>HSK NIV Songs 11, track 12</i></span></p>
<p><b>Big Question 11 Bible Verse</b></p> <p><i>VISUAL AID</i></p> <div data-bbox="253 1499 321 1570" style="border: 1px solid black; background-color: green; color: white; text-align: center; width: 30px; height: 30px; line-height: 30px; margin: 5px auto;">#2</div> <p><i>*found in the HSK Vol. 3 Visual Aids, NIV Book</i></p> <p><i>lyrics and sheet music, Appendix A</i></p>	<p>"And how do I know this is true? Can you tell me?</p> <p>Say it with me: <b>"The Bible tells me so!"</b></p> <p>That's right!</p> <p>We learned: <b>Romans 6:23:</b> "For the wages of sin is death, but the gift of God is eternal life in Christ Jesus our Lord." <i>(Show them the Bible verse picture.)</i></p> <p>"The Bible tells us that we have all disobeyed God. We have deserve God's punishment. We have earned death--life without God forever. That is so sad! But God has loved us so much that He's provided a way for us to be forgiven our sins and to receive eternal live instead of death. How does He give this to us? It's through Jesus, when we turn away from our sins and trust in Him as our Savior. Thank You, Jesus, for this wonderful, free gift!"</p> <p><i>(If desired, you can sing the Bible verse song.)</i> <span style="float: right;"><i>HSK NIV Songs 11, track 14</i></span></p>

# Lesson Plan: Big Question II

use with all FIVE lessons

p.10

## 4. CLOSING CIRCLE TIME, continued

★ = short & simple lesson plan

<p><b>Closing ACTS Prayer Time</b></p> <p><b>ACTS Prayer Chant</b></p> <p><i>lyrics and sheet music, Appendix A</i></p>	<p><i>Let's ask God to help us to remember this and even tell others this good news. Let's get ready and pray our ACTS prayer.</i></p> <p><i>And what does ACTS mean? Let's sing/say our ACTS Prayer Chant!</i></p> <p><b>ACTS Prayer Chant Song</b> <span style="float: right;"><i>HSK NIV Songs 11, tracks 10,11</i></span></p> <p>A, Adoration: God, we praise You!  C, Confession: Forgive us our sins.  T, Thanksgiving: Thank You for Jesus,  S, Supplication: Help us to live like Him.</p> <p>That's the ACTS prayer, my friend,  Bow head, Close your eyes, Shhh,  Let's begin!</p>
<p><b>Closing ACTS Prayer</b></p>	<p>"Let's pray!"</p> <p><i>Lead the children in the ACTS prayer for this unit.</i></p> <p><b>A</b> We praise You, God for being our Savior, who came to rescue us from our sins as Your free gift.</p> <p><b>C</b> God, we know we choose to disobey You and Your good laws. We need a Savior. Please forgive us and help us to live for You.</p> <p><b>T</b> Thank You for sending Jesus to be the Savior we need. We could never save ourselves!</p> <p><b>S</b> God, work in our hearts. Help us to turn away from disobeying You. Help us to trust in Jesus as our own Savior. We want Your free gift!</p> <p>In Jesus' name we pray. Amen.</p>
<h2>5. TAKING IT HOME <i>(Take Home Sheet)</i></h2>	
<p><b>Clean up and Dismissal</b></p>	<p>★ "Now it's time to work together and clean up."  <i>Have the children join you in cleaning up the room.</i></p>
<p><b>Coloring Pages/ Take Home Sheets</b></p> <p><i>in Appendix C</i></p>	<p>★ <i>Give out the craft/take home sheet and any other papers from the session, as you dismiss children from class.</i></p> <p><i>(Reminder: The back side of the coloring page is the take home sheet for each lesson.)</i></p>
<p><b>Bible Story to Take-Home</b></p> <p><i>in Appendix C</i></p>	<p>You may also want to include a copy of the story along with the take home sheet. (However, each coloring sheet/take home sheet includes a note to parents telling them where they can download the story from the Parent Resources section on the website.</p>

# Big Question II Bible Story

use with all FIVE lessons

Place  
story in

take out

p.l

## The Case of the Most Important Question

Acts 16



of BQB

### Story-telling Tips

Ahead of time:

1. Read the Bible verses and story. Pray!
2. Choose story action cues and/or prepare storyboard pictures, if using. (Included in Visual Aids book)
3. Practice telling story with the pictures, timing your presentation. Shorten, if necessary to fit your allotted time.

During your presentation:

1. Maintain as much eye contact as possible as you tell the story.
2. Put up storyboard figures/add story action cues as you tell the story. Allow the children to help you put them on the board, if desired.
3. Include the children in your story with a few questions about what they think will happen or words/concepts that might be new to them.
4. Watch the kids for signs that their attention span has been reached. Shorten, if necessary.

### INTRODUCTION/ LISTENING ASSIGNMENTS

**"Our story is called: The Case of the Most Important Question. Here is your listening assignment... "**

*Read from Detective Dan's Listening Assignment signs, but questions are summarized below:*

#### **Detective Dan's Lesson #1 Listening Assignment:**

As you listen to the story, see if you can figure out:

1. Who had one, important question?
2. What was the question?

#### **Detective Dan's Lesson #2 Listening Assignment:**

Our Bible verse is Romans 6:23: "For the wages of sin is death, but the gift of God is eternal life in Christ Jesus our Lord."

As you listen to the story, see if you can figure out:

1. Who was worried about his sins?
2. How did he find out about the gift of being saved through Jesus? Did he receive it?

#### **Detective Dan's Lesson #3 Listening Assignment:**

I found four clues, but one of them is NOT in the story.

They are: a broken building; a earthquake; big sticks; and a rat.

Hold up each of the four pictures for the children to see as you identify them. Better yet, put them up on your flannelgraph board, off to one side.

I need to know:

1. Which picture was not in the story?
2. How were the other three things important in our story?

#### **Detective Dan's Lesson #4 Listening Assignment:**

As you listen to the story, see if you can figure out:

1. Who confessed their sins to God--that is, who told God they were sorry for disobeying Him and asked for God's forgiveness?
2. What did God do for this man?

#### **Detective Dan's Lesson #5 Listening Assignment:**

As you listen to the story, see if you can figure out:

1. What were Paul and Silas doing that got them into trouble?
2. Did they stop doing it, even after they got in trouble? Why or why not?

### **Read the questions, THEN SAY,**

"Ok, Hide 'n' Seekers! Put on your best listening ears and see if you can hear the answers to Detective Dan's questions. When I finish telling the story, we will see if we can answer all the questions."

# Big Question II Bible Story

use with all FIVE lessons

p.2

## “The Case of the Most Important Question” Acts 16

*Story with lines separating paragraphs (text in bold, optional interaction cues in italics)*

**One night in Troas, as Paul was sleeping, Jesus spoke to him in a dream, “Go tell the Greek people about Me.” Paul obeyed Jesus. So off went Paul and his friend, Silas. They sailed across the Mediterranean Sea and went up to the big city of Philippi.**

**Now, many people went to Philippi because of the goldmines in the mountains. These people wanted to be rich, rich, rich. But God wanted to give the people something even better than lots of gold. Do you know what He wanted to give them?**

*Can you guess?*

**God wanted to give the people in Philippi eternal life through Jesus! We call this the gospel --the good news of God. The people of Philippi needed this good news very much. That’s because they, like you and me and everyone else in the whole world, were sinners. They had all chosen to disobey God and deserved His punishment. But God chose to make a way to save them (and us), through Jesus! On the cross, Jesus paid for our sins with His perfect life, so we could be forgiven by God. And then, Jesus rose to life after being dead three days! He had beaten sin and death for God’s people, and this proved it!**

**Now, God was sending Paul to tell the Philippian people this wonderful news, so they might turn away from disobeying God and trust in Jesus their Savior. Then God would forgive their sins and they would be His dearly loved people forever... and that is far, far, FAR better than gold!**

**When Paul and Silas arrived in Philippi, they went down to the river. They shared the gospel with the people gathering there to worship God. Some, like Lydia, listened and believed.**

**But back in town, others were angry. They didn’t this gospel was good news at all!**

*Can you make an angry face? That’s how those people felt about Paul and Silas.*

**They hit Paul and Silas with big sticks. They hurt all over. Ouch! Ouch! Ouch!**

*Can you say “ouch” like you are hurting all over your body?*

**They took Paul and Silas and put them in jail. They threw them in a dark room and tied up their feet.**

**Paul and Silas should have been crying. Boo, hoo! Boo, hoo! Their bodies hurt so much. Ouch, ouch, ouch!**

*Rub eyes as say, “Boo, hoo!” and hold body and say “Ouch!”*

**But Paul and Silas weren’t crying! Do you know what they were doing? They were praying and singing to God. “Praise God! Praise God!” they sang.**

*Let’s help Paul and Silas praise God: “Praise God! Praise God!”*

**Their bodies hurt. Ouch! Ouch! Ouch! BUT, their hearts were happy! “We’re happy we get to tell others about Jesus, even if we get hurt,” Paul and Saul exclaimed. “We want people to hear how they can be saved. We know God will take care of us,” they believed.**

*Do you think God would take care of them? Yes, He would. What do you think God did next?*

**Paul and Silas were right! God DID take care of them! Suddenly, the room shook and Paul and Silas’ chains shook. Their bodies shook, too! Why, everything shook, shook, shook! And then, the ground split wide open! What was going on?!**

# Big Question II Bible Story

use with all FIVE lessons

p.3

*Story with lines separating paragraphs (text in bold, optional interaction cues in italics)*

**God had sent a HUGE earthquake!**

**The earthquake shook and shook and shook! It shook everything so much that the walls of Paul and Silas' room tumbled down.**

*Can you help me make the ground shake? Stomp your feet!*

**Their feet came loose from the chains... and THEY WERE FREE!**

*Can you make your feet move fast (in place) like you are running?*

**Now Paul and Silas could get away from the angry people who hurt them! "Run away, Paul! Run away, Silas! You can be free!"**

**But what's this? But Paul and Silas did NOT run away! Instead, they went right up to the jailer man. Wasn't he the one who had put them in that dark room and tied up their legs? What were Paul and Silas thinking!**

*What do you think they were going to do instead of run away?*

**Why weren't they running away? Because God had sent Paul and Silas to Philippi to give the people that gift that was better than gold and anything else. Can you remember what that gift was?**

*Can you remember? Eternal life!*

**God was about to use Paul and Silas to give that man that very wonderful gift of eternal life.**

**The jailer man fell down before Paul and Silas, trembling.**

*Can you make your body shake like you were trembling?*

**He had a big question for them. "Tell me, Paul. Tell me, Silas. What must I do to be saved?" the man asked them.**

**Paul and Silas were so happy! Here was someone else who wanted to hear about Jesus! "WE'D LOVE TO TELL YOU!" Paul and Silas said. They told the man the wonderful good news of Jesus--the gospel!**

**"Ask God to forgive your sins. Turn away from disobeying Him," Paul told the jailer man. "Ask Jesus to be your Savior. Yes, repent of your sins and believe in Jesus as your Savior, and God will save you. It is His free gift!" Paul exclaimed.**

**The Holy Spirit worked in that jailer man's heart as he listened to Paul and Silas. And do you know what that man did, right then and there? He asked God to forgive his sins. He turned away from disobeying God. He asked Jesus to be his Savior. Yes, right then and there, the Holy Spirit helped that man repent of his sins and trust in Jesus as his Savior.**

**And do you know what GOD did, right then and there? God forgave that jailer man and saved him through Jesus! This man had been a sad, trembling man, but not any longer! Now he was a happy, happy man! God had saved him through Jesus that very night! Paul and Silas were very happy, too! They praised God for getting to tell about His wonderful free gift of forgiveness through Jesus, and for seeing this man receive it!**

*Let's cheer really loud!" Yay!*

<b>Big Question II Bible Story</b>	use with all FIVE lessons <span style="float: right;">p.4</span>
<p><b>Cracking the Case:</b> (story wrap-up for Listening Assignments)</p> <p>It's time to see how we did with our Listening Assignment.</p> <p><b>Detective Dan's Lesson #1 Listening Assignment:</b> As you listen to the story, see if you can figure out:</p> <p><b>1. Who had the most important question?</b> The jailer.  <b>2. What was the question? Why was it so important?</b>                      "What must I do to be saved?" is the question, and it is so important because we all need to be saved.</p> <p><b>For You and Me:</b> The jailer was right. His question was a very big question and it was a very good question. It's a question we all need to know the answer to. What was the answer Paul gave the man? He told him to turn away from disobeying God and to ask God to for forgiveness. He told him to trust in Jesus as his Savior. This is called repenting and believing. The man did this and he was saved! God will saved us, too, if we repent of our sins and trust in Jesus as our Savior.</p>	<p>amazed and asked Paul what he must to do be saved. Paul shared the gospel with him, and the jailer was was saved!</p> <p><b>For You and Me:</b> God is control over everything in this world. He uses it all for His good plans...even earthquakes and enemies! Paul and Silas knew they could trust God. So can we, when like the jailer, we turn away from our sins and trust in Jesus as our Savior. Then, as God's dearly loved people, we know He will use everything in our lives for the good, too.</p>
<p><b>Detective Dan's Lesson #2 Listening Assignment:</b> Our Bible verse is Romans 6:23: "For the wages of sin is death, but the gift of God is eternal life in Christ Jesus our Lord."</p> <p>As you listen to the story, see if you can figure out:</p> <p><b>1. Who was worried about his sins?</b> The jailer.  <b>2. How did he find out about the gift of being saved through Jesus? Did he receive it?</b> Paul told the jailer when he asked him. Yes, he did! He receive it! repented of his sins and trusted in Jesus that very night he heard it!</p> <p><b>For You and Me:</b> That jailer isn't the only one who has sins to think about. We all have disobeyed God. We all need His forgiveness, if we are to know God and enjoy eternal life with Him. Just like the jailer, we can receive that wonderful gift of eternal life, when we turn away from our sins and trust in Jesus as our Savior.</p>	<p><b>Detective Dan's Lesson #4 Listening Assignment:</b> As you listen to the story, see if you can figure out:</p> <p><b>1. Who confessed their sins to God--that is, who told God they were sorry for disobeying Him and asked for God's forgiveness? Who turned away from disobeying God and trusted in Jesus as his Savior?</b> The jailer did.  <b>2. What did God do for this man?</b> God forgave the jailer and made him one of His dearly loved people.</p> <p><b>For You and Me:</b> God delighted to hear that jailer's prayer! He was happy to forgive his sins and make him one of His people. The same can be true for us. God wants to hear us tell Him how we have disobeyed Him and ask for His forgiveness. He loves to help us to turn away from our sins and trust in Jesus as our Savior.</p>
<p><b>Detective Dan's Lesson #3 Listening Assignment:</b> I found four clues, but one of them is NOT in the story. They are: a broken building; a earthquake; big sticks; and a rat.</p> <p><b>1. Which of the three pictures belong in the story and which one does not?</b> The rat does not.  <b>2. How were the other three things important in our story?</b> Paul and Silas got in trouble for telling the good news of Jesus. They were hurt with big sticks and put in prison. God sent an earthquake that shook the ground and broke the jail building. Paul and Silas could run away, but instead they went to the jailer. The jailer was</p>	<p><b>Detective Dan's Lesson #5 Listening Assignment:</b> As you listen to the story, see if you can figure out:</p> <p><b>1. What were Paul and Silas doing that got them into trouble?</b> They were telling the good news of Jesus.  <b>2. Did they stop doing it, even after they got in trouble? Why or why not?</b> They did not stop. They even told the jailer who hurt them with the sticks and had them put in jail! This was the most important message that everyone needed to know. Nothing would stop Paul and Silas from telling it!</p> <p><b>For You and Me:</b> The good news of Jesus is as important to us as it was to the people back in Paul and Silas' time. We all still need to hear it, believe it, and tell it! We all need to turn away from disobeying God and trust in Jesus as our Savior. God will help us. Ask Him! He loves to answer this prayer!</p>

# Big Question II Bible Story

use with all FIVE lessons

p.5

## The Gospel (story wrap-up if NOT using Listening Assignments)

### Our Bible Truth is:

### How Can We Be Saved?

### It Is God's Free Gift!

We all need God's free gift of salvation through Jesus, just like the man in our story. Why? Because ALL of us disobey God! We are ALL sinners! We need God to save us from the punishment we deserve for disobeying Him!

How can WE be saved? It's just like Paul and Silas told the man in our story: "Say 'sorry' to God for disobeying Him. Say 'no' to sin. Ask Jesus to be your Savior, and God will forgive you and save you. It is His free gift!"

Yes! When we turn away from disobeying God and trust in Jesus as our Savior, God will forgive us... and save us!

What a wonderful beginning that will be! We will get to know Him in our hearts now. Then one day, we will go to live happily with God forever.

Let's thank God and praise God right now for sending Jesus to save us! Let's ask Him to help us to say sorry to Him and trust in Jesus as our own Savior.

*Close in prayer.*

## Closing Unit 11 ACTS Prayer

A=Adoration C=Confession T=Thanksgiving  
S=Supplication

- A** We praise You, God for being our Savior, who came to rescue us from our sins as Your free gift.
- C** God, we know we choose to disobey You and Your good laws. We need a Savior. Please forgive us and help us to live for You.
- T** Thank You for sending Jesus to be the Savior we need. We could never save ourselves!
- S** God, work in our hearts. Help us to turn away from disobeying You. Help us to trust in Jesus as our own Savior. We want Your free gift!

In Jesus' name we pray, Amen.

***Return to page 7 of the Lesson Plan for the script of the rest of this lesson.***



# Unit 11 Hide 'N' Seek Discussion Sheet

use with all FIVE lessons

Use with all  
response activities  
for deeper learning



P.1

Questions to aid discussion of the key concepts and for use in games

Be familiar with these questions and answers. Look for opportunities to ask questions and talk about their answers, such as while the children work on their coloring pages, as part of their games, or during play time. Remember: your goal isn't to ask all these questions or to only talk to the children about these things. It is to be deliberate in having good conversations with them, as natural opportunities arise.

<b>BIG QUESTION</b>	How Can We Be Saved? It Is God's Free Gift!
<b>Meaning</b>	We have all disobeyed God. We have all lost the wonderful special closeness with God that He created us to have with Him. No matter how hard we try, we can never be good enough to win back special closeness with God. No, we can't save ourselves, but God can. That's why He sent Jesus: to save us as a free gift from Him. God promises to forgive the sins of all who turn away from disobeying Him and trust in Jesus as their Savior. God will give them special closeness with Himself right now. Then one day, He will take them to live with Him forever. This is the free gift God offers to you and me, too. God is so kind to us!
<b>Discussion Questions</b>	<p><i>choose a few</i></p> <ol style="list-style-type: none"> <li>1. How can we be saved? <i>It is God's free gift.</i></li> <li>2. Who has disobeyed God? <i>We all have.</i></li> <li>3. What happened to the special closeness with God that God created us to have? <i>We lost it because we are sinners.</i></li> <li>4. Can we ever be good enough to win back special closeness with God? <i>No, we cannot.</i></li> <li>5. Who did God send as a free gift to save us? <i>Jesus.</i></li> <li>6. What must we do to receive God's free gift of salvation? <i>Turn away from disobeying God and trust in Jesus as our Savior.</i></li> <li>7. What does God promise to all who do this? <i>Forgive them for disobeying Him and give them special closeness with Him even now. Then, after their bodies die, He will bring them to live with Him, happy forever!</i></li> </ol>
<b>THE GOSPEL</b>	<p>How CAN we be saved? What is the good news of Jesus? What's the gospel?</p> <p><i>The LORD is the one, true God. We should all obey Him. But, we all say "no" to God and we deserve God's punishment! How sad! But, oh, how kind is the LORD! He sent His Son, Jesus, to save us! Jesus lived a perfect life. Then, He offered it up as the full payment for our sins when He suffered and died on the cross. Jesus didn't stay dead. On Day Three, Jesus rose from the dead, proving He had beaten sin and death for God's people. We can become God's people, too, if we turn away from our sins and trust in Jesus as our Savior. If we do, God will forgive our sins and save us! His Holy Spirit will live in our hearts, helping us to know God right now. And one day, we will go to live with God in heaven forever. Ask God to help you trust in Jesus. He loves to answer this prayer.</i></p>

Questions to aid discussion of the key concepts and for use in games

<b>BIBLE VERSE</b>	<p>"For the wages of sin is death, but the free gift of God is eternal life in Christ Jesus our Lord." Romans 6:23</p>
<b>Meaning</b>	<p>We all want to have eternal life. That is, we all want to know and enjoy God and all of His love forever. But the sad truth is that none of us deserve it. We have all turned away from God and His good ways. We all deserve God's punishment, not wonderful life with Him. But God, in His amazing mercy, sent His Son, Jesus, to live the perfect life we have never lived. He took the punishment we deserve for our sins. When we turn away from our sins and trust in Jesus as our Savior, He gives us the free gift of eternal life. How good is God to sinners, like you and me!</p>
<b>Discussion Questions</b>	<p><i>choose a few</i></p> <ol style="list-style-type: none"> <li>1. What are wages? <i>They are pay we get when we work at something.</i></li> <li>2. What are the wages of sin? That is, what do we get when we disobey God? <i>Death! Not eternal life at all!</i></li> <li>3. What is eternal life? <i>Eternal life means to live happily with God forever. It's the most wonderful thing in the whole world and it will never, ever end.</i></li> <li>4. How can we have eternal life? <i>It is God's free gift to us, when we turn away from disobeying Him and trust in Jesus as our Savior.</i></li> <li>5. <i>Can we act really good and be very kind to everyone and obey our parents all the time... and deserve God's eternal life? No, we can't. We can't ever do enough or be good enough to earn God's eternal life.</i></li> <li>6. Who do we need to save us? <i>We need Jesus to be our Savior. He took the punishment for all our disobeying God so that we can know God and be His forever.</i></li> <li>7. Who can help us ask for this free gift from God? <i>God loves to help you. Just ask Him! Your teachers would love to help you, too.</i></li> </ol>
<b>BIBLE STORY</b>	<p><b>The Case of the Most Important Question</b></p>
<b>Discussion Questions</b>	<p><i>choose a few</i></p> <ol style="list-style-type: none"> <li>1. Why did Paul and Silas hurt so much? <i>Their enemies hit them with big sticks.</i></li> <li>2. What did Paul and Silas do that got them in trouble with their enemies? <i>They were telling people about Jesus.</i></li> <li>3. Where did their enemies put them after they hurt them with the big sticks? <i>They put them in jail.</i></li> <li>4. What did Paul and Silas do when they went to jail? <i>They sang to God and praised Him for letting them tell others about Jesus. They loved God so much!</i></li> <li>5. How did Paul and Silas get out of jail? <i>God sent a big earthquake that shook the ground and broke up the building and even their chains.</i></li> <li>6. What did Paul and Silas do when the building broke open and their chains fell off? <i>They didn't run away, but went to the jailer and told them they were not going to try to escape.</i></li> <li>7. What important question did the jailer ask Paul and Silas? <i>He asked them what he needed to do to be saved.</i></li> <li>8. What did Paul tell the jailer he needed to do to be saved? <i>He told him to turn away from disobeying God and trust in Jesus as his Savior.</i></li> <li>9. Did the jailer do when Paul told him how to be saved? <i>He prayed to God right then and there. He turned away from disobeying God and trusted in Jesus as his Savior.</i></li> <li>10. What did God do when the jailer prayed to Him? <i>He forgave the jailer's sins and made him one of His dearly loved people.</i></li> <li>11. Can we be saved, too, like the jailer? <i>Yes, we can. When we turn away from our sins and trust in Jesus as our Savior. God will help us if we ask Him. He loves to do this!</i></li> </ol>