

Hide 'n' Seek Kids

Unit 14 Visual Aids



About Hide 'n' Seek Kids Visual Aids

How Are They Used?



The Hide 'n' Seek Kids Visual Aids book is a companion resource to be used alongside the Hide 'n' Seek Kids Core Curriculum book for each unit. These colorful pictures are used in presenting the key concepts; telling the Bible stories; and, in playing the Bible Story Review games.

What Do They Include?



There are four different resources included in this book:

- 1. Key Concept Visual Aids**-- colorful signs of the Big Question and Answer, the Bible Truth, the Bible verse, and the Listening Assignments to use with the 3 lessons for each Bible Truth.
- 2. The Story Scenes, themselves.** Notice that each scene is numbered and that there is a brief summary of the story that corresponds to the picture. You can actually just tell the story in a simple way by using only the text at the bottom of each Story Scene.
- 3. Directions** for making the Hide 'n' Seek Kids "Bible" Folder and the **back/front images** to paste in place when making it. (Larger back/front images are found online with the curriculum.)
- 4. Directions** for how to make a homemade flannelgraph storyboard and sturdy Story Scene pictures are found in the back of this book.

Ready, Set, Rip It Out!



This book is meant to be ripped up and made into your visual aids. The key concept signs can be cut out and laminated or slipped into sheet protectors. The Story Scenes can be put in sheet protectors or laminated, too.

Store It!



Hide 'n' Seek Kids is a curriculum that can be used over and over. Store your visual aids and storyboard pictures after using them and they will serve you for many years. We store ours in manilla envelopes and then put them (along with all the rest of the curriculum) in magazine files, labelled by Bible Truth. If you have multiple classes using the curriculum, store each set of resources in separate manilla envelopes. This will make prep much simpler, second time around.

Replacement Story Scene Pictures



You can always purchase this book again or simply go online and print out any scenes that go missing.

Other Options



You can also choose to tell the story in a more traditional flannelgraph way by using your own flannelgraph figures or by purchasing/free downloading the Storyboard Pictures (large and small format size available). This is more complex and requires more preparation, but some love it. And, it does allow for kids to interact more by helping to place pictures up on the board as you tell the story.

Unit 14 Overview of Key Concepts

UNIT 14: The God Who Delights in Our Prayers

Unit Big Question (and Answer): "How Does God Want Us to Pray?
Every Night and Day!"

Meaning:

Prayer is talking and listening to God. It's how God's people enjoy more of the special closeness they have with Him. It is a little bit like the forever happiness they will have with God when they live with Him in heaven.

God's people pray to God every night and day...and many times in between. There is so much to talk to Him about and God always wants to listen!

God's people tell God how wonderful He is. They say sorry for how they have disobeyed Him. They thank Him for all He's done for them and others. They ask Him to do great things. God's people want to stay close to God because He is the most wonderful person anyone can ever know. How happy they are that He is always there to listen and to help them! We can be God's people, too, when we turn away from our sins and trust in Jesus as our Savior.

Unit 14 Bible Verse: Philippians 4:5,6, ESV

"The Lord is at hand; do not be anxious about anything, but in everything by prayer and supplication with thanksgiving let your requests be made known to God."

Meaning:

God delights to hear our prayers! He loves to answer those who turn to Him and trust in Jesus as their Savior! He tells them that they never need to be anxious about anything. They can come to Him with all their needs and requests. He promises to answer their prayers with what is best, in the best way, and at the best time. Many times, God's people have to wait for God's answer to their prayers. Even then, God promises to give them peace in their hearts and minds, as they wait. He loves them and will take care of everything!

Unit 14 ACTS Prayer

- A** We praise You, God, for being the One, True God who delights to hear our prayers.
- C** God, we confess that like even though You love to hear our prayers, many times we do not take time to talk with You. We forget You or think we don't really need You. Please forgive us. We need a Savior!
- T** Thank You, God, for always hearing our prayers and never getting tired of listening. Thank You for caring about us so much. Thank You for answering so many prayers, every day.
- S** God, work in our hearts. Help us to turn away from disobeying You. Help us to trust in Jesus to save us from our sins. Help us to pray to You as we go through our day. Help us to know You are near and love to hear us when we talk to You. Help us to live our lives for You.
In Jesus' name we pray, Amen.

Unit 14 Story

The Case of the Man and the Big Teeth

Daniel 6

Songs Used in Unit 14 *listen to or download songs for free at <https://praisefactory.org: Hide n Seek Kids Music page>*

Big Q & A 14 Song

Big Question 14 Song: How Does God Want Us to Pray?

Unit 14 Bible Verse Song: Don't Be Anxious Philippians 4:5-6, ESV

Extra Unit 14 Bible Verse Song: The Lord Is at Hand Philippians 4:5-6, ESV

Extra Unit 14 Bible Verse Song: At Hand Philippians 4:5-6, ESV

Extra Unit 14 Bible Verse Song: When You Pray Say Father Luke 11:2-4, ESV

Unit 14 Hymn: What a Friend We Have in Jesus v.1

Hide 'n' Seek Kids ESV Songs 14 Track Numbers

This is a listing of all songs mentioned in the unit curriculum. You may or may not choose to use all of the songs. They are listed in easy-reference order--NOT in the order used in the curriculum.

You may choose to simply burn a CD/load them onto an mp3 device in this order. Or, you may want to do what we do: choose the songs we want to use and create a play list of them in that order. Then, we burn a CD/upload the play list onto an mp3 device. A teacher only has to click forward to the next song, instead of hunting for the right track. The track number have been included as part of the title of each song, so teachers will still have a reference to the track number listed in the curriculum (same as those listed below), even if you change the order on your customized play list.

SONGS USED EVERY UNIT OF THE CURRICULUM

- 1 The Classroom Song v.1
- 2 The Classroom Song v.2
- 3 The Classroom Song v.3
- 4 The Classroom Song v.4
- 5 Hide 'n' Seek Kids Theme Song
- 6 The Classroom Rules Song
- 7 Let's Pray Song
- 8 The Big Question Box Song
- 9 The Bible Chant Song
- 10 ACTS Prayer Song (Short Version)
- 11 ACTS Prayer Song (Full Version)

Why the Extra Songs?

Hide 'n' Seek Kids is a curriculum used by children of different ages. Sometimes one of the other songs is a better fit for your kids. Or, you may simply want to teach them more songs on the same Bible Truth. Use as many or as few as you want.

UNIT 14: THE GOD WHO DELIGHTS IN OUR PRAYERS

- 12 Big Q & A 14 Song
- 13 Big Question 14 Song: How Does God Want Us to Pray?
- 14 Unit 14 Bible Verse Song: Don't Be Anxious Philippians 4:5-6, ESV
- 14 T* Unit 14 Bible Verse Song: Don't Be Anxious Philippians 4:5-6, ESV
- 15 Extra Unit 14 Bible Verse Song: *The Lord Is at Hand Philippians 4:5-6, ESV*
- 16 Extra Unit 14 Bible Verse Song: *At Hand Philippians 4:5-6, ESV*
- 17 Extra Unit 14 Bible Verse Song: *When You Pray Say Father Luke 11, Matthew 6, ESV*
- 18 Unit 14 Hymn: What a Friend We Have in Jesus v.1
- 19 Unit 14 Praise Song: Lord, I Want to Be a Christian

*T = Tidbit Shortest version of the Bible verse song

listen to or download songs for free at <https://praisefactory.org: Hide n Seek Kids Music page>

The Case of the Man with the Big Teeth

Daniel 6



of BQB

Story-telling Tips

Ahead of time:

1. Read the Bible verses and story. Pray!
2. Choose story action cues and/or prepare Story Scenes, if using. (Included in the Visual Aids books)
3. Practice telling story with the Story Scenes, timing your presentation. Shorten, if necessary.

During your presentation:

1. Maintain as much eye contact as possible as you tell the story.
2. Put up Story Scenes/add story action cues as you tell the story. Allow the children to help you put them on the board, if desired.
3. Include the children in your story with a few questions about what they think will happen or words/concepts that might be new to them.
4. Watch the kids for signs that their attention span has been reached. Shorten, if necessary.

INTRODUCTION/ LISTENING ASSIGNMENTS

“Our story is called: The Case of the Man with the Big Teeth. Here is your listening assignment...”

Read from Detective Dan’s Listening Assignment signs, but questions are summarized below:

Detective Dan’s Lesson #1 Listening Assignment:

I need to find out:

1. Who had big teeth and who was the man who was with them?
2. Who did the man ask for help and did He help him?

Detective Dan’s Lesson #2 Listening Assignment:

Our Bible verse is Philippians 4:5,6: “The Lord is at hand; do not be anxious about anything, but in everything by prayer and supplication with thanksgiving let your requests be made known to God.”

As you listen to the story, see if you can figure out:

1. To be anxious is to be worried and afraid. Who could have been very anxious in our story?
2. What did he do instead of being anxious? What did the LORD do for him?

Detective Dan’s Lesson #3 Listening Assignment:

I found four clues, but one of them is NOT in the story.

They are: A king, a lion, a pizza and an angel.

Hold up each of the four pictures for the children to see as you identify them. Better yet, put them up on your flannelgraph board, off to one side.

I need to know:

1. Which of these things was not in our story today?
2. How were the other three things important in our story?

Detective Dan’s Lesson #4 Listening Assignment:

As you listen to the story, see if you can figure out:

1. Who loved to pray to the LORD every night and day?
2. What did he praise the LORD for being?

Detective Dan’s Lesson #5 Listening Assignment:

As you listen to the story, see if you can figure out:

1. Who needed rescuing from big teeth? Who rescued him?
2. All people need to be rescued from their sins. Who can rescue us?

Read the questions, THEN SAY,

“Ok, Hide ‘n’ Seekers! Put on your best listening ears and see if you can hear the answers to Detective Dan’s questions. When I finish telling the story, we will see if we can answer all the questions.”

"The Case of the Man with the Big Teeth" Daniel 6

Story with lines separating paragraphs (text in bold, optional interaction cues in italics)

Daniel loved the LORD. He loved to live for Him and talk to Him. Daniel would go to the Temple in Jerusalem and pray to the LORD.

What did he pray? He prayed things like this:

"Oh, LORD, You are the one, true God, I praise You!" *Can you stretch your hands up to praise God?*

"Oh, LORD, You are so good to Your people! I thank You!" *Can you clap your hands to thank God?*

"Oh, LORD, you are God, help me live for you!" *Can you put your hands together to ask God for help?*

Yes, Daniel was a man who loved the LORD. He was a man who prayed every night and day.

But one day, enemies came and broke down Jerusalem and its beautiful Temple. They took Daniel and many other people to their country-- a land called Babylon. They made them work hard for them.

Now, the people in Babylon didn't worship the LORD. They worshipped other gods. Why, some even worshipped the king! What would Daniel do? He was far from his home in Jerusalem where people prayed to the LORD and worshipped Him. Would he stop worshipping the LORD? Would he worship the gods of Babylon or even the king of Babylon, instead of the LORD?

No, Daniel would not! He would work hard for the king, but he would keep on loving the LORD. He would live for Him, and he would pray to Him, every night and day, even in Babylon.

Daniel was given a job working for the king, himself. Daniel worked so hard for the king that he became the king's best worker. The king liked Daniel most of all, and this made the king's other workers mad! They were so jealous of Daniel that they planned a tricky trick to get rid of him.

Show me your mad faces! That's how those other workers felt about Daniel.

"Daniel is a good worker and the king knows it. We can't get him in trouble for that," the workers said to each other. "But, ah ha! Daniel prays every night and day to the LORD, that God of his. Let's get him in trouble for that!" they planned.

And that's just what they did! They tricked the king into making a bad rule that said everyone was to worship only the king as god. Whoever worshipped anyone other than the king, would be thrown to hungry lions to be eaten up! Yikes!

Can you roar like a hungry lion?

The workers watched and waited to see what Daniel would do. Would he keep praying to the LORD? Would they catch him with their tricky trick? Or, would he start to worship the king?

What do you think Daniel did? Would the bad rule and those hungry lions stop him from praying to the LORD?

Daniel would NOT worship the king! The king was just a man--he was not God! Daniel would keep on loving the LORD, and living for the LORD, and praying to the LORD... every night and day!

Story with lines separating paragraphs (text in bold, optional interaction cues in italics)

The workers watched as Daniel went to his window to pray the LORD. The bad rule and the hungry lions hadn't stopped Daniel from praying! This was their chance to get rid of him! They were happy!

They went to Daniel's room and snatched him away. "Off to the hungry lions with you!" they told Daniel. "Now we will be rid of Daniel, once and for all!" they said to each other.

Daniel was thrown into a big, dark hole, full of snarling lions with hungry, grumbly tummies.

"Roar! Roar! Grumble! Grumble! We need something good to eat!" the lions were thinking in their big, dark hole. "Let's gobble up this man! Yum, yum, yummy in our tummies!"

Can you roar like a hungry, hungry lion?

What would happen to Daniel? Would those lions eat him up? It seemed like they would; but, Daniel kept on doing what he always did. He went on loving the LORD and living for Him.

So, right there in the middle of those snarly lions...with their hungry, grumbly tummies... and their wide-open mouths...with big, sharp teeth, Daniel prayed. He knew the LORD was the one, true God. He could take care of him, even there.

And what did Daniel pray? He prayed things like this:

"Oh, LORD, You are the one, true God, I praise You!" *Can you stretch your hands up to praise God?*

"Oh, LORD, You are so good to Your people! I thank You!" *Can you clap your hands to thank God?*

"Oh, LORD, you are God, help me live for you!" *Can you put your hands together to ask God for help?*

Daniel knew the LORD could help him, even when no one else could! And so, he kept on praying!

The next morning, the king went to the hole. He hoped Daniel wasn't dead. He (remove BG4) opened the top of the hole to check on him, and what did he find? Was Daniel alive? Had the LORD, his God helped him?

What do you think the king saw? Did God answer Daniel's prayers? Did He help Daniel?

Yes, God had helped Daniel! Hurray! Hurray! Daniel was alive!

Let's cheer really loud! Yay!

God had answered Daniel's prayers. He had sent an angel to shut the mouths of those snarly lions with hungry, grumbly tummies. Daniel would not be their breakfast, lunch, or dinner! No, he would NOT!

The king was so happy! He had men lift Daniel out of that pit, and together, Daniel and the king praised the LORD.

Then the king got rid of all those bad workers. He got rid of his bad rule, too. He made a new one instead: "Everyone, worship the LORD, not me!" the king proclaimed. "For who is God like Him! He rescued Daniel from the mouths of hungry lions! He alone should be worshipped! He is the one, true God!"

Cracking the Case (story wrap-up for Listening Assignments)

It's time to see how we did with our Listening Assignment.

Detective Dan's Lesson #1 Listening Assignment:

1. Who had big teeth and who was the man who was with them? Lions. Daniel.

2. Who did the man ask for help and did He help him? The LORD. Daniel asked the LORD for help and answered Daniel's prayers. He even sent an angel to close the lions' mouths.

For You and Me:

Daniel knew the LORD was the one, true God. He knew the LORD could always help him. Nothing was too hard for Him! The LORD is still the one, true God. He still always hears and helps His people. We can be His people, too, when we turn from our sins and trust in Jesus as our Savior.

Detective Dan's Lesson #2 Listening Assignment:

Our Bible verse is Philippians 4:5,6: "The Lord is at hand; do not be anxious about anything, but in everything by prayer and supplication with thanksgiving let your requests be made known to God."

As you listen to the story, see if you can figure out:

1. To be anxious is to be worried and afraid. Who could have been very anxious in our story? Daniel.

2. What did he do instead of being anxious? What did the LORD do for him? Daniel prayed to the LORD. He praised the LORD and thanked Him and asked Him to help him. God answered Daniel's prayers. He saved Daniel. He even sent an angel to close the lions' mouths. Nothing is too hard for the LORD!

For You and Me:

Just like Daniel, we can pray to the LORD about everything. He is the one, true God. There is no other God, but Him! The LORD helped Daniel to keep on praying to Him, no matter what! He can help us to keep on praying to Him, too. He loves to help us. Just ask Him!

Detective Dan's Lesson #3 Listening Assignment:

I found four clues, but one of them is NOT in the story. They are: a king, a lion, a pizza and an angel.

I need to know:

1. Which of these things was not in our story today? A pizza.

2. How were the other three things important in our story? The king listened to his bad helpers and made a law saying no one should pray to anyone but the king. If they broke the law, they would be thrown to the lions. Daniel refused to obey the bad law. He kept on praying to the LORD and was thrown to the lions. But Daniel prayed to the LORD and He sent an angel to shut the lions' mouths and rescued Daniel.

For You and Me:

We might not need to be rescued from the big teeth of big, hungry lions, but we still need the LORD's help each day. He wants us to pray to Him, every night and day. He wants us to keep on talking to Him and asking Him for His help. He loves to hear our prayers!

Detective Dan's Lesson #4 Listening Assignment:

1. Who loved to pray to the LORD every night and day? Daniel.

2. What did he praise the LORD for being? The one, true God.

For You and Me:

Daniel loved to pray to the LORD. There was no one Daniel loved more and wanted to serve more than Him. And how the LORD loved Daniel, too! The LORD loves to hear our prayers, too. He wants us to love Him and serve Him, too. He wants to love us and even save us through Jesus. He wants us to turn away from our sins and trust in Jesus as our Savior.

Detective Dan's Lesson #5 Listening Assignment:

1. Who needed rescuing from big teeth? Who rescued him? Daniel. The LORD did.

2. What do all people need rescuing from? Who can rescue us? We all need to be rescued from sin and death. The LORD can rescue us through Jesus, when we turn from our sins and trust in Jesus as our Savior.

For You and Me:

We can know the LORD and live for Him, like Daniel did. We can become His dearly loved people, too. How? By turning away from our sins and trusting in Jesus as our Savior!

The Gospel (story wrap-up if NOT using Listening Assignments)**Our Bible Truth is:****How Does God Want Us to Pray?
Every Night and Day!**

Daniel was a man who loved God and prayed to Him every night and day... and God heard him and answered him!

God wants us to love Him and pray to Him, too. We can pray to God about everything, but there is something He especially wants us to pray about. He wants us to turn away from our sins and trust in Jesus as our Savior. This is how we can become God's people!

Close in prayer.

Closing Unit 14 ACTS Prayer

A=Adoration C=Confession T=Thanksgiving S=Supplication

- A** We praise You, God, for being the One, True God who delights to hear our prayers.
- C** God, we confess that like even though You love to hear our prayers, many times we do not take time to talk with You. We forget You or think we don't really need You. Please forgive us.
- T** Thank You, God, for always hearing our prayers and never getting tired of listening. Thank You for caring about us so much. Thank You for answering so many prayers, every day.
- S** God, work in our hearts. Help us to turn away from disobeying You. Help us to trust in Jesus to save us from our sins. Help us to pray to You as we go through our day. Help us to know You are near and love to hear us when we talk to You. Help us to live our lives for You.

In Jesus' name we pray, Amen.

***Return to page 7 of the Lesson Plan
for the script of the rest of this lesson.***



How does God want us to pray?



ANSWER:

Every night and day... all the time!

VISUAL
AID

#1

take out



of BQB

The Big Question

Hold up the Big Question sign for all the children to see, and say:

The Big Question we are investigating today is
Big Question Number 14:

How Does God Want Us to Pray?
and the Answer is:
Every Night and Day!

Meaning:

Prayer is talking and listening to God. It's how God's people enjoy more of the special closeness they have with Him. It is a little bit like the forever happiness they will have with God when they live with Him in heaven.

God's people pray to God every night and day...and many times in between. There is so much to talk to Him about and God always wants to listen!

God's people tell God how wonderful He is. They say sorry for how they have disobeyed Him. They thank Him for all He's done for them and others. They ask Him to do great things. God's people want to stay close to God because He is the most wonderful person anyone can ever know. How happy they are that He is always there to listen and to help them! We can be God's people, too, when we turn away from our sins and trust in Jesus as our Savior.

Let's sing our Big Question Song: "

Big Q & A H Song

HSK ESV Songs 14, track 12

(adapted version of "Old MacDonald Had a Farm")

How does God want us to pray?
Ev'ry night and day!
How does God want us to pray?
Ev'ry night and day!
Ev'ry night, ev'ry day,
Ev'ry night, ev'ry day,
Ev'ry night and day!
How does God want us to pray?
Ev'ry night and day!

**“The Lord is at hand;
do not be anxious about anything,**

VISUAL
AID
#2
Place
verse in
HSK
Bible
Folder
HSK Bible
Folder
take out
? of BQB
?



**but in everything
by prayer and supplication with thanksgiving**



**let your requests be made known to God.”
Phlippians 4:5,6 ESV**

Unit 14 Bible Verse

"Who would like to get our Bible verse out of the Big Question Briefcase for me?"

Choose a child to open the briefcase, take out the "Bible" with the Bible Verse in it and hand it to you. Remove the Bible Verse Picture from the "Bible" (held in place by velcro) and hold it up for all the children to see, then say:

Philippians 4:5,6, ESV

"The Lord is at hand; do not be anxious about anything, but in everything by prayer and supplication with thanksgiving let your requests be made known to God."

Meaning:

God delights to hear our prayers! He loves to answer those who turn to Him and trust in Jesus as their Savior! He tells them that they never need to be anxious about anything. They can come to Him with all their needs and requests. He promises to answer their prayers with what is best, in the best way, and at the best time. Many times, God's people have to wait for God's answer to their prayers. Even then, God promises to give them peace in their hearts and minds, as they wait. He loves them and will take care of everything!

"We've said our Bible verse, now let's sing it!"

Don't Be Anxious about

Anything:

Philippians 4:5,6

HSK ESV Songs 14, track 14, 14T

Don't be anxious 'bout anything,
But in everything,
But in everything,
Don't be anxious 'bout anything,
But in everything,
But in everything,
Let your requests be known to God.
Let your requests be known to God,
Let your requests be known to God,
Let your requests be known to God,
Let your requests be known to God,
Let your requests be known to God.
Philippians Four, five and six.

"Now it's time to do a bit more deep down investigating. Let's read Detective Dan wants us to help him figure out. Would someone like to get it out for me?"

VISUAL
AID

Place
verse in



take out

#3

HSK Bible
Folder

Big
Question
of BQB

HSK Bible
Folder



Detective Dan's Listening Assignment #1

Detective Dan's Listening Assignment #1



Hi, Hide 'n' Seek Kids!

I'm working on a brand-new case called:

"The Case of the Man with Big Teeth."

I need to find out:

1. Who had big teeth and who was the man who was with them?

AND

2. Who did the man ask for help and did He help him?

Can you help me? Listen carefully to the story and you might just hear the answers!

Thanks!

Detective Dan

Then say, "Ok, Hide 'n' Seekers! Put on your best listening ears and see if you can hear the answers to Detective Dan's questions. When I finish telling the story, we will see if we can answer all of his questions."

Read the Bible Truth story, putting up the storyboard pictures as you tell it.

At the end of the story, repeat the questions and lead the children in answering them. Present the gospel and close in prayer.

Answers to assignment questions, the gospel and ACTS prayer are also included at the end of the story text.

Answers:

1. **Who had big teeth and who was the man who was with them?** Lions, Daniel.

2. **Who did the man ask for help and did He help him?** The LORD. Daniel asked the LORD for help and answered Daniel's prayers. He even sent an angel to close the lions' mouths.

For You and Me:

Daniel knew the LORD was the one, true God. He knew the LORD could always help him. Nothing was too hard for Him! The LORD is still the one, true God. He still always hears and helps His people. We can be His people, too, when we turn from our sins and trust in Jesus as our Savior.

VISUAL
AID

Place
verse in
take out

#4

HSK Bible
Folder

Big
Question
Bridges
of BQB

HSK Bible
Folder



Detective Dan's Listening Assignment #2

Detective Dan's

Listening Assignment #2



Hi, Hide 'n' Seek Kids!

I'm still working on the case called:

"The Case of the Man with Big Teeth."

Our Bible verse is **Philippians 4:5,6**:

"The Lord is at hand; do not be anxious about anything, but in everything by prayer and supplication with thanksgiving let your requests be made known to God."

I need to find out:

1. To be anxious is to be worried and afraid. Who could have been very anxious in our story?

AND

2. What did he do instead of being anxious? What did the LORD do for him?

Can you help me? Listen carefully to the story and you might just hear the answers!

Thanks for your help!

Detective Dan

Then say. "Ok, Hide 'n' Seekers! Put on your best listening ears and see if you can hear the answers to Detective Dan's questions. When I finish telling the story, we will see if we can answer all of his questions."

Read the Bible Truth story, putting up the storyboard pictures as you tell it. At the end of the story, repeat the questions and lead the children in answering them. Present the gospel and close in prayer.

Answers to assignment questions, the gospel and ACTS prayer are also included at the end of the story text.

Answers:

Our Bible verse is *Philippians 4:5,6*: "The Lord is at hand; do not be

anxious about anything, but in everything by prayer and supplication with thanksgiving let your requests be made known to God."

As you listen to the story, see if you can figure out:

1. To be anxious is to be worried and afraid. Who could have been very anxious in our story? Daniel.

2. What did he do instead of being anxious? What did the LORD do for him? Daniel prayed to the LORD. He praised the LORD and thanked Him and asked Him to help him. God answered Daniel's prayers. He saved Daniel. He even sent an angel to close the lions' mouths. Nothing is too hard for the LORD!

For You and Me:


Just like Daniel, we can pray to the LORD about everything. He is the one, true God. There is no other God, but Him! The LORD helped Daniel to keep on praying to Him, no matter what! He can help us to keep on praying to Him, too. He loves to help us. Just ask Him!

VISUAL
AID
#5A

Place
verse in



take out
of BQB



Detective Dan's Listening Assignment #3

Detective Dan's

Listening Assignment #3



Hi, Hide 'n' Seek Kids!

I'm still working on the case called:

"The Case of the Man with Big Teeth."

I found four clues, but one of them is NOT in the story.
They are: a king; a lion; pizza; and an angel.

Hold up each of the four pictures for the children to see as you identify them. Better yet, put them up on your flannelgraph board, off to one side.

I need to know:

- 1. Which of these things was not in our story today?**
- AND**
- 2. How were the other three things important in our story?**

Can you help me? Listen carefully to the story and you might just hear the answers!

Thanks!
Detective Dan

Then say. "Ok, Hide 'n' Seekers! Put on your best listening ears and see if you can hear the answers to Detective Dan's questions. When I finish telling the story, we will see if we can answer all of his questions."

Read the Bible Truth story, putting up the storyboard pictures as you tell it. At the end of the story, repeat the questions and lead the children in answering them. Present the gospel and close in prayer.

Answers to assignment questions, the gospel and ACTS prayer are also included at the end of the story text.


Answers:

- 1. Which of these things was not in our story today?** A pizza.
- 2. How were the other three things important in our story?** The king listened to his bad helpers and made a law saying no one should pray to anyone but the king. If they broke the law, they would be thrown to the lions. Daniel refused to obey the bad law. He kept on praying to the LORD and was thrown to the lions. But Daniel prayed to the LORD and He sent an angel to shut the lions' mouths and rescued Daniel.


For You and Me:

We might not need to be rescued from the big teeth of big, hungry lions, but we still need the LORD's help each day. He wants us to pray to Him, every night and day. He wants us to keep on talking to Him and asking Him for His help. He loves to hear our prayers!

A Lion

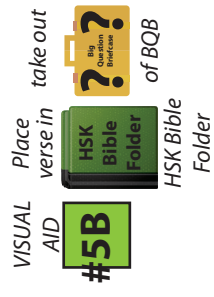


A King






HSK 14 Lesson 3 Listening Assignment Clue Picture 2 for kids




HSK 14 Lesson 3 Listening Assignment Clue Picture1 for kids

An Angel

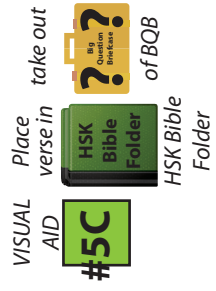


Pizza





HSK 14 Lesson 3 Listening Assignment Clue Picture 4 for kids



HSK 14 Lesson 3 Listening Assignment Clue Picture 3 for kids

VISUAL
AID


Place
verse in
take out

#6

Big
Question
Folder

HSK
Bible
Folder

HSK Bible
Folder
of BQB



Detective Dan's Listening Assignment #4

Detective Dan's

Listening Assignment #4



Hi, Hide 'n' Seek Kids!

I'm still working on the case called:

"The Case of the Man with Big Teeth."

I need to find out:

1. Who loved to pray to the LORD every night and day?
- AND
2. What did he praise the LORD for being?

Can you help me? Listen carefully to the story and you might just hear the answers!

Thanks!

Detective Dan

Then say. "Ok, Hide 'n' Seekers! Put on your best listening ears and see if you can hear the answers to Detective Dan's questions. When I finish telling the story, we will see if we can answer all of his questions."

Read the Bible Truth story, putting up the storyboard pictures as you tell it. At the end of the story, repeat the questions and lead the children in answering them. Present the gospel and close in prayer.

Answers to assignment questions, the gospel and ACTS prayer are also included at the end of the story text.

Answers:

1. Who loved to pray to the LORD every night and day? Daniel.
2. What did he praise the LORD for being? The one, true God.

For You and Me:

Daniel loved to pray to the LORD. There was no one Daniel loved more and wanted to serve more than Him. And how the LORD loved Daniel, too! The LORD loves to hear our prayers, too. He wants us to love Him and serve Him, too. He wants to love us and even save us through Jesus. He wants us to turn away from our sins and trust in Jesus as our Savior.

VISUAL
AID

#7

Place
verse in



Detective Dan's Listening Assignment #5

Detective Dan's Listening Assignment #5



Hi, Hide 'n' Seek Kids!
I'm still working on the case called:
"The Case of the Man with Big Teeth."

I need to find out:

1. Who needed rescuing from big teeth? Who rescued him?
- AND
2. What do all people need rescuing from? Who can rescue us?

Can you help me? Listen carefully to the story and you might just hear the answers!

Thanks!
Detective Dan

Then say, "Ok, Hide 'n' Seekers! Put on your best listening ears and see if you can hear the answers to Detective Dan's questions. When I finish telling the story, we will see if we can answer all of his questions."

*Read the Bible Truth story, putting up the storyboard pictures as you tell it.
At the end of the story, repeat the questions and lead the children in answering them. Present the gospel and close in prayer.*

Answers to assignment questions, the gospel and ACTS prayer are also included at the end of the story text.

Answers:

1. **Who needed rescuing from big teeth? Who rescued him?** Daniel. The LORD did.
2. **What do all people need rescuing from? Who can rescue us?** We all need to be rescued from sin and death. God can rescue us through Jesus, when we turn from our sins and trust in Jesus as our Savior.

For You and Me:

We can know the LORD and live for Him, like Daniel did. We can become His dearly loved people, too. How? By turning away from our sins and trusting in Jesus as our Savior!