

Hide 'n' Seek Kids

Unit 8 Visual Aids



About Hide 'n' Seek Kids Visual Aids

How Are They Used?



The Hide 'n' Seek Kids Visual Aids book is a companion resource to be used alongside the Hide 'n' Seek Kids Core Curriculum book for each unit. These colorful pictures are used in presenting the key concepts; telling the Bible stories; and, in playing the Bible Story Review games.


What Do They Include?



There are four different resources included in this book:

- 1. Key Concept Visual Aids--** colorful signs of the Big Question and Answer, the Bible Truth, the Bible verse, and the Listening Assignments to use with the 3 lessons for each Bible Truth.
- 2. The Story Scenes, themselves.** Notice that each scene is numbered and that there is a brief summary of the story that corresponds to the picture. You can actually just tell the story in a simple way by using only the text at the bottom of each Story Scene.
- 3. Directions** for making the Hide 'n' Seek Kids "Bible" Folder and the **back/front images** to paste in place when making it. (Larger back/front images are found online with the curriculum.)
- 4. Directions** for how to make a homemade flannelgraph storyboard and sturdy Story Scene pictures are found in the back of this book.

Ready, Set, Rip It Out!



This book is meant to be ripped up and made into your visual aids. The key concept signs can be cut out and laminated or slipped into sheet protectors. The Story Scenes can be put in sheet protectors or laminated, too.

Store It!



Hide 'n' Seek Kids is a curriculum that can be used over and over. Store your visual aids and storyboard pictures after using them and they will serve you for many years. We store ours in manilla envelopes and then put them (along with all the rest of the curriculum) in magazine files, labelled by Bible Truth. If you have multiple classes using the curriculum, store each set of resources in separate manilla envelopes. This will make prep much simpler, second time around.

Replacement Story Scene Pictures



You can always purchase this book again or simply go online and print out any scenes that go missing.

Other Options



You can also choose to tell the story in a more traditional flannelgraph way by using your own flannelgraph figures or by purchasing/free downloading the Storyboard Pictures (large and small format size available). This is more complex and requires more preparation, but some love it. And, it does allow for kids to interact more by helping to place pictures up on the board as you tell the story.

Unit 8 Overview of Key Concepts

UNIT 8: The God Who Loves

Unit Big Question (and Answer): “What Is God’s Love for His People Like?
It’s More than They Could Ever Deserve!”

Meaning:

God has a special people He loves. They come from all over the world. They’ve lived in every time --from long ago, all the way up to today. And there’s millions and millions of them!

There is nothing better than being one of God’s special people! God has adopted them as His children. He promises to love and care for them always. They have special closeness with Him in their hearts; and one day when they die, they will go to live with Him forever.

God’s people know His love for them is more than they could ever deserve. They know God didn’t make them His special people because they were so good. They are sinners who have disobeyed His good laws, just like everyone else. They know that God loves them just because He loves them.

God’s love for His people is the biggest love there will ever be. It’s so big that God sent His Son, Jesus, to suffer and die on the cross to pay for their sins. That was the only way they could become His people. We can become God’s people when we turn away from our sins and trust in Jesus as our Savior.

Unit 8 Bible Verse: 1 Chronicles 16:34, ESV

“Oh give thanks to the LORD, for he is good; for his steadfast love endures forever!”

Meaning:

The LORD is God’s name. The LORD loves His people with a love that will never end. How wonderful to know a love like that! And we all can, when we turn from our sins and trust in Jesus as our Savior. Don’t we have so much to thank the LORD for!

Unit 8 ACTS Prayer

- A** We praise you, God. How great is Your love! It’s more than we could ever deserve.
- C** God, You have given us Your good laws and we have broken them. We deserve Your punishment, not Your love. We need the Savior You sent us! We need Jesus to save us!
- T** Thank You for loving sinful people like us. You chose to send Your Son, Jesus, to make the way for us to become Your dearly loved people. Thank You for offering Your love to each of us. A love that will never end.
- S** Work deep inside our hearts. Help us to turn away from our sins and trust in Jesus as our Savior. Help us to love You and live for You. Make us Your dearly loved people.
In Jesus’ name we pray. Amen.

Unit 8 Story

The Case of the Eager Enemy’s End

Acts 7-9

Songs Used in Unit 8 *listen to or download songs for free at <https://praisefactory.org>: Hide n Seek Kids Music page*

Big Q & A 8 Song

Big Question 8 Song: What Is God’s Love for His People Like?

Unit 8 Bible Verse Song: O, Give Thanks 1 Chronicles 16:34 ESV (full version)

Extra Unit 8 Bible Verse Song: Give Thanks 1 Chronicles 16:34 ESV (different version)

Extra Unit 8 Bible Verse Song: The Steadfast Love of the Lord Lamentation 3:22,23, ESV

Unit 8 Hymn: And Can It Be, v.1 refrain

Unit 8 Praise Song: God Is So Good

Hide 'n' Seek Kids ESV Songs 8 Track Numbers

This is a listing of all songs mentioned in the unit curriculum. You may or may not choose to use all of the songs. They are listed in easy-reference order--NOT in the order used in the curriculum.

You may choose to simply burn a CD/load them onto an mp3 device in this order. Or, you may want to do what we do: choose the songs we want to use and create a play list of them in that order. Then, we burn a CD/upload the play list onto an mp3 device. A teacher only has to click forward to the next song, instead of hunting for the right track. The track number have been included as part of the title of each song, so teachers will still have a reference to the track number listed in the curriculum (same as those listed below), even if you change the order on your customized play list.

SONGS USED EVERY UNIT OF THE CURRICULUM

- 1 The Classroom Song v.1
- 2 The Classroom Song v.2
- 3 The Classroom Song v.3
- 4 The Classroom Song v.4
- 5 Hide 'n' Seek Kids Theme Song
- 6 The Classroom Rules Song
- 7 Let's Pray Song
- 8 The Big Question Box Song
- 9 The Bible Chant Song
- 10 ACTS Prayer Song (Short Version)
- 11 ACTS Prayer Song (Full Version)

Why the Extra Songs?

Hide 'n' Seek Kids is a curriculum used by children of different ages. Sometimes one of the other songs is a better fit for your kids. Or, you may simply want to teach them more songs on the same Bible Truth. Use as many or as few as you want.

UNIT 8: THE GOD WHO LOVES

- 12 Big Q & A 8 Song
- 13 Big Question 8 Song: What Is God's Love for His People Like?
- 14 Unit 8 Bible Verse Song: O, Give Thanks 1 Chronicles 16:34 ESV (full version)
- 14T* Unit 8 Bible Verse Song: O, Give Thanks 1 Chronicles 16:34 ESV (full version)
- 15 Unit 8 Bible Verse Song: O, Give Thanks 1 Chronicles 16:34 ESV (short version)
- 16 Extra Unit 8 Bible Verse Song: Give Thanks 1 Chronicles 16:34 ESV (different version)
- 17 Extra Unit 8 Bible Verse Song: The Steadfast Love of the Lord Lamentation 3:22,23, ESV
- 18 Unit 8 Hymn: And Can It Be, v.1 refrain
- 19 Unit 8 Praise Song: God Is So Good

*T = Tidbit Shortest version of the Bible verse song

listen to or download songs for free at <https://praisefactory.org: Hide n Seek Kids Music page>

The Case of the Eager Enemy's End

Acts 7-9

HSK
Bible
Folder

?
Big
Question
Briefcase
of BQB

Story-telling Tips

Ahead of time:

1. Read the Bible verses and story. Pray!
2. Choose story action cues and/or prepare Story Scenes, if using. (Included in the Visual Aids books)
3. Practice telling story with the Story Scenes, timing your presentation. Shorten, if necessary.

During your presentation:

1. Maintain as much eye contact as possible as you tell the story.
2. Put up Story Scenes/add story action cues as you tell the story. Allow the children to help you put them on the board, if desired.
3. Include the children in your story with a few questions about what they think will happen or words/concepts that might be new to them.
4. Watch the kids for signs that their attention span has been reached. Shorten, if necessary.

INTRODUCTION/ LISTENING ASSIGNMENTS

"Our story is called: The Case of the Eager Enemy's End. Here is your listening assignment... "

Read from Detective Dan's Listening Assignment signs, but questions are summarized below:

Detective Dan's Lesson #1 Listening Assignment:

As you listen to the story, see if you can figure out:

1. Who was the Eager Enemy and what was he eager to do?
2. What happened to the Eager Enemy that changed what he wanted to do?

Detective Dan's Lesson #2 Listening Assignment:

Our Bible verse is 1 Chronicles 16:34: "Oh give thanks to the LORD, for he is good; for his steadfast love endures forever!"

As you listen to the story, see if you can figure out:

1. How did the LORD love and change the Eager Enemy?
2. Why was it so amazing that the LORD would love him?

Detective Dan's Lesson #3 Listening Assignment:

I found four clues, but one of them is NOT in the story.

They are: grapes; a bright light; a soldier; and a jail.

Hold up each of the four pictures for the children to see as you identify them. Better yet, put them up on your flannelgraph board, off to one side.

I need to know:

1. Which three pictures belong in the story and which one does not?
2. How are the other three pictures important in the story?

Detective Dan's Lesson #4 Listening Assignment:

As you listen to the story, see if you can figure out:

1. Who gave thanks to the LORD for His love?
2. What did the LORD forgive him for doing?

Detective Dan's Lesson #5 Listening Assignment:

As you listen to the story, see if you can figure out:

1. Who hated the good news of Jesus in our story?
2. Why did he love it and thank God for it, in the end?

Read the questions, THEN SAY,

"Ok, Hide 'n' Seekers! Put on your best listening ears and see if you can hear the answers to Detective Dan's questions. When I finish telling the story, we will see if we can answer all the questions."

"The Case of the Eager Enemy's End" Acts 7-9

Story with lines separating paragraphs (text in bold, optional interaction cues in italics)

Saul worked hard to keep rules. Not just God's rule, but lots of extra rules that weren't in the Bible. He thought keeping all those extra rules was how to please God. Rule-keepers like Saul were called Pharisees.

Saul tried to please God, but...he HATED Jesus! Saul didn't think Jesus was God's Son. He thought Jesus was just a fake!

And Saul didn't just hate Jesus, he also hated the people who believed in Jesus. (People who believed in Jesus were--and still are--called Christians.)

Saul would do ANYTHING to get the Christians to stop saying one thing: "Jesus is God's Son, the Savior!"

"Shh! Be quiet!" Saul ordered the Christians. "Jesus ISN'T God's Son, the Savior!" Saul told them.

Show me your shhh! Saul was doing all sorts of terrible things to get the Christians to be quiet about Jesus!

"I will hurt you and put you in jail, if you say Jesus is God's Son, the Savior," Saul warned the Christians... and many times he DID just that! Saul hated Christians in Jerusalem so much that hurting them and putting them in jail wasn't enough for him. Saul even wanted them dead! Oh, Saul!

Can you make a really mad, hateful face? That's how Saul felt about Jesus and the Christians!

And Saul didn't even stop there. He didn't want to just get rid of the Christians in his city, Jerusalem. He wanted to get rid of them EVERYWHERE. So one day, Saul went to talk to the leaders at the Temple. They also wanted to get rid of the Christians. Saul asked them for a special job.

"Send me to the big city of Damascus," Saul asked them. "There are lots of Christians there who are telling people about Jesus. We have to stop them. Give me some soldiers and I will go and find those Christians. We will arrest them and put them in jail," Saul told the leaders.

The leaders agreed. Saul and the soldiers set off for Damascus. Saul was going to stop those Christians who said Jesus was God's Son. Yes, he was! Jesus was just a fake! Saul was sure of that. He would make those believers be quiet, once and for all!

Was Saul right? Was Jesus just a fake?

But Saul was wrong! Jesus really WAS God's Son, the Savior! Jesus saw everything Saul was doing. He knew Saul hated Him. He knew Saul hated the people who believed in Him, too. He saw Saul hurting them. But soon all of this would change. Who would change things? Why Jesus, Himself!

Saul and the soldiers were almost to Damascus when suddenly a bright light shone around Saul. Saul fell down to the ground when he saw the light.

This was no regular light. It was coming from SOMEBODY in HEAVEN! Can you guess who it was? It was JESUS, all bright and shiny with God's wonderful glory! Wow!

Story with lines separating paragraphs (text in bold, optional interaction cues in italics)

Then out of that bright light, Saul and the soldiers heard Jesus speak, "Saul! Saul! Stop hating Me! Stop hurting My people!"

"Who are you?" Saul asked, shaking with fear.

Can you make a scared face?

"I am Jesus, God's Son, the Savior!" Jesus told him.

Uh oh! Saul was in big trouble! He had been WRONG! Jesus really WAS God's Son! The Christians had been right.. and he had been hurting them--God's dearly loved people! What would Jesus do? Would Jesus hate Saul? Would Jesus hurt Saul, just like Saul had hurt the Christians?

No, Jesus would not! Jesus loved Saul. Jesus chose to forgive Saul, even though Saul had done all those bad things! Jesus wasn't going to hurt or hate Saul. He was going to SAVE Saul. He had a wonderful plan to use Saul to tell others how they could be saved, too.

Saul thought about Jesus. And as he thought about Jesus, God's Holy Spirit started working in his heart. He helped Saul see that he was a sinner. Saul couldn't please God by being good enough on his own. He helped Saul see that only Jesus' perfect life could please God. Only Jesus' perfect life could pay for his sins against God and bring God's forgiveness.

The Holy Spirit helped Saul want to stop disobeying God (the Bible calls that "repenting"). He helped Saul trust in Jesus as his Savior. Isn't God so kind even to His enemies, even terrible enemies like Saul?

Saul joyfully accepted these gifts of repentance and faith from God. Now Saul knew Jesus was God's Son, the Savior of God's people! Saul was forgiven! He had become one of God's dearly loved people!

Saul was a changed man! Now he wanted to love Jesus and live his life for Him! He was such a changed man, that God even gave him a new name: Paul!

Let's cheer and praise God for being so kind to sinners, like Saul and even like us! Yay!

"I'm sorry for hating You, Jesus," Paul prayed. "I'm sorry for hurting the people who believed in You. Now I believe in You, too. Thank You for not hating me. Thank You for forgiving me and making me one of God's people!" Paul said.

How happy Paul was that Jesus forgave people like him--people who had done very bad things. Paul was so happy that he couldn't keep this good news to himself! So, what do you know Paul did next?

Can you remember what Jesus had planned for Saul to do?

Paul started telling others the good news of Jesus: "Hey, everybody! I was wrong! Jesus IS God's Son, the Savior! Believe in Him! And oh, how WONDERFUL is His love! It is more than I could ever deserve... that He would love and forgive even me!" Paul told them. "You can know God's love, too! Yes! God will forgive you, when you turn away from disobeying Him and trust in Jesus as your Savior! Come, repent and believe in Jesus!" he exclaimed.

God's Holy Spirit worked in the hearts of many as Saul spoke. They put their trust in Jesus and were saved, just as God had planned! Isn't that amazing! God would use Saul to tell others about Jesus!

Cracking the Case: (story wrap-up for Listening Assignments)

It's time to see how we did with our Listening Assignment.

Detective Dan's Lesson #1 Listening Assignment:

1. Who was the Eager Enemy and what was he eager to do? Saul was the eager enemy of the Christians--the people who believed in Jesus.

2. What happened to the Eager Enemy that changed what he wanted to do? Jesus appeared to Saul. Saul realized that Jesus was no fake. He was God's Son. He turned away from his sins and trusted in Jesus as his Savior. Then Saul became an eager FRIEND, instead of an eager enemy of Jesus and His followers.

For You and Me:

God is amazing! That He would love and forgive even His biggest enemies, even people like Saul! God loved Saul and saved him through Jesus. God can change us, too, when we turn away from our sins and trust in Jesus as our Savior. God loves to help us do this!

Detective Dan's Lesson #2 Listening Assignment:

Our Bible verse is **1 Chronicles 16:34**: "Oh give thanks to the LORD, for he is good; for his steadfast love endures forever!"

1. How did the LORD love and change the Eager Enemy? The LORD could have punished Saul for hating Him and being so mean to the Christians. Instead, He showed Saul that Jesus really was God's Son, the Savior. He worked in Saul's heart and helped him trust in Jesus as his Savior.

2. Why was it so amazing that the LORD would love him? Saul deserved God's punishment for how he had hated Jesus and God's people. But instead of punishment, God loved Saul and forgave his sins through Jesus.

For You and Me:

There is no one so bad that God cannot forgive or change them. God can even work in the hearts of people who do not love Him at all. He can work in our hearts, too. He can help us turn away from our sins and trust in Jesus as our Savior.

Detective Dan's Lesson #3 Listening Assignment:

I found four clues, but one of them is NOT in the story. They are: grapes; a bright light; a soldier; and a jail.

1. Which three pictures belong in the story and which one does not? The grapes do not.

2. How are the other three pictures important in the story? Saul hated Jesus and his followers. He hurt them and put them in jail. He took soldiers with him to arrest more Christians and put them in jail, too. But Jesus appeared to Saul in a bright light and Saul believed that Jesus really was God's Son, the Savior.

For You and Me:

Jesus doesn't have to appear to us in a bright light for us to believe in Him. He tells us who He is in the Bible. The Holy Spirit can work in our hearts and help us know Him and trust in Him as our Savior, even today. Just ask Him to help you!

Detective Dan's Lesson #4 Listening Assignment:

1. Who gave thanks to the LORD for His love? Saul did.

2. What did the LORD forgive him for doing? For hating Jesus and Jesus' followers, the Christians. For doing mean things to them and putting them in jail.

For You and Me:

Just like Saul, you and I disobey God. We all have done things that are wrong. We all need God's forgiveness for our sins. God offered that forgiveness to Saul long ago. He offers it to us, today, too, when we turn from our sins and trust in Jesus as our Savior.

Detective Dan's Lesson #5 Listening Assignment:

1. Who hated the good news of Jesus in our story? Saul did.

2. Why did he end up loving the gospel and thanking God for it? When Jesus appeared to Saul and spoke to him, Saul knew that Jesus really was God's Son, the Savior. Saul knew he especially deserved to be punished for being so mean to Jesus' followers. But instead, God chose to love him and save him.

For You and Me:

Saul went from hating Jesus to loving Him. He spent the rest of his life telling people the gospel. And that's the good news we need to hear and believe, too: that God will forgive our sins when we turn away from disobeying Him and trust in Jesus as our Savior.

The Gospel (story wrap-up if NOT using Listening Assignments)**Our Bible Truth is:****What Is God's Love for His People Like?****It's More than They Could Ever Deserve!**

How great is God's love, that He would love and forgive someone like Saul! Someone who had disobeyed Him and done such bad things!

How great is God's love, that He offers to love and forgive us, too! Yes, God offers to make us dearly loved His people, too, when we turn away from our sins and trust in Jesus as our Savior.

Close in prayer.

Closing Unit 8 ACTS Prayer

A=Adoration C=Confession T=Thanksgiving S=Supplication

- A** We praise you, God. How great is Your love! It's more than we could ever deserve.
- C** God, You have given us Your good laws and we have broken them. We deserve Your punishment, not Your love. We need the Savior You sent us! We need Jesus to save us!
- T** Thank You for loving sinful people like us. You chose to send Your Son, Jesus, to make the way for us to become Your dearly loved people. Thank You for offering Your love to each of us. A love that will never end.
- S** Work deep inside our hearts. Help us to turn away from our sins and trust in Jesus as our Savior. Help us to love You and live for You. Make us Your dearly loved people.

In Jesus' name we pray. Amen.



What is God's love for His people like?

VISUAL


AID

#1

take out



of BQB



ANSWER:

It's more than they could ever deserve!

The Big Question

Hold up the Big Question sign for all the children to see, and say:

The Big Question we are investigating today is
Big Question Number 8:

What Is God's Love for His People Like?
and the Answer is:
It's More than They Could Ever Deserve!

Meaning:

God has a special people He loves. They come from all over the world. They've lived in every time --from long ago, all the way up to today. And there's millions and millions of them!

There is nothing better than being one of God's special people! God has adopted them as His children. He promises to love and care for them always. They have special closeness with Him in their hearts; and one day when they die, they will go to live with Him forever.

God's people know His love for them is more than they could ever deserve. They know God didn't make them His special people because they were so good. They are sinners who have disobeyed His good laws, just like everyone else. They know that God loves them just because He loves them.

God's love for His people is the biggest love there will ever be. It's so big that God sent His Son, Jesus, to suffer and die on the cross to pay for their sins. That was the only way they could become His people. You and I can become God's people when we say sorry to Him for our sins and trust in Jesus as our Savior

Let's sing our Big Question Song: "

Big Q & A 8 Song

*HSK ESV Songs 8, track 12
(Adapted version of "Baa, Baa, Black Sheep")*

What is God's love for His people like?
More than they could ever deserve!
What is God's love for His people like?
What is God's love for His people like?
What is God's love for His people like?
What is God's love for His people like?
More than they could ever deserve!

VISUAL
AID

#2

Place
verse in

HSK
Bible
Folder

HSK Bible
Folder

take out

Big
Question
Briefcase

of BQB

**“Oh give thanks to the LORD,
for he is good;**



**for his steadfast love endures forever!”
I Chronicles 16:34, ESV**

Unit 8 Bible Verse

"Who would like to get our Bible verse out of the Big Question Briefcase for me?"

Choose a child to open the briefcase, take out the "Bible" with the Bible Verse in it and hand it to you. Remove the Bible Verse Picture from the "Bible" and hold it up for all the children to see, then say:

1 Chronicles 16:34, ESV

"Oh give thanks to the LORD, for he is good; for his steadfast love endures forever!"

Meaning:

The LORD is God's name. The LORD loves His people with a love that will never end. How wonderful to know a love like that! And we all can, when we turn from our sins and trust in Jesus as our Savior. Don't we have so much to thank the LORD for!

"We've said our Bible verse, now let's sing it!"

Oh Give Thanks:

1 Chronicles 16:34

HSK ESV Songs 8, track 14, 14T, 15

Oh give thanks to the LORD,
Oh give thanks,
O give thanks to the LORD,
Oh give thanks.
For He is good,
And His steadfast love,
Endures forever. *Repeat*

Forever and ever and
ever and ever,
Forever and ever and
ever and ever.
First Chronicles Chapter Sixteen,
verse thirty-four.

"Now it's time to do a bit more deep down investigating. Let's read Detective Dan wants us to help him figure out. Would someone like to get it out for me?"

VISUAL
AID


Place
verse in
take out

#3



HSK
Bible
Folder

HSK Bible
Folder



Detective Dan's Listening Assignment #1

Detective Dan's

Listening Assignment #1



Hi, Hide 'n' Seek Kids!

I'm working on a brand-new case called:

"The Case of the Eager Enemy's End."

I need to find out:

1. Who was the Eager Enemy and what was he eager to do?

AND

2. What happened to the Eager Enemy that changed what he wanted to do?

Can you help me? Listen carefully to the story and you might just hear the answers!

Thanks!

Detective Dan

Then say, "Ok, Hide 'n' Seekers! Put on your best listening ears and see if you can hear the answers to Detective Dan's questions. When I finish telling the story, we will see if we can answer all of his questions."

Read the Bible Truth story, putting up the storyboard pictures as you tell it.

At the end of the story, repeat the questions and lead the children in answering them. Present the gospel and close in prayer.

Answers to assignment questions, the gospel and ACTS prayer are also included at the end of the story text.

Answers:

It's time to see how we did with our Listening Assignment.

Detective Dan's Lesson #1 Listening Assignment:

1. Who was the Eager Enemy and what was he eager to do? Saul was the eager enemy of the Christians--the people who believed in Jesus.

2. What happened to the Eager Enemy that changed what he wanted to do? Jesus appeared to Saul. Saul realized that Jesus was no fake. He was God's Son. He turned away from his sins and trusted in Jesus as his Savior. Then Saul became an eager FRIEND, instead of an eager enemy of Jesus and His followers.

For You and Me:

God is amazing! That He would love and forgive even His biggest enemies, even people like Saul! God loved Saul and saved him through Jesus. God can change us, too, when we turn away from our sins and trust in Jesus as our Savior. God loves to help us do this!

VISUAL

Place
verse in

take out

#4

HSK
Bible
Folder

HSK
Bible
Folder

of BQB

HSK Bible
Folder



Detective Dan's Listening Assignment #2

Detective Dan's

Listening Assignment #2



Hi, Hide 'n' Seek Kids!

I'm still working on the case called:

"The Case of the Eager Enemy's End."

Our Bible verse is 1 Chronicles 16:34:

"Oh give thanks to the LORD, for he is good; for his steadfast love endures forever!"

I need to find out:

1. How did the LORD love and change the Eager Enemy?
AND

2. Why was it so amazing that the LORD would love him?

Can you help me? Listen carefully to the story and you might just hear the answers!

Thanks for your help!
Detective Dan

Then say, "Ok, Hide 'n' Seekers! Put on your best listening ears and see if you can hear the answers to Detective Dan's questions. When I finish telling the story, we will see if we can answer all of his questions."

Read the Bible Truth story, putting up the storyboard pictures as you tell it.

At the end of the story, repeat the questions and lead the children in answering them. Present the gospel and close in prayer.

Answers to assignment questions, the gospel and ACTS prayer are also included at the end of the story text.

Answers:

Our Bible verse is **1 Chronicles 16:34:** "Oh give thanks to the LORD, for he is good; for his steadfast love endures forever!"

1. How did the LORD love and change the Eager Enemy? He worked in Saul's heart and helped him believe in Jesus, instead of hating Him.

2. Why was it so amazing that the LORD would love him? Saul deserved God's punishment for how he had hated Jesus and God's people. But instead of punishment, God loved Saul and forgave his sins through Jesus.

For You and Me:

There is no one so bad that God cannot forgive or change them. God can even work in the hearts of people who do not love Him at all. He can work in our hearts, too. He can help us turn away from our sins and trust in Jesus as our Savior.

VISUAL
AID

Place
verse in
take out

#5A

HSK Bible
Folder

of BQB

HSK Bible
Folder



Detective Dan's Listening Assignment #3

Detective Dan's

Listening Assignment #3



Hi, Hide 'n' Seek Kids!

I'm still working on the case called:

"The Case of the Eager Enemy's End."

I found four clues, but one of them is NOT in the story.
They are: grapes; a bright light; a soldier; and a jail.

Hold up each of the four pictures for the children to see as you identify them. Better yet, put them up on your flannelgraph board, off to one side.

I need to know:

1. Which THREE pictures belong in the story and which ONE does NOT?

AND

2. How are the other three pictures important in the story?

Can you help me? Listen carefully to the story and you might just hear the answers!

Thanks!

Detective Dan

Then say, "Ok, Hide 'n' Seekers! Put on your best listening ears and see if you can hear the answers to Detective Dan's questions. When I finish telling the story, we will see if we can answer all of his questions."

Read the Bible Truth story, putting up the storyboard pictures as you tell it.

At the end of the story, repeat the questions and lead the children in answering them. Present the gospel and close in prayer.

Answers to assignment questions, the gospel and ACTS prayer are also included at the end of the story text.

Answers:


1. Which three pictures belong in the story and which one does not?
The grapes do not.

2. How are the other three pictures important in the story? Saul hated Jesus and his followers. He hurt them and put them in jail. He took soldiers with him to arrest more Christians and put them in jail, too. But Jesus appeared to Saul in a bright light and Saul believed that Jesus really was God's Son, the Savior.


For You and Me:

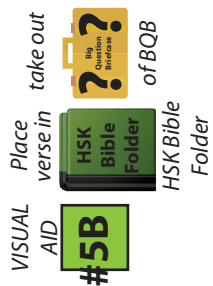
Jesus doesn't have to appear to us in a bright light for us to believe in Him. He tells us who He is in the Bible. The Holy Spirit can work in our hearts and help us know Him and trust in Him as our Savior, even today. Just ask Him to help you!

Bright Light



Grapes





HSK 8 Lesson 3 Listening Assignment Clue Picture 1 for kids




HSK 8 Lesson 3 Listening Assignment Clue Picture 2 for kids

Jail



Soldier






HSK 8 Lesson 3 Listening Assignment Clue Picture 3 for kids



HSK 8 Lesson 3 Listening Assignment Clue Picture 4 for kids



Detective Dan's Listening Assignment #4

Detective Dan's

Listening Assignment #4



Hi, Hide 'n' Seek Kids!

I'm still working on the case called:

"The Case of the Eager Enemy's End."

I need to find out:

1. Who gave thanks to the LORD for His love?
- AND
2. What did the LORD forgive him for doing?

Can you help me? Listen carefully to the story and you might just hear the answers!

Thanks!

Detective Dan

Then say, "Ok, Hide 'n' Seekers! Put on your best listening ears and see if you can hear the answers to Detective Dan's questions. When I finish telling the story, we will see if we can answer all of his questions."

Read the Bible Truth story, putting up the storyboard pictures as you tell it.

At the end of the story, repeat the questions and lead the children in answering them. Present the gospel and close in prayer.

*Answers to assignment questions, the gospel and ACTS prayer are also included at the end of the story text. *

Answers:

1. **Who gave thanks to the LORD for His love?** Saul did.
2. **What did the LORD forgive him for doing?** For hating Jesus and Jesus' followers, the Christians. For doing mean things to them and putting them in jail.

For You and Me:

Just like Saul, you and I disobey God. We all have done things that are wrong. We all need God's forgiveness for our sins. God offered that forgiveness to Saul long ago. He offers it to us, today, too, when we turn from our sins and trust in Jesus as our Savior.



Detective Dan's

Listening Assignment #5



Hi, Hide 'n' Seek Kids!
I'm still working on the case called:
"The Case of the Eager Enemy's End."

I need to find out:

1. Who hated the good news of Jesus in our story?
- AND
2. Why did he love it and thank God for it, in the end?

Can you help me? Listen carefully to the story and you might just hear the answers!

Thanks!
Detective Dan

Then say, "Ok, Hide 'n' Seekers! Put on your best listening ears and see if you can hear the answers to Detective Dan's questions. When I finish telling the story, we will see if we can answer all of his questions."

*Read the Bible Truth story, putting up the storyboard pictures as you tell it.
At the end of the story, repeat the questions and lead the children in answering them. Present the gospel and close in prayer.*

Answers to assignment questions, the gospel and ACTS prayer are also included at the end of the story text.

Answers:

1. **Who hated the good news of Jesus in our story?** Saul.
2. **Why did he end up loving the gospel and thanking God for it?** When Jesus appeared to Saul and spoke to him, Saul knew that Jesus really was God's Son, the Savior. Saul knew he especially deserved to be punished for being so mean to Jesus' followers. But instead, God chose to love him and save him.

For You and Me:

Saul went from hating Jesus to loving Him. He spent the rest of his life telling people the gospel. And that's the good news we need to hear and believe, too: that God will forgive our sins when we turn away from disobeying Him and trust in Jesus as our Savior.