

Hide 'n' Seek Kids

Unit 15 Visual Aids



About Hide 'n' Seek Kids Visual Aids

How Are They Used?



The Hide 'n' Seek Kids Visual Aids book is a companion resource to be used alongside the Hide 'n' Seek Kids Core Curriculum book for each unit. These colorful pictures are used in presenting the key concepts; telling the Bible stories; and, in playing the Bible Story Review games.


What Do They Include?



There are four different resources included in this book:

- 1. Key Concept Visual Aids**-- colorful signs of the Big Question and Answer, the Bible Truth, the Bible verse, and the Listening Assignments to use with the 3 lessons for each Bible Truth.
- 2. The Story Scenes, themselves.** Notice that each scene is numbered and that there is a brief summary of the story that corresponds to the picture. You can actually just tell the story in a simple way by using only the text at the bottom of each Story Scene.
- 3. Directions** for making the Hide 'n' Seek Kids "Bible" Folder and the **back/front images** to paste in place when making it. (Larger back/front images are found online with the curriculum.)
- 4. Directions** for how to make a homemade flannelgraph storyboard and sturdy Story Scene pictures are found in the back of this book.

Ready, Set, Rip It Out!



This book is meant to be ripped up and made into your visual aids. The key concept signs can be cut out and laminated or slipped into sheet protectors. The Story Scenes can be put in sheet protectors or laminated, too.

Store It!



Hide 'n' Seek Kids is a curriculum that can be used over and over. Store your visual aids and storyboard pictures after using them and they will serve you for many years. We store ours in manilla envelopes and then put them (along with all the rest of the curriculum) in magazine files, labelled by Bible Truth. If you have multiple classes using the curriculum, store each set of resources in separate manilla envelopes. This will make prep much simpler, second time around.

Replacement Story Scene Pictures



You can always purchase this book again or simply go online and print out any scenes that go missing.

Other Options



You can also choose to tell the story in a more traditional flannelgraph way by using your own flannelgraph figures or by purchasing/free downloading the Storyboard Pictures (large and small format size available). This is more complex and requires more preparation, but some love it. And, it does allow for kids to interact more by helping to place pictures up on the board as you tell the story.

Unit 15 Overview of Key Concepts

UNIT 15: God's People Gather Together

Unit Big Question (and Answer): "Why Do God's People Go to Church? To Worship God and Love One Another!"

Meaning:

A church is God's people gathering together. Some churches meet in special buildings. Some churches meet in homes. Some meet outside. No matter where they meet, when God's people gather together, they are a church. When God's people gather together as a church, they worship God. They worship Him for being the one, true God, who is not like anyone else. They worship Him for saving them through Jesus. They sing songs and pray to God. They listen to the Bible and learn how to obey it. God's people also gather together to love one another. They talk with each other, take care of each other, and pray for each other. The Bible tells us that God's people are to meet together often. Usually, this is on Sundays, the day that Jesus rose from the dead. Jesus promised that when God's people gather together, He will be there with them in a special way.

Unit 15 Bible Verse: Hebrews 10:24-25

"Let us consider how we may spur one another on toward love and good deeds. Let us not give up meeting together."

Meaning:

Why do God's people go to church? To worship God and love one another. The Bible tells God's people to not neglect meeting together! They need to keep on meeting together, week after week. At church, they learn about God from the Bible. At church, they sing songs of praise to God together. They pray to God and pray for each other. They help each other to love one another more and to love God, most of all. They do good works that take care of each other's needs and help everyone live like Jesus. That's why we're at church even today!

Unit 15 ACTS Prayer

- A** We praise You, God, for being the mighty Savior of your people--the Church.
- C** God, we confess that too many times we don't want to go to church to worship You or love others. Please forgive us. We need a Savior!
- T** Thank You, God, for all the people who help us to worship You and love one other when we gather together. Thank You for saving millions and millions of people and making them part of Your people, the Church.
- S** God, work in our hearts. Help us become Your people, by turning away from our sins and trusting in Jesus as our Savior. Help us to worship You and love others when we gather together. In Jesus' name we pray, Amen.

Unit 15 Story

The Case of the People Who Loved a Lot

Acts 2

Songs Used in Unit 15 *listen to or download songs for free at <https://praisefactory.org>: Hide n Seek Kids Music page*

Big Q & A 15 Song

Big Question 15 Song: Why Do God's People Go to Church?

Unit 15 Bible Verse Song: Let Us Not Give Up Meeting Together Hebrews 10:25, NIV 1984

Unit 15 Hymn: Brethren, We Have Met to Worship, v.1

Unit 15 Praise Song: Praise the Lord Together

Hide 'n' Seek Kids NIV Songs 15 Track Numbers

This is a listing of all songs mentioned in the unit curriculum. You may or may not choose to use all of the songs. They are listed in easy-reference order--NOT in the order used in the curriculum.

You may choose to simply burn a CD/load them onto an mp3 device in this order. Or, you may want to do what we do: choose the songs we want to use and create a play list of them in that order. Then, we burn a CD/upload the play list onto an mp3 device. A teacher only has to click forward to the next song, instead of hunting for the right track. The track number have been included as part of the title of each song, so teachers will still have a reference to the track number listed in the curriculum (same as those listed below), even if you change the order on your customized play list.

SONGS USED EVERY UNIT OF THE CURRICULUM

- 1 The Classroom Song v.1
- 2 The Classroom Song v.2
- 3 The Classroom Song v.3
- 4 The Classroom Song v.4
- 5 Hide 'n' Seek Kids Theme Song
- 6 The Classroom Rules Song
- 7 Let's Pray Song
- 8 The Big Question Box Song
- 9 The Bible Chant Song
- 10 ACTS Prayer Song (Short Version)
- 11 ACTS Prayer Song (Full Version)

Why the Extra Songs?

Hide 'n' Seek Kids is a curriculum used by children of different ages. Sometimes one of the other songs is a better fit for your kids. Or, you may simply want to teach them more songs on the same Bible Truth. Use as many or as few as you want.

UNIT 15: GOD'S PEOPLE GATHER TOGETHER

- 12 Big Q & A 15 Song
- 13 Big Question 15 Song: Why Do God's People Go to Church?
- 14 Unit 15 Bible Verse Song: Let Us Not Give Up Meeting Together Hebrews 10:25, NIV 1984
- 15 Unit 15 Hymn: Brethren, We Have Met to Worship, v.1
- 16 Unit 15 Praise Song: Praise the Lord Together

listen to or download songs for free at <https://praisefactory.org: Hide n Seek Kids Music page>

The Case of the People Who Loved A Lot Acts 2



of BQB

Story-telling Tips

Ahead of time:

1. Read the Bible verses and story. Pray!
2. Choose story action cues and/or prepare Story Scenes, if using. (Included in the Visual Aids books)
3. Practice telling story with the Story Scenes, timing your presentation. Shorten, if necessary.

During your presentation:

1. Maintain as much eye contact as possible as you tell the story.
2. Put up Story Scenes/add story action cues as you tell the story. Allow the children to help you put them on the board, if desired.
3. Include the children in your story with a few questions about what they think will happen or words/concepts that might be new to them.
4. Watch the kids for signs that their attention span has been reached. Shorten, if necessary.

INTRODUCTION/ LISTENING ASSIGNMENTS**"Our story is called: The Case of the People Who Loved A Lot. Here is your listening assignment..."***Read from Detective Dan's Listening Assignment signs, but questions are summarized below:***Detective Dan's Lesson #1 Listening Assignment:**

As you listen to the story, see if you can figure out:

1. Who were the people who loved a lot? Who was it that they loved this way?
2. How did they show their love?

Detective Dan's Lesson #2 Listening Assignment:

Our Bible verse is Hebrews 10:24-25: "Let us consider how we may spur one another on toward love and good deeds. Let us not give up meeting together."

As you listen to the story, see if you can figure out:

1. To neglect something means to not do it as much as you should. Who didn't neglect to meet together on the special worship day?
2. On what day did they meet together? What good things did they help each other do?

Detective Dan's Lesson #3 Listening Assignment:

I found four clues, but one of them is NOT in the story.

They are: a soldier; a gathering place; a Bible; and a jar of food.

Hold up each of the four pictures for the children to see as you identify them. Better yet, put them up on your flannelgraph board, off to one side.

I need to know:

1. Which three pictures belong in the story and which one does not?
2. How were the other three things important in our story?

Detective Dan's Lesson #4 Listening Assignment:

As you listen to the story, see if you can figure out:

1. What did the people in the story thank God for?
2. What did they ask God to help them do?

Detective Dan's Lesson #5 Listening Assignment:

As you listen to the story, see if you can figure out:

1. What did Jesus do for the people?
2. What is the good news that they believed?

Read the questions, THEN SAY,*"Ok, Hide 'n' Seekers! Put on your best listening ears and see if you can hear the answers to Detective Dan's questions. When I finish telling the story, we will see if we can answer all the questions."*

"The Case of the People Who Loved a Lot" Acts 2

Story with lines separating paragraphs (text in bold, optional interaction cues in italics)

Walk, walk, walk! Walk, walk, walk! Look at all the people walking!

Can you walk in place?

One, two, three, four, five, six, seven, eight... and so many, many more. More than I can count!

How high can you count? Up to ten....twenty...a hundred...a thousand? There were more than even that many people walking to the same place that day!

Who are these people? Where are they going?

Who do you think these people are? Where do you think they are going?

These are God's people, the people who love Jesus. They are gathering together as a church.

The Temple was a special place where God's people gathered long ago when Jesus lived on earth. Where do God's people gather today? In churches...just like the one we are right now!

Let's see what they are doing...

They're gathering together to worship the LORD God. They are singing to God together: "Praise God! Praise God! He is so good and so great! He loves us so much!"

Let's say, "Praise God" too!

And they are praying to God together, "God, forgive our sins. Thank you for sending Jesus. Help us live like Him by loving You and loving others."

What do we do when we pray? Fold our hands, bow our heads, close our eyes and pray!

They are listening to teaching from Bible, God's Word, together. They want to know more about God and how to love Him and each other.

Where is your Bible? Can you point to it?

They are remembering Jesus died to save them and praising God: "Praise God for Jesus! Praise God for Jesus!" they say. "He has saved us! He is bringing us to God!"

That's what God's people do when they gather together. They worship God for all the wonderful things He has done for them.

But that's not all God's people do when they gather together. They also gather together to love one another.

They take care of each other and make sure everyone has everything they need. They share with each other--their money and everything else.

What's something God has given us that we can share with others?

Story with lines separating paragraphs (text in bold, optional interaction cues in italics)

They comfort each other when they have sickness or sadness.

Can you show me your sad face?

They are happy when good things happen to each other and celebrate together.

Cheer!

They pray for each other.

They help each other love God more and live for Him. They help each other love one another, too. They help each other learn God's Word and live it out.

And Who is working inside their heart, helping them to worship God and love one another like this? God's Holy Spirit! He is doing beautiful things inside of them, changing them to be like Jesus.

Put your hand over your heart.

Week after week, God's people gather together on Sunday, their special worship day. That's the day Jesus rose from the dead. They love to remember how He beat sin and death for them!

Some people might stay in bed on that day, but not God's people! Nope! They get up and go walk, walk, walking to gather together at the worship place. It's time to gather together! It's time to worship God and love one another.

Pretend like you are sleeping in bed and get up!

And some people might keep on working on the special worship day, but not God's people! Nope! They set their work aside and walking to gather together at the worship place. How they want to worship God and love one another!

Other people watch God's people. What do they think? What do they say?

They say: "Look at God's people as they gather together. See how much they love Jesus! See how they worship Him! See how much they love each other! It is amazing how these people worship God and love one another. I want to know about Jesus, too!" they exclaim.

"Come gather together with us," God's people invite them. "Come worship God with us! Come let us love you. Come hear the gospel--the wonderful good news of Jesus."

"Jesus died on the cross for people who disobey God, like you and me. He paid for our sins with His perfect life. He rose from the dead to show He beat sin and death. He did all of this so we could be forgiven by God and live happily with Him forever! That's the gospel! Turn from your sins and trust in Jesus as your Savior. This is how you can become one of God's people, too!" God's people tell them.

Cracking the Case: (story wrap-up for Listening Assignments)

It's time to see how we did with our Listening Assignment.

Detective Dan's Lesson #1 Listening Assignment:

As you listen to the story, see if you can figure out:

1. Who were the people who loved a lot? Who was it that they loved this way? God's people--the people who love Jesus-- were the people who loved a lot. They loved everyone, but especially God and each other.

2. How did they show their love? By gathering together to worship God and love one another. By praising God and learning to live His way. And, by caring for each other.

For You and Me:

We can be God's people, too, when we turn away from our sins and trust in Jesus as our Savior. He will make us His people. He will help us to gather together with God's people. He will help us to worship Him and love each other.

Detective Dan's Lesson #2 Listening Assignment:

Our Bible verse is Hebrews 10:24-25: "Let us consider how we may spur one another on toward love and good deeds. Let us not give up meeting together."

As you listen to the story, see if you can figure out:

1. To neglect something means to not do it as much as you should. Who didn't neglect to meet together on the special worship day? God's people didn't neglect to meet together to worship God and love one another.

2. On what day did they meet together? What good things did they help each other do? They met together on Sunday, their special worship day each week. They learned from God's Word and prayed to God. They cared for each others' needs.

For You and Me:

God wants us to meet together with His people on the special worship day, too. He wants us to learn from God's Word, the Bible, to pray to Him, and to care for each other's needs. God wants us to be His people and we can be, when we turn from our sins and trust in Jesus as our Savior.

Detective Dan's Lesson #3 Listening Assignment:

I found four clues, but one of them is NOT in the story. They are: a soldier; a gathering place; a Bible; and a jar of food.

1. Which of the three pictures belong in the story and which one does not? The soldier does not.

2. How were the other three things important in our story? God's people gathered together at the God's Temple-Church to worship God and love one another. They learned from God's Word, the Bible. They cared for each other's needs. They made sure everyone had enough food to eat.

For You and Me:

God wants us to meet together with His people on the special worship day, too. He wants us to learn from God's Word, the Bible, to pray to Him, and to care for each other's needs. God wants us to be His people and we can be, when we turn from our sins and trust in Jesus as our Savior.

Detective Dan's Lesson #4 Listening Assignment:

As you listen to the story, see if you can figure out:

1. What did the people in the story thank God for? God's people remembered how Jesus died on the cross and rose from the dead to save them. How they thanked God for giving them a Savior so they could become His people!

2. What did they ask God to help them do? God's people asked God to help them live for Him and love one another.

For You and Me:

We have much to thank God for, too. He offers to forgive our sins through Jesus, too, when we turn away from our sins and trust in Jesus as our Savior. We have much to ask God to do in us, too. Just like God's people long ago, we can ask God to work in our hearts and help us to live for Him and love one another. God loves to answer these prayers!

Detective Dan's Lesson #5 Listening Assignment:

As you listen to the story, see if you can figure out:

1. What did Jesus do for the people? Jesus suffered and died on the cross save them from their sins. Then on the third day, He rose from the dead, showing He had beaten sin and death.

2. What is the good news that they believed? They believed that all who turn away from their sins and trust in Jesus as their Savior will have God's forgiveness for their sins. He will make them His dearly loved people for ever!

For You and Me:

Jesus can be our Savior, too, when we turn away from our sins and trust in Him as our Savior. We can be God's dearly loved people, too. And by His Holy Spirit, He can help us to worship God and love one another, just like He helped those people who lived long ago.

The Gospel (story wrap-up if NOT using Listening Assignments)**Our Bible Truth is:****Why Do God's People Go to Church?****To Worship God and Love One Another!**

When God's people go to church, they praise God for Jesus. Why? Because Jesus has saved them from the punishment they deserved for disobeying God. Oh, how wonderful Jesus is to be their Savior!

You and me, we have disobeyed God, too... and we deserve God's punishment, too! But we can praise God for Jesus, too. Do you know why? Because if we turn away from disobeying God and trust in Jesus as OUR Savior, He will forgive us and save us, too!

If we do, what a wonderful beginning that will be! We will get to know Him in our hearts now. Then one day, we will go to live happily with God forever.

Let's thank God and praise God right now for sending Jesus to save us! Let's ask Him to help us to turn away from our sins and trust in Jesus as our own Savior.

Close in prayer.

Closing Unit 15 ACTS Prayer

A=Adoration C=Confession T=Thanksgiving S=Supplication

- A** We praise You, God, for being the mighty Savior of your people--the Church.
- C** God, we confess that too many times we don't want to go to church to worship You or love others. Please forgive us. We need a Savior!
- T** Thank You, God, for all the people who help us to worship You and love one other when we gather together. Thank You for saving millions and millions of people and making them part of Your people, the Church.
- S** God, work in our hearts. Help us become Your people, by turning away from our sins and trusting in Jesus as our Savior. Help us to worship You and love others at church.

In Jesus' name we pray. Amen.

***Return to page 7 of the Lesson Plan
for the script of the rest of this lesson.***



Why do God's people go to church? +


VISUAL
AID

#1

take out



of BQB



ANSWER:

To worship God and love one another!

The Big Question

Hold up the Big Question sign for all the children to see, and say:

The Big Question we are investigating today is
Big Question Number 15:

Why Do God's People Go to Church?

and the Answer is:

To Worship God and Love One Another!

Meaning:

A church is God's people gathering together. Some churches meet in special buildings. Some churches meet in homes. Some meet outside. No matter where they meet, when God's people gather together, they are a church. When God's people gather together as a church, they worship God. They worship Him for being the one, true God, who is not like anyone else. They worship Him for saving them through Jesus. They sing songs and pray to God. They listen to the Bible and learn how to obey it. God's people also gather together to love one another. They talk with each other, take care of each other, and pray for each other. The Bible tells us that God's people are to meet together often. Usually, this is on Sundays, the day that Jesus rose from the dead. Jesus promised that when God's people gather together, He will be there with them in a special way.


Let's sing our Big Question Song: "

Big Q & A 15 Song

HSK NIV Songs 15, track 12

(adapted version of "This Is the Way We Wash Our Clothes")

Why do God's people go to church?
Go to church? Go to church?
Why do God's people go to church?
To worship God and to love one another!



VISUAL
AID

#2

Place
verse in



HSK Bible
Folder



of BOB

**“Let us consider how we may spur one another on toward love and good deeds.
Let us not give up meeting together.” Hebrews 10:24-25**

Unit 15 Bible Verse

"Who would like to get our Bible verse out of the Big Question Briefcase for me?"

Choose a child to open the briefcase, take out the "Bible" with the Bible Verse in it and hand it to you. Remove the Bible Verse Picture from the "Bible" (held in place by velcro) and hold it up for all the children to see, then say:

Hebrews 10:24-25:

"Let us consider how we may spur one another on toward love and good deeds. Let us not give up meeting together."

Meaning:

Why do God's people go to church? To worship God and love one another. The Bible tells God's people to not neglect meeting together! They need to keep on meeting together, week after week. At church, they learn about God from the Bible. At church, they sing songs of praise to God together. They pray to God and pray for each other. They help each other to love one another more and to love God, most of all. They do good works that take care of each other's needs and help everyone live like Jesus. That's why we're at church even today!

"We've said our Bible verse, now let's sing it!"

Let Us Not Give Up Meeting Together:

Hebrews 10:25

HSK NIV Songs 15, track 14

Let us not give us meeting together,
Let us not give us meeting together,
Let us not give up meeting together,
Hebrews Ten, twenty-five.

"Now it's time to do a bit more deep down investigating. Let's read Detective Dan wants us to help him figure out. Would someone like to get it out for me?"

VISUAL
AID

Place
verse in
take out


#3



HSK Bible
Folder


HSK Bible
Folder

of BQB



Detective Dan's Listening Assignment #1

Detective Dan's Listening Assignment #1



Hi, Hide 'n' Seek Kids!
I'm working on a brand-new case called:
"The Case of the People Who Loved A Lot."

I need to find out:

1. Who were the people who loved a lot? Who was it that they loved this way?
- AND
2. How did they show their love?

Can you help me? Listen carefully to the story and you might just hear the answers!

Thanks!

Detective Dan

Then say, "Ok, Hide 'n' Seekers! Put on your best listening ears and see if you can hear the answers to Detective Dan's questions. When I finish telling the story, we will see if we can answer all of his questions."

*Read the Bible Truth story, putting up the storyboard pictures as you tell it.
At the end of the story, repeat the questions and lead the children in answering them. Present the gospel and close in prayer.*

Answers to assignment questions, the gospel and ACTS prayer are also included at the end of the story text.

Answers:

1. **Who were the people who loved a lot? Who was it that they loved this way?** God's people--the people who love Jesus--were the people who loved a lot. They loved everyone, but especially God and each other.
2. **How did they show their love?** By gathering together to worship God and love one another. By praising God and learning to live His way. And, by caring for each other.

For You and Me:

We can be God's people, too, when we turn away from our sins and trust in Jesus as our Savior. He will make us His people. He will help us to gather together with God's people. He will help us to worship Him and love each other.

VISUAL

Place
verse in

take out

#4

HSK
Bible
Folder

HSK
Bible
Folder

HSK Bible
Folder



Detective Dan's Listening Assignment #2

Detective Dan's

Listening Assignment #2



Hi, Hide 'n' Seek Kids!

I'm still working on the case called:

"The Case of the People Who Loved A Lot."

Our Bible verse is Hebrews 10:24-25:

"Let us consider how we may spur one another on toward love and good deeds. Let us not give up meeting together."

I need to find out:

1. To neglect something means to not do it as much as you should. Who didn't neglect to meet together on the special worship day?

AND

2. On what day did they meet together? What good things did they help each other do?

Can you help me? Listen carefully to the story and you might just hear the answers!

Thanks for your help!

Detective Dan

Then say, "Ok, Hide 'n' Seekers! Put on your best listening ears and see if you can hear the answers to Detective Dan's questions. When I finish telling the story, we will see if we can answer all of his questions."

Read the Bible Truth story, putting up the storyboard pictures as you tell it. At the end of the story, repeat the questions and lead the children in answering them. Present the gospel and close in prayer.

Answers to assignment questions, the gospel and ACTS prayer are also included at the end of the story text.

Answers:

Hebrews 10:24-25: "Let us consider how we may spur one another on toward love and good deeds. Let us not give up meeting together."

As you listen to the story, see if you can figure out:

1. To neglect something means to not do it as much as you should. Who didn't neglect to meet together on the special worship day? God's people didn't neglect to meet together.

2. On what day did they meet together? What good things did they help each other do? They met together on Sunday, their special worship day each week. They learned from God's Word and prayed to God. They cared for each other's needs.

For You and Me:


God wants us to meet together with His people on the special worship day, too. He wants us to learn from God's Word, the Bible, to pray to Him, and to care for each other's needs. God wants us to be His people and we can be, when we turn from our sins and trust in Jesus as our Savior.

VISUAL
AID
#5A

Place
verse in



take out
of BQB



Detective Dan's Listening Assignment #3

Detective Dan's

Listening Assignment #3



Hi, Hide 'n' Seek Kids!

I'm still working on the case called:

"The Case of the People Who Loved A Lot."

I found four clues, but one of them is NOT in the story. They are: a soldier; a gathering place; a Bible; and a jar of food.

Hold up each of the four pictures for the children to see as you identify them. Better yet, put them up on your flannelgraph board, off to one side.

I need to know:

1. Which of the three pictures does not belong in the story?

AND

2. How were the other three things important in our story?

Can you help me? Listen carefully to the story and you might just hear the answers!

Thanks!

Detective Dan

Then say. "Ok, Hide 'n' Seekers! Put on your best listening ears and see if you can hear the answers to Detective Dan's questions. When I finish telling the story, we will see if we can answer all of his questions."

Read the Bible Truth story, putting up the storyboard pictures as you tell it.

At the end of the story, repeat the questions and lead the children in answering them. Present the gospel and close in prayer.

Answers to assignment questions, the gospel and ACTS prayer are also included at the end of the story text.

Answers:


1. Which of the three pictures does not belong in the story? The soldier does not.

2. How were the other three things important in our story? God's people gathered together at the God's Temple-Church to worship God and love one another. They learned from God's Word, the Bible. They cared for each other's needs. They made sure everyone had enough food to eat.


For You and Me:

God wants us to meet together with His people on the special worship day, too. He wants us to learn from God's Word, the Bible, to pray to Him, and to care for each other's needs. God wants us to be His people and we can be, when we turn from our sins and trust in Jesus as our Savior.

Gathering Place



Soldier







HSK 15 Lesson 3 Listening Assignment Clue Picture 2 for kids

HSK 15 Lesson 3 Listening Assignment Clue Picture1 for kids

Jar of Food



Bible





HSK 15 Lesson 3 Listening Assignment Clue Picture 4 for kids



HSK 15 Lesson 3 Listening Assignment Clue Picture 3 for kids

VISUAL
AID

Place
verse in

take out


#6

Big
Question
Folder

HSK
Bible
Folder

HSK Bible
Folder

of BQB



Detective Dan's Listening Assignment #4

Detective Dan's

Listening Assignment #4



Hi, Hide 'n' Seek Kids!

I'm still working on the case called:

"The Case of the People Who Loved A Lot."

I need to find out:

1. What did the people in the story thank God for?
- AND
2. What did they ask God to help them do?

Can you help me? Listen carefully to the story and you might just hear the answers!

Thanks!
Detective Dan

Then say. "Ok, Hide 'n' Seekers! Put on your best listening ears and see if you can hear the answers to Detective Dan's questions. When I finish telling the story, we will see if we can answer all of his questions."

*Read the Bible Truth story, putting up the storyboard pictures as you tell it.
At the end of the story, repeat the questions and lead the children in answering them. Present the gospel and close in prayer.*

Answers to assignment questions, the gospel and ACTS prayer are also included at the end of the story text.

Answers:

1. **What did the people in the story thank God for?** God's people remembered how Jesus died on the cross and rose from the dead to save them. How they thanked God for giving them a Savior so they could become His people!
2. **What did they ask God to help them do?** God's people asked God to help them live for Him and love one another.

For You and Me:

We have much to thank God for, too. He offers to forgive our sins through Jesus, too, when we turn away from our sins and trust in Jesus as our Savior. We have much to ask God to do in us, too. Just like God's people long ago, we can ask God to work in our hearts and help us to live for Him and love one another. God loves to answer these prayers!

VISUAL
AID

#7

Place
verse in



take out
the
Question
Review
of BQB



Detective Dan's Listening Assignment #5

Detective Dan's

Listening Assignment #5



Hi, Hide 'n' Seek Kids!

I'm still working on the case called:

"The Case of the People Who Loved A Lot."

I need to find out:

1. What did Jesus do for the people?

AND

2. What is the good news that they believed?

Can you help me? Listen carefully to the story and you might just hear the answers!

Thanks!

Detective Dan

Then say, "Ok, Hide 'n' Seekers! Put on your best listening ears and see if you can hear the answers to Detective Dan's questions. When I finish telling the story, we will see if we can answer all of his questions."

Read the Bible Truth story, putting up the storyboard pictures as you tell it.

At the end of the story, repeat the questions and lead the children in answering them. Present the gospel and close in prayer.

Answers to assignment questions, the gospel and ACTS prayer are also included at the end of the story text.

Answers:

1. What did Jesus do for the people? Jesus suffered and died on the cross save them from their sins. Then on the third day, He rose from the dead, showing He had beaten sin and death.

2. What is the good news that they believed? They believed that all who turn away from their sins and trust in Jesus as their Savior will have God's forgiveness for their sins. He will make them His dearly loved people for ever!

For You and Me:

Jesus can be our Savior, too, when we turn away from our sins and trust in Him as our Savior. We can be God's dearly loved people, too. And by His Holy Spirit, He can help us to worship God and love one another, just like He helped those people who lived long ago.