

# **DEEP DOWN DETECTIVES**

**Curriculum Resources  
for Unit 4, Bible Truth 8:**



**Can Anybody Tell Me  
What the LORD Is Like?  
He's Not Like Anyone Else...**

**He Is Faithful,  
Through and Through!**

## Session Prep (especially good for newbies!)

### Pray!



Pray for the Holy Spirit to be at work in your and the children's hearts.

### Review



If new to the curriculum, look at the **Getting Started with Deep Down Detectives section of the Core Curriculum book.** (p.5) It will be especially helpful to read through the Deep Down Detectives section of **The Praise Factory Tour: Extended Version Book.** This is a visual way to understand what goes on in the classroom. (A pdf of the book is found in the samples section on the website.)

### Look through and Learn the Lesson



Read over **lesson plan.** Practice any **songs or action rhymes** you are using. Choose/make up motions to go with these. Choose less with younger children and more with older preschoolers. **Practice the lesson with the visual aids** and using the Big Question Box/Briefcase.

### Read and Rehearse the Bible Story with Pictures



Read the Bible story from the Bible. Read the curriculum version. Practice telling it with the storyboard pictures. (If you have not previously laminated the story pictures, do that now.) Or, rehearse it from the Simple Story Scenes, if you are using those.

### Let There Be Music



Download the music and listen to the songs. Choose which of the songs you will use with the children. If using live musicians, make sure they have the sheet music (Appendix A, Core Curriculum book).

### Put the Props in Place



1. Prepare your Visual Aids. Put the Big Question, Unit Bible Truths, Bible Truth, Bible Verse, and Listening Assignment signs, as well as the Bible Story script in one side of the Bible folder.
2. Get out your storyboard. If using Simple Story Scenes, put these in your Bible Folder. Or, if using the individual storyboard figures, put all background pictures in place (they have a BG by the number). Put the rest of the storyboard pictures (these have a SB by the number) in order of use in the other side of the Bible folder.
3. Put the DDD Bible Folder as well as the Big Question sign in the Big Question Box/Briefcase and shut it. If your box/briefcase has locks and you want to use the unlocking the box as part of your session, lock it now....but make sure you have the key or know the code first.
4. Prepare the music CD or sheet music or mp3 device for use in your session.

### Set Out Free Play Activities



Choose and set up free time activities you will use with the children. Choose a variety of different activities that will be enjoyed by different types of children. Rotate the activities you provide to keep them interesting and fresh to your children. (Suggestions in Appendix D, Core Curriculum books.)

### Prepare Any Activities



Choose which (if any) of the Bible Truth games and crafts activities you want to use in the session. Bear in mind your time frame as well as the developmental abilities and attention span of your children as you decide which/how many to prepare. **Look over the Discussion Sheet** and choose a few questions you might use to spark discussion with the children as they do their activities (especially good for ages 3's+). Pray for God to give you opportunities to talk about these things with the children.

### Let Them Take It with Them



Make copies of the craft/take home sheets, if you are not already using them as one of your activities. You may also want to make copies of the story (see take-home version of each story included in Appendix C with the other take home resources) to have for parents to use with their children at home. There's a link on each craft/take home sheet to the story, if you don't make hard copies.

### Store It



After your session is over, collect the resources and store them for future use. This curriculum can be used over and over for years to come.

---

## Unit 4: The God Like None Other

---

### UNIT OVERVIEW

There are many gods that people worship, but none is like the LORD. He is the one, true God. He's not like anyone else! He's always been alive--and He will never die. He's completely good and loving. He's all-powerful and all-wise. And that's just the beginning of what the LORD is like. He is so great! There will always be more of Him to know.

In this unit we will learn eight, amazing ways that the LORD is not like anyone else!

### UNIT BIBLE VERSE: 1 Kings 8:23

"O LORD... there is no God like you in heaven above or on earth below."

### BIG QUESTION UNDER INVESTIGATION: Can Anybody Tell Me What the LORD Is Like?

**ANSWER:** He's Not Like Anyone Else!

#### OPTIONAL Big Question 4 INTRODUCTION LESSON (Use Hide 'n' Seek Kids Unit 4 Material)

Story: The Case of the Big Showdown *Exodus 1-12*

Bible Verse: 1 Kings 8:23

#### BIBLE TRUTH 1: He is a Glorious Spirit (3 Lessons Available)

Story: The Case of the Day of Blazing Brightness *1 Kings 6:8; 2 Chronicles 3-4,6-7*

Bible Verse: John 4:24

#### BIBLE TRUTH 2: He Is the One, True God (3 Lessons Available)

Story: The Case of the Fight with Fire *1 Kings 18*

Bible Verse: 2 Corinthians 13:14

#### BIBLE TRUTH 3: He is God the Father, Son and Holy Spirit: One God, but Three Persons

(3 Lessons Available)

Story: The Case of the Amazing Plan of the Three-in-One *Matthew 3:11-17; Mark 1:7-11;*

*Luke 3:15-18, 21-23; John 1:19-34*

Bible Verse: 2 Corinthians 13:14

#### BIBLE TRUTH 4: He Is Everywhere, All the Time (3 Lessons Available)

Story: The Case of the God Who Would Never Leave *Genesis 27-28*

Bible Verse: Psalm 139:1-3,7-10

#### BIBLE TRUTH 5: He Knows Everything There Is to Know (3 Lessons Available)

Story: The Case of the Missing Donkeys *1 Samuel 9*

Bible Verse: Daniel 2:20

#### BIBLE TRUTH 6: He Is Perfectly Holy, Purely Good (3 Lessons Available)

Story: The Case of the Tent that Had to Be Just So *Exodus 25-31,35-40; Leviticus 8*

Bible Verse: Isaiah 6:1-3

#### BIBLE TRUTH 7: He Can Do Anything He Wants to Do (3 Lessons Available)

Story: The Case of the Man with the Big Name *2 Kings 18-19; 2 Chronicles 32*

Bible Verse: Psalm 135:5-6

#### ➔ BIBLE TRUTH 8: He Is Always Faithful, Through and Through (3 Lessons Available)

Story: The Case of the Never-Forgotten Food *Exodus 16*

Bible Verse: Psalm 145:13,18,19

## Deep Down Detectives NIV Songs 4 Track Numbers

This is a listing of all songs mentioned in the unit curriculum. You may or may not choose to use all of the songs. They are listed in easy-reference order--NOT in the order used in the curriculum.

You may choose to simply burn a CD/load them onto an mp3 device in this order. Or, you may want to do what we do: choose the songs we want to use and create a play list of them in that order. Then, we burn a CD/upload the play list onto an mp3 device. A teacher only has to click forward to the next song, instead of hunting for the right track. The track number have been included as part of the title of each song, so teachers will still have a reference to the track number listed in the curriculum (same as those listed below), even if you change the order on your customized play list.

### SONGS USED EVERY UNIT OF THE CURRICULUM

- 1 The Classroom Song v.1
- 2 The Classroom Song v.2
- 3 The Classroom Song v.3
- 4 The Classroom Song v.4
- 5 Deep Down Detectives Theme Song
- 6 The Classroom Rules Song
- 7 Let's Pray Song
- 8 The Big Question Box Song
- 9 The Bible Chant Song
- 10 ACTS Prayer Song (Short Version)
- 11 ACTS Prayer Song (Full Version)

#### Why the Extra Songs?

Deep Down Detectives is a curriculum used by a wide age-span of kids. Sometimes one of the other songs is a better fit for your kids. Or, you may simply want to teach them more songs on the same Bible Truth. Use as many or as few as you want.

### UNIT 4: THE GOD LIKE NONE OTHER

- 12 Big Q & A 4 Song
- 13 Big Question 4 Song: Can Anybody Tell Me What the LORD Is Like?
- 14 Inspector Graff's Rap: The ABC's of God
- 15 Big Question 4 Bible Verse Song: There Is No God Like You 1 Kings 8:23, NIV 1984
- 16 *Extra Big Question 4 Bible Verse Song: I Am God Isaiah 46:9,11, NIV 1984*
- 17 Big Question 4 Hymn: Praise Him, Praise Him, All Ye Little Children
- 18 Big Question 4 Praise Song: God Is So Good

#### Can Anybody Tell Me What the LORD Is Like? He's Not Like Anyone Else...

##### Bible Truth 1: He Is a Glorious Spirit

- 19 Bible Verse: God Is Spirit John 4:24, NIV 1984

##### Bible Truth 2: He Is the One, True God

- 20 Bible Verse: Among the Gods Psalm 86:8-10, NIV 1984

##### Bible Truth 3: He Is God the Father, Son and Holy Spirit: One God, But Three Persons

- 21 Bible Verse: May the Grace 2 Corinthians 13:14, NIV 1984

##### Bible Truth 4: He Is Everywhere, All the Time

- 22 Bible Verse: Where Can I Go? Psalm 139:7-10, NIV 1984
- 23 Bible Verse: From Heaven the LORD Looks Down Psalm 33:13-14, NIV 1984

##### Bible Truth 5: He Knows Everything There Is to Know

- 24 Bible Verse: Praise Be the Name of God Daniel 2:20-22, NIV 1984

##### Bible Truth 6: He Is Perfectly Holy, Purely Good

- 25 Bible Verse: I Saw the Lord Isaiah 6:1-3, NIV 1984

##### Bible Truth 7: He Can Do Anything He Wants to Do

- 26 Bible Verse: I Know that the LORD Is Great Psalm 135:5-6, NIV 1984

##### Bible Truth 8: He Is Always Faithful, Through and Through

- 27 Bible Verse: Faithful, He Is Faithful Psalm 145:13,18,19, NIV 1984
- 28 *Extra Bible Verse: I Will Proclaim Deuteronomy 32:4, NIV 1984*

listen to or download songs for free at <https://praisefactory.org>: Deep Down Detectives Music page

**Big Question 4, Bible Truth 8 Overview: Key Concepts****P.1****Unit 4: The God Like None Other**

**Unit Big Question (and Answer):** Can Anybody Tell Me What the LORD Is Like? He's Not Like Anyone Else!

**Unit Bible Verse:** "O LORD... there is no God like you in heaven above or on earth below." 1 Kings 8:23

**Bible Truth 8 Concept: He's Not Like Anyone Else...He Is Always Faithful, Through and Through!**

God is faithful. We can count on Him to always do just what He says He will do. There are many times when we are scared or worried about things, but we know that God is faithful. We can trust Him and His good plans completely—no matter what! God has given His people many promises in His Word, the Bible. They learn these promises to help them remember how God will be faithful to them. One of the best promises God makes is to save whoever asks Him to forgive their sins, when they turn away from sinning and trust in Jesus to save them. God is faithful. If we ask Him for forgiveness, trusting in Jesus as our Savior, we know that He will forgive us, too.

**Bible Truth 8 Bible Verse: Psalm 145:13,18-19**

"The LORD is faithful to all his promises and loving toward all he has made. The LORD is near to all who call on him, to all who call on him in truth. He fulfills the desires of those who fear him; he hears their cry and saves them."

**Learn a Little:** "The LORD is faithful to all his promises."

**Meaning**

God's people are the people who fear Him. That is, those who know He is God and desire to love and obey Him with their whole lives. They know He promises to fulfill their desires with good things, that He hears their cries and will always save them. This is because they know that the LORD is always, completely faithful to all His promises.

**Bible Truth 8 ACTS Prayer**

- A** We praise You, God, that You are the great and awesome God. There is no God like you. You are always faithful!
- C** God, You are always faithful, but we are not. We break our promises. We do not love You or others the way we should. Please forgive us! We need a Savior!
- T** Thank you for wanting us to know and love You, even though we are just little people and You are the great and awesome God. Thank You for being so faithful to people like us who are unfaithful to You. Thank You for sending Jesus to take the punishment for the sins of all who would ever turn away from disobeying You and trust in Jesus as their own Savior.
- S** Help us to tell others about You so they can know how great and awesome You are. Help us to depend on You. Help us to say no to disobeying You and trust in Jesus as our own Savior. In Jesus' name we pray, Amen.

**Bible Truth 8 Story**

**The Case of the Never-Forgotten Food** *Exodus 16*

**Songs Used in Bible Truth 8**

Big Q & A 4 Song

Big Question 4 Song: Can Anybody Tell Me What the LORD Is Like?

*Inspector Graff's Rap: The ABC's of God*

Big Question 4 Bible Verse Song: There Is No God Like You 1 Kings 8:23, NIV 1984

*Extra Big Question 4 Bible Verse Song: I Am God Isaiah 46:9,11, NIV 1984*

Big Question 4 Hymn: Praise Him, Praise Him, All Ye Little Children


Big Question 4 Praise Song: God Is So Good


Bible Truth 8 Bible Verse Song: Faithful, He Is Faithful Psalm 145:13,18,19, NIV 1984

*Extra Bible Verse Song: I Will Proclaim Deuteronomy 32:4, NIV 1984*


listen to or download songs for free at <https://praisefactory.org>: Deep Down Detectives Music page

**1. GETTING STARTED**

 = follow the stars for a short & simple lesson plan

<p><b>Intake Activity Ideas</b></p>	<p><b>Choose one of these open-ended activities to include children as they join the class:</b></p>	
<p><b>Free Play Time</b> <i>suggestions in Appendix D</i></p>	<p> Offer your own or some of the easy-to-make, free play activities suggested in Appendix D.</p>	
<p><b>OR Sing-along Music Time</b> <i>lyrics and sheet music, Appendix A</i>  <i>listen to or download songs for free at <a href="https://praisefactory.org/Deep Down Detectives Music page">https://praisefactory.org/Deep Down Detectives Music page</a></i></p>	<p>Music from Deep Down Detectives (DDD) NIV Songs 4:                  Big Q &amp; A 4 Song                  Big Question 4 Song                  Extra Unit Song:  <i>Inspector Graff's Rap: The ABC's of God</i>                  Big Question 4 (Unit) Bible Verse Song:                  There Is No God Like You 1 Kings 8:23, NIV 1984                  Extra Big Question 4 (Unit) Bible Verse Song:                  I Am God Isaiah 46:9,11, NIV 1984                  Big Question 4 Hymn:                  Praise Him, Praise Him, All Ye Little Children                  Big Question 4 Praise Song:                  God Is So Good                  Bible Truth 8 Bible Verse Song:                  Faithful, He Is Faithful Psalm 145:13,18,19, NIV 1984                  Extra Bible Truth 8 Bible Verse Song:                  I Will Proclaim Deuteronomy 32:4, NIV 1984</p>	<p><i>DDD NIV Songs 4, track 12</i>  <i>DDD NIV Songs 4, track 13</i>    <i>DDD NIV Songs 4, track 14</i>    <i>DDD NIV Songs 4, track 15</i>    <i>DDD NIV Songs 4, track 16</i>    <i>DDD NIV Songs 4, track 17</i>    <i>DDD NIV Songs 4, track 18</i>    <i>DDD NIV Songs 4, track 27</i>    <i>DDD NIV Songs 4, track 28</i></p> <p><i>Add more fun to Sing-along Music Time by adding a Music, Movement &amp; Memory Activity. These activities are listed on p.10 of this lesson plan with the Response Activities. Instructions found in Appendix B.</i></p>
<p><b>OR Bible Verse Memory Game</b> <i>instructions found in Appendix B</i></p>	<p>Lesson 1 Game: Bean Bag Catch                  Lesson 2 Game: Animal Cube                  Lesson 3 Game: Fill'er Up</p> <p><i>These activities are also included on p.10 of this lesson plan with the Response Activities.</i></p>	

**2. OPENING CIRCLE TIME** (*introduce the Bible Truth and tell the related Bible story*)

<p><b>Gathering the Children</b> <i>lyrics and sheet music, Appendix A</i></p>	<p><i>Sing verse 1 of The Classroom Song to gather the children for Circle Time.</i></p> <p><b>The Classroom Song, verse 1</b> <span style="float: right;"><i>DDD NIV Songs 4, track 1</i></span>                  Let's gather together to worship God,                  Let's gather together to worship God,                  Let's gather together to worship God,                  Come gather here with me!</p>	
<p><b>Welcome to Deep Down Detectives</b></p>	<p> "Welcome to Deep Down Detectives. We're so glad you've joined us! Detectives are people who look for answers to questions. In Deep Down Detectives, we look for answers to big questions about God. We dig deep down in the truths of God's Word to find them."</p>	

**2. OPENING CIRCLE TIME, continued**



= follow the stars for a short & simple lesson plan

<p><b>Deep Down Detectives Theme Song</b></p> <p><i>Lyrics and sheet music, Appendix A</i></p>	<p>"Let's sing our Deep Down Detectives Theme Song."</p> <p><b>★ Deep Down Detectives Theme Song</b> <span style="float: right;">DDD NIV Songs 4, track 5</span></p> <p>We're Deep Down Detectives,                  diggin' deep in God's Word,                  For truths about God and His plans for this world,                  We're seeking to love Him, with all of our heart,                  We're Deep Down Detectives!                  Come on! Let's start!</p>
<p><b>Classroom Rules Song</b></p> <p><i>Lyrics and sheet music, Appendix A</i></p>	<p>There are two very important things that Deep Down Detectives do together: we worship God and we love one another. Our Classroom Rules Song reminds us how we should act. Let's sing it."</p> <p><b>Classroom Rules Song</b> <span style="float: right;">DDD NIV Songs 4, track 6</span></p> <p>Shh, be quiet while someone is talking,                  Raise your hand, if you have something to say,                  Don't touch your friend, sitting beside you,                  Obey your teachers, Be kind as you play.                  These are our classroom rules,                  These are our classroom rules,                  They help us worship God and love one another,                  These are our classroom rules.</p>
<p><b>Opening Prayer Time</b></p> <p><i>Lyrics and sheet music, Appendix A</i></p>	<p>"Children, we need God's help to keep these rules. Let's ask Him to help us right now. Let's get ready and pray."</p> <p><b>Let's Pray</b> <span style="float: right;">DDD NIV Songs 4, track 7</span></p> <p>1-2-3!                  Fold your hands,                  Bow your head,                  Close your eyes.                  Let's pray! (<i>repeat</i>)</p> <p>"Let's pray:"</p> <p><b>★ Opening Prayer</b></p> <p>Dear Lord,                  We're so glad to get to gather together to worship You!                  Please help us keep the classroom rules.                  Please help us to love You and learn about You today.                  In Jesus' name we pray. Amen.</p>



**2. OPENING CIRCLE TIME, continued**

★ = follow the stars for a short & simple lesson plan

**Reveal the Big Question**  
**Introduce the Big Question Box/Briefcase**

*lyrics and sheet music, Appendix A*

“Detectives INVESTIGATE things. That means they ask questions and look for answers. Deep Down Detectives investigate big questions about God. The Big Question we are investigating today is right inside our Big Question Box/Briefcase.

**The Big Question Box Song**

*DDD NIV Songs 4, track 8*

We’ve got a big box,  
All closed up and locked,  
Filled with the truths of God’s Word.

We’ve got a brief case,  
There’s no time to waste,  
Come on, kids, let’s open it up!

**The Big Question under Investigation**

VISUAL AID take out



of BQB

*Big Question & Answer Sign, front side*

*\*found in the DDD Unit 4 Visual Aids, NIV Book*

Ok, who would like to open for me and pull out the Big Question?”

*Choose a child to open the box/briefcase, take out the Big Question and hand it to you, then hold up the Big Question sign for all the children to see, and say:*

★ The Big Question we are investigating today is Big Question Number 4:

**Can Anybody Tell Me What the LORD Is Like?**

and the Answer is:

**He’s Not Like Anyone Else!**

**Big Question Meaning**

★ There are many gods that people worship, but none is like the LORD. He is the one, true God. He’s not like anyone else! He’s always been alive--and He will never die. He’s completely good and loving. He’s all-powerful and all-wise. And that’s just the beginning of what the LORD is like. He is so great! There will always be more of Him to know.

**Big Question Songs**

“Let’s sing our Big Question Song:

**Big Q & A 4 Song**

★ **Big Q & A 4 Song**

*DDD NIV Songs 4, track 12*

*lyrics and sheet music, Appendix A*

*(adapted version of “Have You Ever Seen a Lassie”)*

Can anybody tell me,  
Tell me, tell me,  
Can anybody tell me,  
What the LORD is like?  
He’s not like anyone else,  
Anyone else, anyone else,  
He’s not like anyone else,  
That’s what the LORD is like.

**2. OPENING CIRCLE TIME, continued**



= follow the stars for a short & simple lesson plan

**Learning about the Big Question (use one or both)**



Repeat the Big Question and Answer again:

"Can Anybody Tell Me What the LORD Is Like? He's Not Like Anyone Else!"

Say: "Hmmm, I wonder what that means... Let's do our action rhyme/sing our song that explains it."

Then do the action rhyme or sing the song using any of the optional motions suggested, if desired.

**Big Question Action Rhyme**

**Big Question 4 Action Rhyme**

**(POSSIBLE ACTIONS)**

The LORD is not like anyone else.  
He's not like you or me.  
He is a glorious spirit  
I cannot touch or see.  
He's very, very, VERY strong.  
He knows everything,  
He never does any wrong!  
And He is with us all the time.  
No matter where we may be.

Shake your head side to side in a "no"  
point out to someone else, then to self  
  
close eyes  
flex arm muscle  
Touch head  
Shake your head side to side in a "no"  
Stretch your hands out wide

**Big Question (Action Rhyme) Song**



**Big Question 4 (Action Rhyme) Song**

DDD NIV Songs 4, track 13

**(POSSIBLE ACTIONS)**

lyrics and sheet music, Appendix A

You might also enjoy:

Inspector Graff's Rap:  
The ABC's of God  
DDD NIV Songs 4,  
track 14

lyrics and sheet music, Appendix A

Refrain:

Tell me, can anybody tell me,  
Tell me, what the LORD is like?  
Tell me, can anybody tell me,  
Tell me, what the LORD is like?  
He's not like anyone else,  
He's not like anyone else,  
He's not like anyone else,  
He's not like anyone else,

Point out to others in a arc movement  
  
Point up to God  
  
Shake head "no"

Verse 1

He's Omniscient! (He knows all things)  
Omnipresent! (He's everywhere you can be)  
Omni-benevolent! (He's always good!)  
and Omnipotent! (He can do all things!) Refrain

Touch head  
Point out to others in a arc movement  
  
hold up flexed arm

Verse 2

He's Immutable! (He never changes!)  
He's Infallible! (He makes no mistakes!)  
He's Infinite! (There's always more of Him to know!)  
And purely Righteous!  
(He has no sin! Not even a teeny, tiny speck!) Refrain

fold arms over chest and shake head "no"  
  
extend out arms to each side  
  
hand gesture for tiny, by place index and thumb of same hand a little space apart

**2. OPENING CIRCLE TIME, continued**

★ = follow the stars for a short & simple lesson plan

**Learning the Bible Truth**

VISUAL take out

AID



of BQB

VISUAL AID

All the Bible Truths Sign

★ "He's not like anyone else" is a good beginning, but there's so more to learn. So it's time for us to dig down even deeper for more answers to our Big Question about God. We're going to be learning **EIGHT** Bible truths that all tell us more about what the God is like.

Who would like to hand me the picture with our eight Bible truths on it? It's in the Big Question Box/Briefcase." *Choose a child to get it and hand it to you, then hold it up and show them the pictures of the eight truths they will be learning.*

**Bible Truth Clue**

VISUAL take out

AID



of BQB

Bible Truth Clue Sign,

front side

VISUAL AID

*After everyone has had a good look, say...*

"Ok, we've learned seven truths about what the LORD is like. They are: "He is a Glorious Spirit," "He Is the One, True God," "He Is Father, Son and Holy Spirit: Three Persons, but just one God, "He Is Everywhere, All the Time," "He Knows Everything There Is to Know," "He Is Perfectly Holy, Purely Good," and "He Can Do Anything He Wants to Do" (point to pictures as you identify each Bible Truth). Now let's look at our Bible Truth Clue sign and see if we can figure out which of these eight truths we will be learning about today. Who would like to get it out of the Big Question Briefcase for me?"

*Choose a child to open the briefcase, take out the Bible Truth Clue sign and hand it to you. Hold up the front side for the children to see. Cover up the answer, written along the bottom, and say:*

**"Can Anybody Tell Me What the LORD Is Like?**

**He's Not Like Anyone Else!**

**He Is Always ????, Through and Through!"**

**Hint**

We're missing one word. Here's the hint to what the missing word is. It says: "This word means someone who does what they promise they will do? It rhymes with "bathe pool." (That's a silly rhyme, isn't it?)

Can you guess? It's "faithful."

So the Bible Truth we are learning today is:

*(uncover answer from bottom of sign, show it to them and say:)*

★ **"Can Anybody Tell Me What the LORD Is Like?**

**He's Not Like Anyone Else!**

**He Is Always FAITHFUL, Through and Through!"**

**Bible Truth Meaning**

★ And here is what this Bible Truth means: *(read the meaning off of the back of the sign, say:)*

God is faithful. We can count on Him to always do just what He says He will do. There are many times when we are scared or worried about things, but we know that God is faithful. We can trust Him and His good plans completely—no matter what! God has given His people many promises in His Word, the Bible. They learn these promises to help them remember how God will be faithful to them. One of the best promises God makes is to save whoever asks Him to forgive their sins, when they turn away from sinning and trust in Jesus to save them. God is faithful. If we ask Him for forgiveness, trusting in Jesus as our Savior, we know that He will forgive us, too.

**2. OPENING CIRCLE TIME, continued**

★ = follow the stars for a short & simple lesson plan

**Learning the Bible Verse**

"And how do I know this is true? God tells me so in His special book, the Bible."

**The Bible Chant Song**

Say or sing the Bible Chant Song.

DDD ESV Songs 4, track 9

lyrics and sheet music, Appendix A

**The Bible Chant Song**

The Bible, the Bible,  
Let's get out the Bible.  
Let's hear what God has to say.  
The Bible, the Bible,  
God's given us the Bible.  
It's His Word for us to learn and obey! Yay!

**Bible Verse**

DDD 4.8 Bible Verse-front side (in the DDD Bible folder)

"Who would like to get our Bible folder out of the Big Question Briefcase for me?"

VISUAL AID Place verse in take out

Choose a child to open the briefcase, take out the "Bible" folder and hand it to you. Remove the Bible Verse Picture from the "Bible" folder and hold it up for all the children to see, then say:



of BQB  
DDD Bible Folder

Psalm 145:13,18,19 tells us:

★ **Psalm 145:13,18-19**

\*found in the DDD Unit 4 Visual Aids, NIV Book

"The LORD is faithful to all his promises and loving toward all he has made. The LORD is near to all who call on him, to all who call on him in truth. He fulfills the desires of those who fear him; he hears their cry and saves them."


**Learn a Little:** "The LORD is faithful to all his promises."

**Bible Verse Meaning**

★ **What does that mean?**

God's people are the people who fear Him. That is, those who know He is God and desire to love and obey Him with their whole lives. They know He promises to fulfill their desires with good things, that He hears their cries and will always save them. This is because they know that the LORD is always, completely faithful to all His promises.

**2. OPENING CIRCLE TIME, continued**

 = follow the stars for a short & simple lesson plan

**Bible Verse  
Song**

*lyrics and sheet music,  
Appendix A*

*You might also enjoy:*

*I Will Proclaim:  
Deuteronomy 32:4  
DDD NIV Songs 4,  
track 28*

We've said our Bible verse, now let's sing it!

**Faithful, He Is Faithful: Psalm 145:13,18-19**

*DDD NIV Songs 4, track 27*

Faithful! He is faithful!  
The LORD is faithful to all His promises.  
Loving! He is loving!  
The LORD is loving toward all He has made.  
The LORD is near to all,  
To all who call on Him in truth.  
He fulfills the desires of those who fear Him,  
He hears their cries and saves them.  
Faithful! He is faithful!  
The LORD is faithful to all His promises.  
Loving! He is loving!  
The LORD is loving toward all He has made.  
Psalm One-forty-five, verses thirteen,  
eighteen, and nineteen.

**2. OPENING CIRCLE TIME, continued**

★ = follow the stars for a short & simple lesson plan

<p><b>Getting into the Case</b></p>	<p>"Now it's time to do a bit more deep down investigating. Let's see what Detective Dan wants us to help him figure out. Would someone like to get it out for me?"</p>
<p><b>Listening Assignments</b></p> <p>Place in  take out  of BQB</p>	<p><b>NOTE: Listening assignments are most suitable for ages 3+. Skip straight to the Bible story (see bottom of this page), if working with 2 year olds.</b></p> <p>"Let's open up our listening assignment and see what we are supposed to figure out today.</p> <p>Choose a child to take out the Listening Assignment (from the DDD Bible Folder) and hand it to you. Read Detective Dan's letter to the children that includes the listening assignment. The listening assignments are summarized below:</p>
<p>VISUAL AID</p> <p></p> <p>DDD Unit 4 Visual Aids, NIV</p>	<p><b>Detective Dan's Lesson #1 Listening Assignment:</b></p> <p>I need to find out:</p> <ol style="list-style-type: none"> <li><b>1. Who needed bread? Why was it so hard to get it?</b></li> <li><b>2. Who never forgot to give them bread? What was special about it?</b></li> </ol>
<p>VISUAL AID</p> <p></p> <p>DDD Unit 4 Visual Aids, NIV</p>	<p><b>Detective Dan's Lesson #2 Listening Assignment:</b></p> <p><b>Our Bible Verse is Psalm 145:13, 17-18:</b></p> <p>"The LORD is faithful to all his promises and loving toward all he has made. The LORD is near to all who call on him, to all who call on him in truth. He fulfills the desires of those who fear him; he hears their cry and saves them."</p> <p>I need to find out:</p> <ol style="list-style-type: none"> <li><b>1. What did the people of Israel think the LORD would NOT be faithful to provide for them?</b></li> <li><b>2. How did the LORD show He was faithful to His promises to take care of the people of Israel?</b></li> </ol>
<p>VISUAL AID</p> <p></p> <p>*Listening Assignment #3 includes the Assignment Sheet, plus 6 clue pictures*</p> <p>DDD Unit 4 Visual Aids, NIV</p>	<p><b>Detective Dan's Lesson #3 Listening Assignment:</b></p> <p>I found six clues, but only 4 of them are in the story. They are: a pie, a rock, a hippo, a weed, a man named Moses, and manna. Hold each of them up for the children to see as you identify them.</p> <p>I need to figure out:</p> <ol style="list-style-type: none"> <li><b>1. Which four belong in our story?</b></li> <li><b>2. Who thanked the LORD for rescuing them from the mean king of Egypt?</b></li> </ol>
<p><b>Tell the Bible Story</b> ★</p> <p>Place story &amp; pics in  take out  of BQB</p> <p>DDD Unit 4 Visual Aids, NIV</p> <p><b>Story text included in this book right after this lesson plan and in Visual Aids book</b></p>	<p>★ <b>Then say,</b> "Ok, Deep Down Detectives! Put on your best listening ears and see if you can hear the answers to Detective Dan's questions. When I finish telling the story, we will see if we can answer all the questions."</p> <p>★ <b>Bible Story: The Case of the Never-Forgotten Food</b> Exodus 16</p> <p>Read the Bible Truth story, putting up the storyboard pictures as you tell it. Then, have the children answer the listening assignment. Present the gospel and lead in prayer. Or, use the Simple Story Scenes resource to do all of this.</p> <p>*Answers to questions; the gospel; and, ACTS prayer are included with the story text.*</p>

**2. OPENING CIRCLE TIME, continued**

★ = follow the stars for a short & simple lesson plan

<p><b>Story Response Song(s)</b></p> <p><b>Hymn</b></p> <p><i>lyrics and sheet music, Appendix A</i></p>	<p><i>As attention span and time allow, you might want to end with one of the following songs which also tie in with the unit. If desired, use the Music and Movement activity ideas while singing (listed with the Response Activities).</i></p> <p><b>Praise Him, Praise Him, All Ye Little Children</b> <span style="float: right;"><i>DDD NIV Songs 4, track 17</i></span></p> <p>Praise Him, praise Him, All ye little children, God is love (powerful, holy), God is love (powerful, holy), Praise Him, praise Him, All ye little children, God is love (powerful, holy), Praise Him, praise Him, All ye little children, God is love (powerful, holy).</p> <p><b>Tie-in:</b> "Children God is so good, so powerful and so holy! Let's praise Him!"</p>
--	---

<p><b>Praise Song</b></p> <p><i>lyrics and sheet music, Appendix A</i></p>	<p><b>Praise Song: God Is So Good</b> <span style="float: right;"><i>DDD NIV Songs 4, track 18</i></span></p> <p>God is so good (powerful, holy), God is so good (powerful, holy), God is so good (powerful, holy), He's so good (powerful, holy) to me.</p> <p><b>Tie-in:</b> "Children God is so good, so powerful and so holy! Let's praise Him!"</p>
--	--

**3. TAKING ACTION: Response Activities** *(choose from among these activities)*






<p><b>Transition to Activities</b></p>	<p>★ Well, Deep Down Detectives, you've done a great job diggin' deep down for answers in the truths of God's Word. Now it's time to enjoy some activities."</p> <p><i>Tell children what activity/s you are providing for them: either free play or some of the response activities listed below. When you are ready to dismiss them, use this song to help the children transition in an orderly fashion to their next activity.</i></p>
--	--

<p><b>Classroom Song, verse 2</b></p> <p><i>lyrics and sheet music, Appendix A</i></p>	<p>"Children, let's sing our Time to Play Song. When we are finished you may get up and walk over to our next activity."</p> <p><b>Classroom Song, verse 2</b> <span style="float: right;"><i>DDD NIV Songs 4, track 2</i></span></p> <p>We've gathered together to worship God, We've gathered together to worship God, And now it's time to play.</p> <p><i>Dismiss the children to whatever activities you have prepared for them to do.</i></p>
--	---

**Lesson Plan: Big Question 4, Bible Truth 8**

use with all THREE lessons

**3. TAKING ACTION: Response Activities** (choose from among these activities) ★ = short & simple lesson plan

<p><b>Response Activities</b></p>	<p>Choose one or more activities appropriate for your children, based on classroom time and developmental needs. <b>Add the Discussion Sheet to any activity for deeper learning.</b> ★</p>
<p><b>Bible Verse Memory Game</b></p> <p><i>game directions, Appendix B</i></p>	<p>Though listed with the opening activities, you may choose to use this Bible verse game here instead (or as a repeat).</p> <ul style="list-style-type: none"> <li>• Lesson 1 Game: Bean Bag Catch</li> <li>• Lesson 2 Game: Animal Cube</li> <li>• Lesson 3 Game: Fill 'er Up</li> </ul> <p>Use the Discussion Sheet with this activity for even deeper learning ★</p>  <p>Discussion Questions</p>
<p><b>Music, Movement &amp; Memory Activity</b></p> <p><i>game directions, Appendix B</i></p>	<p>A music activity that uses the songs from the Bible Truth and Big Question unit.</p> <ul style="list-style-type: none"> <li>• DDD Songs for this Bible Truth, plus:</li> <li>• Lesson 1 Activity: Big Voice, Little Voice</li> <li>• Lesson 2 Activity: Sing, Dance and Fall Down</li> <li>• Lesson 3 Activity: March 'n' Say</li> </ul> <p>Use the Discussion Sheet with this activity for even deeper learning ★</p>  <p>Discussion Questions</p>
<p><b>Bible Story Review Game</b></p> <p><i>game directions, Appendix B</i></p>	<p>A game that uses the storyboard pictures from the story to review the story.</p> <ul style="list-style-type: none"> <li>• Lesson 1 Game: Clothespin Line Up and Drop</li> <li>• Lesson 2 Game: Deep Down Detectives Clue Hunt</li> <li>• Lesson 3 Game: Run to the Grocery Store</li> </ul> <p>Use the Discussion Sheet with this activity for even deeper learning ★</p>  <p>Discussion Questions</p>
<p><b>Coloring Pages/ Take Home Sheets</b></p> <p><i>in Appendix C</i></p> <p>★</p>	<p>A coloring page related to the lesson assignment question is provided for each lesson. On the back of each are the key concepts, a few questions and a song for parents to use with their children.</p> <p>NOTE: Upgrade your coloring sheet to a more interesting craft by offering simple embellishments, such as jiggly eyes, craft sand, glitter, glitter glue, colored paper dots (made with a hole punch), fabric scraps, etc. Make cut-to-size glued-on clothes, hair, etc for characters by using a copy of the coloring sheet, cutting out the selected portions and making them the patterns for whatever you want to cut out of fabric, paper, foil, etc.</p> <ul style="list-style-type: none"> <li>• Lesson 1 Coloring Sheet Emphasis: Bible Truth</li> <li>• Lesson 2 Coloring Sheet Emphasis: Bible Verse</li> <li>• Lesson 3 Coloring Sheet Emphasis: ACTS Prayer</li> </ul> <p>Use the Discussion Sheet with this activity for even deeper learning ★</p>  <p>Discussion Questions</p>
<p><b>Extra Crafts: Big Question Craft</b></p> <p><i>in Appendix C</i></p> <p><b>Bible Verse Craft</b></p> <p><i>in Appendix C</i></p> <p><b>Bible Story Puzzle</b></p> <p><i>in Appendix C</i></p>	<p><b>These crafts are slightly more complex than the coloring/take home sheets:</b></p> <p><b>The Bible Concept Go-and-Tell Craft</b> is a craft that summarizes the Bible concept and includes the Bible verse is included for those desiring more than a coloring sheet. This more complex craft will involve gluing, sticking, etc. Can be used at any time.</p> <p><b>The Bible Story Coloring Sheet</b> provides a tie in between the Bible story and the Bible truth they are learning.</p> <p>The <b>Storyboard Picture Placement Page</b> has been made into a puzzle that can be cut out and re-assembled by the children. This provides a nice summary of the story.</p> <p>Use the Discussion Sheet with these activities for even deeper learning ★</p>  <p>Discussion Questions</p>
<p><b>Free Play Activities</b> ★</p> <p><i>ideas in Appendix D</i></p>	<p>Offer your own or some of the easy-to-make, free play activities suggested in Appendix D.</p>



**4. CLOSING CIRCLE TIME** *(End-of-session activities for the last 5-10 minutes of class time)*

 = short & simple lesson plan

<p><b>Transition to Closing Circle</b></p> <p><b>Classroom Song, verse 3</b></p> <p><i>lyrics and sheet music, Appendix A</i></p>	<p><i>Use this song to help the children transition in an orderly fashion. Start singing this song and ask the children to gather with you for Closing Circle Time.</i></p> <p><b>Classroom Song, verse 3</b> <span style="float: right;"><i>DDD NIV Songs 4, track 3</i></span></p> <p>It's time to get ready to go and tell, It's time to get ready to go and tell, Come gather here with me.</p>
<p><b>Closing Circle Time</b></p> <p><b>Classroom Song, verse 4</b></p> <p><i>lyrics and sheet music, Appendix A</i></p>	<p><i>When children are settled in the circle, say:</i></p> <p>"It's almost time for your parents to come pick you up. And do you know what that means? It means.... (draw this out to build anticipation and excitement)...that it's almost time to go home and...it's almost time to...Go and Tell! We have learned some big news about God today. God wants us to take and tell it to the whole world!"</p> <p><b>Classroom Song, verse 4</b> <span style="float: right;"><i>DDD NIV Songs 4, track 4</i></span></p> <p>So what's our big news to go and tell, So what's our big news to go and tell, Can you tell me now?</p>
<p><b>Big News to Tell</b></p> <p><b>Big Question 4</b></p> <p><i>VISUAL AID</i></p> <p></p> <p><i>*found in the DDD Unit 4 Visual Aids, NIV Book</i></p> <p><i>lyrics and sheet music, Appendix A</i></p> <p><b>Big Question 4, Bible Truth 8</b></p> <p><i>VISUAL AID</i></p> <p></p>	<p>"Let's see....there's so much big news to tell! There's so much we've learned!</p> <p>First of all, can you tell me the answer to our <b>Big Question: "Can Anybody Tell Me What the LORD Is Like?"</b> <i>Hold up the Bible Truth Clue Picture.</i></p> <p>Say the answer with me: <b>"He's Not Like Anyone Else!"</b></p> <p><i>(If desired, you can sing one/both of the Big Question songs.)</i> <span style="float: right;"><i>DDD NIV Songs 4, tracks 12,13</i></span></p> <p>And what's one way He does this? What did we learn? <i>Point to the picture.</i></p> <p><b>"He is always faithful, through and through!"</b></p>
<p><b>Big Question 4 Bible Truth 8 Bible Verse</b></p> <p><i>VISUAL AID</i></p> <p></p> <p><i>*found in the DDD Unit 4 Visual Aids, NIV Book</i></p> <p><i>lyrics and sheet music, Appendix A</i></p>	<p>"And how do I know this is true? Can you tell me? Say it with me: <b>"The Bible tells me so!"</b></p> <p>That's right!</p> <p>We learned: <b>Psalm 145:13,18-19:</b></p> <p>"The LORD is faithful to all his promises and loving toward all he has made. The LORD is near to all who call on him, to all who call on him in truth. He fulfills the desires of those who fear him; he hears their cry and saves them."</p> <p><b>Learn a Little:</b> "The LORD is faithful to all his promises."</p> <p>God's people are the people who fear Him. That is, those who know He is God and desire to love and obey Him with their whole lives. They know He promises to fulfill their desires with good things, that He hears their cries and will always save them. This is because they know that the LORD is always, completely faithful to all His promises.</p> <p><i>(If desired, you can sing the Bible verse song.)</i> <span style="float: right;"><i>DDD NIV Songs 4, track 27</i></span></p>

**4. CLOSING CIRCLE TIME, continued**



= follow the stars for a short & simple lesson plan

<p><b>Closing ACTS Prayer Time</b></p> <p><b>ACTS Prayer Chant</b></p> <p><i>lyrics and sheet music, Appendix A</i></p>	<p><i>Let's ask God to help us to remember this and even tell others this good news. Let's get ready and pray our ACTS prayer.</i></p> <p><i>And what does ACTS mean? Let's sing/say our ACTS Prayer Chant!</i></p> <p><b>ACTS Prayer Chant Song</b> <span style="float: right;"><i>DDD NIV Songs 4, tracks 10,11</i></span></p> <p>A, Adoration, God, we praise You!                  C, Confession, Forgive us our sins.                  T, Thanksgiving, Thank You for Jesus,                  S, Supplication, Help us to live like Him..</p> <p style="text-align: right;">That's the ACTS prayer, my friend,                  Bow your head, Close your eyes, Shhh,                  Let's begin.</p>
<p><b>Closing ACTS Prayer</b></p>	<p>"Let's pray!"</p> <p><i>Lead the children in the ACTS prayer for this Bible Truth.</i></p> <p><b>A</b> We praise You, God, that You are the great and awesome God. There is no God like you. You are always faithful!</p> <p><b>C</b> God, You are always faithful, but we are not. We break our promises. We do not love You or others the way we should. Please forgive us! We need a Savior!</p> <p><b>T</b> Thank you for wanting us to know and love You, even though we are just little people and You are the great and awesome God. Thank You for being so faithful to people like us who are unfaithful to You. Thank You for sending Jesus to take the punishment for the sins of all who would ever turn away from disobeying You and trust in Jesus as their own Savior.</p> <p><b>S</b> Help us to tell others about You so they can know how great and awesome You are. Help us to depend on You. Help us to say no to disobeying You and trust in Jesus as our own Savior.</p>
<p><b>5. TAKING IT HOME</b> <i>(Take Home Sheet)</i></p>	
<p><b>Clean up and Dismissal</b> </p>	<p>"Now it's time to work together and clean up."  <i>Have the children join you in cleaning up the room.</i></p>
<p><b>Coloring Pages/ Take Home Sheets</b> </p> <p><i>in Appendix C</i></p>	<p><i>Give out the craft/take home sheet and any other papers from the session, as you dismiss children from class.</i></p> <p><i>(Reminder: The back side of the coloring page is the take home sheet for each lesson.)</i></p>
<p><b>Bible Story to Take-Home</b></p> <p><i>in Appendix C</i></p>	<p>You may also want to include a copy of the story along with the take home sheet. (However, each coloring sheet/take home sheet includes a note to parents telling where they can download the story from the Parent Resources section on the website.)</p>

**The Case of the Never-Forgotten Food***Exodus 16***Story-telling Tips**

Ahead of time:

1. Read the Bible verses and story. Pray!
2. Choose story action cues and/or prepare storyboard figures, if using. (Included in Visual Aids book)
3. Practice telling story with the storyboard pictures, timing your presentation. Shorten, if necessary.

During your presentation:

1. Maintain as much eye contact as possible as you tell the story.
2. Put up storyboard figures/add story action cues as you tell the story. Allow the children to help you put them on the board, if desired.
3. Include the children in your story with a few questions about what they think will happen or words/concepts that might be new to them.
4. Watch the kids for signs that their attention span has been reached. Shorten, if necessary.

**INTRODUCTION/ LISTENING ASSIGNMENTS**

**"Our story is called: The Case of the Never-Forgotten Food. Here is your listening assignment."** Read from *Detective Dan's Listening Assignment signs, but questions are summarized below:*

**Detective Dan's Lesson #1 Listening Assignment:**

I need to find out:

1. **Who needed bread? Why was it so hard to get it?**
2. **Who never forgot to give them bread? What was special about it?**

**Detective Dan's Lesson #2 Listening Assignment:****Our Bible Verse is Psalm 145:13, 17-18:**

"The LORD is faithful to all his promises and loving toward all he has made. The LORD is near to all who call on him, to all who call on him in truth. He fulfills the desires of those who fear him; he hears their cry and saves them."

I need to find out:

1. **What did the people of Israel think the LORD would NOT be faithful to provide for them?**
2. **How did the LORD show He was faithful to His promises to take care of the people of Israel?**

**Detective Dan's Lesson #3 Listening Assignment:**

I found six clues, but only 4 of them are in the story.

They are: a pie, a rock, a hippo, a weed, a man named Moses, and manna.

*Hold each of them up for the children to see as you identify them.*

I need to figure out:

1. **Which four belong in our story?**
2. **Who thanked the LORD for rescuing them from the mean king of Egypt?**

**Read the assignment questions, THEN SAY,**

"Ok, Deep Down Detectives! Put on your best listening ears and see if you can hear the answers to Detective Dan's questions. When I finish telling the story, we will see if we can answer all the questions."

*Read the Bible Truth story, answer questions, present the gospel and lead in prayer.*

*Answers to questions; the gospel; and, ACTS prayer are included with the story text.*

**The Case of the Never-Forgotten Food** *Exodus 16**Story with lines separating paragraphs (text in bold, optional interaction cues in italics)*

**Rocks and weeds. Weeds and rocks. That's all that the people of Israel could see around them. No water. No food. They were out in the dry, deserty wilderness.**

**They USED to live in Egypt. The king had forced them to work very, very hard for him. He had been very mean to them. He didn't care if they were hurt. He just wanted them to work and work and work.**

**But the LORD cared. He sent a man to rescue them and take them away from Egypt and that mean king. Do you know what the man's name was?**

*Do you know?*

**It was Moses! Yes, the LORD would use Moses and his brother, Aaron, to show His mighty power to the king and all his people. He would use him to free them from all that hard work, and take them to a wonderful homeland.**

**At first the king refused to let Moses take the people of Israel away. But as the LORD used His mighty power to send sad thing after sad thing upon the king and his people, the king finally said yes.**

**The people gathered up their things and Moses led them out of Egypt and into the wilderness. They were off to the wonderful homeland the LORD promised them! Yay!**

**How happy the people were as they left Egypt! They had so much to thank the LORD for!**

*Can you think of what they could thank the LORD for doing for them?*

**No longer did they have to work for that mean king! No longer did they have to live as his slaves. The LORD was caring for them and He would lead them home.**

**They shouted their thanksgiving to the LORD: "O LORD, there is no God like You! You fight for your people! You rescue them! You beat the king and lead us away! Your love never fails!"**

**How happy the people of Israel were that all their troubles were over. But were their troubles really over? Yes, they were far away from that mean king... but now they were in the wilderness, surrounded by all these rocks and weeds! Where would they get food?**

**Now the people weren't so happy anymore. Now they were... well, how would YOU feel if you were out in the hot, dry wilderness with no food in sight?**

*How would you feel?*

**The people were scared and upset...VERY UPSET! They didn't know what to do and they forgot about the ONE who was with them and COULD take care of them, even out in that wilderness--the LORD!**

*Story with lines separating paragraphs (text in bold, optional interaction cues in italics)*

**They forgot how good the LORD had been to them already. They forgot that the LORD always keeps His promises. And, they forgot how mighty the LORD is. He could always take care of their needs!**

**And because they forgot, they began to grumble to Moses and his brother, Aaron. "It would have been better for the LORD to let us die working for the mean king in Egypt! At least in Egypt we sat by pots of meat and ate our fill of bread!! Now we're going to die out here in this wilderness surrounded by nothing but these rocks and weeds!" they exclaimed.**

**Were they right? Had the LORD brought them out into the wilderness to die?**

*What do you think?*

**Of course, not! The LORD had brought them out there in that dry wilderness to grow their trust in Him. He had brought them out there to show how great He was. He had brought them out there to lead them home.**

**The LORD is always faithful to His people, through and through. They could trust Him to take care of them. He wouldn't let them die! He knew exactly what they needed, and He would give it to them.**

**The LORD told Moses: "Gather the people together and tell them that I am about to rain bread from heaven...enough to feed EVERYONE! Tell the people to go out every day and gather what they need for the day. On the day before Sabbath worship day, have them gather extra bread. Then they can rest and worship Me on the worship day, instead of gathering food," the LORD said.**

**So, Moses got all the people together, and told them: "The LORD has heard you grumble to us about food. He wants you to know that you're really grumbling against Him. You are acting like He isn't faithful to you. Now He's going to show you yet again how faithful He is. He's going to give you meat to eat at night and bread to eat in the morning. He freed you from Egypt, and He will keep on taking care of you," Moses told them.**

**But weren't there just weeds and rocks around? How could the LORD provide meat and bread for all those thousands and thousands of people with hungry, grumbling tummies for even just one meal, let alone every morning and every night over and over and over again?! How would He do it?**

**Soon the people saw. That evening the air was suddenly filled with a loud, flapping noise. What could it be?**

*What do you think made that noise?*

**The people looked up and saw the sky filled with more quail birds than you could count! Thousands and thousands of them!**

**That great flock of birds landed all over the camp until it was covered in them. Here was the meat the LORD promised to give them!**

**The people gladly took the birds and roasted them. How they enjoyed that tasty meat that night! The LORD had been faithful to His promises that evening. Everyone went to bed with a full belly that night!**

*Story with lines separating paragraphs (text in bold, optional interaction cues in italics)*

---

**The morning brought an even bigger surprise! The people came out of their tents to find thin little flakes of something all over the ground. "What is it?" everyone wondered. No one had ever seen anything like it.**

**"This is the bread that the LORD has given you to eat," Moses told them. "Gather up as much as you need for your families today. God will give you more tomorrow."**

---

**What funny-looking bread! But when they tasted it, it tasted so good! It was sweet like honey. The people called it "What is it?" – or manna, as they say in their language. They gathered it up and cooked with it. Yum, yum, yummy! Bread from heaven!**

---

**Day after day, the people of Israel traveled for forty, long years. Every day, they walked through the rocks and weeds of the wilderness until, at last, they made it to the beautiful homeland the LORD had promised them. And was there ever a day when HE let them go hungry, those whole, forty years?**

*What do you think?*

**No, there was not! The LORD, Himself, fed them with manna from heaven, every single day. How good the LORD was to the His people! He was always faithful, through and through... and He still is, even today!**

**Cracking the Case:** (story wrap-up for Listening Assignments)

It's time to see how we did with our Listening Assignment.

**Detective Dan's Lesson 1 Listening Assignment:****1. Who needed bread? Why was it so hard to get it?**

The people of Israel needed bread in the wilderness. It was so hard to get because the wilderness was dry and there were only weeds and rocks! No food!

**2. Who never forgot to give them bread? What was special about it?** The LORD never forgot to give them bread. He gave them "manna"--special bread from heaven that they collected from the ground every morning.

**For You and Me:**

The LORD was faithful to take care of the people of Israel. He fed them bread and meat, even when it seemed impossible. The LORD has been faithful to us in an even more amazing way! He promised to send a Savior to save us from our sins and He kept His promise! He sent His Son, Jesus to live a perfect life and offer it up as the full payment for sins when He suffered and died on the cross. Then on the third day, Jesus rose up from the dead, showing He had really done it. He had really beaten sin and death for us! And now, all who turn away from their sins and trust in Jesus as their Savior, they will be forgiven their sins and become God's dearly loved people! Ask Him to help you trust in Jesus as your Savior! He loves to help us!

**Detective Dan's Lesson 2 Listening Assignment:**  
**Our Bible Verse is Psalm 145:13, 18-19:**

"The LORD is faithful to all his promises and loving toward all he has made. The LORD is near to all who call on him, to all who call on him in truth. He fulfills the desires of those who fear him; he hears their cry and saves them."

**1. What did the people of Israel think the LORD would NOT be faithful to provide for them?** Food out in the wilderness.

**2. How did the LORD show He was faithful to His promises to take care of the people of Israel?**

He rescued them from Egypt and working for the mean king. He provided food for them in the wilderness every day until they reached the homeland He promised to give them.

**For You and Me:**

The people of Israel had so much to thank the LORD for doing for them! He rescued them from the mean king of Egypt. He took care of them as they traveled through the wilderness and gave them a wonderful, new homeland. How faithful the LORD was to them! The LORD gives us even more to be thankful for than the people of Israel. He offers to forgive our sins and make us His dearly-loved people, when we turn from our sins and trust in Jesus as our Savior. Then we will be His people and He will be our God. He will be faithful to always take care of us every day of our lives here on earth. Then one day, when we die, He will take us to the wonderful homeland of heaven to live with Him forever. That will be best of all! Ask Him to help you trust in Jesus as your Savior. He loves to help us!

**Detective Dan's Lesson 3 Listening Assignment:**

Our six clues were: a pie, a rock, a hippo, a weed, a man named Moses, and manna.

**1. Which four belong in our story?**

The rock, the weed, Moses and the manna.

**2. Who thanked the LORD for rescuing them from the mean king of Egypt?**

The people of Israel.

**For You and Me:**

The people of Israel had so much to thank the LORD for doing for them! He rescued them from the mean king of Egypt. He took care of them as they traveled through the wilderness and gave them a wonderful, new homeland. How faithful the LORD was to them! The LORD gives us even more to be thankful for than the people of Israel. He offers to forgive our sins and make us His dearly-loved people, when we turn from our sins and trust in Jesus as our Savior. Then we will be His people and He will be our God. He will be faithful to always take care of us every day of our lives here on earth. Then one day, when we die, He will take us to the wonderful homeland of heaven to live with Him forever. That will be best of all! Ask Him to help you trust in Jesus as your Savior. He loves to help us!

**The Gospel** (story wrap-up if NOT using Listening Assignments)**Our Bible Truth is:****Can Anybody Tell Me What the LORD Is Like?****He's Not Like Anyone Else...****He Is Always Faithful, through and through!**

The LORD showed Himself faithful to the people of Israel when they were hungry out in the wilderness. He promised to take care of them and He did!

The LORD was so faithful to the people of Israel, but do you know what the greatest way He has been faithful not just to them, but to all of us?

He promised to send a Savior to save us from our sins! You see, we all have disobeyed God and deserve His punishment. But God sent His Son, Jesus, to live a perfect life and offer it up as the full payment for sins when He suffered and died on the cross. Then on the third day, Jesus rose up from the dead, showing He had really done it. He had really beaten sin and death for us! And now, all who turn away from their sins and trust in Jesus as their Savior, they will be forgiven their sins and become God's dearly loved people!

God gives them a brand new heart to know and love God. And one day, when they die, they will go to live with God and enjoy Him, as happy as anyone can ever be, forever! Jesus can be our Savior, too. Ask Him! He loves to help us! How faithful the LORD is to us!

*Close in prayer.*

**Closing ACTS Prayer**

**A** We praise You, God, that You are the great and awesome God. There is no God like you. You are always faithful!

**C** God, You are always faithful, but we are not. We break our promises. We do not love You or others the way we should. Please forgive us! We need a Savior!

**T**

Thank you for wanting us to know and love You, even though we are just little people and You are the great and awesome God. Thank You for being so faithful to people like us who are unfaithful to You. Thank You for sending Jesus to take the punishment for the sins of all who would ever turn away from disobeying You and trust in Jesus as their own Savior.

**S**

Help us to tell others about You so they can know how great and awesome You are. Help us to depend on You. Help us to say no to disobeying You and trust in Jesus as our own Savior.

***Go to Lesson Plan, p.9 for the script to the rest of the lesson.***



# Deep Down Discussion Sheet

use with all THREE lessons

Use with all response activities for deeper learning



P.1

Questions to aid discussion of the key concepts and for use in games

Be familiar with these questions and answers. Look for opportunities to ask questions and discuss their answers, such as while the children work on their coloring pages, as part of their response games, or during play time. Remember: your goal isn't to ask all these questions or only talk to the children about these things. It is to be deliberate in having good conversations with them, however much or little you have.

<p><b>BIG QUESTION</b></p> <p><b>Meaning</b></p> <p><b>Discussion Questions</b></p>	<p>Can Anybody Tell Me What the LORD Is Like? He's Not Like Anyone Else!</p> <p>There are many gods that people worship, but none is like the LORD. He is the one, true God. He's not like anyone else! He's always been alive--and He will never die. He's completely good and loving. He's all-powerful and all-wise. And that's just the beginning of what the LORD is like. He is so great! There will always be more of Him to know.</p> <p><i>choose a few</i></p> <ol style="list-style-type: none"> <li>1. Can anybody tell me what the LORD is like? <i>He's not like anyone else!</i></li> <li>2. Do people worship many different gods? <i>Yes, they do.</i></li> <li>3. Are all gods the same as the LORD? <i>No, there is no other god like the LORD.</i></li> <li>4. Who is the one, true God? <i>The LORD.</i></li> <li>5. How long has God been alive? <i>He's always been alive.</i></li> <li>6. When will God die? <i>Never!</i></li> <li>7. How good and loving is God? <i>He is completely good and loving!</i></li> <li>8. How powerful is the LORD? <i>He is all powerful.</i></li> <li>9. How wise is the LORD? <i>He is all wise!</i></li> <li>10. Will we ever know everything there is to know about God? <i>No, there will always be more of Him for us to know.</i></li> </ol>
<p><b>BIBLE TRUTH</b></p> <p><b>Meaning</b></p> <p><b>Discussion Questions</b></p>	<p>He's Not Like Anyone Else...He Is Always Faithful, through and through!</p> <p>God is faithful. We can count on Him to always do just what He says He will do. There are many times when we are scared or worried about things, but we know that God is faithful. We can trust Him and His good plans completely—no matter what! God has given His people many promises in His Word, the Bible. They learn these promises to help them remember how God will be faithful to them. One of the best promises God makes is to save whoever asks Him to forgive their sins, when they turn away from sinning and trust in Jesus to save them. God is faithful. If we ask Him for forgiveness, trusting in Jesus as our Savior, we know that He will forgive us, too.</p> <p><i>choose a few</i></p> <ol style="list-style-type: none"> <li>1. Who is faithful through and through? <i>God.</i></li> <li>2. What can we count on Him to do? <i>Just what He says He will do.</i></li> <li>3. What should we do when we are scared or worried? <i>We should remember God is faithful. We can always trust Him and His good plans.</i></li> <li>4. What book has God's promises written in it? <i>The Bible.</i></li> <li>5. What is God's promise to us when we turn away from our sins and trust in Jesus as our Savior? <i>He will forgive our sins and save us. He will make us His people.</i></li> <li>6. Does God always keep His promises? <i>Yes, He does. He is faithful, through and through.</i></li> </ol>

**Deep Down Discussion Sheet**

use with all THREE lessons

**P.2**

Questions to aid discussion of the key concepts and for use in games

<p><b>THE GOSPEL</b></p>	<p>What is God's good news for you and me? <i>The gospel!</i>  <i>Can anybody tell me what the LORD is like? He's not like anyone else...He is faithful, through and through. One of most amazing ways God has been faithful is in saving His sinful people. You see, we all have sinful hearts that have chosen to disobey Him and His good ways. We all deserve His punishment. How sad! But God is so rich in mercy! He sent His Son, Jesus to die on the cross to pay for all the sins of God's people. On Day Three, Jesus rose from the dead, proving He had beaten sin and death for them. We can become God's people, too, when we turn away from their sins and trust in Jesus as their Savior. Ask Him to help you turn to Him! He loves to do this.</i></p>
<p><b>BIBLE TRUTH BIBLE VERSE</b></p> <p><b>Meaning</b></p> <p><b>Discussion Questions</b></p> <p><i>choose a few</i></p>	<p>"The LORD is faithful to all his promises and loving toward all he has made. The LORD is near to all who call on him, to all who call on him in truth. He fulfills the desires of those who fear him; he hears their cry and saves them."--Psalm 145:13, 18-19</p> <p><b>Learn a Little:</b> "The LORD is faithful to all his promises."</p> <p>God's people are the people who fear Him. That is, those who know He is God and desire to love and obey Him with their whole lives. They know He promises to fulfill their desires with good things, that He hears their cries and will always save them. This is because they know that the LORD is always, completely faithful to all His promises.</p> <ol style="list-style-type: none"> <li>1. What is the LORD faithful to always keep? <i>All of His promises.</i></li> <li>2. How does the LORD treat all that He has made? <i>He is loving toward all He has made.</i></li> <li>3. What does it mean that God's people fear Him? <i>Not that they are scared of Him, but that they know He is God and want to honor Him with everything they do.</i></li> <li>4. Who is the LORD always near to and hears their cries for help? <i>Those who call on Him in truth. That is, those who trust in Him as their Savior.</i></li> <li>5. What will God always do for His people? <i>He will save them.</i></li> <li>6. How does God save His people? <i>He saves them from their sins through Jesus. He saves them from all their troubles by helping them through them all; and, taking them away whenever it is best for them. God uses everything in their lives for their good and His glory.</i></li> <li>7. How can we become God's people? <i>We can ask God to help us to turn away from our sins and trust in Jesus as our Savior. He loves to answer these prayers!</i></li> </ol>
<p><b>BIBLE STORY</b></p> <p><b>Discussion Questions</b></p> <p><i>choose a few</i></p>	<p><b>The Case of the Never-Forgotten Food</b></p> <ol style="list-style-type: none"> <li>1. Why didn't the people of Israel find food? <i>They were out in the wilderness where there wasn't any food, only weeds and rocks.</i></li> <li>2. What happens if you don't eat for a long time? <i>You die.</i></li> <li>3. What did the people of Israel do when they couldn't find food? <i>They complained to Moses.</i></li> <li>4. What did the people of Israel want? <i>Meat pots and bread like they had in Egypt.</i></li> <li>5. How did the people get meat? <i>The LORD brought in quail every evening for them to eat.</i></li> <li>6. How did the people get bread? <i>The LORD gave them bread that appeared on the ground every morning.</i></li> <li>7. Why was it wrong for the people of Israel to complain? <i>They knew how faithful God was to them. They should have trusted He would give them food.</i></li> <li>8. God provided the food the people of Israel needed so they wouldn't starve out in the desert. He saved their lives. God has done something even greater to save our lives. What is it that He has done? <i>He sent Jesus to suffer and die on the cross for our sins. On the third day, God raised Jesus from the dead showing He had beaten sin and death for all of God's people.</i></li> <li>9. How can we become God's people? <i>We can turn away from our sins and trust in Jesus as our Savior. God loves to help us do this! Ask Him!</i></li> </ol>