

DEEP DOWN DETECTIVES

**Curriculum Resources
for Unit 4, Bible Truth 7:**



**Can Anybody Tell Me
What the LORD Is Like?
He's Not Like Anyone Else...**

He Can Do Anything He Wants to Do!

Session Prep (especially good for newbies!)

Pray!



Pray for the Holy Spirit to be at work in your and the children's hearts.

Review



If new to the curriculum, look at the **Getting Started with Deep Down Detectives section of the Core Curriculum book.** (p.5) It will be especially helpful to read through the Deep Down Detectives section of **The Praise Factory Tour: Extended Version Book.** This is a visual way to understand what goes on in the classroom. (A pdf of the book is found in the samples section on the website.)

Look through and Learn the Lesson



Read over **lesson plan.** Practice any **songs or action rhymes** you are using. Choose/make up motions to go with these. Choose less with younger children and more with older preschoolers. **Practice the lesson with the visual aids** and using the Big Question Box/Briefcase.

Read and Rehearse the Bible Story with Pictures



Read the Bible story from the Bible. Read the curriculum version. Practice telling it with the storyboard pictures. (If you have not previously laminated the story pictures, do that now.) Or, rehearse it from the Simple Story Scenes, if you are using those.

Let There Be Music



Download the music and listen to the songs. Choose which of the songs you will use with the children. If using live musicians, make sure they have the sheet music (Appendix A, Core Curriculum book).

Put the Props in Place



1. Prepare your Visual Aids. Put the Big Question, Unit Bible Truths, Bible Truth, Bible Verse, and Listening Assignment signs, as well as the Bible Story script in one side of the Bible folder.
2. Get out your storyboard. If using Simple Story Scenes, put these in your Bible Folder. Or, if using the individual storyboard figures, put all background pictures in place (they have a BG by the number). Put the rest of the storyboard pictures (these have a SB by the number) in order of use in the other side of the Bible folder.
3. Put the DDD Bible Folder as well as the Big Question sign in the Big Question Box/Briefcase and shut it. If your box/briefcase has locks and you want to use the unlocking the box as part of your session, lock it now....but make sure you have the key or know the code first.
4. Prepare the music CD or sheet music or mp3 device for use in your session.

Set Out Free Play Activities



Choose and set up free time activities you will use with the children. Choose a variety of different activities that will be enjoyed by different types of children. Rotate the activities you provide to keep them interesting and fresh to your children. (Suggestions in Appendix D, Core Curriculum books.)

Prepare Any Activities



Choose which (if any) of the Bible Truth games and crafts activities you want to use in the session. Bear in mind your time frame as well as the developmental abilities and attention span of your children as you decide which/how many to prepare. **Look over the Discussion Sheet** and choose a few questions you might use to spark discussion with the children as they do their activities (especially good for ages 3's+). Pray for God to give you opportunities to talk about these things with the children.

Let Them Take It with Them



Make copies of the craft/take home sheets, if you are not already using them as one of your activities. You may also want to make copies of the story (see take-home version of each story included in Appendix C with the other take home resources) to have for parents to use with their children at home. There's a link on each craft/take home sheet to the story, if you don't make hard copies.

Store It



After your session is over, collect the resources and store them for future use. This curriculum can be used over and over for years to come.

Unit 4: The God Like None Other

UNIT OVERVIEW

There are many gods that people worship, but none is like the LORD. He is the one, true God. He's not like anyone else! He's always been alive--and He will never die. He's completely good and loving. He's all-powerful and all-wise. And that's just the beginning of what the LORD is like. He is so great! There will always be more of Him to know.

In this unit we will learn eight, amazing ways that the LORD is not like anyone else!

UNIT BIBLE VERSE: 1 Kings 8:23

"O LORD...there is no God like you, in heaven above or on earth beneath."

BIG QUESTION UNDER INVESTIGATION: Can Anybody Tell Me What the LORD Is Like?

ANSWER: He's Not Like Anyone Else!

OPTIONAL Big Question 4 INTRODUCTION LESSON (Use Hide 'n' Seek Kids Unit 4 Material)

Story: The Case of the Big Showdown *Exodus 1-12*

Bible Verse: 1 Kings 8:23

BIBLE TRUTH 1: He is a Glorious Spirit (3 Lessons Available)

Story: The Case of the Day of Blazing Brightness *1 Kings 6:8; 2 Chronicles 3-4,6-7*

Bible Verse: John 4:24

BIBLE TRUTH 2: He Is the One, True God (3 Lessons Available)

Story: The Case of the Fight with Fire *1 Kings 18*

Bible Verse: 2 Corinthians 13:14

BIBLE TRUTH 3: He is God the Father, Son and Holy Spirit: One God, but Three Persons

(3 Lessons Available)

Story: The Case of the Amazing Plan of the Three-in-One *Matthew 3:11-17; Mark 1:7-11;*

Luke 3:15-18, 21-23; John 1:19-34

Bible Verse: 2 Corinthians 13:14

BIBLE TRUTH 4: He Is Everywhere, All the Time (3 Lessons Available)

Story: The Case of the God Who Would Never Leave *Genesis 27-28*

Bible Verse: Psalm 139:1-3,7-10

BIBLE TRUTH 5: He Knows Everything There Is to Know (3 Lessons Available)

Story: The Case of the Missing Donkeys *1 Samuel 9*

Bible Verse: Daniel 2:20

BIBLE TRUTH 6: He Is Perfectly Holy, Purely Good (3 Lessons Available)

Story: The Case of the Tent that Had to Be Just So *Exodus 25-31,35-40; Leviticus 8*

Bible Verse: Isaiah 6:1-3

➔ BIBLE TRUTH 7: He Can Do Anything He Wants to Do (3 Lessons Available)

Story: The Case of the Man with the Big Name *2 Kings 18-19; 2 Chronicles 32*

Bible Verse: Psalm 135:5-6

BIBLE TRUTH 8: He Is Always Faithful, Through and Through (3 Lessons Available)

Story: The Case of the Never-Forgotten Food *Exodus 16*

Bible Verse: Psalm 86:1,15,16

Deep Down Detectives ESV Songs 4 Track Numbers

This is a listing of all songs mentioned in the unit curriculum. You may or may not choose to use all of the songs. They are listed in easy-reference order--NOT in the order used in the curriculum.

You may choose to simply burn a CD/load them onto an mp3 device in this order. Or, you may want to do what we do: choose the songs we want to use and create a play list of them in that order. Then, we burn a CD/upload the play list onto an mp3 device. A teacher only has to click forward to the next song, instead of hunting for the right track. The track number have been included as part of the title of each song, so teachers will still have a reference to the track number listed in the curriculum (same as those listed below), even if you change the order on your customized play list.

SONGS USED EVERY UNIT OF THE CURRICULUM

- 1 The Classroom Song v.1
- 2 The Classroom Song v.2
- 3 The Classroom Song v.3
- 4 The Classroom Song v.4
- 5 Deep Down Detectives Theme Song
- 6 The Classroom Rules Song
- 7 Let's Pray Song
- 8 The Big Question Box Song
- 9 The Bible Chant Song
- 10 ACTS Prayer Song (Short Version)
- 11 ACTS Prayer Song (Full Version)

Why the Extra Songs?

Deep Down Detectives is a curriculum used by a wide age-span of kids. Sometimes one of the other songs is a better fit for your kids. Or, you may simply want to teach them more songs on the same Bible Truth. Use as many or as few as you want.

*listen to or
download songs
for free at [https://
praisefactory.
org:Deep Down
Detectives
Music page](https://praisefactory.org:Deep Down Detectives Music page)*

UNIT 4: THE GOD LIKE NONE OTHER

- 12 Big Q & A 4 Song
- 13 Big Question 4 Song: Can Anybody Tell Me What the LORD Is Like?
- 14 Inspector Graff's Rap: The ABC's of God
- 15 Big Question 4 Bible Verse Song: O, O, Lord 1 Kings 8:23, ESV
- 16 Extra Big Question 4 Bible Verse Song: In Heaven Above Kings 8:23, ESV (short version)
- 17 Extra Big Question 4 Bible Verse Song: In Heaven Above Kings 8:23, ESV (full version)
- 18 Extra Big Question 4 Bible Verse Song: In Heaven Above or Earth Beneath Kings 8:23, ESV (other version)
- 19 Extra Big Question 4 Bible Verse Song: I Am God Isaiah 46:9,11, ESV
- 20 Big Question 4 Hymn: Praise Him, Praise Him, All Ye Little Children
- 21 Big Question 4 Praise Song: God Is So Good

Can Anybody Tell Me What the LORD Is Like? He's Not Like Anyone Else...

Bible Truth 1: He Is a Glorious Spirit

- 22 Bible Verse: God Is Spirit John 4:24, ESV
- 23 Extra Bible Verse: The Hour Is Coming John 4:24, ESV (other version)

Bible Truth 2: He Is the One, True God

- 24 Bible Verse: Among the Gods Psalm 86:8-10, ESV
- 25 Extra Bible Verse: O Lord of Hosts Isaiah 37:16, ESV

Bible Truth 3: He Is God the Father, Son and Holy Spirit: One God, But Three Persons

- 26 Bible Verse: May the Grace 2 Corinthians 13:14, ESV

Bible Truth 4: He Is Everywhere, All the Time

- 27 Bible Verse: Where Shall I Go? Psalm 139:7-10, ESV
- 28 Extra Bible Verse: O LORD, You Have Searched Me Psalm 139:7-10, ESV (other version)
- 29 Extra Bible Verse: The LORD Looks Down from Heaven Psalm 33:13-14, HCSB

Bible Truth 5: He Knows Everything There Is to Know

- 30 Bible Verse: Blessed Be the Name of God Daniel 2:20-22, ESV
- 31 Extra Bible Verse: May the Name of God Be Praised Daniel 2:20-22, HCSB (other version)

Bible Truth 6: He Is Perfectly Holy, Purely Good

- 32 Bible Verse: I Saw the Lord Isaiah 6:1-3, ESV

Bible Truth 7: He Can Do Anything He Wants to Do

- 33 Bible Verse: I Know that the LORD Is Great Psalm 135:5-6, ESV
- 34 Extra Bible Verse: For I Know the Plans Jeremiah 29:11,13 ESV

Bible Truth 8: He Is Always Faithful, Through and Through

- 35 Bible Verse: But You, O LORD Psalm 86:1,15 ESV

Big Question 4, Bible Truth 7 Overview: Key Concepts**P.1****Unit 4: The God Like None Other**

Unit Big Question (and Answer): Can Anybody Tell Me What the LORD Is Like? He's Not Like Anyone Else!

Unit Bible Verse: "O LORD...there is no God like you, in heaven above or on earth beneath." 1 Kings 8:23

Bible Truth 7 Concept: He's Not Like Anyone Else...He Can Do Anything He Wants to Do!

The LORD is all-powerful. He is in control of everything. And, He has nothing but perfectly wise plans for this world. Because He is all powerful, we know that His perfectly wise plans will always happen. No one can stop the LORD from doing the good things for His people. Nothing can stop the LORD from doing the wonderful things that show everyone how great He is.

Bible Truth 7 Bible Verse: Psalm 135:5-6

"For I know that the LORD is great, and that our Lord is above all gods. Whatever the LORD pleases, he does, in heaven and on earth, in the seas and all deeps."

Learn a Little: "Whatever the LORD pleases, he does."

Meaning

Omnipotent means all powerful. The LORD is all-powerful. He is greater than all gods. He is all-powerful over all His creation. That is why in the heavens, the earth, and the seas, He will always do whatever pleases Him.

Bible Truth 7 ACTS Prayer

- A** We praise You, LORD. There is no god like you. You can do anything You want to do.
- C** God, we know You can do anything You want to do. We know You only do good. But too many times, we do not trust You. We don't think You are able to take care of us. Or, we don't trust that what You want to do is really best. Please forgive us! We need a Savior!
- T** LORD, thank You for being so powerful! Thank You that we can always ask for Your help and You can always give us the help we need. Thank You that You love to use Your power to do good. You will never use it to do anything bad. Thank You for even using Your great power to make the way for us to be forgiven of our sins. Thank You for sending Jesus!
- S** Work in our hearts, LORD. Help us to turn from our sins and trust in Jesus as our Savior. Help us to depend on You to take care of us. Use Your great power to do all of Your wonderful will in us and in this world. In Jesus' name we pray, Amen.

Bible Truth 7 Story

The Case of the Man with the Big Name *2 Kings 18-19; 2 Chronicles 32*

Songs Used in Bible Truth 7

Big Q & A 4 Song

Big Question 4 Song: Can Anybody Tell Me What the LORD Is Like?

Inspector Graff's Rap: The ABC's of God

Big Question 4 Bible Verse Song: O, O, Lord 1 Kings 8:23, ESV

Extra Big Question 4 Bible Verse Song: In Heaven Above Kings 8:23, ESV (short version)

Extra Big Question 4 Bible Verse Song: In Heaven Above Kings 8:23, ESV (full version)

Extra Big Question 4 Bible Verse Song: In Heaven Above or Earth Beneath Kings 8:23, ESV (other version)

Extra Big Question 4 Bible Verse Song: I Am God Isaiah 46:9,11, ESV

Big Question 4 Hymn: Praise Him, Praise Him, All Ye Little Children


Big Question 4 Praise Song: God Is So Good



Bible Truth 7 Bible Verse Song: I Know that the LORD Is Great Psalm 135:5-6, ESV

Extra Bible Verse Song: For I Know the Plans Jeremiah 29:11,13 ESV

listen to or download songs for free at <https://praisefactory.org>: Deep Down Detectives Music page

1. GETTING STARTED

 = follow the stars for a short & simple lesson plan

| | | |
|---|--|--|
| <p>Intake Activity Ideas</p> | <p>Choose one of these open-ended activities to include children as they join the class:</p> | |
| <p>Free Play Time <i>suggestions in Appendix D</i></p> | <p> Offer your own or some of the easy-to-make, free play activities suggested in Appendix D.</p> | |
| <p>OR Sing-along Music Time <i>lyrics and sheet music, Appendix A</i> <i>listen to or download songs for free at https://praisefactory.org/Deep Down Detectives Music page</i></p> | <p>Music from Deep Down Detectives (DDD) ESV Songs 4: Big Q & A 4 Song Big Question 4 Song Extra Unit Song: <i>Inspector Graff's Rap: The ABC's of God</i> Big Question 4 (Unit) Bible Verse Song: O, O, Lord 1 Kings 8:23, ESV Extra Big Question 4 (Unit) Bible Verse Song: <i>In Heaven Above Kings 8:23, ESV (short version)</i> Extra Big Question 4 (Unit) Bible Verse Song: <i>In Heaven Above Kings 8:23, ESV (full version)</i> Extra Big Question 4 (Unit) Bible Verse Song: <i>In Heaven Above or Earth Beneath Kings 8:23, ESV (version 3)</i> Extra Big Question 4 (Unit) Bible Verse Song: <i>I Am God Isaiah 46:9,11, ESV</i> Big Question 4 Hymn: Praise Him, Praise Him, All Ye Little Children Big Question 4 Praise Song: God Is So Good Bible Truth 7 Bible Verse Song: I Know that the LORD Is Great Psalm 135:5-6, ESV Extra Bible Truth 7 Bible Verse Song: <i>For I Know the Plans Jeremiah 29:11,13 ESV</i></p> | <p><i>DDD ESV Songs 4, track 12</i> <i>DDD ESV Songs 4, track 13</i> <i>DDD ESV Songs 4, track 14</i> <i>DDD ESV Songs 4, track 15</i> <i>DDD ESV Songs 4, track 16</i> <i>DDD ESV Songs 4, track 17</i> <i>DDD ESV Songs 4, track 18</i> <i>DDD ESV Songs 4, track 19</i> <i>DDD ESV Songs 4, track 20</i> <i>DDD ESV Songs 4, track 21</i> <i>DDD ESV Songs 4, track 33</i> <i>DDD ESV Songs 4, track 34</i></p> <p><i>Add more fun to Sing-along Music Time by adding a Music, Movement & Memory Activity. These activities are listed on p.10 of this lesson plan with the Response Activities. Instructions found in Appendix B.</i></p> |
| <p>OR Bible Verse Memory Game <i>instructions found in Appendix B</i></p> | <p>Lesson 1 Game: Roll 'n' Toss Lesson 2 Game: Block Clapping Lesson 3 Game: Meet, Greet and Keep It Up</p> <p><i>These activities are also included on p.10 of this lesson plan with the Response Activities.</i></p> | |
| <p>2. OPENING CIRCLE TIME (introduce the Bible Truth and tell the related Bible story)</p> | | |
| <p>Gathering the Children <i>lyrics and sheet music, Appendix A</i></p> | <p><i>Sing verse 1 of The Classroom Song to gather the children for Circle Time.</i></p> <p>The Classroom Song, verse 1 <i>DDD ESV Songs 4, track 1</i> Let's gather together to worship God, Let's gather together to worship God, Let's gather together to worship God, Come gather here with me!</p> | |
| <p>Welcome to Deep Down Detectives</p> | <p> "Welcome to Deep Down Detectives. We're so glad you've joined us! Detectives are people who look for answers to questions. In Deep Down Detectives, we look for answers to big questions about God. We dig deep down in the truths of God's Word to find them."</p> | |

2. OPENING CIRCLE TIME, continued



= follow the stars for a short & simple lesson plan

| | |
|--|--|
| <p>Deep Down Detectives Theme Song</p> <p><i>Lyrics and sheet music, Appendix A</i></p> | <p>"Let's sing our Deep Down Detectives Theme Song."</p> <p>★ Deep Down Detectives Theme Song DDD ESV Songs 4, track 5</p> <p>We're Deep Down Detectives, diggin' deep in God's Word, For truths about God and His plans for this world, We're seeking to love Him, with all of our heart, We're Deep Down Detectives! Come on! Let's start!</p> |
| <p>Classroom Rules Song</p> <p><i>Lyrics and sheet music, Appendix A</i></p> | <p>There are two very important things that Deep Down Detectives do together: we worship God and we love one another. Our Classroom Rules Song reminds us how we should act. Let's sing it."</p> <p>Classroom Rules Song DDD ESV Songs 4, track 6</p> <p>Shh, be quiet while someone is talking, Raise your hand, if you have something to say, Don't touch your friend, sitting beside you, Obey your teachers, Be kind as you play. These are our classroom rules, These are our classroom rules, They help us worship God and love one another, These are our classroom rules.</p> |
| <p>Opening Prayer Time</p> <p><i>Lyrics and sheet music, Appendix A</i></p> | <p>"Children, we need God's help to keep these rules. Let's ask Him to help us right now. Let's get ready and pray."</p> <p>Let's Pray DDD ESV Songs 4, track 7</p> <p>1-2-3! Fold your hands, Bow your head, Close your eyes. Let's pray! (<i>repeat</i>)</p> <p>"Let's pray:"</p> <p>★ Opening Prayer</p> <p>Dear Lord, We're so glad to get to gather together to worship You! Please help us keep the classroom rules. Please help us to love You and learn about You today. In Jesus' name we pray. Amen.</p> |

2. OPENING CIRCLE TIME, continued

★ = follow the stars for a short & simple lesson plan

Reveal the Big Question
Introduce the Big Question Box/Briefcase

lyrics and sheet music, Appendix A

“Detectives INVESTIGATE things. That means they ask questions and look for answers. Deep Down Detectives investigate big questions about God. The Big Question we are investigating today is right inside our Big Question Box/Briefcase.

The Big Question Box Song

DDD ESV Songs 4, track 8

We’ve got a big box,
All closed up and locked,
Filled with the truths of God’s Word.

We’ve got a brief case,
There’s no time to waste,
Come on, kids, let’s open it up!

The Big Question under Investigation

VISUAL AID take out



of BQB

Big Question & Answer Sign, front side

**found in the DDD Unit 4 Visual Aids, ESV Book*

Ok, who would like to open for me and pull out the Big Question?”

Choose a child to open the box/briefcase, take out the Big Question and hand it to you, then hold up the Big Question sign for all the children to see, and say:

★ The Big Question we are investigating today is Big Question Number 4:

Can Anybody Tell Me What the LORD Is Like?

and the Answer is:

He’s Not Like Anyone Else!

Big Question Meaning

★ There are many gods that people worship, but none is like the LORD. He is the one, true God. He’s not like anyone else! He’s always been alive--and He will never die. He’s completely good and loving. He’s all-powerful and all-wise. And that’s just the beginning of what the LORD is like. He is so great! There will always be more of Him to know.

Big Question Songs

“Let’s sing our Big Question Song:

Big Q & A 4 Song

★ **Big Q & A 4 Song**

DDD ESV Songs 4, track 12

lyrics and sheet music, Appendix A

(adapted version of “Have You Ever Seen a Lassie”)

Can anybody tell me,
Tell me, tell me,
Can anybody tell me,
What the LORD is like?
He’s not like anyone else,
Anyone else, anyone else,
He’s not like anyone else,
That’s what the LORD is like.

2. OPENING CIRCLE TIME, continued



= follow the stars for a short & simple lesson plan

Learning about the Big Question (use one or both)



Repeat the Big Question and Answer again:

"Can Anybody Tell Me What the LORD Is Like? He's Not Like Anyone Else!"

Say: "Hmmm, I wonder what that means... Let's do our action rhyme/sing our song that explains it."

Then do the action rhyme or sing the song using any of the optional motions suggested, if desired.

Big Question Action Rhyme

Big Question 4 Action Rhyme

(POSSIBLE ACTIONS)

The LORD is not like anyone else.
He's not like you or me.
He is a glorious spirit
I cannot touch or see.
He's very, very, VERY strong.
He knows everything,
He never does any wrong!
And He is with us all the time.
No matter where we may be.

Shake your head side to side in a "no"
point out to someone else, then to self

close eyes
flex arm muscle
Touch head
Shake your head side to side in a "no"
Stretch your hands out wide

Big Question (Action Rhyme) Song



Big Question 4 (Action Rhyme) Song

DDD ESV Songs 4, track 13

(POSSIBLE ACTIONS)

lyrics and sheet music, Appendix A

You might also enjoy:

Inspector Graff's Rap:
The ABC's of God
DDD ESV Songs 4,
track 14

lyrics and sheet music, Appendix A

Refrain:

Tell me, can anybody tell me,
Tell me, what the LORD is like?
Tell me, can anybody tell me,
Tell me, what the LORD is like?
He's not like anyone else,
He's not like anyone else,
He's not like anyone else,
He's not like anyone else,

Point out to others in a arc movement

Point up to God

Shake head "no"

Verse 1

He's Omniscient! (He knows all things)
Omnipresent! (He's everywhere you can be)
Omni-benevolent! (He's always good!)
and Omnipotent! (He can do all things!) Refrain

Touch head
Point out to others in a arc movement

hold up flexed arm

Verse 2

He's Immutable! (He never changes!)
He's Infallible! (He makes no mistakes!)
He's Infinite! (There's always more of Him to know!)
And purely Righteous!
(He has no sin! Not even a teeny, tiny speck!) Refrain

fold arms over chest and shake head "no"

extend out arms to each side

hand gesture for tiny, by place index and thumb of same hand a little space apart

2. OPENING CIRCLE TIME, continued

★ = follow the stars for a short & simple lesson plan

Learning the Bible Truth

VISUAL take out

AID



of BQB

VISUAL AID

All the Bible Truths Sign

★ "He's not like anyone else" is a good beginning, but there's so more to learn. So it's time for us to dig down even deeper for more answers to our Big Question about God. We're going to be learning **EIGHT** Bible truths that all tell us more about what the God is like.

Who would like to hand me the picture with our eight Bible truths on it? It's in the Big Question Box/Briefcase." *Choose a child to get it and hand it to you, then hold it up and show them the pictures of the eight truths they will be learning.*

Bible Truth Clue

VISUAL take out

AID



of BQB

Bible Truth Clue Sign,

front side

VISUAL AID

After everyone has had a good look, say...

"Ok, we've learned six truths about what the LORD is like. They are: "He is a Glorious Spirit," "He Is the One, True God," "He Is Father, Son and Holy Spirit: Three Persons, but just one God," "He Is Everywhere, All the Time," "He Knows Everything There Is to Know," and, "He Is Perfectly Holy, Purely Good" (point to pictures as you identify each Bible Truth). Now let's look at our Bible Truth Clue sign and see if we can figure out which of these eight truths we will be learning about today. Who would like to get it out of the Big Question Briefcase for me?"

Choose a child to open the briefcase, take out the Bible Truth Clue sign and hand it to you. Hold up the front side for the children to see. Cover up the answer, written along the bottom, and say:

"Can Anybody Tell Me What the LORD Is Like?

He's Not Like Anyone Else!

He Can Do ???? He Wants to Do!"

Hint

We're missing one word. Here's the hint to what the missing word is. It says: "What can you do if you are all-powerful? That's what God can do. It rhymes with "twenty rings."

Can you guess? It's "anything."

So the Bible Truth we are learning today is:

(uncover answer from bottom of sign, show it to them and say:)

★ **"Can Anybody Tell Me What the LORD Is Like?**

He's Not Like Anyone Else!

He Can Do ANYTHING He Wants to Do!"

Bible Truth Meaning

★ And here is what this Bible Truth means: *(read the meaning off of the back of the sign, say:)*

The LORD is all-powerful. He is in control of everything. And, He has nothing but perfectly wise plans for this world. Because He is all powerful, we know that His perfectly wise plans will always happen. No one can stop the LORD from doing the good things for His people. Nothing can stop the LORD from doing the wonderful things that show everyone how great He is.

2. OPENING CIRCLE TIME, continued

★ = follow the stars for a short & simple lesson plan

Learning the Bible Verse

"And how do I know this is true? God tells me so in His special book, the Bible."

The Bible Chant Song

Say or sing the Bible Chant Song.

lyrics and sheet music, Appendix A

The Bible Chant Song

DDD ESV Songs 4, track 9

The Bible, the Bible,
Let's get out the Bible.
Let's hear what God has to say.
The Bible, the Bible,
God's given us the Bible.
It's His Word for us to learn and obey! Yay!

Bible Verse

DDD 4.7 Bible Verse-front side (in the DDD Bible folder)

"Who would like to get our Bible folder out of the Big Question Briefcase for me?"

VISUAL AID Place verse in take out

#4 DDD Bible Folder of BQB

DDD Bible Folder

Choose a child to open the briefcase, take out the "Bible" folder and hand it to you. Remove the Bible Verse Picture from the "Bible" folder and hold it up for all the children to see, then say:

Psalm 135:5-6 tells us:

★ **Psalm 135:5-6**

*found in the DDD Unit 4 Visual Aids, ESV Book

"For I know that the LORD is great, and that our Lord is above all gods. Whatever the LORD pleases, he does, in heaven and on earth, in the seas and all deeps."


Learn a Little: "Whatever the LORD pleases, he does."

Bible Verse Meaning

★ **What does that mean?**

Omnipotent means all powerful. The LORD is all-powerful. He is greater than all gods. He is all-powerful over all His creation. That is why in the heavens, the earth, and the seas, He will always do whatever pleases Him.

2. OPENING CIRCLE TIME, continued

 = follow the stars for a short & simple lesson plan

**Bible Verse
Song**

*lyrics and sheet music,
Appendix A*

You might also enjoy:

For I Know the Plans:
Jeremiah 29:11, ESV
*DDD ESV Songs 4,
track 34*

We've said our Bible verse, now let's sing it!


I Know that the LORD Is Great: Psalm 135:5-6

DDD ESV Songs 4, track 33

I know that the LORD is great,
That our Lord is greater than all gods.
The LORD does whatever pleases him.
In the heavens and on the earth,
In the seas and all their depths,
In the heavens and on the earth,
In the seas and all their depths.
The LORD does whatever pleases Him.
Psalm One-thirty-five, five and six.

2. OPENING CIRCLE TIME, continued

★ = follow the stars for a short & simple lesson plan

| | |
|--|--|
| <p>Getting into the Case</p> | <p>"Now it's time to do a bit more deep down investigating. Let's see what Detective Dan wants us to help him figure out. Would someone like to get it out for me?"</p> |
| <p>Listening Assignments</p> <p>Place in  take out  of BQB</p> | <p>NOTE: Listening assignments are most suitable for ages 3+. Skip straight to the Bible story (see bottom of this page), if working with 2 year olds.</p> <p>"Let's open up our listening assignment and see what we are supposed to figure out today.</p> <p>Choose a child to take out the Listening Assignment (from the DDD Bible Folder) and hand it to you. Read Detective Dan's letter to the children that includes the listening assignment. The listening assignments are summarized below:</p> |
| <p>VISUAL AID</p> <p></p> <p>DDD Unit 4 Visual Aids, ESV</p> | <p>Detective Dan's Lesson #1 Listening Assignment:</p> <p>I need to know:</p> <ol style="list-style-type: none"> 1. Who was the man with the big name? What did he think he could do? 2. Who proved to be even more powerful than him? |
| <p>VISUAL AID</p> <p></p> <p>DDD Unit 4 Visual Aids, ESV</p> | <p>Detective Dan's Lesson #2 Listening Assignment:</p> <p>Our Bible Verse is Psalm 135:5-6, ESV</p> <p>"For I know that the LORD is great, and that our Lord is above all gods. Whatever the LORD pleases, he does, in heaven and on earth, in the seas and all deeps."</p> <p>I need to know:</p> <ol style="list-style-type: none"> 1. Who did not believe the LORD was great? 2. How did the LORD show He can do whatever pleases Him? |
| <p>VISUAL AID</p> <p></p> <p>*Listening Assignment #3 includes the Assignment Sheet, plus 6 clue pictures*</p> <p>DDD Unit 4 Visual Aids, ESV</p> | <p>Detective Dan's Lesson #3 Listening Assignment:</p> <p>I found six clues, but two of them are NOT in the story. They are: a man named Hezekiah, a donut, a soldier, a tree, a wall, and gold. Hold each of them up for the children to see as you identify them.</p> <p>I need to know:</p> <ol style="list-style-type: none"> 1. Which four belong in the story and which two don't? 2. Who cried out to the LORD to do great things to save them? |
| <p>Tell the Bible Story</p> <p>Place story & pics in  take out  of BQB</p> <p>DDD Unit 4 Visual Aids, ESV</p> <p>Story text included in this book right after this lesson plan and in Visual Aids book</p> | <p>★ Then say, "Ok, Deep Down Detectives! Put on your best listening ears and see if you can hear the answers to Detective Dan's questions. When I finish telling the story, we will see if we can answer all the questions."</p> <p>★ Bible Story: The Case of the Man with the Big Name 2 Kings 18-19; 2 Chronicles 32</p> <p>Read the Bible Truth story, putting up the storyboard pictures as you tell it. Then, have the children answer the listening assignment. Present the gospel and lead in prayer. Or, use the Simple Story Scenes resource to do all of this.</p> <p>*Answers to questions; the gospel; and, ACTS prayer are included with the story text.*</p> |

Lesson Plan: Big Question 4, Bible Truth 7

use with all THREE lessons

2. OPENING CIRCLE TIME, continued

★ = follow the stars for a short & simple lesson plan

| | |
|--|---|
| <p>Story Response Song(s)</p> <p>Hymn</p> <p><i>lyrics and sheet music, Appendix A</i></p> | <p><i>As attention span and time allow, you might want to end with one of the following songs which also tie in with the unit. If desired, use the Music and Movement activity ideas while singing (listed with the Response Activities).</i></p> <p>Praise Him, Praise Him, All Ye Little Children <i>DDD ESV Songs 4, track 20</i></p> <p>Praise Him, praise Him, All ye little children, God is love (powerful, holy), God is love (powerful, holy), Praise Him, praise Him, All ye little children, God is love (powerful, holy), Praise Him, praise Him, All ye little children, God is love (powerful, holy).</p> <p>Tie-in: "Children God is so good, so powerful and so holy! Let's praise Him!"</p> |
|--|---|

| | |
|--|--|
| <p>Praise Song</p> <p><i>lyrics and sheet music, Appendix A</i></p> | <p>Praise Song: God Is So Good <i>DDD ESV Songs 4, track 21</i></p> <p>God is so good (powerful, holy), God is so good (powerful, holy), God is so good (powerful, holy), He's so good (powerful, holy) to me.</p> <p>Tie-in: "Children God is so good, so powerful and so holy! Let's praise Him!"</p> |
|--|--|

3. TAKING ACTION: Response Activities *(choose from among these activities)*

| | |
|--|--|
| <p>Transition to Activities</p> | <p>★ Well, Deep Down Detectives, you've done a great job diggin' deep down for answers in the truths of God's Word. Now it's time to enjoy some activities."</p> <p><i>Tell children what activity/s you are providing for them: either free play or some of the response activities listed below. When you are ready to dismiss them, use this song to help the children transition in an orderly fashion to their next activity.</i></p> |
|--|--|

| | |
|--|---|
| <p>Classroom Song, verse 2</p> <p><i>lyrics and sheet music, Appendix A</i></p> | <p>"Children, let's sing our Time to Play Song. When we are finished you may get up and walk over to our next activity."</p> <p>Classroom Song, verse 2 <i>DDD ESV Songs 4, track 2</i></p> <p>We've gathered together to worship God, We've gathered together to worship God, And now it's time to play.</p> <p><i>Dismiss the children to whatever activities you have prepared for them to do.</i></p> |
|--|---|

3. TAKING ACTION: Response Activities (choose from among these activities) ★ = short & simple lesson plan

| | |
|---|---|
| <p>Response Activities</p> | <p>Choose one or more activities appropriate for your children, based on classroom time and developmental needs. Add the Discussion Sheet to any activity for deeper learning. ★</p> |
| <p>Bible Verse Memory Game</p> <p><i>game directions, Appendix B</i></p> | <p>Though listed with the opening activities, you may choose to use this Bible verse game here instead (or as a repeat).</p> <ul style="list-style-type: none"> • Lesson 1 Game: Roll 'n' Toss • Lesson 2 Game: Block Clapping • Lesson 3 Game: Meet, Greet and Keep It Up <p>Use the Discussion Sheet with this activity for even deeper learning ★</p> <p>Discussion Questions</p> |
| <p>Music, Movement & Memory Activity</p> <p><i>game directions, Appendix B</i></p> | <p>A music activity that uses the songs from the Bible Truth and Big Question unit.</p> <ul style="list-style-type: none"> • DDD Songs for this Bible Truth, plus: • Lesson 1 Activity: Freeze Frame • Lesson 2 Activity: Egg Shakers • Lesson 3 Activity: Jingle Bell Hands <p>Use the Discussion Sheet with this activity for even deeper learning ★</p> <p>Discussion Questions</p> |
| <p>Bible Story Review Game</p> <p><i>game directions, Appendix B</i></p> | <p>A game that uses the storyboard pictures from the story to review the story.</p> <ul style="list-style-type: none"> • Lesson 1 Game: Treasure Hunt • Lesson 2 Game: Look Who's Coming Down the Tracks • Lesson 3 Game: Can You Remember? <p>Use the Discussion Sheet with this activity for even deeper learning ★</p> <p>Discussion Questions</p> |
| <p>Coloring Pages/ Take Home Sheets</p> <p><i>in Appendix C</i></p> <p>★</p> | <p>A coloring page related to the lesson assignment question is provided for each lesson. On the back of each are the key concepts, a few questions and a song for parents to use with their children.</p> <p>NOTE: Upgrade your coloring sheet to a more interesting craft by offering simple embellishments, such as jiggly eyes, craft sand, glitter, glitter glue, colored paper dots (made with a hole punch), fabric scraps, etc. Make cut-to-size glued-on clothes, hair, etc for characters by using a copy of the coloring sheet, cutting out the selected portions and making them the patterns for whatever you want to cut out of fabric, paper, foil, etc.</p> <ul style="list-style-type: none"> • Lesson 1 Coloring Sheet Emphasis: Bible Truth • Lesson 2 Coloring Sheet Emphasis: Bible Verse • Lesson 3 Coloring Sheet Emphasis: ACTS Prayer <p>Use the Discussion Sheet with this activity for even deeper learning ★</p> <p>Discussion Questions</p> |
| <p>Extra Crafts: Big Question Craft</p> <p><i>in Appendix C</i></p> <p>Bible Verse Craft</p> <p><i>in Appendix C</i></p> <p>Bible Story Puzzle</p> <p><i>in Appendix C</i></p> | <p>These crafts are slightly more complex than the coloring/take home sheets:</p> <p>The Bible Concept Go-and-Tell Craft is a craft that summarizes the Bible concept and includes the Bible verse is included for those desiring more than a coloring sheet. This more complex craft will involve gluing, sticking, etc. Can be used at any time.</p> <p>The Bible Story Coloring Sheet provides a tie in between the Bible story and the Bible truth they are learning.</p> <p>The Storyboard Picture Placement Page has been made into a puzzle that can be cut out and re-assembled by the children. This provides a nice summary of the story.</p> <p>Use the Discussion Sheet with these activities for even deeper learning ★</p> <p>Discussion Questions</p> |
| <p>Free Play Activities</p> <p><i>ideas in Appendix D</i></p> | <p>Offer your own or some of the easy-to-make, free play activities suggested in Appendix D.</p> |

4. CLOSING CIRCLE TIME *(End-of-session activities for the last 5-10 minutes of class time)*

 = short & simple lesson plan

| | |
|---|---|
| <p>Transition to Closing Circle</p> <p>Classroom Song, verse 3</p> <p><i>lyrics and sheet music, Appendix A</i></p> | <p><i>Use this song to help the children transition in an orderly fashion. Start singing this song and ask the children to gather with you for Closing Circle Time.</i></p> <p>Classroom Song, verse 3 <i>DDD ESV Songs 4, track 3</i></p> <p>It's time to get ready to go and tell, It's time to get ready to go and tell, Come gather here with me.</p> |
| <p>Closing Circle Time</p> <p>Classroom Song, verse 4</p> <p><i>lyrics and sheet music, Appendix A</i></p> | <p><i>When children are settled in the circle, say:</i></p> <p>"It's almost time for your parents to come pick you up. And do you know what that means? It means.... (draw this out to build anticipation and excitement)...that it's almost time to go home and....it's almost time to...Go and Tell! We have learned some big news about God today. God wants us to take and tell it to the whole world!"</p> <p>Classroom Song, verse 4 <i>DDD ESV Songs 4, track 4</i></p> <p>So what's our big news to go and tell, So what's our big news to go and tell, Can you tell me now?</p> |
| <p>Big News to Tell</p> <p>Big Question 4</p> <p><i>VISUAL AID</i></p> <p></p> <p><i>*found in the DDD Unit 4 Visual Aids, ESV Book</i></p> <p><i>lyrics and sheet music, Appendix A</i></p> <p>Big Question 4, Bible Truth 7</p> <p><i>VISUAL AID</i></p> <p></p> | <p>"Let's see....there's so much big news to tell! There's so much we've learned!</p> <p>First of all, can you tell me the answer to our Big Question: "Can Anybody Tell Me What the LORD Is Like?" <i>Hold up the Bible Truth Clue Picture.</i></p> <p>Say the answer with me: "He's Not Like Anyone Else!"</p> <p><i>(If desired, you can sing one/both of the Big Question songs.)</i> <i>DDD ESV Songs 4, tracks 12,13</i></p> <p>And what's one way He does this? What did we learn? <i>Point to the picture.</i></p> <p>He Can Do Anything He Wants to Do!</p> <p>"And how do I know this is true? Can you tell me? Say it with me: "The Bible tells me so!" That's right!</p> |
| <p>Big Question 4 Bible Truth 7 Bible Verse</p> <p><i>VISUAL AID</i></p> <p></p> <p><i>*found in the DDD Unit 4 Visual Aids, ESV Book</i></p> <p><i>lyrics and sheet music, Appendix A</i></p> | <p>We learned: Psalm 135:5-6, ESV</p> <p>"For I know that the LORD is great, and that our Lord is above all gods. Whatever the LORD pleases, he does, in heaven and on earth, in the seas and all deeps."</p> <p>Learn a Little: "Whatever the LORD pleases, he does."</p> <p>Omnipotent means all powerful. The LORD is all-powerful. He is greater than all gods. He is all-powerful over all His creation. That is why in the heavens, the earth, and the seas, He will always do whatever pleases Him.</p> <p><i>(If desired, you can sing the Bible verse song.)</i> <i>DDD ESV Songs 4, track 33</i></p> |

4. CLOSING CIRCLE TIME, continued



= follow the stars for a short & simple lesson plan

| | |
|---|--|
| <p>Closing ACTS Prayer Time</p> <p>ACTS Prayer Chant</p> <p><i>lyrics and sheet music, Appendix A</i></p> | <p><i>Let's ask God to help us to remember this and even tell others this good news. Let's get ready and pray our ACTS prayer.</i></p> <p><i>And what does ACTS mean? Let's sing/say our ACTS Prayer Chant!</i></p> <p>ACTS Prayer Chant Song <i>DDD ESV Songs 4, tracks 10,11</i></p> <p>A, Adoration, God, we praise You! C, Confession, Forgive us our sins. T, Thanksgiving, Thank You for Jesus, S, Supplication, Help us to live like Him.</p> <p style="text-align: right;">That's the ACTS prayer, my friend, Bow your head, Close your eyes, Shhh, Let's begin.</p> |
| <p>Closing ACTS Prayer</p> | <p>"Let's pray!"</p> <p><i>Lead the children in the ACTS prayer for this Bible Truth.</i></p> <p>A We praise You, LORD. There is no god like you. You can do anything You want to do.</p> <p>C God, we know You can do anything You want to do. We know You only do good. But too many times, we do not trust You. We don't think You are able to take care of us. Or, we don't trust that what You want to do is really best. Please forgive us! We need a Savior!</p> <p>T LORD, thank You for being so powerful! Thank You that we can always ask for Your help and You can always give us the help we need. Thank You that You love to use Your power to do good. You will never use it to do anything bad. Thank You for even using Your great power to make the way for us to be forgiven of our sins. Thank You for sending Jesus!</p> <p>S Work in our hearts, LORD. Help us to turn from our sins and trust in Jesus as our Savior. Help us to depend on You to take care of us. Use Your great power to do all of Your wonderful will in us and in this world. In Jesus' name we pray, Amen.</p> |
| <p>5. TAKING IT HOME <i>(Take Home Sheet)</i></p> | |
| <p>Clean up and Dismissal </p> | <p>"Now it's time to work together and clean up." <i>Have the children join you in cleaning up the room.</i></p> |
| <p>Coloring Pages/ Take Home Sheets </p> <p><i>in Appendix C</i></p> | <p><i>Give out the craft/take home sheet and any other papers from the session, as you dismiss children from class.</i></p> <p><i>(Reminder: The back side of the coloring page is the take home sheet for each lesson.)</i></p> |
| <p>Bible Story to Take-Home</p> <p><i>in Appendix C</i></p> | <p>You may also want to include a copy of the story along with the take home sheet. (However, each coloring sheet/take home sheet includes a note to parents telling where they can download the story from the Parent Resources section on the website.)</p> |

The Case of the Man with the Big Name*2 Kings 18-19; 2 Chronicles 32*

of BQB

Story-telling Tips

Ahead of time:

1. Read the Bible verses and story. Pray!
2. Choose story action cues and/or prepare storyboard figures, if using. (Included in Visual Aids book)
3. Practice telling story with the storyboard pictures, timing your presentation. Shorten, if necessary.

During your presentation:

1. Maintain as much eye contact as possible as you tell the story.
2. Put up storyboard figures/add story action cues as you tell the story. Allow the children to help you put them on the board, if desired.
3. Include the children in your story with a few questions about what they think will happen or words/concepts that might be new to them.
4. Watch the kids for signs that their attention span has been reached. Shorten, if necessary.

INTRODUCTION/ LISTENING ASSIGNMENTS

"Our story is called: The Case of the Man with the Big Name. Here is your listening assignment." Read from Detective Dan's Listening Assignment signs, but questions are summarized below:

Detective Dan's Lesson #1 Listening Assignment:**I need to know:**

1. Who was the man with the big name? What did he think he could do?
2. Who proved to be even more powerful than him?

Detective Dan's Lesson #2 Listening Assignment:**Our Bible Verse is Psalm 135:5-6, ESV:**

"For I know that the LORD is great, and that our Lord is above all gods. Whatever the LORD pleases, he does, in heaven and on earth, in the seas and all deeps."

I need to know:

1. Who did not believe the LORD was great?
2. How did the LORD show He can do whatever pleases Him?

Detective Dan's Lesson #3 Listening Assignment:

I found six clues, but two of them are NOT in the story.

They are: a man named Hezekiah, a donut, a soldier, a tree, a wall, and gold.

*Hold each of them up for the children to see as you identify them.***I need to know:**

1. Which four belong in the story and which two don't?
2. Who cried out to the LORD to do great things to save them?

Read the assignment questions, THEN SAY,

"Ok, Deep Down Detectives! Put on your best listening ears and see if you can hear the answers to Detective Dan's questions. When I finish telling the story, we will see if we can answer all the questions."

Read the Bible Truth story, answer questions, present the gospel and lead in prayer.

Answers to questions; the gospel; and, ACTS prayer are included with the story text.

The Case of the Man with the Big Name *2 Kings 18-19; 2 Chronicles 32*

Story with lines separating paragraphs (text in bold, optional interaction cues in italics)

Long ago, there was a king with a very big name. His name was Sennacherib. He lived in a beautiful palace in a city called Nineveh.

Can you say that name? Let's try: "Sennacherib."

Now not only did this king have a very big name; but he also had a very big army with thousands and thousands of brave, fighting men.

And what did King Sennacherib do with his big army of brave fighting men? Well, he did just what you think he would do. He sent his soldiers to fight the soldiers of other kings in other lands. And most every time his soldiers fought, they won. Oh, how very powerful were King Sennacherib and his soldiers!

Now, the king didn't send his soldiers to fight for fun. He sent them to fight to TAKE. And take, they did! They took the other kings' lands and the other kings' stuff. They even took the other kings' people! If King Sennacherib wanted something, he got it: lands, riches, and people. But no matter how much Sennacherib took, he was never satisfied. He always wanted to take more. Really, he wanted to take EVERYTHING and be MOST POWERFUL. He wanted to be king over everyone, in every land.

One day, King Sennacherib sent his army to the land of Judah--the land the LORD had given to His people. Sennacherib's army swooped down across the countryside and gobbled up little cities along the way. Sennacherib was happy to have these little cities, but his eyes were on one, biggest, best and most beautiful city in Judah. Do you have any idea what that city is called?

Can you tell me it's name?

It was the city of Jerusalem. Sennacherib wanted to own Jerusalem's lovely Temple with its beautiful golden things. He wanted all the riches of the people and their king, King Hezekiah, too.

So march, march, march went Sennacherib's soldiers towards Jerusalem. Soon they would shake its thick walls and break its big, city gates. And if this city was like the others they had attacked, the people would soon surrender and Jerusalem would belong to Sennacherib.

Up in his palace, news of Sennacherib's soldiers reached Hezekiah, king of Judah. Hezekiah was a good king. He loved the LORD and obeyed his laws. He helped the people love and obey the LORD, too. Hezekiah believed the LORD was the one, true God. He knew the LORD was powerful. He had read the amazing stories of how the LORD rescued His people in Egypt.

But when Hezekiah heard about those thousands and thousands of soldiers coming to shake the walls of Jerusalem and break its big, city gates, he panicked. He had no army big enough to fight off all those soldiers, and he couldn't imagine how the LORD could rescue Jerusalem from this powerful enemy.

And, because Hezekiah knew that HE didn't have what he needed to fight the enemy....and he couldn't imagine how the LORD could, he stopped trusting the LORD as he should have. He decided to take matters into his own hands: he would make a deal with King Sennacherib.

Story with lines separating paragraphs (text in bold, optional interaction cues in italics)

So Hezekiah sent a message to King Sennacherib saying: "I'll pay you as much money as you want if you will send your soldiers away and leave us alone."

King Sennacherib loved money, so he sent a message back to King Hezekiah with his deal. "Pay me eleven tons of gold and one ton of silver, then I will leave you alone," Sennacherib promised.

King Hezekiah was horrified! Eleven tons of gold! One ton of silver! Why that would be wagons and wagons and wagons of gold and silver! Why, that would be all the gold and silver in Jerusalem! They would even have to strip the gold off of the Temple to have enough! Should Hezekiah give King Sennacherib all their riches? Should he take the gold off of the Temple to pay off this wicked king? Was that really the only way to get rid of this powerful enemy? Hezekiah thought it was. So he gathered all the silver and gold he had, then he stripped it off the Temple and sent it away to King Sennacherib. Would that be enough to make him happy?

What do you think?

No, it was not! King Sennacherib wanted more than money. He wanted King Hezekiah's lands and King Hezekiah's people, too. So, (move SB10 close to BG5 Jerusalem) march, march, march, went King Sennacherib's soldiers again, through the hills of Judah, and right up to the very walls of Jerusalem, itself.

The leader of the army shouted mean words at Eliakim, Shebna, and Joah, King Hezekiah's helpers: "Give this message to your king," he ordered them. "Tell him: 'If you think you can beat King Sennacherib's army you are wrong. If you think the LORD your God can take care of you, you are wrong. No other king's army could beat us. No other god took care of the other peoples when we attacked them. You will be no different. We have come to destroy your land and take over everything,'" the army leader boasted.

King Hezekiah was very upset when his helpers brought him this message. He knew he didn't have enough soldiers to fight this strong enemy. He knew they could shake Jerusalem's strong walls and break their city gates. But this time, he put his trust in the only one who had been powerful enough to rescue them in the past. The one who was even more powerful than Sennacherib.

Who did King Hezekiah decide to trust in?

This time, Hezekiah trusted in the LORD! He and his special helpers put on special clothes for times of sadness. Hezekiah went to the Temple to pray to the LORD and he sent Eliakim, Shebna and Joah to ask the prophet Isaiah, the LORD's special messenger, for help. "This is a terrible day! This is terrible news!" was Hezekiah's message to Isaiah. "But let's pray to the LORD. Perhaps He will help us."

The LORD did indeed hear their prayer. He sent Isaiah with a message for King Hezekiah: "The LORD says: 'Do not be afraid of what King Sennacherib or his men say to you. I will take care of him and his army,'" Isaiah told Hezekiah.

But back outside of Jerusalem, King Sennacherib's army leader kept shouting out more mean words: "Don't trust in the LORD your God. He can't help you!"

This time King Hezekiah didn't listen. He just went and prayed more to the LORD: "O LORD, You rule over every king on earth. You are stronger than King Sennacherib. You can do anything you want to do. Please, LORD, rescue us. Show King Sennacherib and his soldiers that You alone are the true God. Show them that You are more powerful than they are."

Bible Story for Big Question 4, Bible Truth 7 use with all THREE lessons

P.4

Story with lines separating paragraphs (text in bold, optional interaction cues in italics)

Once more, Isaiah brought God's answer: "Don't worry. I've heard your prayer. I will take care of Jerusalem and Judah. King Sennacherib's soldiers won't come into this city. They won't even shoot an arrow at it or attack it. I will get rid of them without you doing any fighting at all. I will turn them back on My own."

And so that night, many of King Sennacherib's soldiers were struck down dead. And in the morning, the rest of Sennacherib's soldiers went home, never to return again.

Inside the city, King Hezekiah and all the people praised the LORD. He had done just what He said He would do. He had beaten the huge, mighty army of King Sennacherib all by Himself so that everyone would know that He is the one true God. He is all powerful. He can do anything He wants to do.

Cracking the Case: (story wrap-up for Listening Assignments)

It's time to see how we did with our Listening Assignment.

Detective Dan's Lesson 1 Listening Assignment:

1. Who was the man with the big name? What did he think he could do? Sennacherib. He thought he could defeat any people, any army, any god, with his great army.

2. Who proved to be even more powerful than him? The LORD did. Sennacherib was no match for Him! Not in the least!

For You and Me:

There will never be any enemy who is more powerful than the LORD. The LORD and His good plans will always win. He will always do what is best for His people, and will always show that He is the one, true God. And who knows this most of all? God's people—all who turn away from their sins and trust in Jesus as their Savior. Ask God to help you become one of His people. He loves to help us.

Detective Dan's Lesson 2 Listening Assignment:**Our Bible Verse is Psalm 135:5-6, ESV**

"For I know that the LORD is great, and that our Lord is above all gods. Whatever the LORD pleases, he does, in heaven and on earth, in the seas and all deeps."

I need to find out:

1. Who did not believe the LORD was great? King Sennacherib and his army leaders.

2. How did the LORD show He can do whatever pleases Him? The LORD defeated King Sennacherib's army without King Hezekiah or any of the people of Jerusalem having to fight at all.

For You and Me:

Isn't it amazing to think that the LORD is always great enough to do whatever pleases Him. And, what pleases Him is to love sinners like you and me, and to show the world how great and good He is! And who knows this most of all? God's people—all who turn away from their sins and trust in Jesus as their Savior. Ask God to help you become one of His people. He loves to help us.

Detective Dan's Lesson 3 Listening Assignment:

Our six clues were: a man named Hezekiah, a donut, a soldier, a tree, a wall, and gold.

1. Which four belong in our story?

The man named Hezekiah, the soldier, the wall and the gold belong. The donut and the tree do not.

2. Who cried out to the LORD to do great things to save them? King Hezekiah cried out to the LORD to do great things and He did them! He saved them from Sennacherib's great army.

For You and Me:

Perhaps there will not be a great army trying to beat down our door and defeat us, but there are plenty of difficulties we face that are too big for us to handle on our own. But when we turn from our sins and trust in Jesus as our Savior, we can know that the LORD will always be with us. He will use His great power to take care of us and make sure that everything we go through is always for our good as well as His glory (to show others how great and good He is). How wonderful it is to know that nothing can ever stop the LORD from doing good for His people! How wonderful it is to be one of those people! Ask Him to help you. He loves to answer this prayer!

The Gospel (story wrap-up if NOT using Listening Assignments)**Our Bible Truth is:**

Can You Tell Me What the LORD Is Like?

He's Not Like Anyone Else...

He Can Do Anything He Wants to Do!

Our story today was about how the LORD was even mightier than great King Sennacherib and his big army. The LORD showed everyone that He was much more powerful than even this mighty king and his mighty army. Why? Because the LORD can do anything He wants to do. He is all powerful. But the LORD has done something that took a lot more power than it took to beat Sennacherib and his army. He has even beaten sin and death for us through Jesus. Yes, Jesus, God's Son came to live a perfect life and offer it up on the cross as the perfect payment for the sins of all who put their trust in Him. He rose from the dead on the third day showing He had really beaten sin and death for them! Now all who turn away from their sins and trust in Him as their Savior can know God's forgiveness and become His people. They will get to know Him in their hearts now, and one day, when they die, they will go to live with Him forever. God can help you put your trust in Jesus. Ask Him! He loves to answer this prayer!

Close in prayer.

Closing ACTS Prayer

- A** We praise You, LORD. There is no god like you. You can do anything You want to do.
- C** God, we know You can do anything You want to do. We know You only do good. But too many times, we do not trust You. We don't think You are able to take care of us. Or, we don't trust that what You want to do is really best. Please forgive us! We need a Savior!
- T** LORD, thank You for being so powerful! Thank You that we can always ask for Your help and You can always give us the help we need. Thank You that You love to use Your power to do good. You will never use it to do anything bad. Thank You for even using Your great power to make the way for us to be forgiven of our sins. Thank You for sending Jesus!
- S** Work in our hearts, LORD. Help us to turn from our sins and trust in Jesus as our Savior. Help us to depend on You to take care of us. Use Your great power to do all of Your wonderful will in us and in this world. In Jesus' name we pray, Amen.

Go to Lesson Plan, p.9 for the script to the rest of the lesson.

Deep Down Discussion Sheet

use with all THREE lessons

Use with all response activities for deeper learning



P.1

Questions to aid discussion of the key concepts and for use in games

Be familiar with these questions and answers. Look for opportunities to ask questions and discuss their answers, such as while the children work on their coloring pages, as part of their response games, or during play time. Remember: your goal isn't to ask all these questions or only talk to the children about these things. It is to be deliberate in having good conversations with them, however much or little you have.

| | |
|---|--|
| <p>BIG QUESTION</p> <p>Meaning</p> <p>Discussion Questions</p> | <p>Can Anybody Tell Me What the LORD Is Like? He's Not Like Anyone Else!</p> <p>There are many gods that people worship, but none is like the LORD. He is the one, true God. He's not like anyone else! He's always been alive--and He will never die. He's completely good and loving. He's all-powerful and all-wise. And that's just the beginning of what the LORD is like. He is so great! There will always be more of Him to know.</p> <p><i>choose a few</i></p> <ol style="list-style-type: none"> 1. Can anybody tell me what the LORD is like? <i>He's not like anyone else!</i> 2. Do people worship many different gods? <i>Yes, they do.</i> 3. Are all gods the same as the LORD? <i>No, there is no other god like the LORD.</i> 4. Who is the one, true God? <i>The LORD.</i> 5. How long has God been alive? <i>He's always been alive.</i> 6. When will God die? <i>Never!</i> 7. How good and loving is God? <i>He is completely good and loving!</i> 8. How powerful is the LORD? <i>He is all powerful.</i> 9. How wise is the LORD? <i>He is all wise!</i> 10. Will we ever know everything there is to know about God? <i>No, there will always be more of Him for us to know.</i> |
| <p>BIBLE TRUTH</p> <p>Meaning</p> <p>Discussion Questions</p> | <p>He's Not Like Anyone Else...He Can Do Whatever He Wants to Do!</p> <p>The LORD is all powerful. He is in control of everything. And, He has nothing but perfectly wise plans for this world. Because He is all powerful, we know that His perfectly wise plans will always happen. No one can stop Him from doing the good things for His people. Nothing can stop Him from doing the wonderful things that show everyone how great He is.</p> <p><i>choose a few</i></p> <ol style="list-style-type: none"> 1. Who is all powerful? <i>The LORD.</i> 2. What is the LORD in control of? <i>Everything in the whole world.</i> 3. What are the LORD's plans for the world like? <i>Nothing but perfectly wise.</i> 4. How do we know God's perfectly wise plans will always happen? <i>Because He is all powerful.</i> 5. Who can stop God from doing the good He has planned for His people? <i>No one!</i> 6. What can stop God from doing the wonderful things that show everyone how great He is? <i>Nothing.</i> 7. What is the greatest way God has shown His power? <i>In Jesus' suffering and dying on the cross and taking upon Himself all of the punishment God's people deserved for their sins. Then, raising Him up from the dead in victory on the third day.</i> 8. How can we become God's people? <i>We can turn away from our sins and trust in Jesus as our Savior.</i> |

Deep Down Discussion Sheet

use with all THREE lessons

P.2

Questions to aid discussion of the key concepts and for use in games

| | |
|---|---|
| <p>THE GOSPEL</p> | <p>What is God's good news for you and me? <i>The gospel! Can anybody tell me what the LORD is like? He's not like anyone else...He can do anything He wants to do! One of the most amazing things that God has chosen to do is to save sinful people, like you and me. You see, we all have sinful hearts that have chosen to disobey Him and His good ways. We all deserve His punishment. How sad! But God is so rich in mercy! He sent His Son, Jesus to die on the cross to pay for all the sins of God's people. On Day Three, Jesus rose from the dead, proving He had beaten sin and death for them. We can become God's people, too, when we turn away from their sins and trust in Jesus as their Savior. Ask Him to help you turn to Him! He loves to do this.</i></p> |
| <p>BIBLE TRUTH BIBLE VERSE</p> <p>Meaning</p> <p>Discussion Questions</p> <p><i>choose a few</i></p> | <p>"For I know that the LORD is great, and that our Lord is above all gods. Whatever the LORD pleases, he does, in heaven and on earth, in the seas and all deeps." --Psalm 135:5-6, ESV</p> <p>Learn a Little: "Whatever the LORD pleases, he does."</p> <p>Omnipotent means all powerful. The LORD is all-powerful. He is greater than all gods. He is all-powerful over all His creation. That is why in the heavens, the earth, and the seas, He will always do whatever pleases Him.</p> <ol style="list-style-type: none"> 1. Who is greater than all gods? <i>The LORD is.</i> 2. What does the LORD do? <i>Whatever pleases Him.</i> 3. Does it ever please the LORD to do bad things? <i>No, He only does what is good and wise!</i> 4. Where does the LORD do what pleases Him? <i>In the heavens, on the earth, in the seas and all their depths.</i> 5. What does "omnipotent" mean? <i>It means all-powerful.</i> 6. Who is omnipotent? <i>The LORD is.</i> 7. What is the most amazing way that the LORD showed His mighty power for sinners like us? <i>He sent Jesus to suffer and die on the cross in the place of sinners like you and me. He came to be our Savior!</i> 8. How can Jesus be our Savior? <i>We can turn away from our sins and trust in Him as their Savior. God loves to help us do this! Ask Him!</i> |
| <p>BIBLE STORY</p> <p>Discussion Questions</p> <p><i>choose a few</i></p> | <p>The Case of the Man with the Big Name</p> <ol style="list-style-type: none"> 1. What was the big name of the mighty king in the story? <i>Sennacherib.</i> 2. What was Sennacherib's army like? <i>It was big. It beat all the other armies.</i> 3. What did Sennacherib want to take from the other kings? <i>Their land, their things, their people.</i> 4. What was King Hezekiah of Judah like? <i>He was a good king. He loved God and he helped the people love God, too.</i> 5. What did King Hezekiah do when Sennacherib's army attacked some cities in Judah? <i>He got scared and told Sennacherib he would give him lots of money if he left them alone.</i> 6. Was Sennacherib happy with just money from King Hezekiah? <i>No. He wanted all his land, his things, his people.</i> 7. What did King Hezekiah do when Sennacherib's army came to Jerusalem? <i>He trusted God this time. He went and prayed to Him for help.</i> 8. What did the LORD say He would do? <i>He would take care of Sennacherib's army without King Hezekiah and the people having to do anything at all.</i> 9. Why did Sennacherib's army leader tell King Hezekiah not to trust in the LORD? <i>He said the LORD was not powerful enough to take care of them.</i> 10. Was the LORD powerful enough to take care of them? <i>Yes, He was. He sent an angel to get rid of the army during the night. The rest of the army ran away in the morning.</i> 11. How has the LORD used His mighty power to do something for sinners like you and me? <i>He sent Jesus to suffer and die on the cross to save us from our sins. He raised Him from the dead showing He had really beaten sin and death for us.</i> 12. How can we become God's people? <i>By turning away from our sins and trusting in Jesus as our Savior. God loves to help us do this. Ask Him!</i> |