

DEEP DOWN DETECTIVES

**Curriculum Resources
for Unit 4, Bible Truth 6:**



**Can Anybody Tell Me
What the LORD Is Like?
He's Not Like Anyone Else...**

He Is Perfectly Holy, Purely Good!

Session Prep (especially good for newbies!)

Pray!



Pray for the Holy Spirit to be at work in your and the children's hearts.

Review



If new to the curriculum, look at the **Getting Started with Deep Down Detectives section of the Core Curriculum book.** (p.5) It will be especially helpful to read through the Deep Down Detectives section of **The Praise Factory Tour: Extended Version Book.** This is a visual way to understand what goes on in the classroom. (A pdf of the book is found in the samples section on the website.)

Look through and Learn the Lesson



Read over **lesson plan.** Practice any **songs or action rhymes** you are using. Choose/make up motions to go with these. Choose less with younger children and more with older preschoolers. **Practice the lesson with the visual aids** and using the Big Question Box/Briefcase.

Read and Rehearse the Bible Story with Pictures



Read the Bible story from the Bible. Read the curriculum version. Practice telling it with the storyboard pictures. (If you have not previously laminated the story pictures, do that now.) Or, rehearse it from the Simple Story Scenes, if you are using those.

Let There Be Music



Download the music and listen to the songs. Choose which of the songs you will use with the children. If using live musicians, make sure they have the sheet music (Appendix A, Core Curriculum book).

Put the Props in Place



1. Prepare your Visual Aids. Put the Big Question, Unit Bible Truths, Bible Truth, Bible Verse, and Listening Assignment signs, as well as the Bible Story script in one side of the Bible folder.
2. Get out your storyboard. If using Simple Story Scenes, put these in your Bible Folder. Or, if using the individual storyboard figures, put all background pictures in place (they have a BG by the number). Put the rest of the storyboard pictures (these have a SB by the number) in order of use in the other side of the Bible folder.
3. Put the DDD Bible Folder as well as the Big Question sign in the Big Question Box/Briefcase and shut it. If your box/briefcase has locks and you want to use the unlocking the box as part of your session, lock it now....but make sure you have the key or know the code first.
4. Prepare the music CD or sheet music or mp3 device for use in your session.

Set Out Free Play Activities



Choose and set up free time activities you will use with the children. Choose a variety of different activities that will be enjoyed by different types of children. Rotate the activities you provide to keep them interesting and fresh to your children. (Suggestions in Appendix D, Core Curriculum books.)

Prepare Any Activities



Choose which (if any) of the Bible Truth games and crafts activities you want to use in the session. Bear in mind your time frame as well as the developmental abilities and attention span of your children as you decide which/how many to prepare. **Look over the Discussion Sheet** and choose a few questions you might use to spark discussion with the children as they do their activities (especially good for ages 3's+). Pray for God to give you opportunities to talk about these things with the children.

Let Them Take It with Them



Make copies of the craft/take home sheets, if you are not already using them as one of your activities. You may also want to make copies of the story (see take-home version of each story included in Appendix C with the other take home resources) to have for parents to use with their children at home. There's a link on each craft/take home sheet to the story, if you don't make hard copies.

Store It



After your session is over, collect the resources and store them for future use. This curriculum can be used over and over for years to come.

Unit 4: The God Like None Other

UNIT OVERVIEW

There are many gods that people worship, but none is like the LORD. He is the one, true God. He's not like anyone else! He's always been alive--and He will never die. He's completely good and loving. He's all-powerful and all-wise. And that's just the beginning of what the LORD is like. He is so great! There will always be more of Him to know.

In this unit we will learn eight, amazing ways that the LORD is not like anyone else!

UNIT BIBLE VERSE: 1 Kings 8:23

"O LORD...there is no God like you, in heaven above or on earth beneath."

BIG QUESTION UNDER INVESTIGATION: Can Anybody Tell Me What the LORD Is Like?

ANSWER: He's Not Like Anyone Else!

OPTIONAL Big Question 4 INTRODUCTION LESSON (Use Hide 'n' Seek Kids Unit 4 Material)

Story: The Case of the Big Showdown *Exodus 1-12*

Bible Verse: 1 Kings 8:23

BIBLE TRUTH 1: He is a Glorious Spirit (3 Lessons Available)

Story: The Case of the Day of Blazing Brightness *1 Kings 6:8; 2 Chronicles 3-4,6-7*

Bible Verse: John 4:24

BIBLE TRUTH 2: He Is the One, True God (3 Lessons Available)

Story: The Case of the Fight with Fire *1 Kings 18*

Bible Verse: 2 Corinthians 13:14

BIBLE TRUTH 3: He is God the Father, Son and Holy Spirit: One God, but Three Persons

(3 Lessons Available)

Story: The Case of the Amazing Plan of the Three-in-One *Matthew 3:11-17; Mark 1:7-11;*

Luke 3:15-18, 21-23; John 1:19-34

Bible Verse: 2 Corinthians 13:14

BIBLE TRUTH 4: He Is Everywhere, All the Time (3 Lessons Available)

Story: The Case of the God Who Would Never Leave *Genesis 27-28*

Bible Verse: Psalm 139:1-3,7-10

BIBLE TRUTH 5: He Knows Everything There Is to Know (3 Lessons Available)

Story: The Case of the Missing Donkeys *1 Samuel 9*

Bible Verse: Daniel 2:20

➔ BIBLE TRUTH 6: He Is Perfectly Holy, Purely Good (3 Lessons Available)

Story: The Case of the Tent that Had to Be Just So *Exodus 25-31,35-40; Leviticus 8*

Bible Verse: Isaiah 6:1-3

BIBLE TRUTH 7: He Can Do Anything He Wants to Do (3 Lessons Available)

Story: The Case of the Man with the Big Name *2 Kings 18-19; 2 Chronicles 32*

Bible Verse: Psalm 135:5-6

BIBLE TRUTH 8: He Is Always Faithful, Through and Through (3 Lessons Available)

Story: The Case of the Never-Forgotten Food *Exodus 16*

Bible Verse: Psalm 86:1,15,16

Deep Down Detectives ESV Songs 4 Track Numbers

This is a listing of all songs mentioned in the unit curriculum. You may or may not choose to use all of the songs. They are listed in easy-reference order--NOT in the order used in the curriculum.

You may choose to simply burn a CD/load them onto an mp3 device in this order. Or, you may want to do what we do: choose the songs we want to use and create a play list of them in that order. Then, we burn a CD/upload the play list onto an mp3 device. A teacher only has to click forward to the next song, instead of hunting for the right track. The track number have been included as part of the title of each song, so teachers will still have a reference to the track number listed in the curriculum (same as those listed below), even if you change the order on your customized play list.

SONGS USED EVERY UNIT OF THE CURRICULUM

- 1 The Classroom Song v.1
- 2 The Classroom Song v.2
- 3 The Classroom Song v.3
- 4 The Classroom Song v.4
- 5 Deep Down Detectives Theme Song
- 6 The Classroom Rules Song
- 7 Let's Pray Song
- 8 The Big Question Box Song
- 9 The Bible Chant Song
- 10 ACTS Prayer Song (Short Version)
- 11 ACTS Prayer Song (Full Version)

Why the Extra Songs?

Deep Down Detectives is a curriculum used by a wide age-span of kids. Sometimes one of the other songs is a better fit for your kids. Or, you may simply want to teach them more songs on the same Bible Truth. Use as many or as few as you want.

*listen to or
download songs
for free at [https://
praisefactory.
org](https://praisefactory.org): Deep Down
Detectives
Music page*

UNIT 4: THE GOD LIKE NONE OTHER

- 12 Big Q & A 4 Song
- 13 Big Question 4 Song: Can Anybody Tell Me What the LORD Is Like?
- 14 Inspector Graff's Rap: The ABC's of God
- 15 Big Question 4 Bible Verse Song: O, O, Lord 1 Kings 8:23, ESV
- 16 Extra Big Question 4 Bible Verse Song: In Heaven Above Kings 8:23, ESV (short version)
- 17 Extra Big Question 4 Bible Verse Song: In Heaven Above Kings 8:23, ESV (full version)
- 18 Extra Big Question 4 Bible Verse Song: In Heaven Above or Earth Beneath Kings 8:23, ESV (other version)
- 19 Extra Big Question 4 Bible Verse Song: I Am God Isaiah 46:9,11, ESV
- 20 Big Question 4 Hymn: Praise Him, Praise Him, All Ye Little Children
- 21 Big Question 4 Praise Song: God Is So Good

Can Anybody Tell Me What the LORD Is Like? He's Not Like Anyone Else...

Bible Truth 1: He Is a Glorious Spirit

- 22 Bible Verse: God Is Spirit John 4:24, ESV
- 23 Extra Bible Verse: The Hour Is Coming John 4:24, ESV (other version)

Bible Truth 2: He Is the One, True God

- 24 Bible Verse: Among the Gods Psalm 86:8-10, ESV
- 25 Extra Bible Verse: O Lord of Hosts Isaiah 37:16, ESV

Bible Truth 3: He Is God the Father, Son and Holy Spirit: One God, But Three Persons

- 26 Bible Verse: May the Grace 2 Corinthians 13:14, ESV

Bible Truth 4: He Is Everywhere, All the Time

- 27 Bible Verse: Where Shall I Go? Psalm 139:7-10, ESV
- 28 Extra Bible Verse: O LORD, You Have Searched Me Psalm 139:7-10, ESV (other version)
- 29 Extra Bible Verse: The LORD Looks Down from Heaven Psalm 33:13-14, HCSB

Bible Truth 5: He Knows Everything There Is to Know

- 30 Bible Verse: Blessed Be the Name of God Daniel 2:20-22, ESV
- 31 Extra Bible Verse: May the Name of God Be Praised Daniel 2:20-22, HCSB (other version)

Bible Truth 6: He Is Perfectly Holy, Purely Good

- 32 Bible Verse: I Saw the Lord Isaiah 6:1-3, ESV

Bible Truth 7: He Can Do Anything He Wants to Do

- 33 Bible Verse: I Know that the LORD Is Great Psalm 135:5-6, ESV
- 34 Extra Bible Verse: For I Know the Plans Jeremiah 29:11,13 ESV

Bible Truth 8: He Is Always Faithful, Through and Through

- 35 Bible Verse: But You, O LORD Psalm 86:1,15 ESV

Big Question 4, Bible Truth 6 Overview: Key Concepts**P1****Unit 4: The God Like None Other****Unit Big Question (and Answer):** Can Anybody Tell Me What the LORD Is Like? He's Not Like Anyone Else!**Unit Bible Verse:** "O LORD...there is no God like you, in heaven above or on earth beneath." 1 Kings 8:23**Bible Truth 6 Concept: He's Not Like Anyone Else... He Is Perfectly Holy, Purely Good!**

What do you think of when you hear the word, "holy?" Something like a torn, old pair of pants with lots of holes in it? "Holy" may sound like something old you might throw away, but it means the very opposite. It means something so great and good and magnificent that nothing is like it. God is the only one who is truly holy. He is so great! He is so good! He does what is right all the time. He deserves our worship. And because God is holy, there is something He hates--sin! Sin is anything that goes against God and His good ways. It's good that God hates sin. But what about us? We are all sinners who have disobeyed God. We deserve His punishment. Oh no! Is there any hope for us?

Yes, there is... because God loves mercy as much as He hates sin. He treats us better than we deserve. That's why He sent Jesus to be our Savior. On the cross Jesus died for the sins of all who would ever turn away from their sins and trust in Him as their Savior. Jesus took the God's punishment for them so they could be forgiven. God makes them His people. He treats them as if they were as holy and good as Jesus. They get to know God in their hearts now and He will help them be holy like Him—living His good way. Then one day when they die, they will go to live with Him forever. We can be God's people, too, when we turn away from our sins and trust in Jesus as our Savior!

Bible Truth 6 Bible Verse: Isaiah 6:1-3, ESV

"I saw the LORD sitting upon a throne, high and lifted up... Above him stood the seraphim. Each had six wings... And one called to another and said: "Holy, holy, holy is the LORD of hosts; the whole earth is full of his glory!"

Learn a Little: "Holy, holy, holy is the LORD."**Meaning**

These verses are a picture of God's holiness. The LORD is so high and exalted because of His perfect holiness, and He is to be worshiped. He is so holy that the seraphs (angels) repeat to each other how holy He is. He is so holy that even the whole earth is filled with the glory of His holiness.

Bible Truth 6 ACTS Prayer

- A** We praise You, LORD. There is no god like you. You are perfectly good and oh so great! You are holy. You hate sin. You love what is good.
- C** LORD, we are not holy like You are. We choose to disobey Your good ways. We need Your forgiveness. We need a Savior!
- T** Thank You for sending Jesus to be our Savior. Thank You for sending Him to make the way for us to know You and be with You, the good and great, one, true God.
- S** Work in our hearts. Help us to turn away from our sins and trust in Jesus as our Savior. Help us to want to live Your good way, so that we show others a little bit of Your goodness when they see how we live. In Jesus' name we pray, Amen.

Bible Truth 6 Story**The Case of the Tent that Had to Be Just So Exodus 25-31,35-40; Leviticus 8***Exodus 25-31,35-40; Leviticus 8*

Big Question 4, Bible Truth 6 Overview: Key Concepts

Songs Used in Bible Truth 6

Big Q & A 4 Song

Big Question 4 Song: Can Anybody Tell Me What the LORD Is Like?

Inspector Graff's Rap: The ABC's of God

Big Question 4 Bible Verse Song: O, O, Lord 1 Kings 8:23, ESV

Extra Big Question 4 Bible Verse Song: In Heaven Above Kings 8:23, ESV

Extra Big Question 4 Bible Verse Song: In Heaven Above or Earth Beneath Kings 8:23, ESV (other version)

Extra Big Question 4 Bible Verse Song: I Am God Isaiah 46:9,11, ESV


Big Question 4 Hymn: Praise Him, Praise Him, All Ye Little Children


Big Question 4 Praise Song: God Is So Good

Bible Truth 6 Bible Verse Song: I Saw the Lord Isaiah 6:1-3, ESV


listen to or download songs for free at <https://praisefactory.org>: Deep Down Detectives Music page

1. GETTING STARTED

 = follow the stars for a short & simple lesson plan

Intake Activity Ideas	Choose one of these open-ended activities to include children as they join the class:
Free Play Time <i>suggestions in Appendix D</i>	 Offer your own or some of the easy-to-make, free play activities suggested in Appendix D.
OR Sing-along Music Time <i>lyrics and sheet music, Appendix A</i> <i>listen to or download songs for free at https://praisefactory.org:Deep Down Detectives Music page</i>	<p>Music from Deep Down Detectives (DDD) ESV Songs 4:</p> <p>Big Q & A 4 Song <i>DDD ESV Songs 4, track 12</i> Big Question 4 Song <i>DDD ESV Songs 4, track 13</i> Extra Unit Song: <i>Inspector Graff's Rap: The ABC's of God</i> <i>DDD ESV Songs 4, track 14</i> Big Question 4 (Unit) Bible Verse Song: O, O, Lord 1 Kings 8:23, ESV <i>DDD ESV Songs 4, track 15</i> Extra Big Question 4 (Unit) Bible Verse Song: <i>In Heaven Above Kings 8:23, ESV (short version)</i> <i>DDD ESV Songs 4, track 16</i> Extra Big Question 4 (Unit) Bible Verse Song: <i>In Heaven Above Kings 8:23, ESV (full version)</i> <i>DDD ESV Songs 4, track 17</i> Extra Big Question 4 (Unit) Bible Verse Song: <i>In Heaven Above or Earth Beneath Kings 8:23, ESV (version 3)</i> <i>DDD ESV Songs 4, track 18</i> Extra Big Question 4 (Unit) Bible Verse Song: <i>I Am God Isaiah 46:9,11, ESV</i> <i>DDD ESV Songs 4, track 19</i> Big Question 4 Hymn: Praise Him, Praise Him, All Ye Little Children <i>DDD ESV Songs 4, track 20</i> Big Question 4 Praise Song: God Is So Good <i>DDD ESV Songs 4, track 21</i> Bible Truth 6 Bible Verse Song: I Saw the Lord Isaiah 6:1-3, ESV <i>DDD ESV Songs 4, track 32</i></p> <p><i>Add more fun to Sing-along Music Time by adding a Music, Movement & Memory Activity. These activities are listed on p.10 of this lesson plan with the Response Activities. Instructions found in Appendix B.</i></p>
OR Bible Verse Memory Game <i>instructions found in Appendix B</i>	<p>Lesson 1 Game: Duck, Duck, Goose Lesson 2 Game: Slap, Clap and Stack Lesson 3 Game: Simon Says How</p> <p><i>These activities are also included on p.10 of this lesson plan with the Response Activities.</i></p>

2. OPENING CIRCLE TIME (introduce the Bible Truth and tell the related Bible story)

Gathering the Children <i>lyrics and sheet music, Appendix A</i>	<p><i>Sing verse 1 of The Classroom Song to gather the children for Circle Time.</i></p> <p>The Classroom Song, verse 1 <i>DDD ESV Songs 4, track 1</i> Let's gather together to worship God, Let's gather together to worship God, Let's gather together to worship God, Come gather here with me!</p>
Welcome to Deep Down Detectives	 "Welcome to Deep Down Detectives. We're so glad you've joined us! Detectives are people who look for answers to questions. In Deep Down Detectives, we look for answers to big questions about God. We dig deep down in the truths of God's Word to find them."

2. OPENING CIRCLE TIME, continued



= follow the stars for a short & simple lesson plan

<p>Deep Down Detectives Theme Song</p> <p><i>Lyrics and sheet music, Appendix A</i></p>	<p>"Let's sing our Deep Down Detectives Theme Song."</p> <p>Deep Down Detectives Theme Song DDD ESV Songs 4, track 5</p> <p>We're Deep Down Detectives, diggin' deep in God's Word, For truths about God and His plans for this world, We're seeking to love Him, with all of our heart, We're Deep Down Detectives! Come on! Let's start!</p>
<p>Classroom Rules Song</p> <p><i>Lyrics and sheet music, Appendix A</i></p>	<p>There are two very important things that Deep Down Detectives do together: we worship God and we love one another. Our Classroom Rules Song reminds us how we should act. Let's sing it."</p> <p>Classroom Rules Song DDD ESV Songs 4, track 6</p> <p>Shh, be quiet while someone is talking, Raise your hand, if you have something to say, Don't touch your friend, sitting beside you, Obey your teachers, Be kind as you play. These are our classroom rules, These are our classroom rules, They help us worship God and love one another, These are our classroom rules.</p>
<p>Opening Prayer Time</p> <p><i>Lyrics and sheet music, Appendix A</i></p>	<p>"Children, we need God's help to keep these rules. Let's ask Him to help us right now. Let's get ready and pray."</p> <p>Let's Pray DDD ESV Songs 4, track 7</p> <p>1-2-3! Fold your hands, Bow your head, Close your eyes. Let's pray! (<i>repeat</i>)</p> <p>"Let's pray:"</p> <p>Opening Prayer</p> <p>Dear Lord, We're so glad to get to gather together to worship You! Please help us keep the classroom rules. Please help us to love You and learn about You today. In Jesus' name we pray. Amen.</p>

2. OPENING CIRCLE TIME, continued

★ = follow the stars for a short & simple lesson plan

Reveal the Big Question
Introduce the Big Question Box/Briefcase

lyrics and sheet music, Appendix A

“Detectives INVESTIGATE things. That means they ask questions and look for answers. Deep Down Detectives investigate big questions about God. The Big Question we are investigating today is right inside our Big Question Box/Briefcase.

The Big Question Box Song

DDD ESV Songs 4, track 8

We’ve got a big box,
All closed up and locked,
Filled with the truths of God’s Word.

We’ve got a brief case,
There’s no time to waste,
Come on, kids, let’s open it up!

The Big Question under Investigation

VISUAL AID take out



of BQB

*Big Question & Answer Sign, front side
found in the DDD Unit 4 Visual Aids, ESV Book

Ok, who would like to open for me and pull out the Big Question?”

Choose a child to open the box/briefcase, take out the Big Question and hand it to you, then hold up the Big Question sign for all the children to see, and say:

★ The Big Question we are investigating today is Big Question Number 4:
Can Anybody Tell Me What the LORD Is Like?
and the Answer is:
He’s Not Like Anyone Else!

Big Question Meaning

★ There are many gods that people worship, but none is like the LORD. He is the one, true God. He’s not like anyone else! He’s always been alive--and He will never die. He’s completely good and loving. He’s all-powerful and all-wise. And that’s just the beginning of what the LORD is like. He is so great! There will always be more of Him to know.

Big Question Songs

“Let’s sing our Big Question Song:

Big Q & A 4 Song

★ **Big Q & A 4 Song**

DDD ESV Songs 4, track 12

lyrics and sheet music, Appendix A

(adapted version of “Have You Ever Seen a Lassie”)

Can anybody tell me,
Tell me, tell me,
Can anybody tell me,
What the LORD is like?
He’s not like anyone else,
Anyone else, anyone else,
He’s not like anyone else,
That’s what the LORD is like.

2. OPENING CIRCLE TIME, continued



= follow the stars for a short & simple lesson plan

Learning about the Big Question (use one or both)



Repeat the Big Question and Answer again:

"Can Anybody Tell Me What the LORD Is Like? He's Not Like Anyone Else!"

Say: "Hmmm, I wonder what that means... Let's do our action rhyme/sing our song that explains it."

Then do the action rhyme or sing the song using any of the optional motions suggested, if desired.

Big Question Action Rhyme

Big Question 4 Action Rhyme

(POSSIBLE ACTIONS)

The LORD is not like anyone else.
He's not like you or me.
He is a glorious spirit
I cannot touch or see.
He's very, very, VERY strong.
He knows everything,
He never does any wrong!
And He is with us all the time.
No matter where we may be.

Shake your head side to side in a "no"
point out to someone else, then to self

close eyes
flex arm muscle
Touch head
Shake your head side to side in a "no"
Stretch your hands out wide

Big Question (Action Rhyme) Song



Big Question 4 (Action Rhyme) Song

DDD ESV Songs 4, track 13

(POSSIBLE ACTIONS)

lyrics and sheet music, Appendix A

You might also enjoy:

Inspector Graff's Rap:
The ABC's of God
DDD ESV Songs 4,
track 14

lyrics and sheet music, Appendix A

Refrain:

Tell me, can anybody tell me,
Tell me, what the LORD is like?
Tell me, can anybody tell me,
Tell me, what the LORD is like?
He's not like anyone else,
He's not like anyone else,
He's not like anyone else,
He's not like anyone else,

Point out to others in a arc movement

Point up to God

Shake head "no"

Verse 1

He's Omniscient! (He knows all things)
Omnipresent! (He's everywhere you can be)
Omni-benevolent! (He's always good!)
and Omnipotent! (He can do all things!) Refrain

Touch head
Point out to others in a arc movement

hold up flexed arm

Verse 2

He's Immutable! (He never changes!)
He's Infallible! (He makes no mistakes!)
He's Infinite! (There's always more of Him to know!)
And purely Righteous!
(He has no sin! Not even a teeny, tiny speck!) Refrain

fold arms over chest and shake head "no"

extend out arms to each side

hand gesture for tiny, by place index and thumb of same hand a little space apart

2. OPENING CIRCLE TIME, continued

★ = follow the stars for a short & simple lesson plan

Learning the Bible Truth

VISUAL take out

AID



of BQB

VISUAL AID

All the Bible Truths Sign

★ "He's not like anyone else" is a good beginning, but there's so more to learn. So it's time for us to dig down even deeper for more answers to our Big Question about God. We're going to be learning **EIGHT** Bible truths that all tell us more about what the God is like.

Who would like to hand me the picture with our eight Bible truths on it? It's in the Big Question Box/Briefcase." *Choose a child to get it and hand it to you, then hold it up and show them the pictures of the eight truths they will be learning.*

Bible Truth Clue

VISUAL take out

AID



of BQB

Bible Truth Clue Sign,

front side

VISUAL AID

After everyone has had a good look, say...

"Ok, we've learned five truths about what the LORD is like. They are: "He is a Glorious Spirit," "He Is the One, True God," "He Is Father, Son and Holy Spirit: Three Persons, but just one God," "He Is Everywhere, All the Time," and "He Knows Everything There Is to Know" (point to pictures as you identify each Bible Truth). Now let's look at our Bible Truth Clue sign and see if we can figure out which of these eight truths we will be learning about today. Who would like to get it out of the Big Question Briefcase for me?"

Choose a child to open the briefcase, take out the Bible Truth Clue sign and hand it to you. Hold up the front side for the children to see. Cover up the answer, written along the bottom, and say:

"Can Anybody Tell Me What the LORD Is Like?

He's Not Like Anyone Else!

He Is Perfectly Holy, Purely ????!"

Hint

We're missing one word. Here's the hint to what the missing word is. It says: "It's a word that means the opposite of bad? It rhymes with "hood."

Can you guess? It's "good."

So the Bible Truth we are learning today is:

(uncover answer from bottom of sign, show it to them and say:)

★ **"Can Anybody Tell Me What the LORD Is Like?**

He's Not Like Anyone Else!

He Is Perfectly Holy, Purely *GOOD!*"

Bible Truth Meaning

★ And here is what this Bible Truth means: *(read the meaning off of the back of the sign, say:)*

What do you think of when you hear the word, "holy?" Something like a torn, old pair of pants with lots of holes in it? "Holy" may sound like something old you might throw away, but it means the very opposite. It means something so great and good and magnificent that nothing is like it. God is the only one who is truly holy. He is so great! He is so good! He does what is right all the time. He deserves our worship. And because God is holy, there is something He hates--sin! Sin is anything that goes against God and His good ways. It's good that God hates sin. But what about us? We are all sinners who have disobeyed God. We deserve His punishment. Oh no! Is there any hope for us?

Yes, there is... because God loves mercy as much as He hates sin. He treats us better than we deserve. That's why He sent Jesus to be our Savior. On the cross Jesus died for the sins of all who would ever turn away from their sins and trust in Him as their Savior. Jesus took the God's punishment for them so they could be forgiven. God makes them His people. He treats them as if they were as holy and good as Jesus. They get to know God in their hearts now and He will help them be holy like Him—living His good way. Then one day when they die, they will go to live with Him forever. We can be God's people, too, when we turn away from our sins and trust in Jesus as our Savior!

2. OPENING CIRCLE TIME, continued

★ = follow the stars for a short & simple lesson plan

Learning the Bible Verse

"And how do I know this is true? God tells me so in His special book, the Bible."

The Bible Chant Song

Say or sing the Bible Chant Song.

lyrics and sheet music, Appendix A

The Bible Chant Song

DDD ESV Songs 4, track 9

The Bible, the Bible,
Let's get out the Bible.
Let's hear what God has to say.
The Bible, the Bible,
God's given us the Bible.
It's His Word for us to learn and obey! Yay!

Bible Verse

DDD 4.6 Bible Verse-front side (in the DDD Bible folder)

VISUAL AID Place verse in take out



of BQB
DDD Bible Folder

*found in the DDD Unit 4 Visual Aids, ESV Book

"Who would like to get our Bible folder out of the Big Question Briefcase for me?"

Choose a child to open the briefcase, take out the "Bible" folder and hand it to you. Remove the Bible Verse Picture from the "Bible" folder and hold it up for all the children to see, then say:

Isaiah 6:1-3 tells us:

★ **Isaiah 6:1-3**

"I saw the LORD sitting upon a throne, high and lifted up... Above him stood the seraphim. Each had six wings... And one called to another and said: "Holy, holy, holy is the LORD of hosts; the whole earth is full of his glory!"

Learn a Little: "Holy, holy, holy is the LORD."

Bible Verse Meaning

★ **What does that mean?**

These verses are a picture of God's holiness. The LORD is so high and exalted because of His perfect holiness, and He is to be worshiped. He is so holy that the seraphs (angels) repeat to each other how holy He is. He is so holy that even the whole earth is filled with the glory of His holiness.

2. OPENING CIRCLE TIME, continued



= follow the stars for a short & simple lesson plan

**Bible Verse
Song**

*lyrics and sheet music,
Appendix A*

We've said our Bible verse, now let's sing it!

I Saw the LORD: Isaiah 6:1-3






DDD ESV Songs 4, track 32

I saw the LORD,
Sitting a throne,
High and exalted,
Sitting a throne,
Above Him stood the seraphim,
Each had six wings,
And they called to one another,
"Holy is the LORD,
Holy, holy, holy is the LORD of hosts,
Holy, holy, holy is the LORD of hosts.
Isaiah Six, one through three.

2. OPENING CIRCLE TIME, continued



= follow the stars for a short & simple lesson plan

<p>Getting into the Case</p>	<p>"Now it's time to do a bit more deep down investigating. Let's see what Detective Dan wants us to help him figure out. Would someone like to get it out for me?"</p>
<p>Listening Assignments</p> <p>Place in  take out  of BQB</p>	<p>NOTE: Listening assignments are most suitable for ages 3+. Skip straight to the Bible story (see bottom of this page), if working with 2 year olds.</p> <p>"Let's open up our listening assignment and see what we are supposed to figure out today.</p> <p>Choose a child to take out the Listening Assignment (from the DDD Bible Folder) and hand it to you. Read Detective Dan's letter to the children that includes the listening assignment. The listening assignments are summarized below:</p>
<p>VISUAL AID</p> <p></p> <p>DDD Unit 4 Visual Aids, ESV</p>	<p>Detective Dan's Lesson #1 Listening Assignment:</p> <p>I need to know:</p> <ol style="list-style-type: none"> 1. Who was the tent for? Who told them how to make it? 2. Why did it have to be made just exactly like He said?
<p>VISUAL AID</p> <p></p> <p>DDD Unit 4 Visual Aids, ESV</p>	<p>Detective Dan's Lesson #2 Listening Assignment:</p> <p>Our Bible Verse is Isaiah 6:1-3 :</p> <p>"I saw the LORD sitting upon a throne, high and lifted up... Above him stood the seraphim. Each had six wings... And one called to another and said: "Holy, holy, holy is the LORD of hosts; the whole earth is full of his glory!"</p> <p>I need to know:</p> <ol style="list-style-type: none"> 1. Where did the holy LORD come to meet with the people? 2. Could anyone go to meet with the LORD? Why or why not?
<p>VISUAL AID</p> <p></p> <p>*Listening Assignment #3 includes the Assignment Sheet, plus 6 clue pictures*</p> <p>DDD Unit 4 Visual Aids, ESV</p>	<p>Detective Dan's Lesson #3 Listening Assignment:</p> <p>I found six clues, but two of them are NOT in the story. They are: A wagon, a cross, the Ark of the Covenant, God's big rules, an altar, and a camel. Hold each of them up for the children to see as you identify them.</p> <p>I need to know:</p> <ol style="list-style-type: none"> 1. Which four belong in the story and which two don't? 2. Who needed to confess their sins to the LORD? What did He do to take away their sins, once and for all?
<p>Tell the Bible Story</p> <p>Place story & pics in  take out  of BQB</p> <p>DDD Unit 4 Visual Aids, ESV</p> <p>Story text included in this book right after this lesson plan and in Visual Aids book</p>	<p>Then say, "Ok, Deep Down Detectives! Put on your best listening ears and see if you can hear the answers to Detective Dan's questions. When I finish telling the story, we will see if we can answer all the questions."</p> <p>Bible Story: The Case of the Tent that Had to Be Just So</p> <p>Exodus 25-31,35-40; Leviticus 8</p> <p>Read the Bible Truth story, putting up the storyboard pictures as you tell it. Then, have the children answer the listening assignment. Present the gospel and lead in prayer. Or, use the Simple Story Scenes resource to do all of this.</p> <p>*Answers to questions; the gospel; and, ACTS prayer are included with the story text.*</p>

2. OPENING CIRCLE TIME, continued

★ = follow the stars for a short & simple lesson plan

<p>Story Response Song(s)</p> <p>Hymn</p> <p><i>lyrics and sheet music, Appendix A</i></p>	<p><i>As attention span and time allow, you might want to end with one of the following songs which also tie in with the unit. If desired, use the Music and Movement activity ideas while singing (listed with the Response Activities).</i></p> <p>Praise Him, Praise Him, All Ye Little Children <i>DDD ESV Songs 4, track 20</i></p> <p>Praise Him, praise Him, All ye little children, God is love (powerful, holy), God is love (powerful, holy), Praise Him, praise Him, All ye little children, God is love (powerful, holy), Praise Him, praise Him, All ye little children, God is love (powerful, holy).</p> <p>Tie-in: "Children God is so good, so powerful and so holy! Let's praise Him!"</p>
--	---

<p>Praise Song</p> <p><i>lyrics and sheet music, Appendix A</i></p>	<p>Praise Song: God Is So Good <i>DDD ESV Songs 4, track 21</i></p> <p>God is so good (powerful, holy), God is so good (powerful, holy), God is so good (powerful, holy), He's so good (powerful, holy) to me.</p> <p>Tie-in: "Children God is so good, so powerful and so holy! Let's praise Him!"</p>
--	--

3. TAKING ACTION: Response Activities *(choose from among these activities)*






<p>Transition to Activities</p>	<p>★ Well, Deep Down Detectives, you've done a great job diggin' deep down for answers in the truths of God's Word. Now it's time to enjoy some activities."</p> <p><i>Tell children what activity/s you are providing for them: either free play or some of the response activities listed below. When you are ready to dismiss them, use this song to help the children transition in an orderly fashion to their next activity.</i></p>
--	--

<p>Classroom Song, verse 2</p> <p><i>lyrics and sheet music, Appendix A</i></p>	<p>"Children, let's sing our Time to Play Song. When we are finished you may get up and walk over to our next activity."</p> <p>Classroom Song, verse 2 <i>DDD ESV Songs 4, track 2</i></p> <p>We've gathered together to worship God, We've gathered together to worship God, And now it's time to play.</p> <p><i>Dismiss the children to whatever activities you have prepared for them to do.</i></p>
--	---

Lesson Plan: Big Question 4, Bible Truth 6

use with all THREE lessons

3. TAKING ACTION: Response Activities (choose from among these activities) ★ = short & simple lesson plan

<p>Response Activities</p>	<p>Choose one or more activities appropriate for your children, based on classroom time and developmental needs. Add the Discussion Sheet to any activity for deeper learning. ★</p>
<p>Bible Verse Memory Game</p> <p><i>game directions, Appendix B</i></p>	<p>Though listed with the opening activities, you may choose to use this Bible verse game here instead (or as a repeat).</p> <ul style="list-style-type: none"> • Lesson 1 Game: Duck, Duck, Goose • Lesson 2 Game: Slap, Clap and Stack • Lesson 3 Game: Simon Says How <p>Use the Discussion Sheet with this activity for even deeper learning ★</p>  <p>Discussion Questions</p>
<p>Music, Movement & Memory Activity</p> <p><i>game directions, Appendix B</i></p>	<p>A music activity that uses the songs from the Bible Truth and Big Question unit.</p> <ul style="list-style-type: none"> • DDD Songs for this Bible Truth, plus: • Lesson 1 Activity: Musical Squares • Lesson 2 Activity: Thumping Drums • Lesson 3 Activity: Say, Spring Up and Shout <p>Use the Discussion Sheet with this activity for even deeper learning ★</p>  <p>Discussion Questions</p>
<p>Bible Story Review Game</p> <p><i>game directions, Appendix B</i></p>	<p>A game that uses the storyboard pictures from the story to review the story.</p> <ul style="list-style-type: none"> • Lesson 1 Game: Fix Up the Mix Up • Lesson 2 Game: Take Me through the Tunnel • Lesson 3 Game: Missing in Action <p>Use the Discussion Sheet with this activity for even deeper learning ★</p>  <p>Discussion Questions</p>
<p>Coloring Pages/ Take Home Sheets</p> <p><i>in Appendix C</i></p> <p>★</p>	<p>A coloring page related to the lesson assignment question is provided for each lesson. On the back of each are the key concepts, a few questions and a song for parents to use with their children.</p> <p>NOTE: Upgrade your coloring sheet to a more interesting craft by offering simple embellishments, such as jiggly eyes, craft sand, glitter, glitter glue, colored paper dots (made with a hole punch), fabric scraps, etc. Make cut-to-size glued-on clothes, hair, etc for characters by using a copy of the coloring sheet, cutting out the selected portions and making them the patterns for whatever you want to cut out of fabric, paper, foil, etc.</p> <ul style="list-style-type: none"> • Lesson 1 Coloring Sheet Emphasis: Bible Truth • Lesson 2 Coloring Sheet Emphasis: Bible Verse • Lesson 3 Coloring Sheet Emphasis: ACTS Prayer <p>Use the Discussion Sheet with this activity for even deeper learning ★</p>  <p>Discussion Questions</p>
<p>Extra Crafts: Big Question Craft</p> <p><i>in Appendix C</i></p> <p>Bible Verse Craft</p> <p><i>in Appendix C</i></p> <p>Bible Story Puzzle</p> <p><i>in Appendix C</i></p>	<p>These crafts are slightly more complex than the coloring/take home sheets:</p> <p>The Bible Concept Go-and-Tell Craft is a craft that summarizes the Bible concept and includes the Bible verse is included for those desiring more than a coloring sheet. This more complex craft will involve gluing, sticking, etc. Can be used at any time.</p> <p>The Bible Story Coloring Sheet provides a tie in between the Bible story and the Bible truth they are learning.</p> <p>The Storyboard Picture Placement Page has been made into a puzzle that can be cut out and re-assembled by the children. This provides a nice summary of the story.</p> <p>Use the Discussion Sheet with these activities for even deeper learning ★</p>  <p>Discussion Questions</p>
<p>Free Play Activities ★</p> <p><i>ideas in Appendix D</i></p>	<p>Offer your own or some of the easy-to-make, free play activities suggested in Appendix D.</p>

4. CLOSING CIRCLE TIME *(End-of-session activities for the last 5-10 minutes of class time)*

 = short & simple lesson plan

<p>Transition to Closing Circle</p> <p>Classroom Song, verse 3</p> <p><i>lyrics and sheet music, Appendix A</i></p>	<p><i>Use this song to help the children transition in an orderly fashion. Start singing this song and ask the children to gather with you for Closing Circle Time.</i></p> <p>Classroom Song, verse 3 <i>DDD ESV Songs 4, track 3</i></p> <p>It's time to get ready to go and tell, It's time to get ready to go and tell, Come gather here with me.</p>
<p>Closing Circle Time</p> <p>Classroom Song, verse 4</p> <p><i>lyrics and sheet music, Appendix A</i></p>	<p><i>When children are settled in the circle, say:</i></p> <p>"It's almost time for your parents to come pick you up. And do you know what that means? It means.... (draw this out to build anticipation and excitement)...that it's almost time to go home and....it's almost time to...Go and Tell! We have learned some big news about God today. God wants us to take and tell it to the whole world!"</p> <p>Classroom Song, verse 4 <i>DDD ESV Songs 4, track 4</i></p> <p>So what's our big news to go and tell, So what's our big news to go and tell, Can you tell me now?</p>
<p>Big News to Tell</p> <p>Big Question 4</p> <p><i>VISUAL AID</i></p> <div style="border: 1px solid black; background-color: #90EE90; padding: 2px; display: inline-block; margin: 5px;">#1</div> <p><i>*found in the DDD Unit 4 Visual Aids, ESV Book lyrics and sheet music, Appendix A</i></p> <p>Big Question 4, Bible Truth 6</p> <p><i>VISUAL AID</i></p> <div style="border: 1px solid black; background-color: #90EE90; padding: 2px; display: inline-block; margin: 5px;">#3</div>	<p>"Let's see....there's so much big news to tell! There's so much we've learned!</p> <p>First of all, can you tell me the answer to our Big Question: "Can Anybody Tell Me What the LORD Is Like?" <i>Hold up the Bible Truth Clue Picture.</i></p> <p>Say the answer with me: "He's Not Like Anyone Else!"</p> <p><i>(If desired, you can sing one/both of the Big Question songs.)</i> <i>DDD ESV Songs 4, tracks 12,13</i></p> <p>And what's one way He does this? What did we learn? <i>Point to the picture.</i></p> <p>He Is Perfectly Holy, Purely Good!</p> <p>"And how do I know this is true? Can you tell me? Say it with me: "The Bible tells me so!" That's right!</p>
<p>Big Question 4, Bible Truth 6 Bible Verse</p> <p><i>VISUAL AID</i></p> <div style="border: 1px solid black; background-color: #90EE90; padding: 2px; display: inline-block; margin: 5px;">#4</div> <p><i>*found in the DDD Unit 4 Visual Aids, ESV Book lyrics and sheet music, Appendix A</i></p>	<p>We learned: Isaiah 6:1-3:</p> <p>"I saw the LORD sitting upon a throne, high and lifted up...Above him stood the seraphim. Each had six wings... And one called to another and said: "Holy, holy, holy is the LORD of hosts; the whole earth is full of his glory!"</p> <p>Learn a Little: "Holy, holy, holy is the LORD."</p> <p>These verses are a picture of God's holiness. The LORD is so high and exalted because of His perfect holiness, and He is to be worshiped. He is so holy that the seraphs (angels) repeat to each other how holy He is. He is so holy that even the whole earth is filled with the glory of His holiness.</p> <p><i>(If desired, you can sing the Bible verse song.)</i> <i>DDD ESV Songs 4, track 32</i></p>

4. CLOSING CIRCLE TIME, continued



= follow the stars for a short & simple lesson plan

<p>Closing ACTS Prayer Time</p> <p>ACTS Prayer Chant</p> <p><i>lyrics and sheet music, Appendix A</i></p>	<p><i>Let's ask God to help us to remember this and even tell others this good news. Let's get ready and pray our ACTS prayer.</i></p> <p><i>And what does ACTS mean? Let's sing/say our ACTS Prayer Chant!</i></p> <p>ACTS Prayer Chant Song <i>DDD ESV Songs 4, tracks 10,11</i></p> <p>A, Adoration, God, we praise You! C, Confession, Forgive us our sins. T, Thanksgiving, Thank You for Jesus, S, Supplication, Help us to live like Him.</p> <p style="text-align: right;">That's the ACTS prayer, my friend, Bow your head, Close your eyes, Shhh, Let's begin.</p>
<p>Closing ACTS Prayer</p>	<p>"Let's pray!"</p> <p><i>Lead the children in the ACTS prayer for this Bible Truth.</i></p> <p>A We praise You, LORD. There is no god like you. You are perfectly good and oh so great! You are holy. You hate sin. You love what is good.</p> <p>C LORD, we are not holy like You are. We choose to disobey Your good ways. We need Your forgiveness. We need a Savior!</p> <p>T Thank You for sending Jesus to be our Savior. Thank You for sending Him to make the way for us to know You and be with You, the good and great, one, true God.</p> <p>S Work in our hearts. Help us to turn away from our sins and trust in Jesus as our Savior. Help us to want to live Your good way, so that we show others a little bit of Your goodness when they see how we live.</p> <p>In Jesus' name we pray, Amen.</p>
<p>5. TAKING IT HOME <i>(Take Home Sheet)</i></p>	
<p>Clean up and Dismissal </p>	<p>"Now it's time to work together and clean up." <i>Have the children join you in cleaning up the room.</i></p>
<p>Coloring Pages/ Take Home Sheets </p> <p><i>in Appendix C</i></p>	<p><i>Give out the craft/take home sheet and any other papers from the session, as you dismiss children from class.</i></p> <p><i>(Reminder: The back side of the coloring page is the take home sheet for each lesson.)</i></p>
<p>Bible Story to Take-Home</p> <p><i>in Appendix C</i></p>	<p>You may also want to include a copy of the story along with the take home sheet. (However, each coloring sheet/take home sheet includes a note to parents telling where they can download the story from the Parent Resources section on the website.</p>

The Case of the Tent that Had to Be Just So*Exodus 25-31,35-40; Leviticus 8***Story-telling Tips**

Ahead of time:

1. Read the Bible verses and story. Pray!
2. Choose story action cues and/or prepare storyboard figures, if using. (Included in Visual Aids book)
3. Practice telling story with the storyboard pictures, timing your presentation. Shorten, if necessary.

During your presentation:

1. Maintain as much eye contact as possible as you tell the story.
2. Put up storyboard figures/add story action cues as you tell the story. Allow the children to help you put them on the board, if desired.
3. Include the children in your story with a few questions about what they think will happen or words/concepts that might be new to them.
4. Watch the kids for signs that their attention span has been reached. Shorten, if necessary.

INTRODUCTION/ LISTENING ASSIGNMENTS

"Our story is called: The Case of the Tent that Had to Be Just So. Here is your listening assignment." Read from Detective Dan's Listening Assignment signs, but questions are summarized below:

Detective Dan's Lesson #1 Listening Assignment:**I need to know:**

1. Who was the tent for? Who told them how to make it?
2. Why did it have to be made just exactly like He said?

Detective Dan's Lesson #2 Listening Assignment:**Our Bible Verse is Isaiah 6:1-3:**

"I saw the LORD sitting upon a throne, high and lifted up... Above him stood the seraphim. Each had six wings... And one called to another and said: "Holy, holy, holy is the LORD of hosts; the whole earth is full of his glory!"

I need to know:

1. Where did the holy LORD come to meet with the people?
2. Could anyone go to meet with the LORD? Why or why not?

Detective Dan's Lesson #3 Listening Assignment:

I found six clues, but two of them are **NOT** in the story. They are: A wagon, a cross, the Ark of the Covenant, God's big rules, an altar, and a camel.

Hold each of them up for the children to see as you identify them.

I need to know:

1. Which four belong in the story and which two don't?
2. Who needed to confess their sins to the LORD? What did He do to take away their sins, once and for all?

Read the assignment questions, THEN SAY,

"Ok, Deep Down Detectives! Put on your best listening ears and see if you can hear the answers to Detective Dan's questions. When I finish telling the story, we will see if we can answer all the questions."

Read the Bible Truth story, answer questions, present the gospel and lead in prayer.

Answers to questions; the gospel; and, ACTS prayer are included with the story text.

The Case of the Tent that Had to Be Just So *Exodus 25-31,35-40; Leviticus 8*

Long ago, the people of Israel were in big trouble. The king of Egypt had made them his slaves. He hurt them and made them work very, very hard for him, doing whatever he wanted them to do.

But the LORD their God saw what the king was doing and He stopped him. Do you know what the LORD did to stop the king?

Can you remember what He did?

The LORD sent stinging gnats and biting flies. He sent bouncy frogs and ouchy, itchy boils... and all sorts of other sad things to trouble the king of Egypt and his people until at last they had had enough. "Go away! Go worship your God," the king said at last.

"Yay, praise the LORD! He's saved us! We're free!" the people shouted. They were so happy!

Tromp, tromp, tromp, Moses led the people of Israel across the dry, deserty wilderness to a special mountain called Sinai. There, the LORD told them His wonderful plans.

"I am the LORD. I am a holy God. I am good and powerful. I hate sin and I punish it. I have rescued you from the king of Egypt, with my great power," the LORD told them. "I am choosing YOU to be My special people. And through YOU, I'm going to bless everyone else on earth."

"I am giving you good rules so you can know how I want you to live. If you keep them, I will bless you. The world will look at you and how you live, and they will understand what I am like--good and powerful... HOLY!" the LORD said to them.

"I want you to build Me a worship house, too," the LORD told them. "I want to be near you and have special fellowship with you. But you can't build it any way you please. You have to build it just so—EXACTLY as I tell you to.

A worship house just so....EXACTLY as He told them to make it. That sounds very picky, don't you think so? But the LORD wasn't just being picky. He was LOVING His people. If everything wasn't just so, then there would be BIG trouble. And the LORD told them why. It was something about the way He was.

Can you guess? What about the LORD meant that worship house had to be made exactly right?

"I am holy, but you are not," the LORD told the people. "I hate sin. I punish sin, but I don't want to punish you. I want to LOVE you and be close to you. Only if you make this worship place just right can we have fellowship together," the LORD told them through Moses.

"I'm putting Bezalel and Oholiab in charge of building it. I will help them build it just right. They will build it with gifts from the people," the LORD told them.

Everyone was happy to obey. The people brought their gifts of silver, gold and bronze, fine fabric and beautiful jewels, and everything else that was needed. Piles and piles of them. Then Bezalel and Oholiab set to work, always following the LORD's "just so" instructions.

Story with lines separating paragraphs (text in bold, optional interaction cues in italics)

“Build it like a big tent so it can move place to place with you. You are a traveling people. I want to travel with you,” the LORD told them. So, Bezalel and Oholiab built a big tent just like He said.

“Outside of the tent, put a big, bronze altar to burn worship gifts on. The people will bring their worship gifts here to offer up to Me,” the LORD told them. **“Put a big, bronze container filled with water outside the tent, too. This basin will only be used for washing and getting ready for going inside the worship tent,”** the LORD instructed. So Bezalel and Oholiab built a bronze altar for the worship gifts and a bronze basin with water for washing.

“Make two rooms inside the tent, one big one and one small one. In the big one, put a big, golden lamp lit with twelve, bright, shining flames. Put a big, golden table with twelve, little loaves of bread. Put a golden container filled with wonderful-smelling incense. This big room is called the Holy Place,” the LORD told them. So, Bezalel and Oholiab made the big room and the little room in the tent. They made the lampstand, the table, and the container filled with incense, just as the LORD told them to.

“Not just anyone can go into the Holy Place. Only men called priests can go in there...and ONLY if they keep My special rules for them,” the LORD warned. **“The priests must keep my good rules. They must wash with water from the basin and dress in special clothes of pure white. Each day they will come into the tent to offer the people’s worship gifts and pray for them. I will have fellowship with the people, but only through the priests. It has to be this way because I am holy and you are sinners.”** the LORD said. So Bezalel and Oholiab made the pure, white clothes for the priests.

“The big room of the tent is special, but it is not as special as the little room of the tent. The little room is called the Holy of Holies because it is the holiest place of all. It is the place where I will be with you in a special way,” the LORD explained.

“Make a golden box with beautiful angels on it. Put the big rules I gave you inside of it. This box is called the Ark of the Covenant. Put the Ark in the small room. “Make a big curtain using white, red, blue and purple yarn. Weave angels into it. Hang up the curtain between the big room and the little room, so the little room is shut off from the big room,” the LORD told them. So, Bezalel and Oholiab made the curtain and hung it in place.

“Not even the priests can go in the little room whenever they want,” the LORD said. **“It is too holy even for them. Only the leader of the priests (the high priest) can go into the small room; and only on only one, special day every year, wearing very special clothes. On that one day, he will bring a special worship gift and sprinkle it on the golden box. That gift will keep the golden box holy so I can be near you in the small room for another year,”** the LORD told them. **“Make the high priest’s special clothes.”** So, Bezalel and Oholiab made the high priest’s special clothes.

“Make sure you do all these things so I can live with you in this special way and so you can be My people,” the LORD urged them. **“I am the holy God, but you are sinners. This is the way I’ve made for you to have fellowship with Me.”**

The LORD helped Bezalel and Oholiab make everything just so until the worship house tent was all ready. Now it was time to USE the worship house!

The priests washed themselves and put on their pure, white clothes. They put in place all of the beautiful things that the LORD helped Bezalel and Oholiab make: the golden box; the golden candlestick, the incense stand and table with the twelve loaves of bread, and the special curtain between the two rooms. The candles were lit, and the incense began to send out its wonderful smell. And outside, on the altar, the priests placed the first worship gifts to the LORD.

Story with lines separating paragraphs (text in bold, optional interaction cues in italics)

What would happen next? Had they really done everything just as the LORD said? Would He come down to the tent to have fellowship with them in a special way?

What do you think?

Yes, He would!

The LORD sent fire down to accept the worship gifts on the altar. When the people saw this, they shouted aloud and fell down and worshipped. Then the LORD had a special cloud cover the outside of the tent and filled up the inside with His beautiful, sparkly bright glory. What a wonderful day this was! The LORD's special presence had come to be with them!

From that day, the priests went into the Holy Place each day and served the LORD as He told them to. And once a year, the high priest would take the special worship gift into the Holy of Holies, so the LORD could be there with His people another year.

The Worship Tent was replaced with a Worship House--the Temple--but still nothing changed in how the LORD met with His people. Until at last, there came a very special day when EVERYTHING changed! The curtain between the big and small room was torn in two by God, Himself, because it wasn't needed anymore.

What happened? Did the LORD stop being holy? No, He did not. Did the people stop being sinners? No, sadly, they did not.

But something DID change that day. Jesus did something that satisfied the punishment God's people deserved for their sins. Something that made them look as perfectly good and holy before God, as Jesus, Himself. Wow!

Do you know what He did?

Jesus suffered and died on the cross. He took all of the punishment for the sins of God's people and gave them His perfect record before God. On Day Three, Jesus rose from the grave in victory. He had beaten sin and death for God's people. There was no need for a curtain anymore, or for the priests with their white clothes. There was no need for more worship gifts for our sin anymore. Jesus had made the way. He was the final payment for sins. And now the LORD could be with His people in a far better, much nearer place than a worship tent. Do you know where that nearer place was?

Can you guess?

It was right in their hearts. Yes, His Holy Spirit would now come and live right there inside of them. Amazing!

And it was through Jesus that the LORD kept His promise to the people of Israel to bless us all. The LORD wasn't just forgiving THEIR sins through Jesus. He was offering to forgive our sins, if we turn away from our sins and trust Jesus as our Savior.

And if we do, His Holy Spirit will come and live inside our hearts, giving us close fellowship with God...no special tent or clothes or priest needed, thanks to Jesus!

And that will be just the beginning. Better yet will be when God's people die. They get to live with the LORD in heaven—the special place where God can be known and enjoyed in all His glory. And they will live there with Him, perfectly happy forever. Life with a holy God --so good and so great-- is Perfect Wonderfulness! Ask God to help you become one of His people! He loves to answer this prayer!

Cracking the Case: (story wrap-up for Listening Assignments)

It's time to see how we did with our Listening Assignment.

Detective Dan's Lesson #1 Listening Assignment:

I need to know:

1. Who was the tent for? Who told them how to make it? It was made for the LORD and He told them how to make it.

2. Why did it have to be made just exactly like He said? It had to be made just right because the LORD was holy and the people were sinners.

For You and Me:

The LORD is still holy today. And just like the people of Israel long ago, we are still sinners. We cannot have fellowship with the LORD by ourselves, but we can through Jesus. How? By turning away from our sins and trusting in Him as our Savior. He can be the perfect payment for our sins, too. We, too, can know the fellowship of His Holy Spirit in our hearts! Ask Him to help you. He loves to answer this prayer!

Detective Dan's Lesson #2 Listening Assignment:**Our Bible Verse is Isaiah 6:1-3:**

"I saw the LORD sitting upon a throne, high and lifted up...Above him stood the seraphim. Each had six wings... And one called to another and said: "Holy, holy, holy is the LORD of hosts; the whole earth is full of his glory!"

I need to know:

1. Where did the holy LORD come to meet with the people? In the special worship tent.

2. Could anyone go meet with the LORD? Why or why not? No, only the priests could come into the tent, and only if they followed all of the LORD's rules. This was because the LORD was holy and the people were sinners. Only by keeping the LORD's rules could they come near to Him.

For You and Me:

The LORD gave the people of Israel careful instructions for how to build a worship house so they could meet with Him. He gave them careful rules for how to use it, too. The LORD was so holy and the people were so sinful. Only He could make a way for them to meet with Him. The LORD is still holy today. And just like the people of Israel long ago, we are still sinners. We cannot have fellowship with the LORD by ourselves, but we can through Jesus. How? By turning away from our sins and trusting in Him as our Savior. He can be the perfect payment for our sins, too. We, too, can know the fellowship of His Holy Spirit in our hearts! Ask Him to help you. He loves to answer this prayer!

Detective Dan's Lesson #3 Listening Assignment:

I found six clues, but two of them are **NOT** in the story. *They are: A wagon, a cross, the Ark of the Covenant, God's big rules, an altar, and a camel.*

Hold each of them up for the children to see as you identify them.

I need to know:

1. Which four belong in the story and which two don't? The cross, the Ark, God's big rules, and the altar belong. The wagon and the camel do not.

2. Who needed to confess their sins to the LORD? What did He do to take away their sins, once and for all? All of the people of Israel needed to confess their sins to the LORD. He sent Jesus to be the final payment for the sins of all who would turn away from their sins and trust in Him as their Savior.

For You and Me:

The LORD is still holy today. And just like the people of Israel long ago, we are still sinners. We cannot have fellowship with the LORD by ourselves, but we can through Jesus. How? By confessing our sins to God, by turning away from them, and trusting in Jesus as our Savior. He can be the perfect payment for our sins, too. We, too, can know the fellowship of His Holy Spirit in our hearts! Ask Him to help you. He loves to answer this prayer!

The Gospel (story wrap-up if NOT using Listening Assignments)**Our Bible Truth is:**

Can Anybody Tell Me What the LORD Is Like?

He's Not Like Anyone Else...

He Is Perfectly Holy, Purely Good!

What a lot the people of Israel had to remember to do to keep fellowship with the LORD! How wonderful was the day when Jesus gave up His life as the perfect and final payment for sins, when He suffered and died on the cross! On the third day, Jesus rose from the dead, proving He had beaten sin and death. Now all who turn from their sins and trust in Jesus as their Savior can be saved. God forgives their sins and makes them His people. They can have the fellowship of God's Holy Spirit right in their hearts! And one day, they will go to live with God forever. Jesus can be your Savior, too. Through Him, you can have this special closeness with God, too. Ask Him to help you turn to Him! He loves to answer these prayers!

Close in prayer.

Closing ACTS Prayer

- A** We praise You, LORD. There is no god like you. You are perfectly good and oh so great! You are holy. You hate sin. You love what is good.
- C** LORD, we are not holy like You are. We choose to disobey Your good ways. We need Your forgiveness. We need a Savior!
- T** Thank You for sending Jesus to be our Savior. Thank You for sending Him to make the way for us to know You and be with You, the good and great, one, true God.
- S** Work in our hearts. Help us to turn away from our sins and trust in Jesus as our Savior. Help us to want to live Your good way, so that we show others a little bit of Your goodness when they see how we live.

In Jesus' name we pray, Amen.

Go to Lesson Plan, p.9 for the script to the rest of the lesson.

Deep Down Discussion Sheet

use with all THREE lessons

Use with all response activities for deeper learning



P.1

Questions to aid discussion of the key concepts and for use in games

Be familiar with these questions and answers. Look for opportunities to ask questions and discuss their answers, such as while the children work on their coloring pages, as part of their response games, or during play time. Remember: your goal isn't to ask all these questions or only talk to the children about these things. It is to be deliberate in having good conversations with them, however much or little you have.

<p>BIG QUESTION</p> <p>Meaning</p> <p>Discussion Questions</p>	<p>Can Anybody Tell Me What the LORD Is Like? He's Not Like Anyone Else!</p> <p>There are many gods that people worship, but none is like the LORD. He is the one, true God. He's not like anyone else! He's always been alive--and He will never die. He's completely good and loving. He's all-powerful and all-wise. And that's just the beginning of what the LORD is like. He is so great! There will always be more of Him to know.</p> <p><i>choose a few</i></p> <ol style="list-style-type: none"> 1. Can anybody tell me what the LORD is like? <i>He's not like anyone else!</i> 2. Do people worship many different gods? <i>Yes, they do.</i> 3. Are all gods the same as the LORD? <i>No, there is no other god like the LORD.</i> 4. Who is the one, true God? <i>The LORD.</i> 5. How long has God been alive? <i>He's always been alive.</i> 6. When will God die? <i>Never!</i> 7. How good and loving is God? <i>He is completely good and loving!</i> 8. How powerful is the LORD? <i>He is all powerful.</i> 9. How wise is the LORD? <i>He is all wise!</i> 10. Will we ever know everything there is to know about God? <i>No, there will always be more of Him for us to know.</i>
<p>BIBLE TRUTH</p> <p>Meaning</p> <p>Discussion Questions</p>	<p>He's Not Like Anyone Else...He Is Perfectly Holy, Purely Good!</p> <p>What do you think of when you hear the word, "holy?" Something like a torn, old pair of pants with lots of holes in it? "Holy" may sound like something old you might throw away, but it means the very opposite. It means something so great and good and magnificent that nothing is like it. God is the only one who is truly holy. He is so great! He is so good! He does what is right all the time. He deserves our worship. And because God is holy, there is something He hates--sin! Sin is anything that goes against God and His good ways. It's good that God hates sin. But what about us? We are all sinners who have disobeyed God. We deserve His punishment. Oh no! Is there any hope for us? Yes, there is... because God loves mercy as much as He hates sin. He treats us better than we deserve. That's why He sent Jesus to be our Savior. On the cross Jesus died for the sins of all who would ever turn away from their sins and trust in Him as their Savior. Jesus took the God's punishment for them so they could be forgiven. God makes them His people. He treats them as if they were as holy and good as Jesus. They get to know God in their hearts now and He will help them be holy like Him—living His good way. Then one day when they die, they will go to live with Him forever. We can be God's people, too, when we turn away from our sins and trust in Jesus as our Savior!</p> <p><i>choose a few</i></p> <ol style="list-style-type: none"> 1. Who is holy? Who is good, through and through? <i>The LORD is.</i> 2. Who does what is right all the time? <i>The LORD.</i> 3. What does the LORD hate? <i>Sin.</i> 4. What is sin? <i>Sin is everything that isn't part of the God's good ways. We sin when we disobey the good ways God has told us to love and to live.</i> 5. Are we holy and good like God? <i>No, we are not.</i> 6. What do we deserve because we are not all holy and good like God? <i>His punishment.</i> 7. Who took the punishment for everyone who turns from their sins and trusts in Jesus as their Savior? <i>Jesus did.</i> 8. When people trust in Jesus, how does God treat them? <i>As if they were as holy and good as He is. Their sins are forgiven through Jesus.</i>

Deep Down Discussion Sheet

use with all THREE lessons

P.2

Questions to aid discussion of the key concepts and for use in games

THE GOSPEL	<p>What is God's good news for you and me? <i>The gospel! Can anybody tell me what the LORD is like? He's not like anyone else...He is perfectly holy, purely good! But, uh oh! That's not anything like the way people are! We all have sinful hearts that have chosen to disobey Him and His good ways. We all deserve His punishment. How sad! But God is so rich in mercy! He sent His Son, Jesus to die on the cross to pay for all the sins of God's people. On Day Three, Jesus rose from the dead, proving He had beaten sin and death for them. We can become God's people, too, when we turn away from their sins and trust in Jesus as their Savior. Ask Him to help you turn to Him! He loves to do this.</i></p>
<p>BIBLE TRUTH BIBLE VERSE</p> <p>Meaning</p> <p>Discussion Questions</p>	<p>"I saw the LORD sitting upon a throne, high and lifted up...Above him stood the seraphim. Each had six wings... And one called to another and said: "Holy, holy, holy is the LORD of hosts; the whole earth is full of his glory!" --Isaiah 6:1-3, ESV</p> <p>Learn a Little: "Holy, holy, holy is the LORD."</p> <p>These verses are a picture of God's holiness. The LORD is so high and exalted because of His perfect holiness, and He is to be worshiped. He is so holy that the seraphs (angels) repeat to each other how holy He is. He is so holy that even the whole earth is filled with the glory of His holiness.</p> <ol style="list-style-type: none"> 1. Who surrounds the LORD in heaven? <i>Seraphs--angels with six wings!</i> 2. What are the seraphs saying to each other? <i>"Holy, holy, holy is the LORD Almighty."</i> 3. Who is holy like the LORD? <i>No one is.</i> 4. Why do the seraphs worship the LORD and why should we? <i>Because He alone is so holy.</i> 5. Are we holy? <i>No, we aren't.</i> 6. Who made the way for God to see us as holy? <i>Jesus did, when He suffered and died on the cross.</i> 7. How can we be forgiven our sins and become one of God's people? <i>By turning away from our sins and trusting in Jesus as our Savior.</i>
<p>BIBLE STORY</p> <p>Discussion Questions</p> <p><i>choose a few</i></p>	<p>The Case of the Tent that Had to Be Just So</p> <ol style="list-style-type: none"> 1. How did the people of Israel get away from the mean King of Egypt? <i>The LORD rescued them with His mighty power through Moses.</i> 2. What did the LORD want to make the people of Israel? <i>His special people.</i> 3. Who did the LORD want to bless (do something good and special) through them? <i>Everyone.</i> 4. What did the LORD want the people of Israel to build? <i>A worship house where He could be near them in a special way.</i> 5. Why did they have to make the worship house just like He told them to? <i>He was the holy God. They were sinful people. His right anger against their sins would destroy them if they got too close in the wrong way. He didn't want that to happen. He loved them and wanted them to be His people.</i> 6. What were they to put outside the worship house? <i>A container for washing and a container for giving God their worship gifts by burning them up.</i> 7. What was in the big room of the worship house, the Holy Place? <i>A golden lamp with 12 flames; a golden table with 12 loaves of bread; a container for burning special, good-smelling stuff.</i> 8. Who got to go into the Holy Place? <i>Only the priests after they had washed and done other things just right.</i> 9. What did the priests do in the Holy Place? <i>They offered worship gifts to God and prayed for the people.</i> 10. What was in the Holy of Holies, the little room of the worship house? <i>The golden box (the Ark of the Covenant) with God's Big Rules in it.</i> 11. Who was in the Holy of Holies in a special way? <i>The LORD.</i> 12. Who only got to go into the Holy of Holies? <i>The head priest, only once a year.</i> 13. What did the LORD do after the people built the worship house and made their first worship gifts to the LORD? <i>He sent down fire to burn up the worship gifts and His glory came to be in the worship house in a special way.</i> 14. Why do we not have to worship the LORD through a worship place and priests anymore? Who made the final payment for sins? <i>Jesus gave up His perfect life as the full payment for sins when He suffered and died on the cross. Now all who turn away from their sins and trust in Him as their Savior are forgiven. Jesus has made the way for us to come to God!</i>