

DEEP DOWN DETECTIVES

**Curriculum Resources
for Unit 4, Bible Truth 5:**



**Can Anybody Tell Me
What the LORD Is Like?
He's Not Like Anyone Else...
He Knows Everything
There Is to Know!**

Session Prep (especially good for newbies!)

Pray!



Pray for the Holy Spirit to be at work in your and the children's hearts.

Review



If new to the curriculum, look at the **Getting Started with Deep Down Detectives section of the Core Curriculum book.** (p.5) It will be especially helpful to read through the Deep Down Detectives section of **The Praise Factory Tour: Extended Version Book.** This is a visual way to understand what goes on in the classroom. (A pdf of the book is found in the samples section on the website.)

Look through and Learn the Lesson



Read over **lesson plan.** Practice any **songs or action rhymes** you are using. Choose/make up motions to go with these. Choose less with younger children and more with older preschoolers. **Practice the lesson with the visual aids** and using the Big Question Box/Briefcase.

Read and Rehearse the Bible Story with Pictures



Read the Bible story from the Bible. Read the curriculum version. Practice telling it with the storyboard pictures. (If you have not previously laminated the story pictures, do that now.) Or, rehearse it from the Simple Story Scenes, if you are using those.

Let There Be Music



Download the music and listen to the songs. Choose which of the songs you will use with the children. If using live musicians, make sure they have the sheet music (Appendix A, Core Curriculum book).

Put the Props in Place



1. Prepare your Visual Aids. Put the Big Question, Unit Bible Truths, Bible Truth, Bible Verse, and Listening Assignment signs, as well as the Bible Story script in one side of the Bible folder.
2. Get out your storyboard. If using Simple Story Scenes, put these in your Bible Folder. Or, if using the individual storyboard figures, put all background pictures in place (they have a BG by the number). Put the rest of the storyboard pictures (these have a SB by the number) in order of use in the other side of the Bible folder.
3. Put the DDD Bible Folder as well as the Big Question sign in the Big Question Box/Briefcase and shut it. If your box/briefcase has locks and you want to use the unlocking the box as part of your session, lock it now....but make sure you have the key or know the code first.
4. Prepare the music CD or sheet music or mp3 device for use in your session.

Set Out Free Play Activities



Choose and set up free time activities you will use with the children. Choose a variety of different activities that will be enjoyed by different types of children. Rotate the activities you provide to keep them interesting and fresh to your children. (Suggestions in Appendix D, Core Curriculum books.)

Prepare Any Activities



Choose which (if any) of the Bible Truth games and crafts activities you want to use in the session. Bear in mind your time frame as well as the developmental abilities and attention span of your children as you decide which/how many to prepare. **Look over the Discussion Sheet** and choose a few questions you might use to spark discussion with the children as they do their activities (especially good for ages 3's+). Pray for God to give you opportunities to talk about these things with the children.

Let Them Take It with Them



Make copies of the craft/take home sheets, if you are not already using them as one of your activities. You may also want to make copies of the story (see take-home version of each story included in Appendix C with the other take home resources) to have for parents to use with their children at home. There's a link on each craft/take home sheet to the story, if you don't make hard copies.

Store It



After your session is over, collect the resources and store them for future use. This curriculum can be used over and over for years to come.

Unit 4: The God Like None Other

UNIT OVERVIEW

There are many gods that people worship, but none is like the LORD. He is the one, true God. He's not like anyone else! He's always been alive--and He will never die. He's completely good and loving. He's all-powerful and all-wise. And that's just the beginning of what the LORD is like. He is so great! There will always be more of Him to know.

In this unit we will learn eight, amazing ways that the LORD is not like anyone else!

UNIT BIBLE VERSE: 1 Kings 8:23

"O LORD... there is no God like you in heaven above or on earth below."

BIG QUESTION UNDER INVESTIGATION: Can Anybody Tell Me What the LORD Is Like?

ANSWER: He's Not Like Anyone Else!

OPTIONAL Big Question 4 INTRODUCTION LESSON (Use Hide 'n' Seek Kids Unit 4 Material)

Story: The Case of the Big Showdown *Exodus 1-12*

Bible Verse: 1 Kings 8:23

BIBLE TRUTH 1: He is a Glorious Spirit (3 Lessons Available)

Story: The Case of the Day of Blazing Brightness *1 Kings 6:8; 2 Chronicles 3-4,6-7*

Bible Verse: John 4:24

BIBLE TRUTH 2: He Is the One, True God (3 Lessons Available)

Story: The Case of the Fight with Fire *1 Kings 18*

Bible Verse: 2 Corinthians 13:14

BIBLE TRUTH 3: He is God the Father, Son and Holy Spirit: One God, but Three Persons

(3 Lessons Available)

Story: The Case of the Amazing Plan of the Three-in-One *Matthew 3:11-17; Mark 1:7-11;*

Luke 3:15-18, 21-23; John 1:19-34

Bible Verse: 2 Corinthians 13:14

BIBLE TRUTH 4: He Is Everywhere, All the Time (3 Lessons Available)

Story: The Case of the God Who Would Never Leave *Genesis 27-28*

Bible Verse: Psalm 139:1-3,7-10

➔ BIBLE TRUTH 5: He Knows Everything There Is to Know (3 Lessons Available)

Story: The Case of the Missing Donkeys *1 Samuel 9*

Bible Verse: Daniel 2:20

BIBLE TRUTH 6: He Is Perfectly Holy, Purely Good (3 Lessons Available)

Story: The Case of the Tent that Had to Be Just So *Exodus 25-31,35-40; Leviticus 8*

Bible Verse: Isaiah 6:1-3

BIBLE TRUTH 7: He Can Do Anything He Wants to Do (3 Lessons Available)

Story: The Case of the Man with the Big Name *2 Kings 18-19; 2 Chronicles 32*

Bible Verse: Psalm 135:5-6

BIBLE TRUTH 8: He Is Always Faithful, Through and Through (3 Lessons Available)

Story: The Case of the Never-Forgotten Food *Exodus 16*

Bible Verse: Psalm 145:13,18,19

Deep Down Detectives NIV Songs 4 Track Numbers

This is a listing of all songs mentioned in the unit curriculum. You may or may not choose to use all of the songs. They are listed in easy-reference order--NOT in the order used in the curriculum.

You may choose to simply burn a CD/load them onto an mp3 device in this order. Or, you may want to do what we do: choose the songs we want to use and create a play list of them in that order. Then, we burn a CD/upload the play list onto an mp3 device. A teacher only has to click forward to the next song, instead of hunting for the right track. The track number have been included as part of the title of each song, so teachers will still have a reference to the track number listed in the curriculum (same as those listed below), even if you change the order on your customized play list.

SONGS USED EVERY UNIT OF THE CURRICULUM

- 1 The Classroom Song v.1
- 2 The Classroom Song v.2
- 3 The Classroom Song v.3
- 4 The Classroom Song v.4
- 5 Deep Down Detectives Theme Song
- 6 The Classroom Rules Song
- 7 Let's Pray Song
- 8 The Big Question Box Song
- 9 The Bible Chant Song
- 10 ACTS Prayer Song (Short Version)
- 11 ACTS Prayer Song (Full Version)

Why the Extra Songs?

Deep Down Detectives is a curriculum used by a wide age-span of kids. Sometimes one of the other songs is a better fit for your kids. Or, you may simply want to teach them more songs on the same Bible Truth. Use as many or as few as you want.

UNIT 4: THE GOD LIKE NONE OTHER

- 12 Big Q & A 4 Song
- 13 Big Question 4 Song: Can Anybody Tell Me What the LORD Is Like?
- 14 Inspector Graff's Rap: The ABC's of God
- 15 Big Question 4 Bible Verse Song: There Is No God Like You 1 Kings 8:23, NIV 1984
- 16 *Extra Big Question 4 Bible Verse Song: I Am God Isaiah 46:9,11, NIV 1984*
- 17 Big Question 4 Hymn: Praise Him, Praise Him, All Ye Little Children
- 18 Big Question 4 Praise Song: God Is So Good

Can Anybody Tell Me What the LORD Is Like? He's Not Like Anyone Else...

Bible Truth 1: He Is a Glorious Spirit

- 19 Bible Verse: God Is Spirit John 4:24, NIV 1984

Bible Truth 2: He Is the One, True God

- 20 Bible Verse: Among the Gods Psalm 86:8-10, NIV 1984

Bible Truth 3: He Is God the Father, Son and Holy Spirit: One God, But Three Persons

- 21 Bible Verse: May the Grace 2 Corinthians 13:14, NIV 1984

Bible Truth 4: He Is Everywhere, All the Time

- 22 Bible Verse: Where Can I Go? Psalm 139:7-10, NIV 1984
- 23 Bible Verse: From Heaven the LORD Looks Down Psalm 33:13-14, NIV 1984

Bible Truth 5: He Knows Everything There Is to Know

- 24 Bible Verse: Praise Be the Name of God Daniel 2:20-22, NIV 1984

Bible Truth 6: He Is Perfectly Holy, Purely Good

- 25 Bible Verse: I Saw the Lord Isaiah 6:1-3, NIV 1984

Bible Truth 7: He Can Do Anything He Wants to Do

- 26 Bible Verse: I Know that the LORD Is Great Psalm 135:5-6, NIV 1984

Bible Truth 8: He Is Always Faithful, Through and Through

- 27 Bible Verse: Faithful, He Is Faithful Psalm 145:13,18,19, NIV 1984
- 28 *Extra Bible Verse: I Will Proclaim Deuteronomy 32:4, NIV 1984*

listen to or download songs for free at <https://praisefactory.org>: Deep Down Detectives Music page

Big Question 4, Bible Truth 5 Overview: Key Concepts**P.1****Unit 4: The God Like None Other**

Unit Big Question (and Answer): Can Anybody Tell Me What the LORD Is Like? He's Not Like Anyone Else!

Unit Bible Verse: "O LORD... there is no God like you in heaven above or on earth below." 1 Kings 8:23

Bible Truth 5 Concept: He's Not Like Anyone Else... He Knows Everything There Is to Know!

God knows everything. He knows everything about the world. He knows everything that has happened and everything that will happen. He knows everything about us, too. He knows everything we do and say. He even knows everything we are thinking in our hearts. There is nothing about us that is hidden from God, good or bad.

God even knows every one of our sins. He knows we deserve His punishment and He has provided us with a Savior—Jesus! When we tell God our sins and turn to live for Him and trust in Jesus as our Savior, He will forgive us and make us His dearly loved people. Then we can know and love God in the wonderful special closeness that He made us to enjoy with Him.

Bible Truth 5 Bible Verse: Daniel 2:20

"Praise be to the name of God for ever and ever; wisdom and power are his."

Learn a Little: "Praise be to the name of God for ever and ever."

Meaning

God is the good king and creator of us all. God's people love to praise Him and tell Him how great He is. These verses tell us that the LORD is the God who knows everything there is to know. He is completely wise. There is nothing that can be hidden from Him. He is the one who gives wisdom to make wise people wise.

Bible Truth 5 ACTS Prayer

- A** We praise You, God. You know everything there is to know. There is nothing anyone can hide from You. There is nothing You need to learn. You know it already. There is no one like You!
- C** God, You know everything we think, say and do. You know that we have all chosen to disobey You. Please forgive our sins. We need a Savior!
- T** Thank You for using everything You know for Your good plans. Thank You that we can trust You to take care of us and always do what's best.
- S** Work in our hearts, God. Help us to turn away from our sins and trust in Jesus as our Savior. Help us to trust You even more. Help us to be happy with what Your plans since You know everything and always do what's best. In Jesus' name we pray, Amen.

Bible Truth 5 Story

The Case of the Missing Donkeys *1 Samuel 9*

Songs Used in Bible Truth 5

Big Q & A 4 Song

Big Question 4 Song: Can Anybody Tell Me What the LORD Is Like?

Inspector Graff's Rap: The ABC's of God

Big Question 4 Bible Verse Song: There Is No God Like You 1 Kings 8:23, NIV 1984

Extra Big Question 4 Bible Verse Song: I Am God Isaiah 46:9,11, NIV 1984


Big Question 4 Hymn: Praise Him, Praise Him, All Ye Little Children


Big Question 4 Praise Song: God Is So Good

Bible Truth 5 Bible Verse Song: Praise Be the Name of God Daniel 2:20-22, NIV 1984


listen to or download songs for free at <https://praisefactory.org>: Deep Down Detectives Music page

1. GETTING STARTED

 = follow the stars for a short & simple lesson plan

Intake Activity Ideas	Choose one of these open-ended activities to include children as they join the class:
Free Play Time <i>suggestions in Appendix D</i>	 Offer your own or some of the easy-to-make, free play activities suggested in Appendix D.
OR Sing-along Music Time <i>lyrics and sheet music, Appendix A</i> <i>listen to or download songs for free at https://praisefactory.org:Deep Down Detectives Music page</i>	<p>Music from Deep Down Detectives (DDD) NIV Songs 4:</p> <p>Big Q & A 4 Song <i>DDD NIV Songs 4, track 12</i> Big Question 4 Song <i>DDD NIV Songs 4, track 13</i> Extra Unit Song: <i>Inspector Graff's Rap: The ABC's of God</i> <i>DDD NIV Songs 4, track 14</i> Big Question 4 (Unit) Bible Verse Song: There Is No God Like You 1 Kings 8:23, NIV 1984 <i>DDD NIV Songs 4, track 15</i> Extra Big Question 4 (Unit) Bible Verse Song: I Am God Isaiah 46:9,11, NIV 1984 <i>DDD NIV Songs 4, track 16</i> Big Question 4 Hymn: Praise Him, Praise Him, All Ye Little Children <i>DDD NIV Songs 4, track 17</i> Big Question 4 Praise Song: God Is So Good <i>DDD NIV Songs 4, track 18</i> Bible Truth 5 Bible Verse Song: Praise Be the Name of God Daniel 2:20-22, NIV 1984 <i>DDD NIV Songs 4, track 24</i></p> <p><i>Add more fun to Sing-along Music Time by adding a Music, Movement & Memory Activity. These activities are listed on p.10 of this lesson plan with the Response Activities. Instructions found in Appendix B.</i></p>
OR Bible Verse Memory Game <i>instructions found in Appendix B</i>	<p>Lesson 1 Game: Loud and Soft, Big and Little Lesson 2 Game: Freeze 'n' Say Lesson 3 Game: Detective Mission Madness Practice</p> <p><i>These activities are also included on p.10 of this lesson plan with the Response Activities.</i></p>

2. OPENING CIRCLE TIME (introduce the Bible Truth and tell the related Bible story)

Gathering the Children <i>lyrics and sheet music, Appendix A</i>	<p><i>Sing verse 1 of The Classroom Song to gather the children for Circle Time.</i></p> <p>The Classroom Song, verse 1 <i>DDD NIV Songs 4, track 1</i> Let's gather together to worship God, Let's gather together to worship God, Let's gather together to worship God, Come gather here with me!</p>
Welcome to Deep Down Detectives	 "Welcome to Deep Down Detectives. We're so glad you've joined us! Detectives are people who look for answers to questions. In Deep Down Detectives, we look for answers to big questions about God. We dig deep down in the truths of God's Word to find them."

2. OPENING CIRCLE TIME, continued



= follow the stars for a short & simple lesson plan

<p>Deep Down Detectives Theme Song</p> <p><i>lyrics and sheet music, Appendix A</i></p>	<p>"Let's sing our Deep Down Detectives Theme Song."</p> <p>Deep Down Detectives Theme Song DDD NIV Songs 4, track 5</p> <p>We're Deep Down Detectives, diggin' deep in God's Word, For truths about God and His plans for this world, We're seeking to love Him, with all of our heart, We're Deep Down Detectives! Come on! Let's start!</p>
<p>Classroom Rules Song</p> <p><i>lyrics and sheet music, Appendix A</i></p>	<p>There are two very important things that Deep Down Detectives do together: we worship God and we love one another. Our Classroom Rules Song reminds us how we should act. Let's sing it."</p> <p>Classroom Rules Song DDD NIV Songs 4, track 6</p> <p>Shh, be quiet while someone is talking, Raise your hand, if you have something to say, Don't touch your friend, sitting beside you, Obey your teachers, Be kind as you play. These are our classroom rules, These are our classroom rules, They help us worship God and love one another, These are our classroom rules.</p>
<p>Opening Prayer Time</p> <p><i>lyrics and sheet music, Appendix A</i></p>	<p>"Children, we need God's help to keep these rules. Let's ask Him to help us right now. Let's get ready and pray."</p> <p>Let's Pray DDD NIV Songs 4, track 7</p> <p>1-2-3! Fold your hands, Bow your head, Close your eyes. Let's pray! (<i>repeat</i>)</p> <p>"Let's pray:"</p> <p>Opening Prayer</p> <p>Dear Lord, We're so glad to get to gather together to worship You! Please help us keep the classroom rules. Please help us to love You and learn about You today. In Jesus' name we pray. Amen.</p>

2. OPENING CIRCLE TIME, continued

★ = follow the stars for a short & simple lesson plan

Reveal the Big Question
Introduce the Big Question Box/Briefcase

lyrics and sheet music, Appendix A

“Detectives INVESTIGATE things. That means they ask questions and look for answers. Deep Down Detectives investigate big questions about God. The Big Question we are investigating today is right inside our Big Question Box/Briefcase.

The Big Question Box Song

DDD NIV Songs 4, track 8

We’ve got a big box,
All closed up and locked,
Filled with the truths of God’s Word.

We’ve got a brief case,
There’s no time to waste,
Come on, kids, let’s open it up!

The Big Question under Investigation

VISUAL AID take out



of BQB

Big Question & Answer Sign, front side

**found in the DDD Unit 4 Visual Aids, NIV Book*

Ok, who would like to open for me and pull out the Big Question?”

Choose a child to open the box/briefcase, take out the Big Question and hand it to you, then hold up the Big Question sign for all the children to see, and say:

★ The Big Question we are investigating today is Big Question Number 4:

Can Anybody Tell Me What the LORD Is Like?

and the Answer is:

He’s Not Like Anyone Else!

Big Question Meaning

★ There are many gods that people worship, but none is like the LORD. He is the one, true God. He’s not like anyone else! He’s always been alive--and He will never die. He’s completely good and loving. He’s all-powerful and all-wise. And that’s just the beginning of what the LORD is like. He is so great! There will always be more of Him to know.

Big Question Songs

“Let’s sing our Big Question Song:

Big Q & A 4 Song

★ **Big Q & A 4 Song**

DDD NIV Songs 4, track 12

lyrics and sheet music, Appendix A

(adapted version of “Have You Ever Seen a Lassie”)

Can anybody tell me,
Tell me, tell me,
Can anybody tell me,
What the LORD is like?
He’s not like anyone else,
Anyone else, anyone else,
He’s not like anyone else,
That’s what the LORD is like.

2. OPENING CIRCLE TIME, continued



= follow the stars for a short & simple lesson plan

Learning about the Big Question (use one or both)



Repeat the Big Question and Answer again:

"Can Anybody Tell Me What the LORD Is Like? He's Not Like Anyone Else!"

Say: "Hmmm, I wonder what that means... Let's do our action rhyme/sing our song that explains it."

Then do the action rhyme or sing the song using any of the optional motions suggested, if desired.

Big Question Action Rhyme

Big Question 4 Action Rhyme

(POSSIBLE ACTIONS)

The LORD is not like anyone else.
He's not like you or me.
He is a glorious spirit
I cannot touch or see.
He's very, very, VERY strong.
He knows everything,
He never does any wrong!
And He is with us all the time.
No matter where we may be.

Shake your head side to side in a "no"
point out to someone else, then to self

close eyes
flex arm muscle
Touch head
Shake your head side to side in a "no"
Stretch your hands out wide

Big Question (Action Rhyme) Song



lyrics and sheet music, Appendix A

You might also enjoy:

Inspector Graff's Rap:
The ABC's of God
DDD NIV Songs 4,
track 14

lyrics and sheet music,
Appendix A

Big Question 4 (Action Rhyme) Song

DDD NIV Songs 4, track 13

(POSSIBLE ACTIONS)

Refrain:

Tell me, can anybody tell me,
Tell me, what the LORD is like?
Tell me, can anybody tell me,
Tell me, what the LORD is like?
He's not like anyone else,
He's not like anyone else,
He's not like anyone else,
He's not like anyone else,

Point out to others in a arc movement

Point up to God

Shake head "no"

Verse 1

He's Omniscient! (He knows all things)
Omnipresent! (He's everywhere you can be)
Omni-benevolent! (He's always good!)
and Omnipotent! (He can do all things!) Refrain

Touch head
Point out to others in a arc movement

hold up flexed arm

Verse 2

He's Immutable! (He never changes!)
He's Infallible! (He makes no mistakes!)
He's Infinite! (There's always more of Him to know!)
And purely Righteous!
(He has no sin! Not even a teeny, tiny speck!) Refrain

fold arms over chest and shake head "no"

extend out arms to each side

hand gesture for tiny, by place index and thumb of same hand a little space apart

2. OPENING CIRCLE TIME, continued

★ = follow the stars for a short & simple lesson plan

Learning the Bible Truth

VISUAL take out

AID



of BQB

VISUAL AID

All the Bible Truths Sign

★ "He's not like anyone else" is a good beginning, but there's so more to learn. So it's time for us to dig down even deeper for more answers to our Big Question about God. We're going to be learning **EIGHT** Bible truths that all tell us more about what the God is like.

Who would like to hand me the picture with our eight Bible truths on it? It's in the Big Question Box/Briefcase." *Choose a child to get it and hand it to you, then hold it up and show them the pictures of the eight truths they will be learning.*

Bible Truth Clue

VISUAL take out

AID



of BQB

Bible Truth Clue Sign,

front side

VISUAL AID

After everyone has had a good look, say...

"Ok, we've learned four truths about what the LORD is like. They are: "He is a Glorious Spirit," "He Is the One, True God," "He Is Father, Son and Holy Spirit: Three Persons, but just one God," and, "He Is Everywhere, All the Time" (point to pictures as you identify each Bible Truth). Now let's look at our Bible Truth Clue sign and see if we can figure out which of these eight truths we will be learning about today. Who would like to get it out of the Big Question Briefcase for me?"

Choose a child to open the briefcase, take out the Bible Truth Clue sign and hand it to you. Hold up the front side for the children to see. Cover up the answer, written along the bottom, and say:

"Can Anybody Tell Me What the LORD Is Like?

He's Not Like Anyone Else!

He Knows ???? There Is to Know!"

Hint

We're missing one word. Here's the hint to what the missing word is. It says: "It's a word that means the opposite of "nothing." It starts with the letter "E."

Can you guess? It's "Everything."

So the Bible Truth we are learning today is:

(uncover answer from bottom of sign, show it to them and say:)

★ **"Can Anybody Tell Me What the LORD Is Like?**

He's Not Like Anyone Else!

He Knows EVERYTHING There Is to Know!"

Bible Truth Meaning

★ And here is what this Bible Truth means: *(read the meaning off of the back of the sign, say:)*

God knows everything. He knows everything about the world. He knows everything that has happened and everything that will happen. He knows everything about us, too. He knows everything we do and say. He even knows everything we are thinking in our hearts. There is nothing about us that is hidden from God, good or bad.

God even knows every one of our sins. He knows we deserve His punishment and He has provided us with a Savior—Jesus! When we tell God our sins and turn to live for Him and trust in Jesus as our Savior, He will forgive us and make us His dearly loved people. Then we can know and love God in the wonderful special closeness that He made us to enjoy with Him.

2. OPENING CIRCLE TIME, continued

★ = follow the stars for a short & simple lesson plan

Learning the Bible Verse

"And how do I know this is true? God tells me so in His special book, the Bible."

The Bible Chant Song

Say or sing the Bible Chant Song.

lyrics and sheet music, Appendix A

The Bible Chant Song

DDD NIV Songs 4, track 9


The Bible, the Bible,
Let's get out the Bible.
Let's hear what God has to say.
The Bible, the Bible,
God's given us the Bible.
It's His Word for us to learn and obey! Yay!

Bible Verse

DDD 4.5 Bible Verse-front side (in the DDD Bible folder)

"Who would like to get our Bible folder out of the Big Question Briefcase for me?"

VISUAL AID Place verse in take out



of BQB

DDD Bible Folder

Choose a child to open the briefcase, take out the "Bible" folder and hand it to you. Remove the Bible Verse Picture from the "Bible" folder and hold it up for all the children to see, then say:

Daniel 2:20 tells us:

★ **Daniel 2:20**

*found in the DDD Unit 4 Visual Aids, NIV Book

"Praise be to the name of God for ever and ever; wisdom and power are his."

Learn a Little: "Praise be to the name of God for ever and ever."

Bible Verse Meaning

★ **What does that mean?**

God is the good king and creator of us all. God's people love to praise Him and tell Him how great He is. These verses tell us that the LORD is the God who knows everything there is to know. He is completely wise. There is nothing that can be hidden from Him. He is the one who gives wisdom to make wise people wise.

2. OPENING CIRCLE TIME, continued



= follow the stars for a short & simple lesson plan

**Bible Verse
Song**

*lyrics and sheet music,
Appendix A*

We've said our Bible verse, now let's sing it!

Praise Be the Name of God: Daniel 2:20-22

DDD NIV Songs 4, track 24


Praise be to the name of God forever and ever,
Wisdom and power are His forever and ever.
He gives wisdom to the wise,
and knowledge to the discerning.
He reveals deep and hidden things;
He knows what lies in darkness, and light dwells with Him.
Praise be to the name of God forever and ever,
Wisdom and power are His forever and ever.
Daniel Chapter Two, verses twenty through twenty-two.

2. OPENING CIRCLE TIME, continued

★ = follow the stars for a short & simple lesson plan

<p>Getting into the Case</p>	<p>"Now it's time to do a bit more deep down investigating. Let's see what Detective Dan wants us to help him figure out. Would someone like to get it out for me?"</p>
<p>Listening Assignments</p> <p>Place in  take out  of BQB</p>	<p>NOTE: Listening assignments are most suitable for ages 3+. Skip straight to the Bible story (see bottom of this page), if working with 2 year olds.</p> <p>"Let's open up our listening assignment and see what we are supposed to figure out today.</p> <p>Choose a child to take out the Listening Assignment (from the DDD Bible Folder) and hand it to you. Read Detective Dan's letter to the children that includes the listening assignment. The listening assignments are summarized below:</p>
<p>VISUAL AID</p> <p></p> <p>DDD Unit 4 Visual Aids, NIV</p>	<p><u>Detective Dan's Lesson #1 Listening Assignment:</u></p> <p>I need to find out:</p> <ol style="list-style-type: none"> 1. Who lost their donkeys? 2. What good, big plan did the LORD use the lost donkeys to bring about?
<p>VISUAL AID</p> <p></p> <p>DDD Unit 4 Visual Aids, NIV</p>	<p><u>Detective Dan's Lesson #2 Listening Assignment:</u></p> <p>Our Bible Verse is Daniel 2:20:</p> <p>"Praise be to the name of God for ever and ever; wisdom and power are his."</p> <p>I need to find out:</p> <ol style="list-style-type: none"> 1. What stranger did the LORD tell Samuel to prepare for? 2. Why did Samuel trust the LORD to know when this stranger would come to his town?
<p>VISUAL AID</p> <p></p> <p>*Listening Assignment #3 includes the Assignment Sheet, plus 6 clue pictures*</p> <p>DDD Unit 4 Visual Aids, NIV</p>	<p><u>Detective Dan's Lesson #3 Listening Assignment:</u></p> <p>I found six clues, but only 4 of them are in the story. They are: an ice cream cone, a jar of oil, a man named Kish, a piano, a crown, and good food.</p> <p>Hold each of them up for the children to see as you identify them.</p> <p>I need to figure out:</p> <ol style="list-style-type: none"> 1. Which four belong in the story and which two don't? 2. Who praised God for being so wise and able to know everything?
<p>Tell the Bible Story</p> <p>Place story & pics in  take out  of BQB</p> <p>DDD Unit 4 Visual Aids, NIV</p> <p>Story text included in this book right after this lesson plan and in Visual Aids book</p>	<p>★ Then say, "Ok, Deep Down Detectives! Put on your best listening ears and see if you can hear the answers to Detective Dan's questions. When I finish telling the story, we will see if we can answer all the questions."</p> <p>★ Bible Story: The Case of the Missing Donkeys 1 Samuel 9</p> <p>Read the Bible Truth story, putting up the storyboard pictures as you tell it. Then, have the children answer the listening assignment. Present the gospel and lead in prayer. Or, use the Simple Story Scenes resource to do all of this.</p> <p>*Answers to questions; the gospel; and, ACTS prayer are included with the story text.*</p>


2. OPENING CIRCLE TIME, continued

 = follow the stars for a short & simple lesson plan

<p>Story Response Song(s)</p> <p>Hymn</p> <p><i>lyrics and sheet music, Appendix A</i></p>	<p><i>As attention span and time allow, you might want to end with one of the following songs which also tie in with the unit. If desired, use the Music and Movement activity ideas while singing (listed with the Response Activities).</i></p> <p>Praise Him, Praise Him, All Ye Little Children <i>DDD NIV Songs 4, track 17</i></p> <p>Praise Him, praise Him, All ye little children, God is love (powerful, holy), God is love (powerful, holy), Praise Him, praise Him, All ye little children, God is love (powerful, holy), Praise Him, praise Him, All ye little children, God is love (powerful, holy).</p> <p>Tie-in: "Children God is so good, so powerful and so holy! Let's praise Him!"</p>
--	---

<p>Praise Song</p> <p><i>lyrics and sheet music, Appendix A</i></p>	<p>Praise Song: God Is So Good <i>DDD NIV Songs 4, track 18</i></p> <p>God is so good (powerful, holy), God is so good (powerful, holy), God is so good (powerful, holy), He's so good (powerful, holy) to me.</p> <p>Tie-in: "Children God is so good, so powerful and so holy! Let's praise Him!"</p>
--	--

3. TAKING ACTION: Response Activities *(choose from among these activities)*

<p>Transition to Activities</p>	<p> Well, Deep Down Detectives, you've done a great job diggin' deep down for answers in the truths of God's Word. Now it's time to enjoy some activities."</p> <p><i>Tell children what activity/s you are providing for them: either free play or some of the response activities listed below. When you are ready to dismiss them, use this song to help the children transition in an orderly fashion to their next activity.</i></p>
--	--

<p>Classroom Song, verse 2</p> <p><i>lyrics and sheet music, Appendix A</i></p>	<p>"Children, let's sing our Time to Play Song. When we are finished you may get up and walk over to our next activity."</p> <p>Classroom Song, verse 2 <i>DDD NIV Songs 4, track 2</i></p> <p>We've gathered together to worship God, We've gathered together to worship God, And now it's time to play.</p> <p><i>Dismiss the children to whatever activities you have prepared for them to do.</i></p>
--	---

Lesson Plan: Big Question 4, Bible Truth 5

use with all THREE lessons

3. TAKING ACTION: Response Activities (choose from among these activities) ★ = short & simple lesson plan

<p>Response Activities</p>	<p>Choose one or more activities appropriate for your children, based on classroom time and developmental needs. Add the Discussion Sheet to any activity for deeper learning. ★</p>
<p>Bible Verse Memory Game</p> <p><i>game directions, Appendix B</i></p>	<p>Though listed with the opening activities, you may choose to use this Bible verse game here instead (or as a repeat).</p> <ul style="list-style-type: none"> • Lesson 1 Game: Loud and Soft, Big and Little • Lesson 2 Game: Freeze 'n' Say • Lesson 3 Game: Detective Mission Madness Practice <p>Use the Discussion Sheet with this activity for even deeper learning ★</p> <p>Discussion Questions</p>
<p>Music, Movement & Memory Activity</p> <p><i>game directions, Appendix B</i></p>	<p>A music activity that uses the songs from the Bible Truth and Big Question unit.</p> <ul style="list-style-type: none"> • DDD Songs for this Bible Truth, plus: • Lesson 1 Activity: Clap, Tap and Say • Lesson 2 Activity: Block Clappers • Lesson 3 Activity: Lullabies, Bells and Lions <p>Use the Discussion Sheet with this activity for even deeper learning ★</p> <p>Discussion Questions</p>
<p>Bible Story Review Game</p> <p><i>game directions, Appendix B</i></p>	<p>A game that uses the storyboard pictures from the story to review the story.</p> <ul style="list-style-type: none"> • Lesson 1 Game: Going Fishing • Lesson 2 Game: Pony Express • Lesson 3 Game: Who's Inside? <p>Use the Discussion Sheet with this activity for even deeper learning ★</p> <p>Discussion Questions</p>
<p>Coloring Pages/ Take Home Sheets</p> <p><i>in Appendix C</i></p> <p>★</p>	<p>A coloring page related to the lesson assignment question is provided for each lesson. On the back of each are the key concepts, a few questions and a song for parents to use with their children.</p> <p>NOTE: Upgrade your coloring sheet to a more interesting craft by offering simple embellishments, such as jiggly eyes, craft sand, glitter, glitter glue, colored paper dots (made with a hole punch), fabric scraps, etc. Make cut-to-size glued-on clothes, hair, etc for characters by using a copy of the coloring sheet, cutting out the selected portions and making them the patterns for whatever you want to cut out of fabric, paper, foil, etc.</p> <ul style="list-style-type: none"> • Lesson 1 Coloring Sheet Emphasis: Bible Truth • Lesson 2 Coloring Sheet Emphasis: Bible Verse • Lesson 3 Coloring Sheet Emphasis: ACTS Prayer <p>Use the Discussion Sheet with this activity for even deeper learning ★</p> <p>Discussion Questions</p>
<p>Extra Crafts: Big Question Craft</p> <p><i>in Appendix C</i></p> <p>Bible Verse Craft</p> <p><i>in Appendix C</i></p> <p>Bible Story Puzzle</p> <p><i>in Appendix C</i></p>	<p>These crafts are slightly more complex than the coloring/take home sheets:</p> <p>The Bible Concept Go-and-Tell Craft is a craft that summarizes the Bible concept and includes the Bible verse is included for those desiring more than a coloring sheet. This more complex craft will involve gluing, sticking, etc. Can be used at any time.</p> <p>The Bible Story Coloring Sheet provides a tie in between the Bible story and the Bible truth they are learning.</p> <p>The Storyboard Picture Placement Page has been made into a puzzle that can be cut out and re-assembled by the children. This provides a nice summary of the story.</p> <p>Use the Discussion Sheet with these activities for even deeper learning ★</p> <p>Discussion Questions</p>
<p>Free Play Activities ★</p> <p><i>ideas in Appendix D</i></p>	<p>Offer your own or some of the easy-to-make, free play activities suggested in Appendix D.</p>

4. CLOSING CIRCLE TIME *(End-of-session activities for the last 5-10 minutes of class time)*

 = short & simple lesson plan

<p>Transition to Closing Circle</p> <p>Classroom Song, verse 3</p> <p><i>lyrics and sheet music, Appendix A</i></p>	<p><i>Use this song to help the children transition in an orderly fashion. Start singing this song and ask the children to gather with you for Closing Circle Time.</i></p> <p>Classroom Song, verse 3 <i>DDD NIV Songs 4, track 3</i></p> <p>It's time to get ready to go and tell, It's time to get ready to go and tell, Come gather here with me.</p>
<p>Closing Circle Time</p> <p>Classroom Song, verse 4</p> <p><i>lyrics and sheet music, Appendix A</i></p>	<p><i>When children are settled in the circle, say:</i></p> <p>"It's almost time for your parents to come pick you up. And do you know what that means? It means.... (draw this out to build anticipation and excitement)...that it's almost time to go home and....it's almost time to...Go and Tell! We have learned some big news about God today. God wants us to take and tell it to the whole world!"</p> <p>Classroom Song, verse 4 <i>DDD NIV Songs 4, track 4</i></p> <p>So what's our big news to go and tell, So what's our big news to go and tell, Can you tell me now?</p>
<p>Big News to Tell</p> <p>Big Question 4</p> <p><i>VISUAL AID</i></p> <div style="border: 1px solid black; background-color: #90EE90; padding: 2px; display: inline-block;">#1</div> <p><i>*found in the DDD Unit 4 Visual Aids, NIV Book lyrics and sheet music, Appendix A</i></p> <p>Big Question 4, Bible Truth 5</p> <p><i>VISUAL AID</i></p> <div style="border: 1px solid black; background-color: #90EE90; padding: 2px; display: inline-block;">#3</div>	<p>"Let's see....there's so much big news to tell! There's so much we've learned!</p> <p>First of all, can you tell me the answer to our Big Question: "Can Anybody Tell Me What the LORD Is Like?" <i>Hold up the Bible Truth Clue Picture.</i></p> <p>Say the answer with me: "He's Not Like Anyone Else!"</p> <p><i>(If desired, you can sing one/both of the Big Question songs.)</i> <i>DDD NIV Songs 4, tracks 12,13</i></p> <p>And what's one way He does this? What did we learn? <i>Point to the picture.</i></p> <p>He Knows Everything There Is to Know!</p> <p>"And how do I know this is true? Can you tell me? Say it with me: "The Bible tells me so!" That's right!</p>
<p>Big Question 4 Bible Truth 5 Bible Verse</p> <p><i>VISUAL AID</i></p> <div style="border: 1px solid black; background-color: #90EE90; padding: 2px; display: inline-block;">#4</div> <p><i>*found in the DDD Unit 4 Visual Aids, NIV Book lyrics and sheet music, Appendix A</i></p>	<p>We learned: Daniel 2:20: "Praise be to the name of God for ever and ever; wisdom and power are his."</p> <p>Learn a Little: "Praise be to the name of God for ever and ever."</p> <p>What does that mean? God is the good king and creator of us all. God's people love to praise Him and tell Him how great He is. These verses tell us that the LORD is the God who knows everything there is to know. He is completely wise. There is nothing that can be hidden from Him. He is the one who gives wisdom to make wise people wise.</p> <p><i>(If desired, you can sing the Bible verse song.)</i> <i>DDD NIV Songs 4, track 24</i></p>

4. CLOSING CIRCLE TIME, continued



= follow the stars for a short & simple lesson plan

<p>Closing ACTS Prayer Time</p> <p>ACTS Prayer Chant</p> <p><i>lyrics and sheet music, Appendix A</i></p>	<p><i>Let's ask God to help us to remember this and even tell others this good news. Let's get ready and pray our ACTS prayer.</i></p> <p><i>And what does ACTS mean? Let's sing/say our ACTS Prayer Chant!</i></p> <p>ACTS Prayer Chant Song <i>DDD NIV Songs 4, tracks 10,11</i></p> <p>A, Adoration, God, we praise You! C, Confession, Forgive us our sins. T, Thanksgiving, Thank You for Jesus, S, Supplication, Help us to live like Him.</p> <p style="text-align: right;">That's the ACTS prayer, my friend, Bow your head, Close your eyes, Shhh, Let's begin.</p>
<p>Closing ACTS Prayer</p>	<p>"Let's pray!"</p> <p><i>Lead the children in the ACTS prayer for this Bible Truth.</i></p> <p>A We praise You, God. You know everything there is to know. There is nothing anyone can hide from You. There is nothing You need to learn. You know it already. There is no one like You!</p> <p>C God, You know everything we think, say and do. You know that we have all chosen to disobey You. Please forgive our sins. We need a Savior!</p> <p>T Thank You for using everything You know for Your good plans. Thank You that we can trust You to take care of us and always do what's best.</p> <p>S Work in our hearts, God. Help us to turn away from our sins and trust in Jesus as our Savior. Help us to trust You even more. Help us to be happy with what Your plans since You know everything and always do what's best.</p> <p>In Jesus' name we pray, Amen.</p>
<p>5. TAKING IT HOME <i>(Take Home Sheet)</i></p>	
<p>Clean up and Dismissal </p>	<p>"Now it's time to work together and clean up." <i>Have the children join you in cleaning up the room.</i></p>
<p>Coloring Pages/ Take Home Sheets </p> <p><i>in Appendix C</i></p>	<p><i>Give out the craft/take home sheet and any other papers from the session, as you dismiss children from class.</i></p> <p><i>(Reminder: The back side of the coloring page is the take home sheet for each lesson.)</i></p>
<p>Bible Story to Take-Home</p> <p><i>in Appendix C</i></p>	<p>You may also want to include a copy of the story along with the take home sheet. (However, each coloring sheet/take home sheet includes a note to parents telling where they can download the story from the Parent Resources section on the website.)</p>

The Case of the Missing Donkeys*1 Samuel 9***Story-telling Tips**

Ahead of time:

1. Read the Bible verses and story. Pray!
2. Choose story action cues and/or prepare storyboard figures, if using. (Included in Visual Aids book)
3. Practice telling story with the storyboard pictures, timing your presentation. Shorten, if necessary.

During your presentation:

1. Maintain as much eye contact as possible as you tell the story.
2. Put up storyboard figures/add story action cues as you tell the story. Allow the children to help you put them on the board, if desired.
3. Include the children in your story with a few questions about what they think will happen or words/concepts that might be new to them.
4. Watch the kids for signs that their attention span has been reached. Shorten, if necessary.

INTRODUCTION/ LISTENING ASSIGNMENTS

"Our story is called: The Case of the Missing Donkeys. Here is your listening assignment." Read from Detective Dan's Listening Assignment signs, but questions are summarized below:

Detective Dan's Lesson #1 Listening Assignment:**I need to find out:**

1. Who lost their donkeys?
2. What good, big plan did the LORD use the lost donkeys to bring about?

Detective Dan's Lesson #2 Listening Assignment:**Our Bible Verse is Daniel 2:20:**

"Praise be to the name of God for ever and ever; wisdom and power are his."

I need to find out:

1. What stranger did the LORD tell Samuel to prepare for?
2. Why did Samuel trust the LORD to know when this stranger would come to his town?

Detective Dan's Lesson #3 Listening Assignment:**I found six clues, but only 4 of them are in the story.****They are: an ice cream cone, a jar of oil, a man named Kish, a piano, a crown, and good food.****Hold each of them up for the children to see as you identify them.****I need to figure out:**

1. Which four belong in the story and which two don't?
2. Who praised God for being so wise and able to know everything?

Read the assignment questions, THEN SAY,

"Ok, Deep Down Detectives! Put on your best listening ears and see if you can hear the answers to Detective Dan's questions. When I finish telling the story, we will see if we can answer all the questions."

Read the Bible Truth story, answer questions, present the gospel and lead in prayer.

Answers to questions; the gospel; and, ACTS prayer are included with the story text.

The Case of the Missing Donkeys *1 Samuel 9**Story with lines separating paragraphs (text in bold, optional interaction cues in italics)*

Kish had a big problem. Some of his animals were missing. Animals that were worth a lot! It wasn't his chickens. It wasn't his sheep or goats. It was another kind of animal--the kind that he used to pull his wagon and ride on, like we would use a truck or car. Can you guess what kind of animals were missing?

Can you guess?

It was his donkeys! Kish looked everywhere for them. He looked all over his farm....but no donkeys. He looked in the stable... but no donkeys. He looked in the fields...no donkeys. He looked faraway to the hills... but still no donkeys!

Kish's donkeys were lost, there was no doubt about that. And Kish just had to find them! So Kish made a plan. He would send his son, Saul to go look for them.

"Saul, take one of the servants and go look for the donkeys," Kish told Saul.

Saul obeyed and soon he and the servant were on their way in search of the lost donkeys. Where could they be?

For three, long days Saul and the servant walked and looked. They climbed up hills and searched there... but there were no donkeys. They walked down into valleys of green grass and searched there...but there were no donkeys. They looked by sparkling streams of cool water, too--all the kinds of places donkeys like to go. But still there were no donkeys!

Where WERE those donkeys? Kish didn't know. Saul and the servant didn't know. Did anyone know? Yes, someone did know.

Who DID know? Can you guess?

That someone was the LORD. He is the God who knows everything there is to know. And He knew exactly where those donkeys had gone off to.

And not only did the LORD know exactly where the donkeys were, He even planned something very good to happen to Saul as he looked for them. The LORD had planned to use this little journey looking for donkeys to put Saul in just the right place, with just the right person to make Saul the first king of Israel. And the LORD was going to do all of this without Saul knowing even one little bit of His good, big plan!

Saul didn't know about God's plans, but a man named Samuel did. Samuel was a prophet--a special messenger for the LORD. The LORD had told Samuel about Saul and His plans to make him king.

"Samuel, tomorrow the man I've chosen to be king over Israel is coming to your town. He will lead the people in fighting off their enemies, the Philistines. I want you to pour the special anointing oil on his head and make him king over Israel," the LORD told him.

This was big news! The LORD had chosen a man to lead the people against their enemies. And, this man was coming to Samuel's town to be anointed king...the very next day! Samuel decided to have a worship feast when Saul came to town. Up in the hills, they would offer worship gifts to the LORD, and would honor Saul with a fine dinner. There was so much to do in so little time! There were guests to invite. There were worship gifts to buy. There was the table to set for the feast, and all of the good food to prepare.

Story with lines separating paragraphs (text in bold, optional interaction cues in italics)

There was so much to do in so little time! There were guests to invite. There were worship gifts to buy. There was the table to be set for the feast, and good food to prepare and cook.

By the end of the day, everything was ready. The worship gifts were offered and the guests gathered in the dining hall up at the worship place. Everyone was ready to eat the delicious food. It looked like it was time for the feast to begin, but it couldn't. Something--really, someONE was missing.

Can you guess who?

It was Saul. the special guest, himself! After all, no one had told HIM about the worship feast. No one had told HIM he was going to be anointed king of Israel! He was just out looking for lost donkeys. The whole thing seemed rather silly to think that Saul would show up at the party that night, don't you think?

I guess it WOULD be silly, but for one thing: this was the LORD's plan and He is the God who knows everything there is to know. If He said that Saul would be there, then Saul would be there. Samuel was sure of that!

Samuel left the guests and went back down to the town and who should be looking for him at the city gates, but Saul and his servant! "This is the man I told you about," the LORD told Samuel. "The man I've chosen to be king."

Saul went up to Samuel and said, "My servant says you are a great man of God and God tells you things. Can you tell me where my father's donkeys are?"

"Don't worry about your father's donkeys," Samuel told Saul. "They've been found. They are back at home. Come up here with me to the worship feast. Sit here at the most important place. Eat the best food. We've been waiting for you to come," Samuel said.

Saul didn't understand why Samuel and the people were waiting for him, but he didn't complain. He went with Saul up to the worship place and took the place of honor next to Samuel. He enjoyed the good food and the worship feast. And what a feast it was! Why, Samuel had even saved the very best piece of meat for HIM! Yum!

After dinner, Samuel took Saul and his servant to his house for the night. He made them a bed on the roof, and there they slept out under the stars.

At sunrise, Samuel woke Saul and his servant. "Get up so I may send you on your way," Samuel told them. Samuel walked with them out of town. "Send your servant on ahead, Saul. I have something important from God to tell you alone," Samuel said. Saul and his servant obeyed.

When the servant had passed ahead of them, Samuel took out his jar of special oil and poured it on Saul's head. He kissed Saul, then said, "I have poured this oil on your head as a sign that you are to be king of Israel. The LORD has chosen you of all men. You will rule over them and you will rescue them from the enemies who live in the lands around them. In a few days, we will tell all the people. But for now keep this a secret."

What a lot Saul had to think about as he went home with his servant! The LORD had planned to use those lost donkeys to make him king over Israel! And, the LORD had told Samuel what he would do and where he would go, even before he did it!

How could the LORD do this? Because He is the God who knows everything there is to know! He is like no one else. How amazing is the LORD!

Cracking the Case: (story wrap-up for Listening Assignments)

It's time to see how we did with our Listening Assignment.

Detective Dan's Lesson 1 Listening Assignment:

1. Who lost their donkeys? Kish did.

2. What good, big plan did the LORD use the lost donkeys to bring about? His plan to make Saul king over the people.

For You and Me:

The LORD still knows everything there is to know and He still weaves His good plans into everything that happens to us and to this world. We can always trust the promises that He gives us in His Word, the Bible. We can always trust Him to carry out His good plans.

Detective Dan's Lesson 2 Listening Assignment:**Our Bible Verse is Daniel 2:20:**

"Praise be to the name of God for ever and ever; wisdom and power are his."

1. What stranger did the LORD tell Samuel to prepare for? Saul.

2. Why did Samuel trust the LORD to know when this stranger would come to his town? Samuel knew that the LORD was the God who knows everything there is to know. All wisdom (and power) are His. Samuel knew that if the LORD planned for Saul to come, then Saul would most definitely come. And so he did!

For You and Me:

The LORD still knows everything there is to know and He still weaves His good plans into everything that happens to us and to this world. We can always trust the promises that He gives us in His Word, the Bible. We can always trust Him to carry out His good plans, even when we don't understand how and when He will carry them out.

Detective Dan's Lesson 3 Listening Assignment:

Our six clues were: an ice cream cone, a jar of oil, a man named Kish, a piano, a crown, and good food.

1. Which four belong in our story? The jar of oil, the man named Kish, the crown and the good food .

2. Who praised God for being so wise and able to know everything? Samuel and Saul did.

For You and Me:

The LORD still knows everything there is to know and He still weaves His good plans into everything that happens to us and to this world. We can always trust the promises that He gives us in His Word, the Bible. We can always trust Him to carry out His good plans, even

when we don't understand how and when He will carry them out. How much more than us He knows! How wise He is!

The Gospel (story wrap-up if NOT using Listening Assignments)**Our Bible Truth is:**

Can Anybody Tell Me What the LORD Is Like?

He's Not Like Anyone Else...

He Knows Everything There Is to Know!

Sometimes it is scary to know that God knows everything about us. We can hide some of the bad things we think or say or do from others, but we can't hide anything from God. We know that He hates sin and He will punish sin. We know that we all choose to do things our own way, not God's good way.

Isn't God so kind to us, though? He knows every bad thing about us, yet He promises to forgive every single one of them, when we repent of our sins and trust in Jesus as our Savior. And if we do, He will not ONLY forgive our sins, but He will give us a new heart to know and love Him. We will get to have special closeness in our hearts with Him for the rest of our lives. Then, one day when we die, we will go to live with Him and enjoy Him forever-- as happy as anyone can ever be! How amazing is the LORD! How good and loving He is to us! There is no one like Him! *Close in prayer.*

Closing ACTS Prayer

- A** We praise You, God. You know everything there is to know. There is nothing anyone can hide from You. There is nothing You need to learn. You know it already. There is no one like You!
- C** God, You know everything we think, say and do. You know that we have all chosen to disobey You. Please forgive our sins. We need a Savior!
- T** Thank You for using everything You know for Your good plans. Thank You that we can trust You to take care of us and always do what's best.
- S** Work in our hearts, God. Help us to turn away from our sins and trust in Jesus as our Savior. Help us to trust You even more. Help us to be happy with what Your plans since You know everything and always do what's best. In Jesus' name we pray, Amen.

Go to Lesson Plan, p.9 for the script to the rest of the lesson.

Deep Down Discussion Sheet

use with all THREE lessons

Use with all response activities for deeper learning



P.1

Questions to aid discussion of the key concepts and for use in games

Be familiar with these questions and answers. Look for opportunities to ask questions and discuss their answers, such as while the children work on their coloring pages, as part of their response games, or during play time. Remember: your goal isn't to ask all these questions or only talk to the children about these things. It is to be deliberate in having good conversations with them, however much or little you have.

<p>BIG QUESTION</p> <p>Meaning</p> <p>Discussion Questions</p>	<p>Can Anybody Tell Me What the LORD Is Like? He's Not Like Anyone Else!</p> <p>There are many gods that people worship, but none is like the LORD. He is the one, true God. He's not like anyone else! He's always been alive--and He will never die. He's completely good and loving. He's all-powerful and all-wise. And that's just the beginning of what the LORD is like. He is so great! There will always be more of Him to know.</p> <p><i>choose a few</i></p> <ol style="list-style-type: none"> 1. Can anybody tell me what the LORD is like? <i>He's not like anyone else!</i> 2. Do people worship many different gods? <i>Yes, they do.</i> 3. Are all gods the same as the LORD? <i>No, there is no other god like the LORD.</i> 4. Who is the one, true God? <i>The LORD.</i> 5. How long has God been alive? <i>He's always been alive.</i> 6. When will God die? <i>Never!</i> 7. How good and loving is God? <i>He is completely good and loving!</i> 8. How powerful is the LORD? <i>He is all powerful.</i> 9. How wise is the LORD? <i>He is all wise!</i> 10. Will we ever know everything there is to know about God? <i>No, there will always be more of Him for us to know.</i>
<p>BIBLE TRUTH</p> <p>Meaning</p> <p>Discussion Questions</p>	<p>He's Not Like Anyone Else...He Knows Everything There Is to Know!</p> <p>God knows everything. He knows everything about the world. He knows everything that has happened and everything that will happen. He knows everything about us, too. He knows everything we do and say. He even knows everything we are thinking in our hearts. There is nothing about us that is hidden from God, good or bad. God even knows every one of our sins. He knows we deserve His punishment and He has provided us with a Savior—Jesus! When we tell God our sins and turn to live for Him and trust in Jesus as our Savior, He will forgive us and make us His dearly loved people. Then we can know and love God in the wonderful special closeness that He made us to enjoy with Him.</p> <p><i>choose a few</i></p> <ol style="list-style-type: none"> 1. What does God know? <i>Everything.</i> 2. What does God know about the world? <i>Everything that has happened and will happen. Everything that is happening right now.</i> 3. What does God know about us? <i>Everything we do and say. Everything we are thinking in our hearts.</i> 4. Can we hide anything good or bad that we've done from God? <i>No.</i> 5. Does God know all of our sins? <i>Yes.</i> 6. Why did God send Jesus? <i>To save all who turn away from their sins and trust in Jesus as their Savior. He came to make us God's people!</i> 7. What will God do when we trust in Jesus as our Savior? <i>Forgive us for all our sins and makes us His people.</i> 8. What does God want us for us? <i>For us to know and love Him in the wonderful, special closeness that He made us to enjoy.</i>

Deep Down Discussion Sheet

use with all THREE lessons

P.2

Questions to aid discussion of the key concepts and for use in games

<p>THE GOSPEL</p>	<p>What is God's good news for you and me? <i>The gospel! Can anybody tell me what the LORD is like? He's not like anyone else...He knows everything there is to know! What does God know, as He looks into the hearts of all people? He sees that we all have sinful hearts that have chosen to disobey Him and His good ways. He sees that we all deserve His punishment. How sad! But God is so rich in mercy! He sent His Son, Jesus to die on the cross to pay for all the sins of God's people. On Day Three, Jesus rose from the dead, proving He had beaten sin and death for them. We can become God's people, too, when we turn away from their sins and trust in Jesus as their Savior. Ask Him to help you turn to Him! He loves to do this.</i></p>
<p>BIBLE TRUTH BIBLE VERSE</p> <p>Meaning</p> <p>Discussion Questions</p>	<p>"Praise be to the name of God for ever and ever; wisdom and power are his." --Daniel 2:20</p> <p>Learn a Little: "Praise be to the name of God for ever and ever."</p> <p>These verses tell us that the LORD is the God who knows everything there is to know. He is completely wise. There is nothing that can be hidden from Him. He is the one who gives wisdom to make wise people wise.</p> <p><i>choose a few</i></p> <ol style="list-style-type: none"> 1. Whose name should we bless forever and ever? <i>God's name.</i> 2. What does it mean to bless God's name? <i>It means to tell God how good and great He is and to thank Him for all He has done for us!</i> 3. Who do wisdom and might belong to? What does that mean? <i>They belong to God. That means that He knows everything there is to know and can do whatever He wants to do. And, whatever He does choose to do is always good and wise.</i> 4. What is hidden from God? What is something that He doesn't know? <i>There is nothing hidden from God. There is nothing He does not know.</i> 5. Who can we trust to take care of us and give us what is best for us? <i>We can trust God to take care of us and give us what is best. He is wise--so He always knows what is best. And He is mighty--so He always can do what is best.</i> 6. How do we begin to trust in God and His wisdom and might? <i>We can ask Him to help us turn away from our sins and trust in Jesus as our Savior. We can ask Him to guide us and take care of us. He loves to answer these prayers!</i>
<p>BIBLE STORY</p> <p>Discussion Questions</p>	<p>The Case of the Missing Donkeys</p> <p><i>choose a few</i></p> <ol style="list-style-type: none"> 1. What was Kish missing? <i>His donkeys.</i> 2. Who did he send to look for the donkeys? <i>His son, Saul, and a servant.</i> 3. What good thing did God have planned for Saul? <i>He would be made King of Israel.</i> 4. Why did Samuel trust God when He told him to get a big party ready for Saul when he hadn't even seen Saul before and hadn't told him about the party? <i>He knew that God knows everything there is to know. He knew God already knew exactly what Saul would do. He even planned it.</i> 5. How did Samuel know what had happened to Kish's donkeys? <i>God told him.</i> 6. How did God know what had happened to Kish's donkeys? <i>He knows everything there is to know. He always knew exactly where those donkeys were the whole time.</i> 7. What is the greatest way that we can accept God's wisdom and trust in Him to guide us? <i>By turning away from our sins and trusting in Jesus as our Savior.</i>