

# **DEEP DOWN DETECTIVES**

**Curriculum Resources  
for Unit 4, Bible Truth 3:**



**Can Anybody Tell Me  
What the LORD Is Like?  
He's Not Like Anyone Else...**

**He Is God the Father, Son and Holy  
Spirit: One God, but Three Persons!**

## Session Prep (especially good for newbies!)

### Pray!



Pray for the Holy Spirit to be at work in your and the children's hearts.

### Review



If new to the curriculum, look at the **Getting Started with Deep Down Detectives section of the Core Curriculum book.** (p.5) It will be especially helpful to read through the Deep Down Detectives section of **The Praise Factory Tour: Extended Version Book.** This is a visual way to understand what goes on in the classroom. (A pdf of the book is found in the samples section on the website.)

### Look through and Learn the Lesson



Read over **lesson plan.** Practice any **songs or action rhymes** you are using. Choose/make up motions to go with these. Choose less with younger children and more with older preschoolers. **Practice the lesson with the visual aids** and using the Big Question Box/Briefcase.

### Read and Rehearse the Bible Story with Pictures



Read the Bible story from the Bible. Read the curriculum version. Practice telling it with the storyboard pictures. (If you have not previously laminated the story pictures, do that now.) Or, rehearse it from the Simple Story Scenes, if you are using those.

### Let There Be Music



Download the music and listen to the songs. Choose which of the songs you will use with the children. If using live musicians, make sure they have the sheet music (Appendix A, Core Curriculum book).

### Put the Props in Place



1. Prepare your Visual Aids. Put the Big Question, Unit Bible Truths, Bible Truth, Bible Verse, and Listening Assignment signs, as well as the Bible Story script in one side of the Bible folder.
2. Get out your storyboard. If using Simple Story Scenes, put these in your Bible Folder. Or, if using the individual storyboard figures, put all background pictures in place (they have a BG by the number). Put the rest of the storyboard pictures (these have a SB by the number) in order of use in the other side of the Bible folder.
3. Put the DDD Bible Folder as well as the Big Question sign in the Big Question Box/Briefcase and shut it. If your box/briefcase has locks and you want to use the unlocking the box as part of your session, lock it now....but make sure you have the key or know the code first.
4. Prepare the music CD or sheet music or mp3 device for use in your session.

### Set Out Free Play Activities



Choose and set up free time activities you will use with the children. Choose a variety of different activities that will be enjoyed by different types of children. Rotate the activities you provide to keep them interesting and fresh to your children. (Suggestions in Appendix D, Core Curriculum books.)

### Prepare Any Activities



Choose which (if any) of the Bible Truth games and crafts activities you want to use in the session. Bear in mind your time frame as well as the developmental abilities and attention span of your children as you decide which/how many to prepare. **Look over the Discussion Sheet** and choose a few questions you might use to spark discussion with the children as they do their activities (especially good for ages 3's+). Pray for God to give you opportunities to talk about these things with the children.

### Let Them Take It with Them



Make copies of the craft/take home sheets, if you are not already using them as one of your activities. You may also want to make copies of the story (see take-home version of each story included in Appendix C with the other take home resources) to have for parents to use with their children at home. There's a link on each craft/take home sheet to the story, if you don't make hard copies.

### Store It



After your session is over, collect the resources and store them for future use. This curriculum can be used over and over for years to come.

---

## Unit 4: The God Like None Other

---

### UNIT OVERVIEW

There are many gods that people worship, but none is like the LORD. He is the one, true God. He's not like anyone else! He's always been alive--and He will never die. He's completely good and loving. He's all-powerful and all-wise. And that's just the beginning of what the LORD is like. He is so great! There will always be more of Him to know.

In this unit we will learn eight, amazing ways that the LORD is not like anyone else!

### UNIT BIBLE VERSE: 1 Kings 8:23

"O LORD...there is no God like you, in heaven above or on earth beneath."

### BIG QUESTION UNDER INVESTIGATION: Can Anybody Tell Me What the LORD Is Like?

**ANSWER:** He's Not Like Anyone Else!

#### OPTIONAL Big Question 4 INTRODUCTION LESSON (Use Hide 'n' Seek Kids Unit 4 Material)

Story: The Case of the Big Showdown *Exodus 1-12*

Bible Verse: 1 Kings 8:23

#### BIBLE TRUTH 1: He is a Glorious Spirit (3 Lessons Available)

Story: The Case of the Day of Blazing Brightness *1 Kings 6:8; 2 Chronicles 3-4,6-7*

Bible Verse: John 4:24

#### BIBLE TRUTH 2: He Is the One, True God (3 Lessons Available)

Story: The Case of the Fight with Fire *1 Kings 18*

Bible Verse: 2 Corinthians 13:14

#### ➔ BIBLE TRUTH 3: He is God the Father, Son and Holy Spirit: One God, but Three Persons

(3 Lessons Available)

Story: The Case of the Amazing Plan of the Three-in-One *Matthew 3:11-17; Mark 1:7-11;*

*Luke 3:15-18, 21-23; John 1:19-34*

Bible Verse: 2 Corinthians 13:14

#### BIBLE TRUTH 4: He Is Everywhere, All the Time (3 Lessons Available)

Story: The Case of the God Who Would Never Leave *Genesis 27-28*

Bible Verse: Psalm 139:1-3,7-10

#### BIBLE TRUTH 5: He Knows Everything There Is to Know (3 Lessons Available)

Story: The Case of the Missing Donkeys *1 Samuel 9*

Bible Verse: Daniel 2:20

#### BIBLE TRUTH 6: He Is Perfectly Holy, Purely Good (3 Lessons Available)

Story: The Case of the Tent that Had to Be Just So *Exodus 25-31,35-40; Leviticus 8*

Bible Verse: Isaiah 6:1-3

#### BIBLE TRUTH 7: He Can Do Anything He Wants to Do (3 Lessons Available)

Story: The Case of the Man with the Big Name *2 Kings 18-19; 2 Chronicles 32*

Bible Verse: Psalm 135:5-6

#### BIBLE TRUTH 8: He Is Always Faithful, Through and Through (3 Lessons Available)

Story: The Case of the Never-Forgotten Food *Exodus 16*

Bible Verse: Psalm 86:1,15,16

## Deep Down Detectives ESV Songs 4 Track Numbers

This is a listing of all songs mentioned in the unit curriculum. You may or may not choose to use all of the songs. They are listed in easy-reference order--NOT in the order used in the curriculum. You may choose to simply burn a CD/load them onto an mp3 device in this order. Or, you may want to do what we do: choose the songs we want to use and create a play list of them in that order. Then, we burn a CD/upload the play list onto an mp3 device. A teacher only has to click forward to the next song, instead of hunting for the right track. The track number have been included as part of the title of each song, so teachers will still have a reference to the track number listed in the curriculum (same as those listed below), even if you change the order on your customized play list.

### SONGS USED EVERY UNIT OF THE CURRICULUM

- 1 The Classroom Song v.1
- 2 The Classroom Song v.2
- 3 The Classroom Song v.3
- 4 The Classroom Song v.4
- 5 Deep Down Detectives Theme Song
- 6 The Classroom Rules Song
- 7 Let's Pray Song
- 8 The Big Question Box Song
- 9 The Bible Chant Song
- 10 ACTS Prayer Song (Short Version)
- 11 ACTS Prayer Song (Full Version)

#### Why the Extra Songs?

Deep Down Detectives is a curriculum used by a wide age-span of kids. Sometimes one of the other songs is a better fit for your kids. Or, you may simply want to teach them more songs on the same Bible Truth. Use as many or as few as you want.

### UNIT 4: THE GOD LIKE NONE OTHER

- 12 Big Q & A 4 Song
- 13 Big Question 4 Song: Can Anybody Tell Me What the LORD Is Like?
- 14 Inspector Graff's Rap: The ABC's of God
- 15 Big Question 4 Bible Verse Song: O, O, Lord 1 Kings 8:23, ESV
- 16 Extra Big Question 4 Bible Verse Song: In Heaven Above Kings 8:23, ESV (short version)
- 17 Extra Big Question 4 Bible Verse Song: In Heaven Above Kings 8:23, ESV (full version)
- 18 Extra Big Question 4 Bible Verse Song: In Heaven Above or Earth Beneath Kings 8:23, ESV (other version)
- 19 Extra Big Question 4 Bible Verse Song: I Am God Isaiah 46:9,11, ESV
- 20 Big Question 4 Hymn: Praise Him, Praise Him, All Ye Little Children
- 21 Big Question 4 Praise Song: God Is So Good

*listen to or  
download songs  
for free at [https://  
praisefactory.org](https://praisefactory.org): Deep Down  
Detectives  
Music page*

### Can Anybody Tell Me What the LORD Is Like? He's Not Like Anyone Else...

#### Bible Truth 1: He Is a Glorious Spirit

- 22 Bible Verse: God Is Spirit John 4:24, ESV
- 23 Extra Bible Verse: The Hour Is Coming John 4:24, ESV (other version)

#### Bible Truth 2: He Is the One, True God

- 24 Bible Verse: Among the Gods Psalm 86:8-10, ESV
- 25 Extra Bible Verse: O Lord of Hosts Isaiah 37:16, ESV

#### Bible Truth 3: He Is God the Father, Son and Holy Spirit: One God, But Three Persons

- 26 Bible Verse: May the Grace 2 Corinthians 13:14, ESV

#### Bible Truth 4: He Is Everywhere, All the Time

- 27 Bible Verse: Where Shall I Go? Psalm 139:7-10, ESV
- 28 Extra Bible Verse: O LORD, You Have Searched Me Psalm 139:7-10, ESV (other version)
- 29 Extra Bible Verse: The LORD Looks Down from Heaven Psalm 33:13-14, HCSB

#### Bible Truth 5: He Knows Everything There Is to Know

- 30 Bible Verse: Blessed Be the Name of God Daniel 2:20-22, ESV
- 31 Extra Bible Verse: May the Name of God Be Praised Daniel 2:20-22, HCSB (other version)

#### Bible Truth 6: He Is Perfectly Holy, Purely Good

- 32 Bible Verse: I Saw the Lord Isaiah 6:1-3, ESV

#### Bible Truth 7: He Can Do Anything He Wants to Do

- 33 Bible Verse: I Know that the LORD Is Great Psalm 135:5-6, ESV
- 34 Extra Bible Verse: For I Know the Plans Jeremiah 29:11,13 ESV

#### Bible Truth 8: He Is Always Faithful, Through and Through

- 35 Bible Verse: But You, O LORD Psalm 86:1,15 ESV
- 36 Extra Bible Verse: Incline Your Ear Psalm 86:1,15,16, ESV (other version)
- 37 Bible Verse: Faithful, He Is Faithful Psalm 145:13,18,19, ESV
- 38 Extra Bible Verse: Proclaim the Name Deuteronomy 32:4 ESV
- 39 Extra Bible Verse: I Will Proclaim Deuteronomy 32:4 ESV

## Big Question 4, Bible Truth 3 Overview: Key Concepts

P1

### Unit 4: The God Like None Other

**Unit Big Question (and Answer):** Can Anybody Tell Me What the LORD Is Like? He's Not Like Anyone Else!

**Unit Bible Verse:** "O LORD...there is no God like you, in heaven above or on earth beneath." 1 Kings 8:23

### Bible Truth 3 Concept: He's Not Like Anyone Else...He is God the Father, Son and Holy Spirit: One God, but Three Persons

God is just one God, but He is three Persons—Father, Son, and Holy Spirit. God has always enjoyed perfect love and happiness within Himself. He has never needed anyone else to be happy.

The Father, Son, and Holy Spirit work together to do wonderful and mighty things. God the Father has plans for the world. Jesus is God's Son. He does what the Father plans. He came to earth to save God's people. The Holy Spirit is God, too. He also does what the Father plans. He works in God's people's hearts so they can know God and live for Him. One God, but three Persons! Who has ever heard of that?! God is not like anyone else, is He?

### Bible Truth 3 Bible Verse: 2 Corinthians 13:14, ESV

"The grace of the Lord Jesus Christ and the love of God and the fellowship of the Holy Spirit be with you all."

**Learn a Little:** "The grace of the Lord Jesus Christ and the love of God and the fellowship of the Holy Spirit be with you all."

### Meaning

What wonderful gifts God, the Father, Son, and Holy Spirit give to God's people! Jesus gives them the free, undeserved gift of salvation through faith in Him. God, the Father loves His people so much that He gave Jesus to die for them. And, He continues to love them every day of their lives. The Holy Spirit lives inside them, giving them closeness with God (fellowship). He helps them to know, love and obey God better.

### Bible Truth 3 ACTS Prayer

- A** We praise You, God, that You are the great and awesome God. There is no God like you. You are God the Father, God the Son, and God the Holy Spirit: three Persons, but just one God!
- C** God, there is nothing as wonderful as knowing You and living for You, but too many times we choose to turn away from You. We choose to not trust You. We choose to do things our own way, instead of Your good way. We need a Savior!
- T** Thank You, God, for sending Jesus to forgive our sins. Thank You that because of Him, we can enjoy knowing You.
- S** God, work in our hearts. Help us to turn away from our sins and trust in Jesus as our Savior. Help us to know Your wonderful love. Give us what we need to live for You, through Jesus. Send the Holy Spirit to live in our hearts and change us. In Jesus' name we pray, Amen.

### Bible Truth 3 Story

#### The Case of the Amazing Plan of the Three-in-One

*Matthew 3:11-17; Mark 1:7-11; Luke 3:15-18, 21-23; John 1:19-34*



**Songs Used in Bible Truth 3**

Big Q & A 4 Song

Big Question 4 Song: Can Anybody Tell Me What the LORD Is Like?

*Inspector Graff's Rap: The ABC's of God*

Big Question 4 Bible Verse Song: O, O, Lord 1 Kings 8:23, ESV

*Extra Big Question 4 Bible Verse Song: In Heaven Above Kings 8:23, ESV (short version)*

*Extra Big Question 4 Bible Verse Song: In Heaven Above Kings 8:23, ESV (full version)*

*Extra Big Question 4 Bible Verse Song: In Heaven Above or Earth Beneath Kings 8:23, ESV (other version)*

*Extra Big Question 4 Bible Verse Song: I Am God Isaiah 46:9,11, ESV*

Big Question 4 Hymn: Praise Him, Praise Him, All Ye Little Children

Big Question 4 Praise Song: God Is So Good

Bible Truth 3 Bible Verse: Song May the Grace 2 Corinthians 13:14, ESV

listen to or download songs for free at <https://praisefactory.org>: Deep Down Detectives Music page

**1. GETTING STARTED**



= follow the stars for a short & simple lesson plan

<p><b>Intake Activity Ideas</b></p>	<p><b>Choose one of these open-ended activities to include children as they join the class:</b></p>	
<p><b>Free Play Time</b> <i>suggestions in Appendix D</i></p>	<p>★ Offer your own or some of the easy-to-make, free play activities suggested in Appendix D.</p>	
<p><b>OR Sing-along Music Time</b> <i>lyrics and sheet music, Appendix A</i>  <i>listen to or download songs for free at <a href="https://praisefactory.org:Deep Down Detectives Music page">https://praisefactory.org:Deep Down Detectives Music page</a></i></p>	<p>Music from Deep Down Detectives (DDD) ESV Songs 4:                  Big Q &amp; A 4 Song                  Big Question 4 Song                  Extra Unit Song:                      <i>Inspector Graff's Rap: The ABC's of God</i>                  Big Question 4 (Unit) Bible Verse Song:                      O, O, Lord 1 Kings 8:23, ESV                  Extra Big Question 4 (Unit) Bible Verse Song:                      <i>In Heaven Above Kings 8:23, ESV (short version)</i>                  Extra Big Question 4 (Unit) Bible Verse Song:                      <i>In Heaven Above Kings 8:23, ESV (full version)</i>                  Extra Big Question 4 (Unit) Bible Verse Song:                      <i>In Heaven Above or Earth Beneath Kings 8:23, ESV (version 3)</i>                  Extra Big Question 4 (Unit) Bible Verse Song:                      <i>I Am God Isaiah 46:9,11, ESV</i>                  Big Question 4 Hymn:                      Praise Him, Praise Him, All Ye Little Children                  Big Question 4 Praise Song:                      God Is So Good                  Bible Truth 3 Bible Verse Song:                      May the Grace 2 Corinthians 13:14, ESV</p>	<p><i>DDD ESV Songs 4, track 12</i>  <i>DDD ESV Songs 4, track 13</i>  <i>DDD ESV Songs 4, track 14</i>  <i>DDD ESV Songs 4, track 15</i>  <i>DDD ESV Songs 4, track 16</i>  <i>DDD ESV Songs 4, track 17</i>  <i>DDD ESV Songs 4, track 18</i>  <i>DDD ESV Songs 4, track 19</i>  <i>DDD ESV Songs 4, track 20</i>  <i>DDD ESV Songs 4, track 21</i>  <i>DDD ESV Songs 4, track 26</i></p> <p><i>Add more fun to Sing-along Music Time by adding a Music, Movement &amp; Memory Activity. These activities are listed on p.10 of this lesson plan with the Response Activities. Instructions found in Appendix B.</i></p>
<p><b>OR Bible Verse Memory Game</b> <i>instructions found in Appendix B</i></p>	<p>Lesson 1 Game: Block Clapping                  Lesson 2 Game: Meet, Greet and Keep It Up                  Lesson 3 Game: Bean Bag Catch  <i>These activities are also included on p.10 of this lesson plan with the Response Activities.</i></p>	
<p><b>2. OPENING CIRCLE TIME</b> (<i>introduce the Bible Truth and tell the related Bible story</i>)</p>		
<p><b>Gathering the Children</b> <i>lyrics and sheet music, Appendix A</i></p>	<p><i>Sing verse 1 of The Classroom Song to gather the children for Circle Time.</i></p> <p><b>The Classroom Song, verse 1</b> <span style="float: right;"><i>DDD ESV Songs 4, track 1</i></span>                  Let's gather together to worship God,                  Let's gather together to worship God,                  Let's gather together to worship God,                  Come gather here with me!</p>	
<p><b>Welcome to Deep Down Detectives</b></p>	<p>★ "Welcome to Deep Down Detectives. We're so glad you've joined us! Detectives are people who look for answers to questions. In Deep Down Detectives, we look for answers to big questions about God. We dig deep down in the truths of God's Word to find them."</p>	

**2. OPENING CIRCLE TIME, continued**



= follow the stars for a short & simple lesson plan

<p><b>Deep Down Detectives Theme Song</b></p> <p><i>Lyrics and sheet music, Appendix A</i></p>	<p>"Let's sing our Deep Down Detectives Theme Song."</p> <p><b>Deep Down Detectives Theme Song</b> <span style="float: right;">DDD ESV Songs 4, track 5</span></p> <p>We're Deep Down Detectives, diggin' deep in God's Word, For truths about God and His plans for this world, We're seeking to love Him, with all of our heart, We're Deep Down Detectives! Come on! Let's start!</p>
<p><b>Classroom Rules Song</b></p> <p><i>Lyrics and sheet music, Appendix A</i></p>	<p>There are two very important things that Deep Down Detectives do together: we worship God and we love one another. Our Classroom Rules Song reminds us how we should act. Let's sing it."</p> <p><b>Classroom Rules Song</b> <span style="float: right;">DDD ESV Songs 4, track 6</span></p> <p>Shh, be quiet while someone is talking, Raise your hand, if you have something to say, Don't touch your friend, sitting beside you, Obey your teachers, Be kind as you play. These are our classroom rules, These are our classroom rules, They help us worship God and love one another, These are our classroom rules.</p>
<p><b>Opening Prayer Time</b></p> <p><i>Lyrics and sheet music, Appendix A</i></p>	<p>"Children, we need God's help to keep these rules. Let's ask Him to help us right now. Let's get ready and pray."</p> <p><b>Let's Pray</b> <span style="float: right;">DDD ESV Songs 4, track 7</span></p> <p>1-2-3! Fold your hands, Bow your head, Close your eyes. Let's pray! (<i>repeat</i>)</p> <p>"Let's pray:"</p> <p><b>Opening Prayer</b></p> <p>Dear Lord, We're so glad to get to gather together to worship You! Please help us keep the classroom rules. Please help us to love You and learn about You today. In Jesus' name we pray. Amen.</p>



**2. OPENING CIRCLE TIME, continued**

★ = follow the stars for a short & simple lesson plan

**Reveal the Big Question**  
**Introduce the Big Question Box/Briefcase**

*lyrics and sheet music, Appendix A*

“Detectives INVESTIGATE things. That means they ask questions and look for answers. Deep Down Detectives investigate big questions about God. The Big Question we are investigating today is right inside our Big Question Box/Briefcase.

**The Big Question Box Song**

*DDD ESV Songs 4, track 8*

We’ve got a big box,  
All closed up and locked,  
Filled with the truths of God’s Word.

We’ve got a brief case,  
There’s no time to waste,  
Come on, kids, let’s open it up!

**The Big Question under Investigation**

VISUAL take out AID



of BQB

*Big Question & Answer Sign, front side  
\*found in the DDD Unit 4 Visual Aids, ESV Book*

Ok, who would like to open for me and pull out the Big Question?”

*Choose a child to open the box/briefcase, take out the Big Question and hand it to you, then hold up the Big Question sign for all the children to see, and say:*

★ The Big Question we are investigating today is Big Question Number 4:

**Can Anybody Tell Me What the LORD Is Like?**

and the Answer is:

**He’s Not Like Anyone Else!**

**Big Question Meaning**

★ There are many gods that people worship, but none is like the LORD. He is the one, true God. He’s not like anyone else! He’s always been alive--and He will never die. He’s completely good and loving. He’s all-powerful and all-wise. And that’s just the beginning of what the LORD is like. He is so great! There will always be more of Him to know.

**Big Question Songs**

“Let’s sing our Big Question Song:

**Big Q & A 4 Song**

★ **Big Q & A 4 Song**

*DDD ESV Songs 4, track 12*

*lyrics and sheet music, Appendix A*

*(adapted version of “Have You Ever Seen a Lassie”)*

Can anybody tell me,  
Tell me, tell me,  
Can anybody tell me,  
What the LORD is like?  
He’s not like anyone else,  
Anyone else, anyone else,  
He’s not like anyone else,  
That’s what the LORD is like.

**2. OPENING CIRCLE TIME, continued**



= follow the stars for a short & simple lesson plan

**Learning about the Big Question (use one or both)**



Repeat the Big Question and Answer again:

"Can Anybody Tell Me What the LORD Is Like? He's Not Like Anyone Else!"

Say: "Hmmm, I wonder what that means... Let's do our action rhyme/sing our song that explains it."

Then do the action rhyme or sing the song using any of the optional motions suggested, if desired.

**Big Question Action Rhyme**

**Big Question 4 Action Rhyme**

**(POSSIBLE ACTIONS)**

The LORD is not like anyone else.  
He's not like you or me.  
He is a glorious spirit  
I cannot touch or see.  
He's very, very, VERY strong.  
He knows everything,  
He never does any wrong!  
And He is with us all the time.  
No matter where we may be.

Shake your head side to side in a "no"  
point out to someone else, then to self  
  
close eyes  
flex arm muscle  
Touch head  
Shake your head side to side in a "no"  
Stretch your hands out wide

**Big Question (Action Rhyme) Song**



**Big Question 4 (Action Rhyme) Song**

DDD ESV Songs 4, track 13

**(POSSIBLE ACTIONS)**

lyrics and sheet music, Appendix A

You might also enjoy:

Inspector Graff's Rap:  
The ABC's of God  
DDD ESV Songs 4,  
track 14

lyrics and sheet music,  
Appendix A

Refrain:

Tell me, can anybody tell me,  
Tell me, what the LORD is like?  
Tell me, can anybody tell me,  
Tell me, what the LORD is like?  
He's not like anyone else,  
He's not like anyone else,  
He's not like anyone else,  
He's not like anyone else,

Point out to others in a arc movement  
  
Point up to God  
  
Shake head "no"

Verse 1

He's Omniscient! (He knows all things)  
Omnipresent! (He's everywhere you can be)  
Omni-benevolent! (He's always good!)  
and Omnipotent! (He can do all things!) Refrain

Touch head  
Point out to others in a arc movement  
  
hold up flexed arm

Verse 2

He's Immutable! (He never changes!)  
He's Infallible! (He makes no mistakes!)  
He's Infinite! (There's always more of Him to know!)  
And purely Righteous!  
(He has no sin! Not even a teeny, tiny speck!) Refrain

fold arms over chest and shake head "no"  
  
extend out arms to each side  
  
hand gesture for tiny, by place index and thumb of same hand a little space apart

**2. OPENING CIRCLE TIME, continued**

★ = follow the stars for a short & simple lesson plan

**Learning the Bible Truth**

VISUAL take out

AID



of BQB

VISUAL AID

All the Bible Truths Sign

★ “He’s not like anyone else” is a good beginning, but there’s so more to learn. So it’s time for us to dig down even deeper for more answers to our Big Question about God. We’re going to be learning **EIGHT** Bible truths that all tell us more about what the God is like.

Who would like to hand me the picture with our eight Bible truths on it? It’s in the Big Question Box/Briefcase.” *Choose a child to get it and hand it to you, then hold it up and show them the pictures of the eight truths they will be learning.*

**Bible Truth Clue**

VISUAL take out

AID



of BQB

Bible Truth Clue Sign, front side

VISUAL AID

After everyone has had a good look, say...

“Ok, we’ve learned two truths about what the LORD is like. They are: “He is a Glorious Spirit” and “He Is the One, True God.” (point to pictures as you identify each Bible Truth). Now let’s look at our Bible Truth Clue sign and see if we can figure out which of these eight truths we will be learning about today. Who would like to get it out of the Big Question Briefcase for me?”

*Choose a child to open the briefcase, take out the Bible Truth Clue sign and hand it to you. Hold up the front side for the children to see. Cover up the answer, written along the bottom, and say:*

**“Can Anybody Tell Me What the LORD Is Like?  
He’s Not Like Anyone Else!  
He Is God the Father, Son and Holy Spirit: ???? Persons, But Just ???? God!”**

**Hint**

We’re missing two words. Here are the hints for the missing words. It says: “Count “Father, Son, and Holy Spirit: how many persons is that? And: How many true Gods are there?”

Can you guess? The answers are: “THREE” persons and “ONE” true God.

So the Bible Truth we are learning today is:

*(uncover answer from bottom of sign, show it to them and say:)*

★ **“Can Anybody Tell Me What the LORD Is Like?  
He’s Not Like Anyone Else!  
He Is God the Father, Son and Holy Spirit: Three Persons, but just one God!”**

**Bible Truth Meaning**

★ And here is what this Bible Truth means: *(read the meaning off of the back of the sign, say:)*

God is just one God, but He is three Persons—Father, Son, and Holy Spirit. God has always enjoyed perfect love and happiness within Himself. He has never needed anyone else to be happy.

The Father, Son, and Holy Spirit work together to do wonderful and mighty things. God the Father has plans for the world. Jesus is God’s Son. He does what the Father plans. He came to earth to save God’s people. The Holy Spirit is God, too. He also does what the Father plans. He works in God’s people’s hearts so they can know God and live for Him. One God, but three Persons! Who has ever heard of that?! God is not like anyone else, is He?

**2. OPENING CIRCLE TIME, continued**

★ = follow the stars for a short & simple lesson plan

**Learning the Bible Verse**

"And how do I know this is true? God tells me so in His special book, the Bible."

**The Bible Chant Song**

Say or sing the Bible Chant Song.

lyrics and sheet music, Appendix A

**The Bible Chant Song**

DDD ESV Songs 4, track 9

The Bible, the Bible,  
Let's get out the Bible.  
Let's hear what God has to say.  
The Bible, the Bible,  
God's given us the Bible.  
It's His Word for us to learn and obey! Yay!

**Bible Verse**

DDD 4.3 Bible Verse-front side (in the DDD Bible folder)

"Who would like to get our Bible folder out of the Big Question Briefcase for me?"

VISUAL AID Place verse in take out



Choose a child to open the briefcase, take out the "Bible" folder and hand it to you. Remove the Bible Verse Picture from the "Bible" folder and hold it up for all the children to see, then say:

2 Corinthians 13:14 tells us:

★ **2 Corinthians 13:14**

\*found in the DDD Unit 4 Visual Aids, ESV Book

"The grace of the Lord Jesus Christ and the love of God and the fellowship of the Holy Spirit be with you all."

**Learn a Little:** "The grace of the Lord Jesus Christ and the love of God and the fellowship of the Holy Spirit be with you all."

**Bible Verse Meaning**

★ **What does that mean?**

What wonderful gifts God, the Father, Son, and Holy Spirit give to God's people! Jesus gives them the free, undeserved gift of salvation through faith in Him. God, the Father loves His people so much that He gave Jesus to die for them. And, He continues to love them every day of their lives. The Holy Spirit lives inside them, giving them closeness with God (fellowship). He helps them to know, love and obey God better.

**2. OPENING CIRCLE TIME, continued**



= follow the stars for a short & simple lesson plan

**Bible Verse  
Song**

*lyrics and sheet music,  
Appendix A*

We've said our Bible verse, now let's sing it!

**May the Grace: 2 Corinthians 13:14**

*DDD ESV Songs 4, track 26*

May the grace of the Lord Jesus Christ,  
And the love of God,  
And the fellowship of the Holy Spirit,  
Be with you all.

May the grace of Lord (Jesus Christ),  
And the love of God (God the Father)  
And the fellowship of the Holy Spirit,  
Be with you all.

Second Corinthians Thirteen, fourteen.

**2. OPENING CIRCLE TIME, continued**

★ = follow the stars for a short & simple lesson plan

<p><b>Getting into the Case</b></p>	<p>"Now it's time to do a bit more deep down investigating. Let's see what Detective Dan wants us to help him figure out. Would someone like to get it out for me?"</p>
<p><b>Listening Assignments</b></p> <p>Place in  take out  of BQB</p>	<p><b>NOTE: Listening assignments are most suitable for ages 3+. Skip straight to the Bible story (see bottom of this page), if working with 2 year olds.</b></p> <p>"Let's open up our listening assignment and see what we are supposed to figure out today.</p> <p>Choose a child to take out the Listening Assignment (from the DDD Bible Folder) and hand it to you. Read Detective Dan's letter to the children that includes the listening assignment. The listening assignments are summarized below:</p>
<p>VISUAL AID</p> <p></p> <p>DDD Unit 4 Visual Aids, ESV</p>	<p><b>Detective Dan's Lesson #1 Listening Assignment:</b></p> <p>I need to know:</p> <ol style="list-style-type: none"> <li><b>1. Who was the Three-in-One?</b></li> <li><b>2. When was His plan?</b></li> </ol>
<p>VISUAL AID</p> <p></p> <p>DDD Unit 4 Visual Aids, ESV</p>	<p><b>Detective Dan's Lesson #2 Listening Assignment:</b></p> <p><b>Our Bible Verse is 2 Corinthians 13:14, ESV</b></p> <p>"The grace of the Lord Jesus Christ and the love of God and the fellowship of the Holy Spirit be with you all."</p> <p>I need to know:</p> <ol style="list-style-type: none"> <li><b>1. How did God the Father show His love to people?</b></li> <li><b>2. What wonderful gift of grace did Jesus give us? How did He make it possible for us to have the fellowship of the Holy Spirit in our hearts?</b></li> </ol>
<p>VISUAL AID</p> <p></p> <p>*Listening Assignment #3 includes the Assignment Sheet, plus 6 clue pictures*</p> <p>DDD Unit 4 Visual Aids, ESV</p>	<p><b>Detective Dan's Lesson #3 Listening Assignment:</b></p> <p>I found six clues, but two of them are <b>NOT</b> in the story. They are: a guitar, a hammer, a tomato, a soldier, a dove, and a man named John. Hold each of them up for the children to see as you identify them.</p> <p>I need to know:</p> <ol style="list-style-type: none"> <li><b>1. Which four belong in the story and which two don't?</b></li> <li><b>2. What did God give John to help people repent of their sins and get ready for Jesus?</b></li> </ol>
<p><b>Tell the Bible Story</b></p> <p>Place story &amp; pics in  take out  of BQB</p> <p>DDD Unit 4 Visual Aids, ESV</p> <p><b>Story text included in this book right after this lesson plan and in Visual Aids book</b></p>	<p>★ <b>Then say,</b> "Ok, Deep Down Detectives! Put on your best listening ears and see if you can hear the answers to Detective Dan's questions. When I finish telling the story, we will see if we can answer all the questions."</p> <p>★ <b>Bible Story: The Case of the Amazing Plan of the Three-in-One</b> <i>Matthew 3:11-17; Mark 1:7-11; Luke 3:15-18, 21-23; John 1:19-34</i></p> <p>Read the Bible Truth story, putting up the storyboard pictures as you tell it. Then, have the children answer the listening assignment. Present the gospel and lead in prayer. Or, use the Simple Story Scenes resource to do all of this.</p> <p>*Answers to questions; the gospel; and, ACTS prayer are included with the story text.*</p>



**2. OPENING CIRCLE TIME, continued**

★ = follow the stars for a short & simple lesson plan

<p><b>Story Response Song(s)</b></p> <p><b>Hymn</b></p> <p><i>lyrics and sheet music, Appendix A</i></p>	<p><i>As attention span and time allow, you might want to end with one of the following songs which also tie in with the unit. If desired, use the Music and Movement activity ideas while singing (listed with the Response Activities).</i></p> <p><b>Praise Him, Praise Him, All Ye Little Children</b> <span style="float: right;"><i>DDD ESV Songs 4, track 20</i></span></p> <p>Praise Him, praise Him, All ye little children, God is love (powerful, holy), God is love (powerful, holy), Praise Him, praise Him, All ye little children, God is love (powerful, holy), Praise Him, praise Him, All ye little children, God is love (powerful, holy).</p> <p><b>Tie-in:</b> "Children God is so good, so powerful and so holy! Let's praise Him!"</p>
--	---

<p><b>Praise Song</b></p> <p><i>lyrics and sheet music, Appendix A</i></p>	<p><b>Praise Song: God Is So Good</b> <span style="float: right;"><i>DDD ESV Songs 4, track 21</i></span></p> <p>God is so good (powerful, holy), God is so good (powerful, holy), God is so good (powerful, holy), He's so good (powerful, holy) to me.</p> <p><b>Tie-in:</b> "Children God is so good, so powerful and so holy! Let's praise Him!"</p>
--	--

**3. TAKING ACTION: Response Activities** *(choose from among these activities)*






<p><b>Transition to Activities</b></p>	<p>★ Well, Deep Down Detectives, you've done a great job diggin' deep down for answers in the truths of God's Word. Now it's time to enjoy some activities."</p> <p><i>Tell children what activity/s you are providing for them: either free play or some of the response activities listed below. When you are ready to dismiss them, use this song to help the children transition in an orderly fashion to their next activity.</i></p>
--	--

<p><b>Classroom Song, verse 2</b></p> <p><i>lyrics and sheet music, Appendix A</i></p>	<p>"Children, let's sing our Time to Play Song. When we are finished you may get up and walk over to our next activity."</p> <p><b>Classroom Song, verse 2</b> <span style="float: right;"><i>DDD ESV Songs 4, track 2</i></span></p> <p>We've gathered together to worship God, We've gathered together to worship God, And now it's time to play.</p> <p><i>Dismiss the children to whatever activities you have prepared for them to do.</i></p>
--	---

**Lesson Plan: Big Question 4, Bible Truth 3**



use with all THREE lessons

**3. TAKING ACTION: Response Activities** (choose from among these activities) ★ = short & simple lesson plan

<p><b>Response Activities</b></p>	<p>Choose one or more activities appropriate for your children, based on classroom time and developmental needs. <b>Add the Discussion Sheet to any activity for deeper learning.</b> ★</p>
<p><b>Bible Verse Memory Game</b></p> <p><i>game directions, Appendix B</i></p>	<p>Though listed with the opening activities, you may choose to use this Bible verse game here instead (or as a repeat).</p> <ul style="list-style-type: none"> <li>• Lesson 1 Game: Block Clapping</li> <li>• Lesson 2 Game: Meet, Greet and Keep It Up</li> <li>• Lesson 3 Game: Bean Bag Catch</li> </ul> <p>Use the Discussion Sheet with this activity for even deeper learning ★</p>  <p>Discussion Questions</p>
<p><b>Music, Movement &amp; Memory Activity</b></p> <p><i>game directions, Appendix B</i></p>	<p>A music activity that uses the songs from the Bible Truth and Big Question unit.</p> <ul style="list-style-type: none"> <li>• DDD Songs for this Bible Truth, plus:</li> <li>• Lesson 1 Activity: Egg Shakers</li> <li>• Lesson 2 Activity: Jingle Bell Hands</li> <li>• Lesson 3 Activity: Big Voice, Little Voice</li> </ul> <p>Use the Discussion Sheet with this activity for even deeper learning ★</p>  <p>Discussion Questions</p>
<p><b>Bible Story Review Game</b></p> <p><i>game directions, Appendix B</i></p>	<p>A game that uses the storyboard pictures from the story to review the story.</p> <ul style="list-style-type: none"> <li>• Lesson 1 Game: Look Who's Coming Down the Tracks</li> <li>• Lesson 2 Game: Can You Remember?</li> <li>• Lesson 3 Game: Clothespin Line Up and Drop</li> </ul> <p>Use the Discussion Sheet with this activity for even deeper learning ★</p>  <p>Discussion Questions</p>
<p><b>Coloring Pages/ Take Home Sheets</b></p> <p><i>in Appendix C</i></p> <p>★</p>	<p>A coloring page related to the lesson assignment question is provided for each lesson. On the back of each are the key concepts, a few questions and a song for parents to use with their children.</p> <p>NOTE: Upgrade your coloring sheet to a more interesting craft by offering simple embellishments, such as jiggly eyes, craft sand, glitter, glitter glue, colored paper dots (made with a hole punch), fabric scraps, etc. Make cut-to-size glued-on clothes, hair, etc for characters by using a copy of the coloring sheet, cutting out the selected portions and making them the patterns for whatever you want to cut out of fabric, paper, foil, etc.</p> <ul style="list-style-type: none"> <li>• Lesson 1 Coloring Sheet Emphasis: Bible Truth</li> <li>• Lesson 2 Coloring Sheet Emphasis: Bible Verse</li> <li>• Lesson 3 Coloring Sheet Emphasis: ACTS Prayer</li> </ul> <p>Use the Discussion Sheet with this activity for even deeper learning ★</p>  <p>Discussion Questions</p>
<p><b>Extra Crafts: Big Question Craft</b></p> <p><i>in Appendix C</i></p> <p><b>Bible Verse Craft</b></p> <p><i>in Appendix C</i></p> <p><b>Bible Story Puzzle</b></p> <p><i>in Appendix C</i></p>	<p><b>These crafts are slightly more complex than the coloring/take home sheets:</b></p> <p><b>The Bible Concept Go-and-Tell Craft</b> is a craft that summarizes the Bible concept and includes the Bible verse is included for those desiring more than a coloring sheet. This more complex craft will involve gluing, sticking, etc. Can be used at any time.</p> <p>The <b>Bible Story Coloring Sheet</b> provides a tie in between the Bible story and the Bible truth they are learning.</p> <p>The <b>Storyboard Picture Placement Page</b> has been made into a puzzle that can be cut out and re-assembled by the children. This provides a nice summary of the story.</p> <p>Use the Discussion Sheet with these activities for even deeper learning ★</p>  <p>Discussion Questions</p>
<p><b>Free Play Activities</b></p> <p><i>ideas in Appendix D</i></p>	<p>Offer your own or some of the easy-to-make, free play activities suggested in Appendix D.</p>

**4. CLOSING CIRCLE TIME** *(End-of-session activities for the last 5-10 minutes of class time)*

 = short & simple lesson plan

<p><b>Transition to Closing Circle</b></p> <p><b>Classroom Song, verse 3</b></p> <p><i>lyrics and sheet music, Appendix A</i></p>	<p><i>Use this song to help the children transition in an orderly fashion. Start singing this song and ask the children to gather with you for Closing Circle Time.</i></p> <p><b>Classroom Song, verse 3</b> <span style="float: right;"><i>DDD ESV Songs 4, track 3</i></span></p> <p>It's time to get ready to go and tell, It's time to get ready to go and tell, Come gather here with me.</p>
<p><b>Closing Circle Time</b></p> <p><b>Classroom Song, verse 4</b></p> <p><i>lyrics and sheet music, Appendix A</i></p>	<p><i>When children are settled in the circle, say:</i></p> <p>"It's almost time for your parents to come pick you up. And do you know what that means? It means.... (draw this out to build anticipation and excitement)...that it's almost time to go home and...it's almost time to...Go and Tell! We have learned some big news about God today. God wants us to take and tell it to the whole world!"</p> <p><b>Classroom Song, verse 4</b> <span style="float: right;"><i>DDD ESV Songs 4, track 4</i></span></p> <p>So what's our big news to go and tell, So what's our big news to go and tell, Can you tell me now?</p>
<p><b>Big News to Tell</b></p> <p><b>Big Question 4</b></p> <p><i>VISUAL AID</i></p> <p></p> <p><i>*found in the DDD Unit 4 Visual Aids, ESV Book</i></p> <p><i>lyrics and sheet music, Appendix A</i></p> <p><b>Big Question 4, Bible Truth 3</b></p> <p><i>VISUAL AID</i></p> <p></p>	<p>"Let's see....there's so much big news to tell! There's so much we've learned!</p> <p>First of all, can you tell me the answer to our <b>Big Question: "Can Anybody Tell Me What the LORD Is Like?"</b> <i>Hold up the Bible Truth Clue Picture.</i></p> <p>Say the answer with me: <b>"He's Not Like Anyone Else!"</b></p> <p><i>(If desired, you can sing one/both of the Big Question songs.)</i> <span style="float: right;"><i>DDD ESV Songs 4, tracks 12,13</i></span></p> <p>And what's one way He does this? What did we learn? <i>Point to the picture.</i></p> <p><b>He is God the Father, Son and Holy Spirit: One God, but Three Persons!</b></p> <p>"And how do I know this is true? Can you tell me? Say it with me: <b>"The Bible tells me so!"</b> That's right!</p>
<p><b>Big Question 4 Bible Truth 3 Bible Verse</b></p> <p><i>VISUAL AID</i></p> <p></p> <p><i>*found in the DDD Unit 4 Visual Aids, ESV Book</i></p> <p><i>lyrics and sheet music, Appendix A</i></p>	<p>We learned: <b>2 Corinthians 13:14, ESV</b></p> <p>"The grace of the Lord Jesus Christ and the love of God and the fellowship of the Holy Spirit be with you all."</p> <p><b>Learn a Little:</b> "The grace of the Lord Jesus Christ and the love of God and the fellowship of the Holy Spirit be with you all."</p> <p><b>What does that mean?</b></p> <p>What wonderful gifts God, the Father, Son, and Holy Spirit give to God's people! Jesus gives them the free, undeserved gift of salvation through faith in Him. God, the Father loves His people so much that He gave Jesus to die for them. And, He continues to love them every day of their lives. The Holy Spirit lives inside them, giving them closeness with God (fellowship). He helps them to know, love and obey God better.</p> <p><i>(If desired, you can sing the Bible verse song.)</i> <span style="float: right;"><i>DDD ESV Songs 4, track 26</i></span></p>

**4. CLOSING CIRCLE TIME, continued**



= follow the stars for a short & simple lesson plan

<p><b>Closing ACTS Prayer Time</b></p> <p><b>ACTS Prayer Chant</b></p> <p><i>lyrics and sheet music, Appendix A</i></p>	<p><i>Let's ask God to help us to remember this and even tell others this good news. Let's get ready and pray our ACTS prayer.</i></p> <p><i>And what does ACTS mean? Let's sing/say our ACTS Prayer Chant!</i></p> <p><b>ACTS Prayer Chant Song</b> <span style="float: right;"><i>DDD ESV Songs 4, tracks 10,11</i></span></p> <p>A, Adoration, God, we praise You!                  C, Confession, Forgive us our sins.                  T, Thanksgiving, Thank You for Jesus,                  S, Supplication, Help us to live like Him.</p> <p style="text-align: right;">That's the ACTS prayer, my friend,                  Bow your head, Close your eyes, Shhh,                  Let's begin.</p>
<p><b>Closing ACTS Prayer</b></p>	<p>"Let's pray!"</p> <p><i>Lead the children in the ACTS prayer for this Bible Truth.</i></p> <p><b>A</b> We praise You, God, that You are the great and awesome God. There is no God like you. You are God the Father, God the Son, and God the Holy Spirit: three Persons, but just one God!</p> <p><b>C</b> God, there is nothing as wonderful as knowing You and living for You, but too many times we choose to turn away from You. We choose to not trust You. We choose to do things our own way, instead of Your good way. We need a Savior!</p> <p><b>T</b> Thank You, God, for sending Jesus to forgive our sins. Thank You that because of Him, we can enjoy knowing You.</p> <p><b>S</b> God, work in our hearts. Help us to turn away from our sins and trust in Jesus as our Savior. Help us to know Your wonderful love. Give us what we need to live for You, through Jesus. Send the Holy Spirit to live in our hearts and change us. In Jesus' name we pray, Amen.</p>
<p><b>5. TAKING IT HOME</b> <i>(Take Home Sheet)</i></p>	
<p><b>Clean up and Dismissal</b> </p>	<p>"Now it's time to work together and clean up."  <i>Have the children join you in cleaning up the room.</i></p>
<p><b>Coloring Pages/ Take Home Sheets</b> </p> <p><i>in Appendix C</i></p>	<p><i>Give out the craft/take home sheet and any other papers from the session, as you dismiss children from class.</i></p> <p><i>(Reminder: The back side of the coloring page is the take home sheet for each lesson.)</i></p>
<p><b>Bible Story to Take-Home</b></p> <p><i>in Appendix C</i></p>	<p>You may also want to include a copy of the story along with the take home sheet. (However, each coloring sheet/take home sheet includes a note to parents telling where they can download the story from the Parent Resources section on the website.)</p>

**The Case of the Savior, from Start to Finish***Genesis, The Gospels***Story-telling Tips**

Ahead of time:

1. Read the Bible verses and story. Pray!
2. Choose story action cues and/or prepare storyboard figures, if using. (Included in Visual Aids book)
3. Practice telling story with the storyboard pictures, timing your presentation. Shorten, if necessary.

During your presentation:

1. Maintain as much eye contact as possible as you tell the story.
2. Put up storyboard figures/add story action cues as you tell the story. Allow the children to help you put them on the board, if desired.
3. Include the children in your story with a few questions about what they think will happen or words/concepts that might be new to them.
4. Watch the kids for signs that their attention span has been reached. Shorten, if necessary.

**INTRODUCTION/ LISTENING ASSIGNMENTS**

**“Our story is called: The Case of the Savior, from Start to Finish. Here is your listening assignment.”** Read from Detective Dan’s Listening Assignment signs, but questions are summarized below:

**Detective Dan’s Lesson #1 Listening Assignment:**

I need to know:

1. Who was the Three-in-One?
2. When was His plan?

**Detective Dan’s Lesson #2 Listening Assignment:****Our Bible Verse is 2 Corinthians 13:14, ESV**

“The grace of the Lord Jesus Christ and the love of God and the fellowship of the Holy Spirit be with you all.”

I need to know:

1. How did God the Father show His love to people?
2. What wonderful gift of grace did Jesus give us? How did He make it possible for us to have the fellowship of the Holy Spirit in our hearts?

**Detective Dan’s Lesson #3 Listening Assignment:**I found six clues, but two of them are **NOT** in the story.

They are: a guitar, a hammer, a tomato, a soldier, a dove, and a man named John.

*Hold each of them up for the children to see as you identify them.*

I need to know:

1. Which four belong in the story and which two don’t?
2. What did God give John to help people repent of their sins and get ready for Jesus?

**Read the assignment questions, THEN SAY,**

“Ok, Deep Down Detectives! Put on your best listening ears and see if you can hear the answers to Detective Dan’s questions. When I finish telling the story, we will see if we can answer all the questions.”

*Read the Bible Truth story, answer questions, present the gospel and lead in prayer.*

*Answers to questions; the gospel; and, ACTS prayer are included with the story text.*

**The Case of the Amazing Plan of the Three-in-One***Matthew 3:11-17; Mark 1:7-11; Luke 3:15-18, 21-23; John 1:19-34**Story with lines separating paragraphs (text in bold, optional interaction cues in italics)*

**Long, long ago, there was a time before this world was made.**

**There were no mountains, no stars, no oceans, no plants. There were no birds, no animals, no fish, and no people. There was just the LORD, the one, true God.**

**Now that might sound very lonely, but actually it was Perfect Wonderfulness—the most wonderful thing anyone can ever know. Why? Because while the LORD IS just one, true God, He is something else that is very, very special. He is God the Father, Son and Holy Spirit: three Persons, but just one God. Three-in-One. And the friendship—the fellowship—that He enjoyed in Himself was better than anything we can ever imagine. And that’s why I call it “Perfect Wonderfulness.”**

**The LORD did not need this world or anything in it to be happy. He was perfectly happy in Himself. But nonetheless, He wanted to make this world. He had a plan for it. A plan to create a people for Himself. A people to share in His Perfect Wonderfulness with Him forever.**

**So way back in the beginning, God began His plan for the world and for His people. He created it all beautifully and perfectly—both the heavens and the earth. And last of all, He made the first people who would share in that Perfect Wonderfulness with Him.**

**Do you know the names of those first people who God created?**

*What are their names?*

**They were named Adam and Eve.**

**How wonderful life was for Adam and Eve! God placed them in a beautiful garden with everything they needed. Best of all, He gave them Himself. He gave them a spirit—a special heart. And through this spirit, Adam and Eve knew and loved God. They enjoyed His Perfect Wonderfulness. They obeyed Him and trusted Him. They loved their beautiful home. Yes, life was very wonderful with nothing wrong in it at all!**

**But then God’s enemy came. He tricked Adam and Eve into disobeying God. They thought they would be happier doing things their own way; but, oh, they were not! They lost their beautiful home and the perfect love they had for each other. Now, their bodies would get sick and one day would die. Now, they and all their children after them would live in world broken with sin. Worst of all, they lost the bit of God’s Perfect Wonderfulness they had in their hearts... and they deserved to stay separated from God forever. Oh, what a very, very sad day!**

**But God is so kind. He knew what people would do even before He even created them. And back then, before the beginning, He had already woven their RESCUE into His plans for the world. And what an amazing rescue it would be! Can you guess who He would send?**

*Can you guess?*

**He planned to send Jesus, the Son of God. Yes, Jesus would choose to leave heaven and the full, close fellowship of Perfect Wonderfulness with God, His Father and the Holy Spirit. Down, down, down to earth He would go. He would make the way to save God’s people. He would rescue them, so they could share in God’s Perfect Wonderfulness once more.**



*Story with lines separating paragraphs (text in bold, optional interaction cues in italics)*

**So, at just the right time, Jesus was born a baby in Bethlehem. He was still the Son of God, but now He was a human, too.**

**Life on earth was not like the Perfect Wonderfulness Jesus fully enjoyed in heaven. Can you imagine what it would be like to leave behind all that Perfect Wonderfulness and live in this broken world? Oh, how God must love us, that He would choose to do this to save us!**

**Every day, Jesus prayed to His Father and was helped by the Holy Spirit. But He looked forward to the day when He would once more enjoy that full, Perfect Wonderfulness with God, His Father and the Holy Spirit in heaven. And Jesus knew that because of what He was doing for God's people on earth, that they would get to be in heaven with Him, knowing and enjoying God fully. That was worth it all!**

**So...for thirty, long years, Jesus lived here on earth. He grew up, up, up until He was a man. He slept and he played. He did His chores and learned a job. And all the while, Jesus never, ever did anything wrong. He was preparing to be our perfect Savior.**

**Then one day, Jesus was done playing. He stopped doing His chores and put down His tools. He left His home in Galilee and He headed to the River Jordan, far away in the wilderness.**

**Why did Jesus leave His home and go to the River Jordan? Was He hot and wanted to cool off? Did He want to go fishing? Was He going on vacation?**

*Why do you think Jesus went to the River Jordan?*

**No, Jesus wasn't going there for any of those reasons. Jesus was going down to the River Jordan because it was time to complete God's amazing rescue plan. And, it would start out there, at the River Jordan, with His funny-looking, funny-living cousin who lived there.**

*Do you know his name?*

**It was a man named John.**

**Yes, John certainly looked funny! He never cut his hair or his beard. And he wore camel's hair for clothes!**

**John certainly lived funny, too...out there in the desert-y wilderness, eating nothing but wild honey and hoppy, bumpy, crunchy locusts for food. Yum! Yum!**

**But John looked this way and lived this way for a very good reason: God had told him, too. God was preparing John for a special job. God would use him to get the people ready for Jesus.**

**At just the right time, John started preaching the message God gave him: "It's time! The LORD is sending His Savior! Repent! Stop disobeying God and turn back to Him! Be baptized! Show that you want to live for God! Make sure you are ready for the Savior when He comes!" John told all who came out to the River Jordan to listen to him.**

**All kinds of people came. Strong, army soldiers. Bad, cheating men like tax collectors. Other people came to listen, too. What do you think happened as they listened to this funny-looking, funny-living man?**

*What do you think happened?*

*Story with lines separating paragraphs (text in bold, optional interaction cues in italics)*

**God used John's words to work in the hearts of many and help them repent of their sins. Down into the water they waded with John and were baptized. They wanted to be ready for the Savior!**

**At last came the day everyone was waiting for--the day when Jesus left his home and went down to the Jordan River.**

**"He's here! The Savior I told you about," John exclaimed to the crowd down at the river that day. "He's come to take away God's punishment for your sins!"**

**"I've come for you to baptize Me," Jesus told John.**

**"Why should I baptize you, Jesus? You don't need to be baptized. You never disobey God," John told Jesus.**

**"Yes, but this is something I must do to be the Savior." Jesus replied. At last, John agreed.**

**Into the water John and Jesus waded. John lowered Jesus down under the water, then brought Him back up again.**

**Jesus came out of the water, and prayed to God. And as He prayed, something amazing happened. The heavens opened up and Someone came down. Can you guess who?**

**The Holy Spirit came down like a dove and rested upon Jesus. Then from heaven, God the Father spoke: "This is my dear Son whom I love so much! I am so very pleased with Him," He said. Together, God the Father, Son and Holy Spirit--the great God who was Three-in-One-- would carry out God's amazing plan to save His people!**

**Now it was time for Jesus' work to begin. Now He would begin to tell people how they could be saved. Soon He would suffer and die for their sins. It would be so very hard to complete God's good plan, but Jesus was willing to do it. From start to finish He would be the Savior! He would make the way for us to share in the Perfect Wonderfulness of God once more.**

**Over the next, three years, everything worked out just exactly as it was supposed to. Jesus taught the people about God, His Father. He did amazing things, showing them that He was the Son of God, come to save them. And He promised to one day send the Holy Spirit to live in their hearts as their Helper.**

**Then came the saddest and hardest and most amazing part of God's plan: the day when Jesus chose to suffer and die on the cross as the full payment for the sins of God's people. Yes, for all who would every turn from their sins and trust in Him as their Savior, Jesus took their punishment that day so that they could be FORGIVEN once and for all!**

**Then, on the third day, Jesus rose from the dead, showing He had really beaten sin and death for them.**

**Jesus' work was done. It was time to go back home-- back up to heaven to enjoy all of the Perfect Wonderfulness of fellowship with God, the Father and Holy Spirit again. What a wonderful day that was!**

**And what special helper did Jesus remember to send to God's people?**

*Can you remember who it is?*

**Jesus sent the Holy Spirit to live in the hearts of God's people. Now, they could share in a little bit of the Perfect Wonderful of fellowship with God, right here on earth! But this was only a beautiful, tiny taste of the life they would have with God forever in heaven. There, at last, they will get to enjoy all of the Perfect Wonderfulness of God that they possibly can! Oh, how wonderful!**

**Cracking the Case:** (story wrap-up for Listening Assignments)

It's time to see how we did with our Listening Assignment.

**Detective Dan's Lesson 1 Listening Assignment:**

**1. Who was the Three-in-One?** The LORD, the one, true God, is the Three-in-One. He is one God, but three persons—God the Father, Son and Holy Spirit.

**2. When was His plan?** It was a plan to love a people for Himself and save them through Jesus.

**For You and Me:**

We can be some of those people who God loves and saves when we turn away from our sins and trust in Jesus as our Savior. Ask God to help you! He loves to do this!

**Detective Dan's Lesson 2 Listening Assignment:  
Our Bible Verse is 2 Corinthians 13:14**

"The grace of the Lord Jesus Christ and the love of God and the fellowship of the Holy Spirit be with you all."

**I need to find out:****1. How did God the Father show His love to people?**

God the Father showed His love by always planning to save them through His Son, Jesus.

**2. What wonderful gift of grace did Jesus give us?**

**How did He make it possible for us to have the fellowship of the Holy Spirit in our hearts?** Jesus gave us the gift of paying for our sins by He suffering and dying on the cross. When we turn from our sins and trust in Jesus as our Savior, God will forgive our sins and give us a new heart. The Holy Spirit comes to live in this brand-new heart. Without Jesus, no one would ever get to know God, have the Holy Spirit in their hearts, or go to live God in heaven.

**For You and Me:**

Jesus can be our Savior, too, when we turn away from our sins and trust in Him as our Savior. Then, the Holy Spirit will come and live in our hearts and we will get to enjoy a little of the Perfect Wonderfulness of God now. And one day, when we go to live with God, we will get to enjoy as much of God's Perfect Wonderfulness that we can possibly know.

**Detective Dan's Lesson 3 Listening Assignment:**

Our six clues were: a guitar, a hammer, a tomato, a soldier, a dove, and a man named John.

**1. Which four belong in our story?**

The hammer, soldier, dove and John belong. The guitar and the tomato do not.

**2. What did God give John to help people repent of their sins and get ready for Jesus?**

God used the message He gave John.

**For You and Me:**

God still uses His messages to help us, today. His messages are written down in His Word, the Bible. He loves to work in our hearts as we hear His Word. He can help us to repent of our sins and trust in Jesus as our Savior. Ask Him to help you! He loves to answer this prayer!

**The Gospel** (story wrap-up if NOT using Listening Assignments)**Our Bible Truth is:****Can You Tell Me What the LORD Is Like?****He's Not Like Anyone Else!****He is God the Father, Son and Holy Spirit:****One God, but Three Persons!**

What an amazing plan the LORD, the great Three-in-One, had to save us! How wonderful that Jesus would come to earth to be our Savior! And He will most certainly be our Savior, when we turn away from our sins and trust in Him to save us. And if we do, God will not only forgive us and make us His special, dearly-loved people, but He will send the Holy Spirit to live in our hearts. He will help us enjoy a little of the Perfect Wonderfulness of fellowship with God. He will help us know God and live for Him. But the Holy Spirit inside our hearts is only a little of what it will be like when God's people go to live with God. There, they will know all of His Perfect Wonderfulness that they can possibly know. Ask God to help you trust in Jesus as your Savior and become one of His people! He loves to answer this prayer!

*Close in prayer.*

**Closing ACTS Prayer**

- A** We praise You, God, that You are the great and awesome God. There is no God like you. You are God the Father, God the Son, and God the Holy Spirit: three Persons, but just one God!
- C** God, there is nothing as wonderful as knowing You and living for You, but too many times we choose to turn away from You. We choose to not trust You. We choose to do things our own way, instead of Your good way. We need a Savior!
- T** Thank You, God, for sending Jesus to forgive our sins. Thank You that because of Him, we can enjoy knowing You.
- S** God, work in our hearts. Help us to turn away from our sins and trust in Jesus as our Savior. Help us to know Your wonderful love. Give us what we need to live for You, through Jesus. Send the Holy Spirit to live in our hearts and change us.

In Jesus' name we pray, Amen.

***Go to Lesson Plan, p.9 for the script to the rest of the lesson.***

# Deep Down Discussion Sheet

use with all THREE lessons

Use with all response activities for deeper learning



P.1

Questions to aid discussion of the key concepts and for use in games

Be familiar with these questions and answers. Look for opportunities to ask questions and discuss their answers, such as while the children work on their coloring pages, as part of their response games, or during play time. Remember: your goal isn't to ask all these questions or only talk to the children about these things. It is to be deliberate in having good conversations with them, however much or little you have.

<p><b>BIG QUESTION</b></p> <p><b>Meaning</b></p> <p><b>Discussion Questions</b></p>	<p>Can Anybody Tell Me What the LORD Is Like? He's Not Like Anyone Else!</p> <p>There are many gods that people worship, but none is like the LORD. He is the one, true God. He's not like anyone else! He's always been alive--and He will never die. He's completely good and loving. He's all-powerful and all-wise. And that's just the beginning of what the LORD is like. He is so great! There will always be more of Him to know.</p> <p><i>choose a few</i></p> <ol style="list-style-type: none"> <li>1. Can anybody tell me what the LORD is like? <i>He's not like anyone else!</i></li> <li>2. Do people worship many different gods? <i>Yes, they do.</i></li> <li>3. Are all gods the same as the LORD? <i>No, there is no other god like the LORD.</i></li> <li>4. Who is the one, true God? <i>The LORD.</i></li> <li>5. How long has God been alive? <i>He's always been alive.</i></li> <li>6. When will God die? <i>Never!</i></li> <li>7. How good and loving is God? <i>He is completely good and loving!</i></li> <li>8. How powerful is the LORD? <i>He is all powerful.</i></li> <li>9. How wise is the LORD? <i>He is all wise!</i></li> <li>10. Will we ever know everything there is to know about God? <i>No, there will always be more of Him for us to know.</i></li> </ol>
<p><b>BIBLE TRUTH</b></p> <p><b>Meaning</b></p> <p><b>Discussion Questions</b></p>	<p>He's Not Like Anyone Else...He is Father, Son and Holy Spirit: One God, but Three Persons!</p> <p>God is just one God, but He is three Persons—Father, Son, and Holy Spirit. God has always enjoyed perfect love and happiness within Himself. He has never needed anyone else to be happy.</p> <p>The Father, Son, and Holy Spirit work together to do wonderful and mighty things. God the Father has plans for the world. Jesus is God's Son. He does what the Father plans. He came to earth to save God's people. The Holy Spirit is God, too. He also does what the Father plans. He works in God's people's hearts so they can know God and live for Him. One God, but three Persons! Who has ever heard of that?! God is not like anyone else, is He?</p> <p><i>choose a few</i></p> <ol style="list-style-type: none"> <li>1. How many gods are there? <i>Just one, true God.</i></li> <li>2. What are the three persons of God? <i>God, the Father; God, the Son and God, the Holy Spirit.</i></li> <li>3. What do God the Father, Son and Holy Spirit enjoy together? <i>Perfect love and happiness.</i></li> <li>4. What do God The Father, Son, and Holy Spirit work together to do? <i>Wonderful and mighty things.</i></li> <li>5. Who has plans for the world? <i>God the Father.</i></li> <li>6. Who does what God the Father has planned? <i>God, the Son and God, the Holy Spirit.</i></li> <li>7. What is the name of God, the Son? <i>Jesus.</i></li> <li>8. Who came to earth to save us? <i>Jesus, God, the Son.</i></li> <li>9. Who works in people's hearts so they can know God and live for Him? <i>God, the Holy Spirit.</i></li> <li>10. Is anyone else like God: three person but just one God? <i>No. No one else is like Him.</i></li> </ol>

**Deep Down Discussion Sheet**

use with all THREE lessons

**P.2**

Questions to aid discussion of the key concepts and for use in games

<p><b>THE GOSPEL</b></p>	<p>What is God’s good news for you and me? <i>The gospel! The LORD is not like anyone else...He is God the Father, Son and Holy Spirit: Three Persons, but just one God! God the Father, Son and Holy Spirit always work together to carry out God’s plans. The most amazing of all God’s plans has been to save sinful people like you and me. God the Father chose to send His Son, Jesus to earth. He came to save us from the punishment we deserved for our sins when He suffered and died on the cross. On the third day, Jesus rose from the dead, showing He had really beaten sin and death. Now all who turn from their sins and trust in Jesus as their Savior are forgiven their sins and adopted by God as His dearly-loved people. God sends His Holy Spirit to live in their hearts so they can know special closeness with Him now. And when they die, they will go to live with God and enjoy all of His Perfect Wonderfulness forever. God can help you become one of His people, too! Ask Him to help you!</i></p>
<p><b>BIBLE TRUTH BIBLE VERSE</b></p> <p><b>Meaning</b></p> <p><b>Discussion Questions</b></p> <p><i>choose a few</i></p>	<p>“The grace of the Lord Jesus Christ and the love of God and the fellowship of the Holy Spirit be with you all.” --2 Corinthians 13:14, ESV</p> <p><b>Learn a Little:</b> “The grace of the Lord Jesus Christ and the love of God and the fellowship of the Holy Spirit be with you all.”</p> <p>What wonderful gifts God, the Father, Son, and Holy Spirit give to God’s people! Jesus gives them the free, undeserved gift of salvation through faith in Him. God, the Father loves His people so much that He gave Jesus to die for them. And, He continues to love them every day of their lives. The Holy Spirit lives inside them, giving them closeness with God (fellowship). He helps them to know, love and obey God better.</p> <ol style="list-style-type: none"> <li>1. What wonderful gift does Jesus give God’s people? <i>Grace--the free gift of being forgiven of their sins and adopted as God’s people. The free gift of everything they need to keep on living for God the rest of their lives.</i></li> <li>2. What wonderful gift from God (the Father) to His people does this verse tell us about? <i>His love for them--that He would chose to send His one and only Son to save us.</i></li> <li>3. Whose fellowship (special closeness) do God’s people enjoy in their hearts? <i>The fellowship of the Holy Spirit. He lives in their hearts and helps them love God and obey Him more and more.</i></li> <li>4. How can we enjoy these wonderful gifts? <i>By turning away from our sins and trusting in Jesus as our Savior.</i></li> </ol>
<p><b>BIBLE STORY</b></p> <p><b>Discussion Questions</b></p> <p><i>choose a few</i></p>	<p><b>The Case of the Amazing Plan of the Three-in-One</b></p> <ol style="list-style-type: none"> <li>1. What was life for the LORD like before He created the world? <i>It was Perfect Wonderfulness--the most enjoyable life anyone could ever imagine.</i></li> <li>2. What made God perfectly happy even before there was anything else? <i>The fellowship He had as God the Father, Son and Holy Spirit.</i></li> <li>3. Who made a plan to love and save His people, before the world was created? <i>The LORD did.</i></li> <li>4. What did people do that broke their friendship they with God? <i>They chose to disobey Him.</i></li> <li>5. What had God already woven into His plan, before He created the world? <i>How He would rescue His people from their sins so they could know His love forever.</i></li> <li>6. Why did Jesus come to John? <i>To be baptized and to get ready to tell people about God and how they could be saved.</i></li> <li>7. Why did John not want to baptize Jesus? <i>Because Jesus never sinned. Baptism was for people who sinned.</i></li> <li>8. What did God the Father say to Jesus when Jesus was being baptized? <i>“This is My Son. With Him I am well pleased.”</i></li> <li>9. What did the Holy Spirit do when Jesus was being baptized? <i>Came down and landed upon Jesus as a dove would.</i></li> <li>10. Why would Jesus leave somewhere as wonderful as heaven to come to earth with all its brokenness to save us? <i>Because God loved us so much and because it was God’s good plan.</i></li> <li>11. How can we be saved? <i>By turning away from our sins and trusting in Jesus as our Savior.</i></li> </ol>