

DEEP DOWN DETECTIVES

**Curriculum Resources
for Unit 4, Bible Truth 2:**



**Can Anybody Tell Me
What the LORD Is Like?
He's Not Like Anyone Else...**

He is the One, True God!

Session Prep (especially good for newbies!)

Pray!



Pray for the Holy Spirit to be at work in your and the children's hearts.

Review



If new to the curriculum, look at the **Getting Started with Deep Down Detectives section of the Core Curriculum book.** (p.5) It will be especially helpful to read through the Deep Down Detectives section of **The Praise Factory Tour: Extended Version Book.** This is a visual way to understand what goes on in the classroom. (A pdf of the book is found in the samples section on the website.)

Look through and Learn the Lesson



Read over **lesson plan.** Practice any **songs or action rhymes** you are using. Choose/make up motions to go with these. Choose less with younger children and more with older preschoolers. **Practice the lesson with the visual aids** and using the Big Question Box/Briefcase.

Read and Rehearse the Bible Story with Pictures



Read the Bible story from the Bible. Read the curriculum version. Practice telling it with the storyboard pictures. (If you have not previously laminated the story pictures, do that now.) Or, rehearse it from the Simple Story Scenes, if you are using those.

Let There Be Music



Download the music and listen to the songs. Choose which of the songs you will use with the children. If using live musicians, make sure they have the sheet music (Appendix A, Core Curriculum book).

Put the Props in Place



1. Prepare your Visual Aids. Put the Big Question, Unit Bible Truths, Bible Truth, Bible Verse, and Listening Assignment signs, as well as the Bible Story script in one side of the Bible folder.
2. Get out your storyboard. If using Simple Story Scenes, put these in your Bible Folder. Or, if using the individual storyboard figures, put all background pictures in place (they have a BG by the number). Put the rest of the storyboard pictures (these have a SB by the number) in order of use in the other side of the Bible folder.
3. Put the DDD Bible Folder as well as the Big Question sign in the Big Question Box/Briefcase and shut it. If your box/briefcase has locks and you want to use the unlocking the box as part of your session, lock it now....but make sure you have the key or know the code first.
4. Prepare the music CD or sheet music or mp3 device for use in your session.

Set Out Free Play Activities



Choose and set up free time activities you will use with the children. Choose a variety of different activities that will be enjoyed by different types of children. Rotate the activities you provide to keep them interesting and fresh to your children. (Suggestions in Appendix D, Core Curriculum books.)

Prepare Any Activities



Choose which (if any) of the Bible Truth games and crafts activities you want to use in the session. Bear in mind your time frame as well as the developmental abilities and attention span of your children as you decide which/how many to prepare. **Look over the Discussion Sheet** and choose a few questions you might use to spark discussion with the children as they do their activities (especially good for ages 3's+). Pray for God to give you opportunities to talk about these things with the children.

Let Them Take It with Them



Make copies of the craft/take home sheets, if you are not already using them as one of your activities. You may also want to make copies of the story (see take-home version of each story included in Appendix C with the other take home resources) to have for parents to use with their children at home. There's a link on each craft/take home sheet to the story, if you don't make hard copies.

Store It



After your session is over, collect the resources and store them for future use. This curriculum can be used over and over for years to come.

Unit 4: The God Like None Other

UNIT OVERVIEW

There are many gods that people worship, but none is like the LORD. He is the one, true God. He's not like anyone else! He's always been alive--and He will never die. He's completely good and loving. He's all-powerful and all-wise. And that's just the beginning of what the LORD is like. He is so great! There will always be more of Him to know.

In this unit we will learn eight, amazing ways that the LORD is not like anyone else!

UNIT BIBLE VERSE: 1 Kings 8:23

"O LORD... there is no God like you in heaven above or on earth below."

BIG QUESTION UNDER INVESTIGATION: Can Anybody Tell Me What the LORD Is Like?

ANSWER: He's Not Like Anyone Else!

OPTIONAL Big Question 4 INTRODUCTION LESSON (Use Hide 'n' Seek Kids Unit 4 Material)

Story: The Case of the Big Showdown *Exodus 1-12*

Bible Verse: 1 Kings 8:23

BIBLE TRUTH 1: He is a Glorious Spirit (3 Lessons Available)

Story: The Case of the Day of Blazing Brightness *1 Kings 6:8; 2 Chronicles 3-4,6-7*

Bible Verse: John 4:24

➔ BIBLE TRUTH 2: He Is the One, True God (3 Lessons Available)

Story: The Case of the Fight with Fire *1 Kings 18*

Bible Verse: Psalm 86:8,10

BIBLE TRUTH 3: He is God the Father, Son and Holy Spirit: One God, but Three Persons

(3 Lessons Available)

Story: The Case of the Amazing Plan of the Three-in-One *Matthew 3:11-17; Mark 1:7-11;*

Luke 3:15-18, 21-23; John 1:19-34

Bible Verse: 2 Corinthians 13:14

BIBLE TRUTH 4: He Is Everywhere, All the Time (3 Lessons Available)

Story: The Case of the God Who Would Never Leave *Genesis 27-28*

Bible Verse: Psalm 139:1-3,7-10

BIBLE TRUTH 5: He Knows Everything There Is to Know (3 Lessons Available)

Story: The Case of the Missing Donkeys *1 Samuel 9*

Bible Verse: Daniel 2:20

BIBLE TRUTH 6: He Is Perfectly Holy, Purely Good (3 Lessons Available)

Story: The Case of the Tent that Had to Be Just So *Exodus 25-31,35-40; Leviticus 8*

Bible Verse: Isaiah 6:1-3

BIBLE TRUTH 7: He Can Do Anything He Wants to Do (3 Lessons Available)

Story: The Case of the Man with the Big Name *2 Kings 18-19; 2 Chronicles 32*

Bible Verse: Psalm 135:5-6

BIBLE TRUTH 8: He Is Always Faithful, Through and Through (3 Lessons Available)

Story: The Case of the Never-Forgotten Food *Exodus 16*

Bible Verse: Psalm 145:13,18,19

Deep Down Detectives NIV Songs 4 Track Numbers

This is a listing of all songs mentioned in the unit curriculum. You may or may not choose to use all of the songs. They are listed in easy-reference order--NOT in the order used in the curriculum.

You may choose to simply burn a CD/load them onto an mp3 device in this order. Or, you may want to do what we do: choose the songs we want to use and create a play list of them in that order. Then, we burn a CD/upload the play list onto an mp3 device. A teacher only has to click forward to the next song, instead of hunting for the right track. The track number have been included as part of the title of each song, so teachers will still have a reference to the track number listed in the curriculum (same as those listed below), even if you change the order on your customized play list.

SONGS USED EVERY UNIT OF THE CURRICULUM

- 1 The Classroom Song v.1
- 2 The Classroom Song v.2
- 3 The Classroom Song v.3
- 4 The Classroom Song v.4
- 5 Deep Down Detectives Theme Song
- 6 The Classroom Rules Song
- 7 Let's Pray Song
- 8 The Big Question Box Song
- 9 The Bible Chant Song
- 10 ACTS Prayer Song (Short Version)
- 11 ACTS Prayer Song (Full Version)

Why the Extra Songs?

Deep Down Detectives is a curriculum used by a wide age-span of kids. Sometimes one of the other songs is a better fit for your kids. Or, you may simply want to teach them more songs on the same Bible Truth. Use as many or as few as you want.

UNIT 4: THE GOD LIKE NONE OTHER

- 12 Big Q & A 4 Song
- 13 Big Question 4 Song: Can Anybody Tell Me What the LORD Is Like?
- 14 Inspector Graff's Rap: The ABC's of God
- 15 Big Question 4 Bible Verse Song: There Is No God Like You 1 Kings 8:23, NIV 1984
- 16 *Extra Big Question 4 Bible Verse Song: I Am God Isaiah 46:9,11, NIV 1984*
- 17 Big Question 4 Hymn: Praise Him, Praise Him, All Ye Little Children
- 18 Big Question 4 Praise Song: God Is So Good

Can Anybody Tell Me What the LORD Is Like? He's Not Like Anyone Else...

Bible Truth 1: He Is a Glorious Spirit

- 19 Bible Verse: God Is Spirit John 4:24, NIV 1984

Bible Truth 2: He Is the One, True God

- 20 Bible Verse: Among the Gods Psalm 86:8-10, NIV 1984

Bible Truth 3: He Is God the Father, Son and Holy Spirit: One God, But Three Persons

- 21 Bible Verse: May the Grace 2 Corinthians 13:14, NIV 1984

Bible Truth 4: He Is Everywhere, All the Time

- 22 Bible Verse: Where Can I Go? Psalm 139:7-10, NIV 1984
- 23 Bible Verse: From Heaven the LORD Looks Down Psalm 33:13-14, NIV 1984

Bible Truth 5: He Knows Everything There Is to Know

- 24 Bible Verse: Praise Be the Name of God Daniel 2:20-22, NIV 1984

Bible Truth 6: He Is Perfectly Holy, Purely Good

- 25 Bible Verse: I Saw the Lord Isaiah 6:1-3, NIV 1984

Bible Truth 7: He Can Do Anything He Wants to Do

- 26 Bible Verse: I Know that the LORD Is Great Psalm 135:5-6, NIV 1984

Bible Truth 8: He Is Always Faithful, Through and Through

- 27 Bible Verse: Faithful, He Is Faithful Psalm 145:13,18,19, NIV 1984
- 28 *Extra Bible Verse: I Will Proclaim Deuteronomy 32:4, NIV 1984*

listen to or download songs for free at <https://praisefactory.org>: Deep Down Detectives Music page

Big Question 4, Bible Truth 2 Overview: Key Concepts**P.1****Unit 4: The God Like None Other**

Unit Big Question (and Answer): Can Anybody Tell Me What the LORD Is Like? He's Not Like Anyone Else!

Unit Bible Verse: "O LORD... there is no God like you in heaven above or on earth below." 1 Kings 8:23

Bible Truth 2 Concept: He's Not Like Anyone Else...He is the One, True God

People look for a god to worship: someone or something that they honor as best; who is most important to them; who they will love most of all; and, serve. And, someone or thing they can depend on to take care of them.

Sometimes, people make their own gods. They cut them out of wood or stone and worship them. Sometimes, people make things their god. They make having many nice things most important. They trust in their money to take care of them. They never seem to have enough of it. Sometimes people worship other people or even themselves! People are most important to them. They change what they say and do to please them, even if it's wrong. What others think of them matters to them too much.

Money, people, and even wood and stone are all good things, but they were not meant to be worshipped. There is really only one SOMEONE we are made to worship: it is the LORD, the one, true God. The LORD made heaven and earth and everything in it... even us! He is all-loving and all-good. He knows everything there is to know and He can do whatever He wants to do. He's the one who can we can depend on to take care of us. He is the only one who is really worthy of our worship. There is no one like Him.

Seek after the LORD! Live for Him! He promises that all who seek Him will find Him. How wonderful it is to know and live for the LORD, the one, true God!

Bible Truth 2 Bible Verse: Psalm 86:8,10

"Among the gods there is none like you, O LORD; no deeds can compare with yours. For you are great and do marvelous deeds; you alone are God."

Learn a Little: "O LORD ... you alone are God."

Meaning:

This verse tells us that there is no one like the LORD. If we compare anyone else's deeds to the LORD's, it is easy to see just how great He is. He alone is God and worthy of our worship.

Bible Truth 2 ACTS Prayer

- A** We praise You, LORD, that You are the great and awesome God. There is no god like You!
- C** LORD, we should love and worship You alone, but many times we choose to worship other gods. We don't live for You. We don't honor You as best and most important. We don't depend on You to take care of us. Please forgive us! We need a Savior!
- T** Thank You, LORD, making us to know and worship You. Thank You for making the way for us to be forgiven of our sins through Jesus. Thank You that now we can know and worship You because of Him.
- S** Work in our hearts! Help us to turn away from other things we are tempted to worship. Help us to trust in Jesus as our Savior. Help us to worship only You! In Jesus' name we pray, Amen.

Bible Truth 2 Story

The Case of the Fight with Fire 1 Kings 18

Songs Used in Bible Truth 2

Big Q & A 4 Song

Big Question 4 Song: Can Anybody Tell Me What the LORD Is Like?

Inspector Graff's Rap: The ABC's of God

Big Question 4 Bible Verse Song: There Is No God Like You 1 Kings 8:23, NIV 1984

Extra Big Question 4 Bible Verse Song: I Am God Isaiah 46:9,11, NIV 1984

Big Question 4 Hymn: Praise Him, Praise Him, All Ye Little Children


Big Question 4 Praise Song: God Is So Good

Bible Truth 2 Bible Verse Song: Among the Gods Psalm 86:8-10, NIV 198


listen to or download songs for free at <https://praisefactory.org>: Deep Down Detectives Music page 4

1. GETTING STARTED

 = follow the stars for a short & simple lesson plan

<p>Intake Activity Ideas</p>	<p>Choose one of these open-ended activities to include children as they join the class:</p>	
<p>Free Play Time <i>suggestions in Appendix D</i></p>	<p> Offer your own or some of the easy-to-make, free play activities suggested in Appendix D.</p>	
<p>OR Sing-along Music Time <i>lyrics and sheet music, Appendix A</i></p> <p><i>listen to or download songs for free at https://praisefactory.org:Deep Down Detectives Music page</i></p>	<p>Music from Deep Down Detectives (DDD) NIV Songs 4: Big Q & A 4 Song Big Question 4 Song Extra Unit Song: <i>Inspector Graff's Rap: The ABC's of God</i> Big Question 4 (Unit) Bible Verse Song: There Is No God Like You 1 Kings 8:23, NIV 1984 Extra Big Question 4 (Unit) Bible Verse Song: I Am God Isaiah 46:9,11, NIV 1984 Big Question 4 Hymn: Praise Him, Praise Him, All Ye Little Children Big Question 4 Praise Song: God Is So Good Bible Truth 2 Bible Verse Song: Among the Gods Psalm 86:8-10, NIV 1984</p>	<p><i>DDD NIV Songs 4, track 12</i> <i>DDD NIV Songs 4, track 13</i> <i>DDD NIV Songs 4, track 14</i> <i>DDD NIV Songs 4, track 15</i> <i>DDD NIV Songs 4, track 16</i> <i>DDD NIV Songs 4, track 17</i> <i>DDD NIV Songs 4, track 18</i> <i>DDD NIV Songs 4, track 20</i></p> <p><i>Add more fun to Sing-along Music Time by adding a Music, Movement & Memory Activity. These activities are listed on p.10 of this lesson plan with the Response Activities. Instructions found in Appendix B.</i></p>
<p>OR Bible Verse Memory Game <i>instructions found in Appendix B</i></p>	<p>Lesson 1 Game: Slap, Clap and Stack Lesson 2 Game: Simon Says How Lesson 3 Game: Roll 'n' Toss</p> <p><i>These activities are also included on p.10 of this lesson plan with the Response Activities.</i></p>	

2. OPENING CIRCLE TIME (*introduce the Bible Truth and tell the related Bible story*)

<p>Gathering the Children <i>lyrics and sheet music, Appendix A</i></p>	<p><i>Sing verse 1 of The Classroom Song to gather the children for Circle Time.</i></p> <p>The Classroom Song, verse 1 <i>DDD NIV Songs 4, track 1</i> Let's gather together to worship God, Let's gather together to worship God, Let's gather together to worship God, Come gather here with me!</p>	
<p>Welcome to Deep Down Detectives</p>	<p> "Welcome to Deep Down Detectives. We're so glad you've joined us! Detectives are people who look for answers to questions. In Deep Down Detectives, we look for answers to big questions about God. We dig deep down in the truths of God's Word to find them."</p>	

2. OPENING CIRCLE TIME, continued



= follow the stars for a short & simple lesson plan

<p>Deep Down Detectives Theme Song</p> <p><i>Lyrics and sheet music, Appendix A</i></p>	<p>"Let's sing our Deep Down Detectives Theme Song."</p> <p>★ Deep Down Detectives Theme Song DDD NIV Songs 4, track 5</p> <p>We're Deep Down Detectives, diggin' deep in God's Word, For truths about God and His plans for this world, We're seeking to love Him, with all of our heart, We're Deep Down Detectives! Come on! Let's start!</p>
<p>Classroom Rules Song</p> <p><i>Lyrics and sheet music, Appendix A</i></p>	<p>There are two very important things that Deep Down Detectives do together: we worship God and we love one another. Our Classroom Rules Song reminds us how we should act. Let's sing it."</p> <p>Classroom Rules Song DDD NIV Songs 4, track 6</p> <p>Shh, be quiet while someone is talking, Raise your hand, if you have something to say, Don't touch your friend, sitting beside you, Obey your teachers, Be kind as you play. These are our classroom rules, These are our classroom rules, They help us worship God and love one another, These are our classroom rules.</p>
<p>Opening Prayer Time</p> <p><i>Lyrics and sheet music, Appendix A</i></p>	<p>"Children, we need God's help to keep these rules. Let's ask Him to help us right now. Let's get ready and pray."</p> <p>Let's Pray DDD NIV Songs 4, track 7</p> <p>1-2-3! Fold your hands, Bow your head, Close your eyes. Let's pray! (<i>repeat</i>)</p> <p>"Let's pray:"</p> <p>★ Opening Prayer</p> <p>Dear Lord, We're so glad to get to gather together to worship You! Please help us keep the classroom rules. Please help us to love You and learn about You today. In Jesus' name we pray. Amen.</p>

2. OPENING CIRCLE TIME, continued

★ = follow the stars for a short & simple lesson plan

Reveal the Big Question
Introduce the Big Question Box/Briefcase

lyrics and sheet music, Appendix A

“Detectives INVESTIGATE things. That means they ask questions and look for answers. Deep Down Detectives investigate big questions about God. The Big Question we are investigating today is right inside our Big Question Box/Briefcase.

The Big Question Box Song

DDD NIV Songs 4, track 8

We’ve got a big box,
All closed up and locked,
Filled with the truths of God’s Word.

We’ve got a brief case,
There’s no time to waste,
Come on, kids, let’s open it up!

The Big Question under Investigation

VISUAL AID take out



of BQB

Big Question & Answer Sign, front side

**found in the DDD Unit 4 Visual Aids, NIV Book*

Ok, who would like to open for me and pull out the Big Question?”

Choose a child to open the box/briefcase, take out the Big Question and hand it to you, then hold up the Big Question sign for all the children to see, and say:

★ The Big Question we are investigating today is Big Question Number 4:

Can Anybody Tell Me What the LORD Is Like?

and the Answer is:

He’s Not Like Anyone Else!

Big Question Meaning

★ There are many gods that people worship, but none is like the LORD. He is the one, true God. He’s not like anyone else! He’s always been alive--and He will never die. He’s completely good and loving. He’s all-powerful and all-wise. And that’s just the beginning of what the LORD is like. He is so great! There will always be more of Him to know.

Big Question Songs

“Let’s sing our Big Question Song:

Big Q & A 4 Song

★ **Big Q & A 4 Song**

DDD NIV Songs 4, track 12

lyrics and sheet music, Appendix A

(adapted version of “Have You Ever Seen a Lassie”)

Can anybody tell me,
Tell me, tell me,
Can anybody tell me,
What the LORD is like?
He’s not like anyone else,
Anyone else, anyone else,
He’s not like anyone else,
That’s what the LORD is like.

2. OPENING CIRCLE TIME, continued



= follow the stars for a short & simple lesson plan

Learning about the Big Question (use one or both)



Repeat the Big Question and Answer again:

"Can Anybody Tell Me What the LORD Is Like? He's Not Like Anyone Else!"

Say: "Hmmm, I wonder what that means... Let's do our action rhyme/sing our song that explains it."

Then do the action rhyme or sing the song using any of the optional motions suggested, if desired.

Big Question Action Rhyme

Big Question 4 Action Rhyme

(POSSIBLE ACTIONS)

The LORD is not like anyone else.
He's not like you or me.
He is a glorious spirit
I cannot touch or see.
He's very, very, VERY strong.
He knows everything,
He never does any wrong!
And He is with us all the time.
No matter where we may be.

Shake your head side to side in a "no"
point out to someone else, then to self

close eyes
flex arm muscle
Touch head
Shake your head side to side in a "no"
Stretch your hands out wide

Big Question (Action Rhyme) Song



Big Question 4 (Action Rhyme) Song

DDD NIV Songs 4, track 13

(POSSIBLE ACTIONS)

lyrics and sheet music, Appendix A

You might also enjoy:

Inspector Graff's Rap:
The ABC's of God
DDD NIV Songs 4,
track 14

lyrics and sheet music, Appendix A

Refrain:

Tell me, can anybody tell me,
Tell me, what the LORD is like?
Tell me, can anybody tell me,
Tell me, what the LORD is like?
He's not like anyone else,
He's not like anyone else,
He's not like anyone else,
He's not like anyone else,

Point out to others in a arc movement

Point up to God

Shake head "no"

Verse 1

He's Omniscient! (He knows all things)
Omnipresent! (He's everywhere you can be)
Omni-benevolent! (He's always good!)
and Omnipotent! (He can do all things!) Refrain

Touch head
Point out to others in a arc movement

hold up flexed arm

Verse 2

He's Immutable! (He never changes!)
He's Infallible! (He makes no mistakes!)
He's Infinite! (There's always more of Him to know!)
And purely Righteous!
(He has no sin! Not even a teeny, tiny speck!) Refrain

fold arms over chest and shake head "no"

extend out arms to each side

hand gesture for tiny, by place index and thumb of same hand a little space apart

2. OPENING CIRCLE TIME, continued

★ = follow the stars for a short & simple lesson plan

Learning the Bible Truth

VISUAL take out

AID



of BQB

VISUAL AID

All the Bible Truths Sign

★ "He's not like anyone else" is a good beginning, but there's so more to learn. So it's time for us to dig down even deeper for more answers to our Big Question about God. We're going to be learning **EIGHT** Bible truths that all tell us more about what the God is like.

Who would like to hand me the picture with our eight Bible truths on it? It's in the Big Question Box/Briefcase." *Choose a child to get it and hand it to you, then hold it up and show them the pictures of the eight truths they will be learning.*

Bible Truth Clue

VISUAL take out

AID



of BQB

Bible Truth Clue Sign,

front side

VISUAL AID

After everyone has had a good look, say...

"Ok, we've learned one truth about what the LORD is like. It's this one: "He is a Glorious Spirit" (point to pictures as you identify each Bible Truth). Now let's look at our Bible Truth Clue sign and see if we can figure out which of these eight truths we will be learning about today. Who would like to get it out of the Big Question Briefcase for me?"

Choose a child to open the briefcase, take out the Bible Truth Clue sign and hand it to you. Hold up the front side for the children to see. Cover up the answer, written along the bottom, and say:

**"Can Anybody Tell Me What the LORD Is Like?
He's Not Like Anyone Else!
He Is the ???? True God!"**

Hint

We're missing one word. Here's the hint to what the missing word is. It says: "How many true Gods are there? It starts with an "o" and it rhymes with "done."

Can you guess? It's "One."

So the Bible Truth we are learning today is:

(uncover answer from bottom of sign, show it to them and say:)

★ **"Can Anybody Tell Me What the LORD Is Like?
He's Not Like Anyone Else!
He Is the ONE, True God!"**

Bible Truth Meaning

★ And here is what this Bible Truth means: *(read the meaning off of the back of the sign, say:)*

People look for a god to worship: someone or something that they honor as best; who is most important to them; who they will love most of all; and, serve. And, someone or thing they can depend on to take care of them.

Sometimes, people make their own gods. They cut them out of wood or stone and worship them. Sometimes, people make things their god. They make having many nice things most important. They trust in their money to take care of them. They never seem to have enough of it. Sometimes people worship other people or even themselves! People are most important to them. They change what they say and do to please them, even if it's wrong. What others think of them matters to them too much.

Money, people, and even wood and stone are all good things, but they were not meant to be worshipped. There is really only one SOMEONE we are made to worship: it is the LORD, the one, true God. The LORD made heaven and earth and everything in it... even us! He is all-loving and all-good. He knows everything there is to know and He can do whatever He wants to do. He's the one who can we can depend on to take care of us. He is the only one who is really worthy of our worship. There is no one like Him.

Seek after the LORD! Live for Him! He promises that all who seek Him will find Him. How wonderful it is to know and live for the LORD, the one, true God!

2. OPENING CIRCLE TIME, continued

★ = follow the stars for a short & simple lesson plan

Learning the Bible Verse

"And how do I know this is true? God tells me so in His special book, the Bible."

The Bible Chant Song

Say or sing the Bible Chant Song.

lyrics and sheet music, Appendix A

The Bible Chant Song

DDD NIV Songs 4, track 9

The Bible, the Bible,
Let's get out the Bible.
Let's hear what God has to say.
The Bible, the Bible,
God's given us the Bible.
It's His Word for us to learn and obey! Yay!

Bible Verse

DDD 4.2 Bible Verse-front side (in the DDD Bible folder)

"Who would like to get our Bible folder out of the Big Question Briefcase for me?"

VISUAL AID

Place verse in take out

DDD Bible Folder

Choose a child to open the briefcase, take out the "Bible" folder and hand it to you. Remove the Bible Verse Picture from the "Bible" folder and hold it up for all the children to see, then say:

Psalm 86:8,10 tells us:

★ **Psalm 86:8,10**

*found in the DDD Unit 4 Visual Aids, NIV Book

"Among the gods there is none like you, O LORD; no deeds can compare with yours. For you are great and do marvelous deeds; you alone are God."

Learn a Little: "O LORD ... you alone are God."

Bible Verse Meaning

★ **What does that mean?**

This verse tells us that there is no one like the LORD. If we compare anyone else's deeds to the LORD's, it is easy to see just how great He is. He alone is God and worthy of our worship.

2. OPENING CIRCLE TIME, continued



= follow the stars for a short & simple lesson plan

**Bible Verse
Song**

*lyrics and sheet music,
Appendix A*

We've said our Bible verse, now let's sing it!

Among the Gods: Psalm 86:8-10

DDD NIV Songs 4, track 20








Among the gods, there is none like you, O Lord;
No deeds can compare with yours.
For you are great
and do marvelous deeds, O Lord,
You alone are God.
Psalm Eighty-six, eight and ten.

Lesson Plan: Big Question 4, Bible Truth 2

use with all THREE lessons

2. OPENING CIRCLE TIME, continued

★ = follow the stars for a short & simple lesson plan

<p>Getting into the Case</p>	<p>"Now it's time to do a bit more deep down investigating. Let's see what Detective Dan wants us to help him figure out. Would someone like to get it out for me?"</p>
<p>Listening Assignments</p> <p>Place in  take out  of BQB</p>	<p>NOTE: Listening assignments are most suitable for ages 3+. Skip straight to the Bible story (see bottom of this page), if working with 2 year olds.</p> <p>"Let's open up our listening assignment and see what we are supposed to figure out today.</p> <p>Choose a child to take out the Listening Assignment (from the DDD Bible Folder) and hand it to you. Read Detective Dan's letter to the children that includes the listening assignment. The listening assignments are summarized below:</p>
<p>VISUAL AID</p> <p></p> <p>DDD Unit 4 Visual Aids, NIV</p>	<p>Detective Dan's Lesson #1 Listening Assignment:</p> <p>I need to know:</p> <ol style="list-style-type: none"> 1. What was the fight about? 2. Who won the fight? How did He use fire to show He had won?
<p>VISUAL AID</p> <p></p> <p>DDD Unit 4 Visual Aids, NIV</p>	<p>Detective Dan's Lesson #2 Listening Assignment:</p> <p>Our Bible Verse is Psalm 86:8,10:</p> <p>"Among the gods there is none like you, O LORD; no deeds can compare with yours. For you are great and do marvelous deeds; you alone are God."</p> <p>I need to know:</p> <ol style="list-style-type: none"> 1. What marvelous thing did the LORD do with fire? 2. Who had to agree that there is no god like the LORD?
<p>VISUAL AID</p> <p></p> <p>*Listening Assignment #3 includes the Assignment Sheet, plus 6 clue pictures*</p> <p>DDD Unit 4 Visual Aids, NIV</p>	<p>Detective Dan's Lesson #3 Listening Assignment:</p> <p>I found six clues, but two of them are NOT in the story. They are: a bull; a god named Baal; a bush; dancing men; a pan; and, fire. Hold each of them up for the children to see as you identify them.</p> <p>I need to know:</p> <ol style="list-style-type: none"> 1. Which four belong in the story and which two don't? 2. Who praised the LORD for being the one, true God?
<p>Tell the Bible Story ★</p> <p>Place story & pics in  take out  of BQB</p> <p>DDD Unit 4 Visual Aids, NIV</p> <p>Story text included in this book right after this lesson plan and in Visual Aids book</p>	<p>★ Then say, "Ok, Deep Down Detectives! Put on your best listening ears and see if you can hear the answers to Detective Dan's questions. When I finish telling the story, we will see if we can answer all the questions."</p> <p>★ Bible Story: The Case of the Fight with Fire</p> <p>1 Kings 18</p> <p>Read the Bible Truth story, putting up the storyboard pictures as you tell it. Then, have the children answer the listening assignment. Present the gospel and lead in prayer. Or, use the Simple Story Scenes resource to do all of this.</p> <p>*Answers to questions; the gospel; and, ACTS prayer are included with the story text.*</p>

2. OPENING CIRCLE TIME, continued

★ = follow the stars for a short & simple lesson plan

<p>Story Response Song(s)</p> <p>Hymn</p> <p><i>lyrics and sheet music, Appendix A</i></p>	<p><i>As attention span and time allow, you might want to end with one of the following songs which also tie in with the unit. If desired, use the Music and Movement activity ideas while singing (listed with the Response Activities).</i></p> <p>Praise Him, Praise Him, All Ye Little Children <i>DDD NIV Songs 4, track 17</i></p> <p>Praise Him, praise Him, All ye little children, God is love (powerful, holy), God is love (powerful, holy), Praise Him, praise Him, All ye little children, God is love (powerful, holy), Praise Him, praise Him, All ye little children, God is love (powerful, holy).</p> <p>Tie-in: "Children God is so good, so powerful and so holy! Let's praise Him!"</p>
--	---

<p>Praise Song</p> <p><i>lyrics and sheet music, Appendix A</i></p>	<p>Praise Song: God Is So Good <i>DDD NIV Songs 4, track 18</i></p> <p>God is so good (powerful, holy), God is so good (powerful, holy), God is so good (powerful, holy), He's so good (powerful, holy) to me.</p> <p>Tie-in: "Children God is so good, so powerful and so holy! Let's praise Him!"</p>
--	--

3. TAKING ACTION: Response Activities *(choose from among these activities)*

<p>Transition to Activities</p>	<p>★ Well, Deep Down Detectives, you've done a great job diggin' deep down for answers in the truths of God's Word. Now it's time to enjoy some activities."</p> <p><i>Tell children what activity/s you are providing for them: either free play or some of the response activities listed below. When you are ready to dismiss them, use this song to help the children transition in an orderly fashion to their next activity.</i></p>
--	--

<p>Classroom Song, verse 2</p> <p><i>lyrics and sheet music, Appendix A</i></p>	<p>"Children, let's sing our Time to Play Song. When we are finished you may get up and walk over to our next activity."</p> <p>Classroom Song, verse 2 <i>DDD NIV Songs 4, track 2</i></p> <p>We've gathered together to worship God, We've gathered together to worship God, And now it's time to play.</p> <p><i>Dismiss the children to whatever activities you have prepared for them to do.</i></p>
--	---

Lesson Plan: Big Question 4, Bible Truth 2




use with all THREE lessons

3. TAKING ACTION: Response Activities (choose from among these activities) ★ = short & simple lesson plan

<p>Response Activities</p>	<p>Choose one or more activities appropriate for your children, based on classroom time and developmental needs. Add the Discussion Sheet to any activity for deeper learning. ★</p>
<p>Bible Verse Memory Game</p> <p><i>game directions, Appendix B</i></p>	<p>Though listed with the opening activities, you may choose to use this Bible verse game here instead (or as a repeat).</p> <ul style="list-style-type: none"> • Lesson 1 Game: Slap, Clap and Stack • Lesson 2 Game: Simon Says How • Lesson 3 Game: Roll 'n' Toss <p>Use the Discussion Sheet with this activity for even deeper learning ★</p> <p>Discussion Questions</p>
<p>Music, Movement & Memory Activity</p> <p><i>game directions, Appendix B</i></p>	<p>A music activity that uses the songs from the Bible Truth and Big Question unit.</p> <ul style="list-style-type: none"> • DDD Songs for this Bible Truth, plus: • Lesson 1 Activity: Thumping Drums • Lesson 2 Activity: Say, Spring Up and Shout • Lesson 3 Activity: Freeze Frame <p>Use the Discussion Sheet with this activity for even deeper learning ★</p> <p>Discussion Questions</p>
<p>Bible Story Review Game</p> <p><i>game directions, Appendix B</i></p>	<p>A game that uses the storyboard pictures from the story to review the story.</p> <ul style="list-style-type: none"> • Lesson 1 Game: Take Me through the Tunnel • Lesson 2 Game: Missing in Action • Lesson 3 Game: Treasure Hunt <p>Use the Discussion Sheet with this activity for even deeper learning ★</p> <p>Discussion Questions</p>
<p>Coloring Pages/ Take Home Sheets</p> <p><i>in Appendix C</i></p> <p>★</p>	<p>A coloring page related to the lesson assignment question is provided for each lesson. On the back of each are the key concepts, a few questions and a song for parents to use with their children.</p> <p>NOTE: Upgrade your coloring sheet to a more interesting craft by offering simple embellishments, such as jiggly eyes, craft sand, glitter, glitter glue, colored paper dots (made with a hole punch), fabric scraps, etc. Make cut-to-size glued-on clothes, hair, etc for characters by using a copy of the coloring sheet, cutting out the selected portions and making them the patterns for whatever you want to cut out of fabric, paper, foil, etc.</p> <ul style="list-style-type: none"> • Lesson 1 Coloring Sheet Emphasis: Bible Truth • Lesson 2 Coloring Sheet Emphasis: Bible Verse • Lesson 3 Coloring Sheet Emphasis: ACTS Prayer <p>Use the Discussion Sheet with this activity for even deeper learning ★</p> <p>Discussion Questions</p>
<p>Extra Crafts: Big Question Craft</p> <p><i>in Appendix C</i></p> <p>Bible Verse Craft</p> <p><i>in Appendix C</i></p> <p>Bible Story Puzzle</p> <p><i>in Appendix C</i></p>	<p>These crafts are slightly more complex than the coloring/take home sheets:</p> <p>The Bible Concept Go-and-Tell Craft is a craft that summarizes the Bible concept and includes the Bible verse is included for those desiring more than a coloring sheet. This more complex craft will involve gluing, sticking, etc. Can be used at any time.</p> <p>The Bible Story Coloring Sheet provides a tie in between the Bible story and the Bible truth they are learning.</p> <p>The Storyboard Picture Placement Page has been made into a puzzle that can be cut out and re-assembled by the children. This provides a nice summary of the story.</p> <p>Use the Discussion Sheet with these activities for even deeper learning ★</p> <p>Discussion Questions</p>
<p>Free Play Activities ★</p> <p><i>ideas in Appendix D</i></p>	<p>Offer your own or some of the easy-to-make, free play activities suggested in Appendix D.</p>

4. CLOSING CIRCLE TIME *(End-of-session activities for the last 5-10 minutes of class time)*

 = short & simple lesson plan

<p>Transition to Closing Circle</p> <p>Classroom Song, verse 3</p> <p><i>lyrics and sheet music, Appendix A</i></p>	<p><i>Use this song to help the children transition in an orderly fashion. Start singing this song and ask the children to gather with you for Closing Circle Time.</i></p> <p>Classroom Song, verse 3 <i>DDD NIV Songs 4, track 3</i></p> <p>It's time to get ready to go and tell, It's time to get ready to go and tell, Come gather here with me.</p>
<p>Closing Circle Time</p> <p>Classroom Song, verse 4</p> <p><i>lyrics and sheet music, Appendix A</i></p>	<p><i>When children are settled in the circle, say:</i></p> <p>"It's almost time for your parents to come pick you up. And do you know what that means? It means.... (draw this out to build anticipation and excitement)...that it's almost time to go home and....it's almost time to...Go and Tell! We have learned some big news about God today. God wants us to take and tell it to the whole world!"</p> <p>Classroom Song, verse 4 <i>DDD NIV Songs 4, track 4</i></p> <p>So what's our big news to go and tell, So what's our big news to go and tell, Can you tell me now?</p>
<p>Big News to Tell</p> <p>Big Question 4</p> <p><i>VISUAL AID</i></p> <p></p> <p><i>*found in the DDD Unit 4 Visual Aids, NIV Book</i></p> <p><i>lyrics and sheet music, Appendix A</i></p> <p>Big Question 4, Bible Truth 2</p> <p><i>VISUAL AID</i></p> <p></p>	<p>"Let's see....there's so much big news to tell! There's so much we've learned!</p> <p>First of all, can you tell me the answer to our Big Question: "Can Anybody Tell Me What the LORD Is Like?" <i>Hold up the Bible Truth Clue Picture.</i></p> <p>Say the answer with me: "He's Not Like Anyone Else!"</p> <p><i>(If desired, you can sing one/both of the Big Question songs.)</i> <i>DDD NIV Songs 4, tracks 12,13</i></p> <p>And what's one way He does this? What did we learn? <i>Point to the picture.</i></p> <p>He Is the One, True God!</p> <p>"And how do I know this is true? Can you tell me? Say it with me: "The Bible tells me so!" That's right!</p>
<p>Big Question 4, Bible Truth 2 Bible Verse</p> <p><i>VISUAL AID</i></p> <p></p> <p><i>*found in the DDD Unit 4 Visual Aids, NIV Book</i></p> <p><i>lyrics and sheet music, Appendix A</i></p>	<p>We learned: Psalm 86:8,10:</p> <p>"Among the gods there is none like you, O LORD; no deeds can compare with yours. For you are great and do marvelous deeds; you alone are God."</p> <p>Learn a Little: "O LORD ... you alone are God."</p> <p>What does that mean?</p> <p>This verse tells us that there is no one like the LORD. If we compare anyone else's deeds to the LORD's, it is easy to see just how great He is. He alone is God and worthy of our worship.</p> <p><i>(If desired, you can sing the Bible verse song.)</i> <i>DDD NIV Songs 4, track 20</i></p>

4. CLOSING CIRCLE TIME, continued



= follow the stars for a short & simple lesson plan

<p>Closing ACTS Prayer Time</p> <p>ACTS Prayer Chant</p> <p><i>lyrics and sheet music, Appendix A</i></p>	<p><i>Let's ask God to help us to remember this and even tell others this good news. Let's get ready and pray our ACTS prayer.</i></p> <p><i>And what does ACTS mean? Let's sing/say our ACTS Prayer Chant!</i></p> <p>ACTS Prayer Chant Song <i>DDD NIV Songs 4, tracks 10,11</i></p> <p>A, Adoration, God, we praise You! C, Confession, Forgive us our sins. T, Thanksgiving, Thank You for Jesus, S, Supplication, Help us to live like Him.</p> <p style="text-align: right;">That's the ACTS prayer, my friend, Bow your head, Close your eyes, Shhh, Let's begin.</p>
<p>Closing ACTS Prayer</p>	<p>"Let's pray!"</p> <p><i>Lead the children in the ACTS prayer for this Bible Truth.</i></p> <p>A We praise You, LORD, that You are the great and awesome God. There is no god like You!</p> <p>C LORD, we should love and worship You alone, but many times we choose to worship other gods. We don't live for You. We don't honor You as best and most important. We don't depend on You to take care of us. Please forgive us! We need a Savior!</p> <p>T Thank You, LORD, making us to know and worship You. Thank You for making the way for us to be forgiven of our sins through Jesus. Thank You that now we can know and worship You because of Him.</p> <p>S Work in our hearts! Help us to turn away from other things we are tempted to worship. Help us to trust in Jesus as our Savior. Help us to worship only You!</p> <p>In Jesus' name we pray, Amen.</p>
<p>5. TAKING IT HOME <i>(Take Home Sheet)</i></p>	
<p>Clean up and Dismissal </p>	<p>"Now it's time to work together and clean up." <i>Have the children join you in cleaning up the room.</i></p>
<p>Coloring Pages/ Take Home Sheets </p> <p><i>in Appendix C</i></p>	<p><i>Give out the craft/take home sheet and any other papers from the session, as you dismiss children from class.</i></p> <p><i>(Reminder: The back side of the coloring page is the take home sheet for each lesson.)</i></p>
<p>Bible Story to Take-Home</p> <p><i>in Appendix C</i></p>	<p>You may also want to include a copy of the story along with the take home sheet. (However, each coloring sheet/take home sheet includes a note to parents telling where they can download the story from the Parent Resources section on the website.)</p>

The Case of the Fight with Fire*1 Kings 18***Story-telling Tips**

Ahead of time:

1. Read the Bible verses and story. Pray!
2. Choose story action cues and/or prepare storyboard figures, if using. (Included in Visual Aids book)
3. Practice telling story with the storyboard pictures, timing your presentation. Shorten, if necessary.

During your presentation:

1. Maintain as much eye contact as possible as you tell the story.
2. Put up storyboard figures/add story action cues as you tell the story. Allow the children to help you put them on the board, if desired.
3. Include the children in your story with a few questions about what they think will happen or words/concepts that might be new to them.
4. Watch the kids for signs that their attention span has been reached. Shorten, if necessary.

INTRODUCTION/ LISTENING ASSIGNMENTS

“Our story is called: The Case of the Fight with Fire. Here is your listening assignment.” Read from Detective Dan’s Listening Assignment signs, but questions are summarized below:

Detective Dan’s Lesson #1 Listening Assignment:

I need to know:

1. **What was the fight about?**
2. **Who won the fight? How did He use fire to show He had won?**

Detective Dan’s Lesson #2 Listening Assignment:We learned: **Psalm 86:8,10:**

“Among the gods there is none like you, O LORD; no deeds can compare with yours. For you are great and do marvelous deeds; you alone are God.”

I need to know:

1. **What marvelous thing did the LORD do with fire?**
2. **Who had to agree that there is no god like the LORD?**

Detective Dan’s Lesson #3 Listening Assignment:I found six clues, but two of them are **NOT** in the story.

They are: a bull; a god named Baal; a bush; dancing men; a pan; and, fire.

Hold each of them up for the children to see as you identify them.

I need to know:

1. **Which four belong in the story and which two don’t?**
2. **Who praised the LORD for being the one, true God?**

Read the assignment questions, THEN SAY,

“Ok, Deep Down Detectives! Put on your best listening ears and see if you can hear the answers to Detective Dan’s questions. When I finish telling the story, we will see if we can answer all the questions.”

Read the Bible Truth story, answer questions, present the gospel and lead in prayer.

Answers to questions; the gospel; and, ACTS prayer are included with the story text.

The Case of the Fight with Fire *1 Kings 18**Story with lines separating paragraphs (text in bold, optional interaction cues in italics)***The LORD and the people of Israel made big promises to each other.****The LORD promised that He would always love them and take care of them. He would keep them safe and give them everything they needed to be happy. Best of all, He would give them Himself to know and enjoy forever.****The people of Israel promised the LORD something in return, too. Can you guess what that might be?***Can you guess?***They promised to love the LORD.****Now, that might sound very simple at first. But the love the LORD wanted His people to have for Him was not a little, tiny love—like a love that wakes up in the morning and says “Good morning, LORD! I love you,” but then forgets Him the rest of the day.****No, the kind of love the LORD asked for was a love that loved Him with their whole lives, through the whole day, in everything they did and said and even thought. It meant obeying all of His good laws and worshipping Him as the One, True God. It meant obeying His good laws about loving others, too. So you see, this was a very BIG love that the LORD asked the people to promise Him... and they happily promised Him they would.****But it is one thing to make promises and it’s another thing to keep them, especially big promises like the ones the LORD and the people of Israel made to each other. And while the LORD kept His promises to the people of Israel, the people did NOT.****They forgot Him as they lived each day. They broke His good laws. They stopped worshipping Him as the One, True God and turned to worship other, fake gods instead....especially the fake god that their neighbors worshipped: a fake god named Baal. And their king--King Ahab--led the way.****Baal was supposed to be the god who gave people rain, good crops, and big families. Those were the three, big things that the people especially cared about then. Can you guess what the three things might be?***Can you guess?***They were rain, good crops, and big families!****Now you might think of three OTHER things you especially care about, but back in those days there were no grocery stores or hospitals. You needed rain to grow your food and keep you and your animals alive. And since there weren’t really doctors back then, getting sick was very scary. Rain, big families, and good crops meant LIFE to these people! Rain, big families and good food meant LIFE to these people! Who could want to worship Baal if he could give them that!**

Story with lines separating paragraphs (text in bold, optional interaction cues in italics)

But what about the people of Israel? Didn't they need rain, big families, and good food to live, too? Yes, they did! But they SHOULDN'T have turned to Baal for them. Who SHOULD they have turned to instead?

Can you tell me?

They SHOULD have turned to the LORD. He had already made big promises to always love them and take care of them. Hadn't He always provided them with rain, big families, and good food in the past? Wouldn't He keep on giving these good gifts to them? Of course, He would! The LORD never breaks His promises!

But, the people of Israel chose to forget all of this. They chose to worship the fake god, Baal, instead. Their king,

This was sad news! This was BAD news! The people of Israel had turned away from the LORD. They had broken their promises to Him. What would the LORD do? Would He turn away from them and stop caring for them, as they deserved?

What do you think the LORD did?

The LORD COULD have done that, but He did not. He chose to go on loving them. He would bring them back to Him. He would show them in a mighty way that Baal was just a fake, and that He, the LORD, was the one, true God. And He would do it by stopping the very thing that Baal was supposed to be in charge of: the rain.

The LORD sent His special messenger, Elijah, to tell King Ahab and the people what He was going to do.

"The LORD says: 'You have broken your promise to love Me,'" Elijah told them. "'You have chosen to worship Baal as giver of rain, big families, and good food, but he isn't. He is just a fake god. He is not the One True God. I am, as I am going to show you!'" the LORD told the people.

"I am going to take away all the rain. I am going to take away all the good food from you...the food you need so you can have big families. And no matter how much anyone prays to Baal, there will be no more rain or good food until I say so. Then you will see that I, not Baal, am the One True God," the LORD warned the people through Elijah.

Those were big words. Could the LORD really do this? Could He really stop Baal's power? Everyone waited and watched.

What do you think happened?

Sure enough, day after day after day went by and there was no rain.

The water in the streams dried up. The good food that should have grown in the fields, died. The big families and their animals grew hungry and thirsty. They took their worship gifts to Baal and prayed, "Oh, Baal, send us the rain we need to grow good food and feed our big families."

But for one, two, THREE whole years, no matter how much anyone prayed to Baal, there was no rain or good food. Oh, how sad the neighbors were! Oh, how sad the people of Israel were!

Story with lines separating paragraphs (text in bold, optional interaction cues in italics)

At last, the LORD knew the people had learned enough from their suffering. They were ready for the great showdown. The big fight with fire that would make it clear to them and their neighbors who the one, true God really was.

Elijah went back to King Ahab with a new message: “The LORD says: ‘For three years I’ve taken away your rain and good food. It has been hard to feed your big families. I did this because the people and you chose to stop worshipping Me and obeying My good laws. I wanted you to see that I am the one, true God, not Baal,’” the LORD said.

“I’m not done yet. There’s more thing I want to do. Gather all of the people and all of the messengers of Baal on top of Mount Carmel. There, you will see who really is the One, True God,” the LORD promised.

King Ahab obeyed. Up, up, up to the top of dry Mount Carmel went Elijah, with King Ahab, the people of Israel, and the messengers of Baal. It was time for the big showdown.

Elijah gathered them all together and said, “The time has come to see who is the One, True God. If it is Baal, follow him. If it is the LORD, follow Him.”

“I am the only messenger of the LORD here, but Baal has many messengers,” Elijah told them. “We will each give a worship gift of a bull to our god. Baal’s messengers will give Baal their worship gift; and I will give my worship gift to the LORD,” Elijah explained.

“But we’re going to make this a fight with fire between the LORD and Baal,” Elijah said. “We won’t light the wood under the worship gifts, like we usually do. We will leave that to the One, True God. We will ask Him to send down fire from heaven to burn up the worship offering,” Elijah told them.

“This shouldn’t be hard for Baal. He’s the rain god. He can throw down one of his lightning bolts and set the worship gift on fire,” Elijah said. “I will even let the messengers of Baal go first.”

Everyone agreed. The messengers of Baal took a bull and set it on top of some stones and firewood. Their worship offering was ready. They began shouting their prayers to Baal: “O great Baal, show that you are the One, True God! Accept our worship gift! Send fire to burn it up!” they prayed.

What do you think happened?

Nothing happened at all. But Baal’s messengers didn’t give up. Next, they tried shouting louder and dancing a worship dance to Baal. But still, nothing happened. On and on, all day, Baal’s messengers tried many things; but still no fire came down.

At last they gave up. it was Elijah’s turn. With twelve, big stones, Elijah rebuilt the altar to the LORD. He put wood. on it, and the bull on top of the wood. He had men pour lots and lots of water on the everything to make it even harder to burn up.

Story with lines separating paragraphs (text in bold, optional interaction cues in italics)

Then Elijah prayed to the LORD: “O LORD, let it be known today that You are the God of Israel and I am Your servant. Answer me that the people may know that You, O LORD, are the One, True God, and that You have turned their hearts back to loving and obeying You.”

What do you think happened? Would the LORD send down fire?

What do you think?

Yes, He would! All of a sudden, a huge, hot, blaze of fire down from heaven. WHOOSH! It burned up the bull, the wood, the water, the stones and even the soil. Can you imagine! Fire so hot that it could burn up stones!!!

When all the people saw this, they fell down on their faces and said, “The LORD, He is God; the LORD, He is the One True God!”

Then they turned on the messengers of Baal and got rid of them all. At last, the people of Israel had turned back to obeying and worshipping the LORD! And at last, it was time for rain.

Elijah bowed down low to the ground, with his face between his knees, and prayed to the LORD. The skies soon grew black with clouds and a great rain began to fall. All the people rejoiced in the rain and the good food that would grow again now. And which God did they thank?

Can you tell me?

They thanked the LORD! For now it was very, very clear: Baal was only a fake god; and the LORD was the One, True God. There was no other God, and there never will be.

Cracking the Case: (story wrap-up for Listening Assignments)

It's time to see how we did with our Listening Assignment.

Detective Dan's Lesson #1 Listening Assignment:

I need to know:

1. What was the fight about? Who was the real One, True God.

2. Who won the fight? How did He use fire to show He had won? The LORD won. He sent down fire from heaven and burned up the worship gifts.

For You and Me:

The LORD was the one, true God long ago when this story took place. He is STILL the one, true God today! He wants us to know Him and obey Him, just like He wanted the people of Israel to, long ago. How can we do this? By turning away from our sins and trusting in Jesus as our Savior. Ask God to help you! He loves to answer these prayers!

Detective Dan's Lesson #2 Listening Assignment:

We learned: **Psalm 86:8,10:**

"Among the gods there is none like you, O LORD; no deeds can compare with yours. For you are great and do marvelous deeds; you alone are God."

I need to know:

1. What marvelous thing did the LORD do with fire? He sent down fire from heaven and burned up the worship gifts.

2. Who had to agree that there is no god like the LORD? Everyone!

For You and Me:

Everyone was amazed when the LORD sent fire down to burn up the worship gifts and even the rocks around the altar! The people had to agree that there was no god like the LORD. He was the one, true God, then and He is still, today! And the LORD is still doing amazing deeds. The most amazing of all is His offer to be our Savior. Yes! Even though we have all disobeyed Him and deserve His punishment, He offers us His forgiveness and to make us His people. How? When we turn from our sins and trust in Jesus as our Savior. Ask Him to help you! He loves to do this!

Detective Dan's Lesson #3 Listening Assignment:

I found six clues, but two of them are **NOT** in the story. They are: a bull; a god named Baal; a bush; dancing men; a pan; and, fire.

Hold each of them up for the children to see as you identify them.

I need to know:

1. Which four belong in the story and which two don't? The bull, the god named Baal, the dancing men and the fire belong. The bush and the pan do not.

2. Who praised the LORD for being the one, true God? Elijah and all the people of Israel.

For You and Me:

The people of Israel turned away from worshipping Baal and returned to praise the LORD after they saw Him sent fire down from heaven. He was the one, true God. There was no other god they should ever worship besides Him! There is no god we should worship other than the LORD, too. We can start to worship Him by turning away from our sins and trusting in Jesus as our Savior. Ask God to help you! He loves to answer these prayers!

The Gospel (story wrap-up if NOT using Listening Assignments)**Our Bible Truth is:**

Can Anybody Tell Me What the LORD Is Like?

He's Not Like Anyone Else...

He Is the One, True God!

The people of Israel are not the only people who disobey the LORD and choose to worship other things. We have all chosen to disobey Him. We have all chosen to worship other things besides Him. How we deserve His punishment!

But how kind is the LORD! He offers us forgiveness through His Son, Jesus! Jesus suffered and died on the cross as the perfect payment for our sins. He rose from the dead on the third day, showing He had really beaten sin and death for us. How can Jesus be OUR Savior? By turning away from our sins and trusting in Jesus as our Savior. If we do, we become God's people. We will know special closeness with Him in our hearts now. And one day, we will go to live with Him forever. God loves to help us trust in Jesus! Ask Him!

Close in prayer.

Closing ACTS Prayer

- A** We praise You, LORD, that You are the great and awesome God. There is no god like You!
- C** LORD, we should love and worship You alone, but many times we choose to worship other gods. We don't live for You. We don't honor You as best and most important. We don't depend on You to take care of us. Please forgive us! We need a Savior!
- T** Thank You, LORD, making us to know and worship You. Thank You for making the way for us to be forgiven of our sins through Jesus. Thank You that now we can know and worship You because of Him.
- S** Work in our hearts! Help us to turn away from other things we are tempted to worship. Help us to trust in Jesus as our Savior. Help us to worship only You!

In Jesus' name we pray, Amen.

Go to Lesson Plan, p.9 for the script to the rest of the lesson.

Deep Down Discussion Sheet

use with all THREE lessons

Use with all response activities for deeper learning



P.1

Questions to aid discussion of the key concepts and for use in games

Be familiar with these questions and answers. Look for opportunities to ask questions and discuss their answers, such as while the children work on their coloring pages, as part of their response games, or during play time. Remember: your goal isn't to ask all these questions or only talk to the children about these things. It is to be deliberate in having good conversations with them, however much or little you have.

<p>BIG QUESTION</p> <p>Meaning</p> <p>Discussion Questions</p>	<p>Can Anybody Tell Me What the LORD Is Like? He's Not Like Anyone Else!</p> <p>There are many gods that people worship, but none is like the LORD. He is the one, true God. He's not like anyone else! He's always been alive--and He will never die. He's completely good and loving. He's all-powerful and all-wise. And that's just the beginning of what the LORD is like. He is so great! There will always be more of Him to know.</p> <p><i>choose a few</i></p> <ol style="list-style-type: none"> 1. Can anybody tell me what the LORD is like? <i>He's not like anyone else!</i> 2. Do people worship many different gods? <i>Yes, they do.</i> 3. Are all gods the same as the LORD? <i>No, there is no other god like the LORD.</i> 4. Who is the one, true God? <i>The LORD.</i> 5. How long has God been alive? <i>He's always been alive.</i> 6. When will God die? <i>Never!</i> 7. How good and loving is God? <i>He is completely good and loving!</i> 8. How powerful is the LORD? <i>He is all powerful.</i> 9. How wise is the LORD? <i>He is all wise!</i> 10. Will we ever know everything there is to know about God? <i>No, there will always be more of Him for us to know.</i>
<p>BIBLE TRUTH</p> <p>Meaning</p> <p>Discussion Questions</p>	<p>He's Not Like Anyone Else..He Is the One, True God!</p> <p>People look for a god to worship: someone or something that they honor as best; who is most important to them; who they will love most of all; and, serve. And, someone or thing they can depend on to take care of them.</p> <p>Sometimes, people make their own gods. They cut them out of wood or stone and worship them. Sometimes, people make things their god. They make having many nice things most important. They trust in their money to take care of them. They never seem to have enough of it. Sometimes people worship other people or even themselves! People are most important to them. They change what they say and do to please them, even if it's wrong. What others think of them matters to them too much.</p> <p>Money, people, and even wood and stone are all good things, but they were not meant to be worshipped. There is really only one SOMEONE we are made to worship: it is the LORD, the one, true God. The LORD made heaven and earth and everything in it... even us! He is all-loving and all-good. He knows everything there is to know and He can do whatever He wants to do. He's the one who can we can depend on to take care of us. He is the only one who is really worthy of our worship. There is no one like Him.</p> <p>Seek after the LORD! Live for Him! He promises that all who seek Him will find Him. How wonderful it is to know and live for the LORD, the one, true God!</p> <p><i>choose a few</i></p> <ol style="list-style-type: none"> 1. What do all people look for to worship? <i>Someone or something that they honor as best, love the most, and depend on to take care of them.</i> 2. What kinds of things do people worship? <i>Fake gods of wood and stone; money; even, people.</i> 3. Who is the only one we should worship? <i>The LORD.</i> 4. Who is the only one who we can really depend on to take care of us? <i>The LORD.</i> 5. How do we seek after the LORD and find Him? <i>By talking to the LORD. By turning away from our sins and trusting in Jesus as our Savior. He loves to help us do this and find Him!</i>

Deep Down Discussion Sheet

use with all THREE lessons

P.2*Questions to aid discussion of the key concepts and for use in games*

THE GOSPEL	What is God's good news for you and me? <i>The gospel! The LORD is the one, true God. We should all obey Him. But, we all say "no" to God and we deserve God's punishment! How sad! But, oh, how kind is the LORD! He sent His Son, Jesus, to save us! Jesus lived a perfect life. Then, He offered it up as the full payment for our sins when He suffered and died on the cross. Jesus didn't stay dead. On Day Three, Jesus rose from the dead, proving He had beaten sin and death for God's people. We can be God's people, too, if we turn away from our sins and trust in Jesus as our Savior. If we do, we will get to know God in our hearts, now. And one day, we will go to live with God forever. Ask God to help you trust in Jesus. He loves to answer this prayer.</i>
BIBLE TRUTH BIBLE VERSE Meaning Discussion Questions	<p>"Among the gods there is none like you, O LORD; no deeds can compare with yours. For you are great and do marvelous deeds; you alone are God." --Psalm 86:8,10</p> <p>Learn a Little: "O LORD ... you alone are God."</p> <p>This verse tells us that there is no one like the LORD. If we compare anyone else's deeds to the LORD's, it is easy to see just how great He is. He alone is God and worthy of our worship!</p> <ol style="list-style-type: none"> 1. What other god is like the Lord? <i>None.</i> 2. Who else does works as great as the Lord's? <i>No one.</i> 3. What are some of the Lord's great and wondrous works? <i>He created the whole world and keeps it going. He takes care of His people every day of their lives. He saved them from their sins through Jesus. He raised Jesus from the dead.</i> 4. What great and wondrous work can God do in us? <i>He can help us to turn away from our sins and trust in Jesus as our Savior. He can make us His people!</i>
BIBLE STORY Discussion Questions	<p>The Case of the Fight with Fire <i>choose a few</i></p> <ol style="list-style-type: none"> 1. What was the name of the idol the Israelites worshipped? <i>Baal.</i> 2. What did the people of Israel want Baal to give them? <i>Rain, big families and good food.</i> 3. Who did God keep loving even when they broke their promises to love and obey Him? <i>The people of Israel.</i> 4. What did the LORD show the people by taking away the rain? <i>That He (not Baal) was not the one, true God.</i> 5. Why didn't Baal send fire to burn up the worship gift? <i>He was just a fake god.</i> 6. What did the fire from the LORD burn up? <i>The bull, the water, the wood and even the stones.</i> 7. Who did the people of Israel see was the one, true God? <i>The LORD.</i> 8. What did the people of Israel do when they saw the LORD was the one, true God? <i>They turned away from worshipping Baal and began to worship the LORD again.</i> 9. How are we like the people who worshipped Baal? <i>We often choose to trust in things other than God. We often do not worship the LORD and obey His good ways as we should.</i> 10. What does the LORD want us to turn away from? Who does He want us to worship and put our trust in? <i>He wants us to turn away from our sins and worship Him instead. He wants us to trust in Jesus as our Savior.</i>