

DEEP DOWN DETECTIVES



Unit 4 Visual Aids, NIV

with

Simple Story Scenes

The God Like None Other

Volume 1: Bible Truths 1-4



Curriculum for preschool and elementary age children,
training tools, music and other resources
are available for download or to order at:
www.praisefactory.org

© 2022 Praise Factory Media all rights reserved. May be reproduced by licensed user for classroom purposes only.

This and many other resources are available online at www.praisefactory.org

Scripture quotations marked (NIV) are taken from the Holy Bible, New International Version®, NIV®, Copyright © 1973, 1978, 1984 by Biblica, Inc.™ Used by permission of Zondervan. All rights reserved worldwide.www.zondervan.com

Scripture quotations marked (ESV) are from The Holy Bible, English Standard Version® (ESV®), copyright © 2001 by Crossway, a publishing ministry of Good News Publishers. Used by permission. All rights reserved.

Scripture quotations marked HCSB are taken from the Holman Christian Standard Bible®, Copyright © 1999, 2000, 2002, 2003, 2009 by Holman Bible Publishers. Used by permission. Holman Christian Standard Bible®, Holman CSB®, and HCSB® are federally registered trademarks of Holman Bible Publishers.

Table of Contents

About the Deep Down Detectives Resources	6
Unit 4: The God Like None Other	
Can Anybody Tell Me What the LORD Is Like? He's Not Like Anyone Else!	
Bible Truth 1: He is a Glorious Spirit	7
Unit Overview	9
Story	11
Big Question and Answer Sign	17
Unit 4 All Bible Truths Sign	19
Bible Truth 1 Concept Sign	21
Bible Verse Sign	23
Detective Dan's Listening Assignment #1	25
Detective Dan's Listening Assignment #2	27
Detective Dan's Listening Assignment #3	29
Story Scenes	37
Bible Truth 2: He Is the One, True God	85
Unit Overview	87
Story	89
Big Question and Answer Sign	97
Unit 4 All Bible Truths Sign	99
Bible Truth 2 Concept Sign	101
Bible Verse Sign	103
Detective Dan's Listening Assignment #1	105
Detective Dan's Listening Assignment #2	107
Detective Dan's Listening Assignment #3	109
Story Scenes	117
Bible Truth 3: He is God the Father, Son and Holy Spirit: One God, But Three Persons	165
Unit Overview	167
Story	169
Big Question and Answer Sign	175
Unit 4 All Bible Truths Sign	177
Bible Truth 3 Concept Sign	179
Bible Verse Sign	181
Detective Dan's Listening Assignment #1	183
Detective Dan's Listening Assignment #2	185
Detective Dan's Listening Assignment #3	187
Story Scenes	195

Table of Contents, continued

Bible Truth 4: Bible Truth 4: He Is Everywhere, All the Time	251
Unit Overview	253
Story	255
Big Question and Answer Sign	263
Unit 4 All Bible Truths Sign	265
Bible Truth 4 Concept Sign	267
Bible Verse Sign	269
Detective Dan's Listening Assignment #1	271
Detective Dan's Listening Assignment #2	273
Detective Dan's Listening Assignment #3	275
Story Scenes	283
Other Visual Aids	343
Making a Big Question Box/Briefcase	344
Making a Flannelgraph Storyboard	345
Making Durable Storyboard Pictures	345
Making Durable Story Scene Pictures	345
Making the Deep Down Detectives Bible Folder	346
Deep Down Detectives Bible Folder Picture Front Cover	347
Deep Down Detectives Bible Folder Picture Back Cover	349

Deep Down Detectives Curriculum Resources

There are five companion resources for each of the sixteen units of Deep Down Detectives. Use whichever resources are useful to your setting. Deep Down Detectives resources are available as free, digital downloads at praisefactory.org, or for purchase as hard copies through amazon.com.

Make sure to check out the “Bits and Pieces” section of the Deep Down Detectives curriculum online. It has all of the resources separated out making it easy for you simply to pick, choose and print out whatever you want.

Deep Down Detectives Core Curriculum Book, ESV/NIV for each unit

The Deep Down Detectives Core Curriculum book contains the curriculum introduction, the lesson plans, stories, music, activities and take home sheets for each of the units.

Deep Down Detectives Visual Aids with Simple Story Scenes, ESV/NIV for each unit

This resource provides large, colorful signs of the key concepts used in the unit, PLUS, easy-to-use, colorful scenes that you hold up in sequence as you tell the story. The story text for each scene is printed on the bottom of each scene.

Deep Down Detectives Simple Story Scenes, ESV/NIV for each volume

This resource includes only 2-page overview for Bible Truth, the story scenes, and take home sheets. This is a great, basic resource for use at home and in many classroom teaching situations.

Deep Down Detectives Small Format Visual Aids, ESV/NIV (Small Format Storyboard Pictures) for each volume

This resource provides large, colorful signs of the key concepts used in the unit, PLUS, colorful storyboard (flannelgraph) pictures to cut out and use as you tell each story. These storyboard pictures are for use with storyboards at least 24" x 36" in size.

Deep Down Detectives Large Format Visual Aids, ESV/NIV (Large Format Storyboard Pictures) for each volume

This resource provides large, colorful signs of the key concepts used in the unit. It also provides colorful storyboard (flannelgraph) pictures to cut out and use as you tell each story. These storyboard pictures are for use with storyboards 36" x 48" in size.

All of these materials may be photocopied for non-commercial church, classroom or school use by licensed users.

Other Resources in the Praise Factory Family of Curriculum

Deep Down Detectives is the second in a family of three, inter-related curriculums:

- Hide 'n' Seek Kids (focus group: ages 2-4; adaptable range: ages 2-pre-K 5's)
- Deep Down Detectives (focus group: ages 4--6's; adaptable range: ages 3-2nd grade)
- PFI: (focus group: grades K-5th grade; adaptable range: pre-K 5's-6th grade)

Each curriculum teaches the same biblical themes, but are presented in greater depth as the children grow and develop. Together, the curriculums work like an expanding spiral of truth that returns to reinforce the same truths with each curriculum, yet leading the children to deeper understanding with each step up.

Learn more about these curriculums as well as other resources and ideas for reaching children with the gospel at: www.praisefactory.org.

About the Deep Down Detectives Visual Aids

How Are They Used?



The Deep Down Detectives Visual Aids book is a companion resource to be used alongside the Deep Down Detectives Core Curriculum book for each unit. These colorful pictures are used in presenting the key concepts; telling the Bible stories; and, in playing the Bible Story Review games.


What Do They Include?



There are four different resources included in this book:

- 1. Key Concept Visual Aids**-- colorful signs of the Big Question and Answer, the Bible Truth, the Bible verse, and the Listening Assignments to use with the 3 lessons for each Bible Truth.
- 2. The Story Scenes, themselves.** Notice that each scene is numbered and that there is a brief summary of the story that corresponds to the picture. You can actually just tell the story in a simple way by using only the text at the bottom of each Story Scene.
- 3. Directions** for making the Deep Down Detectives "Bible" Folder and the **back/front images** to paste in place when making it. (Larger back/front images are found online with the curriculum.)
- 4. Directions** for how to make a homemade flannelgraph storyboard and sturdy Story Scene pictures are found in the back of this book.

Ready, Set, Rip It Out!



This book is meant to be ripped up and made into your visual aids. The key concept signs can be cut out and laminated or slipped into sheet protectors. The Story Scenes can be put in sheet protectors or laminated, too.

Store It!



Deep Down Detectives is a curriculum that can be used over and over. Store your visual aids and storyboard pictures after using them and they will serve you for many years. We store ours in manilla envelopes and then put them (along with all the rest of the curriculum) in magazine files, labelled by Bible Truth. If you have multiple classes using the curriculum, store each set of resources in separate manilla envelopes. This will make prep much simpler, second time around.

Replacement Story Scene Pictures



You can always purchase this book again or simply go online and print out any scenes that go missing.

Other Options



You can also choose to tell the story in a more traditional flannelgraph way by using your own flannelgraph figures or by purchasing/free downloading the Storyboard Pictures (large and small format size available). This is more complex and requires more preparation, but some love it. And, it does allow for kids to interact more by helping to place pictures up on the board as you tell the story.

DEEP DOWN DETECTIVES



**Unit 4,
Bible Truth 1
Visual Aids
and
Story Scene Pictures**

About the Deep Down Detectives Visual Aids

How Are They Used?



The Deep Down Detectives Visual Aids book is a companion resource to be used alongside the Deep Down Detectives Core Curriculum book for each unit. These colorful pictures are used in presenting the key concepts; telling the Bible stories; and, in playing the Bible Story Review games.


What Do They Include?



There are four different resources included in this book:

- 1. Key Concept Visual Aids**-- colorful signs of the Big Question and Answer, the Bible Truth, the Bible verse, and the Listening Assignments to use with the 3 lessons for each Bible Truth.
- 2. The Story Scenes, themselves.** Notice that each scene is numbered and that there is a brief summary of the story that corresponds to the picture. You can actually just tell the story in a simple way by using only the text at the bottom of each Story Scene.
- 3. Directions** for making the Deep Down Detectives "Bible" Folder and the **back/front images** to paste in place when making it. (Larger back/front images are found online with the curriculum.)
- 4. Directions** for how to make a homemade flannelgraph storyboard and sturdy Story Scene pictures are found in the back of this book.

Ready, Set, Rip It Out!



This book is meant to be ripped up and made into your visual aids. The key concept signs can be cut out and laminated or slipped into sheet protectors. The Story Scenes can be put in sheet protectors or laminated, too.

Store It!



Deep Down Detectives is a curriculum that can be used over and over. Store your visual aids and storyboard pictures after using them and they will serve you for many years. We store ours in manilla envelopes and then put them (along with all the rest of the curriculum) in magazine files, labelled by Bible Truth. If you have multiple classes using the curriculum, store each set of resources in separate manilla envelopes. This will make prep much simpler, second time around.

Replacement Story Scene Pictures



You can always purchase this book again or simply go online and print out any scenes that go missing.

Other Options



You can also choose to tell the story in a more traditional flannelgraph way by using your own flannelgraph figures or by purchasing/free downloading the Storyboard Pictures (large and small format size available). This is more complex and requires more preparation, but some love it. And, it does allow for kids to interact more by helping to place pictures up on the board as you tell the story.

Unit 4: The God Like None Other

Unit Big Question (and Answer): Can Anybody Tell Me What the LORD Is Like? He's Not Like Anyone Else!

Unit Bible Verse: "O LORD... there is no God like you in heaven above or on earth below." 1 Kings 8:23

Bible Truth 1 Concept: He's Not Like Anyone Else...He is a Glorious Spirit

God is a spirit, great and glorious. We cannot see God's Spirit with our eyes or touch His Spirit with our hands. So how can we know what God's Spirit is like? God's Word, the Bible tells us! The Bible tells us of times, long ago, when God let people see some of His glory--the shiny brightness of His pure goodness and greatness. And, it tells us that God made each of us with a spirit a bit like His great and glorious Spirit so that we can know and love Him. Best of all, God sent His Son, Jesus to earth, giving Him a body so He could be our Savior. Jesus showed us what God is like. He was fully God AND fully a man, all together in one! How amazing!

But most of amazing of all will be the day when God's people see Jesus in heaven. There He will be shining brightly with the beautiful glory of God's Spirit. How wonderful that will be to see Him like that!

Bible Truth 1 Bible Verse: John 4:24

"God is spirit, and his worshippers must worship in spirit and in truth."

Learn a Little: "God is spirit."

Meaning

Jesus tells us in these verses that God is spirit. He tells us that anyone who wants to be a true follower, a true worshipper of God, will worship God with the spirit He put inside of us. How do we do this? By turning from our sins, believing in Jesus, the Son of God, and trusting in Him as our Savior. When we do, God puts His Holy Spirit inside our spirit. He works powerfully inside us, helping us to live out our faith in Him by seeking to know Him more and more, and to love Him in everything we do in our lives.

Bible Truth 1 ACTS Prayer

- A** We praise You, God, that You are the great and awesome God. There is no god like You. You are a glorious spirit!
- C** God, many times we forget how great You are. We cannot see You and we act like You are not there. We forget to praise You. Please forgive us.
- T** Thank You, God, for wanting us to know and love You, even though we are just little people and You are the great and awesome God, a glorious spirit. Thank You for giving us a spirit to know and love You.
- S** God, help us to tell others about You so they can know how great and awesome You are. Help us to know and love You truly from our hearts. In Jesus' name we pray, Amen.

Bible Truth 1 Story**The Case of the Day of Blazing Brightness**

1 Kings 6:8; 2 Chronicles 3-4,6-7

Songs Used in Bible Truth 1

Big Q & A 4 Song

Big Question 4 Song: Can Anybody Tell Me What the LORD Is Like?

Inspector Graff's Rap: The ABC's of God

Big Question 4 Bible Verse Song: There Is No God Like You 1 Kings 8:23, NIV 1984

Extra Big Question 4 Bible Verse Song: I Am God Isaiah 46:9,11, NIV 1984

Big Question 4 Hymn: Praise Him, Praise Him, All Ye Little Children

Big Question 4 Praise Song: God Is So Good

Bible Truth 1 Bible Verse Song: God Is Spirit John 4:24, NIV 1984

listen to or download songs for free at <https://praisefactory.org>: Deep Down Detectives Music page

The Case of the Day of Blazing Brightness

1 Kings 6:8; 2 Chronicles 3-4,6-7



Story-telling Tips

Ahead of time:

1. Read the Bible verses and story. Pray!
2. Choose story action cues and/or prepare storyboard figures, if using. (Included in Visual Aids book)
3. Practice telling story with the storyboard pictures, timing your presentation. Shorten, if necessary.

During your presentation:

1. Maintain as much eye contact as possible as you tell the story.
2. Put up storyboard figures/add story action cues as you tell the story. Allow the children to help you put them on the board, if desired.
3. Include the children in your story with a few questions about what they think will happen or words/concepts that might be new to them.

INTRODUCTION/ LISTENING ASSIGNMENTS

"Our story is called: The Case of the Day of Blazing Brightness. Here is your listening assignment." Read from Detective Dan's Listening Assignment signs, but questions are summarized below:

Detective Dan's Lesson #1 Listening Assignment:

I need to find out:

- 1. What was the special celebration on the Day of Blazing Brightness?**
- 2. What caused the Blazing Brightness? What did it mean?**

Detective Dan's Lesson #2 Listening Assignment:

Our Bible Verse is John 4:24

"God is spirit, and his worshippers must worship in spirit and in truth."

I need to find out:

- 1. What did God do on the Day of Blazing Brightness that showed the people He had come to meet with them in the new, worship house?**
- 2. What did the people do that showed they wanted to worship the LORD in spirit and truth?**

Detective Dan's Lesson #3 Listening Assignment:

I found six clues, but only 4 of them are in the story.

Our six clues were: gold; popcorn; a special box; a trumpet; a man named Hiram, and a ball.

Hold each of them up for the children to see as you identify them.

I need to figure out:

- 1. Which four belong in the story and which two don't?**
- 2. Who praised the LORD on the Day of Blazing Brightness? What did they ask Him to do?**

Read the assignment questions, THEN SAY,

"Ok, Deep Down Detectives! Put on your best listening ears and see if you can hear the answers to Detective Dan's questions. When I finish telling the story, we will see if we can answer all the questions."

Read the Bible Truth story, answer questions, present the gospel and lead in prayer.

Answers to questions; the gospel; and, ACTS prayer are included with the story text.

The Case of the Day of Blazing Brightness *1 Kings 6:8; 2 Chronicles 3-4,6-7*

Story with lines separating paragraphs (text in bold, optional interaction cues in italics)

King David lived in a big, beautiful house made of the finest wood, but the Ark of the Covenant (the special, golden box where God would meet with His people) lived in a tent.

“Why should I live in a palace and God meet with us in just a tent! I want to build a fine, worship house for the LORD,” he told Nathan, God’s messenger.

But Nathan told King David, “The LORD says, “No, I don’t want you to build the Worship House for Me. I want your son, Solomon to build it. He will build it when he becomes king, after you die.”

David obeyed the LORD. He did not build the Worship House; BUT, he did do something to get ready for it.

Can you guess what he did?

King David saved up lots of golden money. He would make sure that Solomon could buy everything needed to build the beautiful Worship House when he became king.

At last, David died and Solomon became king. Solomon didn’t forget that he was to build the Worship House for the LORD. He went right to work!

Solomon hired thousands of workers. He sent some of them to Lebanon, a nearby country where there were the best building supplies. “Go to the forests of Lebanon and cut down lots of the tall, cedar trees. Float them down the sea and bring them here to Jerusalem,” the king told the workers.

Other workers he sent deep down to the stone quarries. “Go down to the (SB8) quarries and cut huge blocks of the beautiful, white, limestone. Drag them up here,” Solomon told others. “This Worship House will be made from the best wood and the most beautiful stone!” he exclaimed.

The men worked hard. They brought all the wood and the stone to Jerusalem. Now it was time to build!

King Solomon searched for the best builder he could find. He chose a man named Hiram. “Hiram, take all of this wood and limestone. Build the best Worship House you can. My workers will help you. Carve it with beautiful designs. Decorate it with fine cloth. Cover it with gold, too. Nothing is too good for the LORD’s Worship House. It will be His Temple,” Solomon told him.

Hiram and the workers worked for a long, long time. They used the wood and the stones, the fine cloth, and the gold to make the Temple. The LORD helped Hiram make it just right.

Hiram used the white limestone on the outside of the Worship House. It glistened in the sun. It reminded the people of the LORD’s glory--the beautiful shiny, brightness that shines out from His Spirit.

Story with lines separating paragraphs (text in bold, optional interaction cues in italics)

Hiram used the wood inside the Temple to make walls. He covered the floors and walls in gold. He carved in angels, trees, fruits and flowers. He added beautiful, sparkly jewels. The Temple would remind the people of the beautiful Garden that God gave people at the beginning of the world. There, Adam and Eve enjoyed perfect closeness with God before they disobeyed Him.

Best of all, was the little room where the Ark of the Covenant would be. God would meet with His people there. It was hidden behind curtains decorated with angels and trees. Everything in this room was covered in gold! When Hiram finished everything, it was time to gather the people.

At last the Worship House was done. Can you guess what it was time for now?

Can you guess?

It was time for everyone to worship the LORD!

King Solomon sent messages to the people, far and wide: "The Worship House is done. It's time to get ready to worship the LORD!"

"People, bring your worship gifts of sheep and goats and cows. Come and gather with me at the great altar outside the Worship House," the king told them. "Come, priests and Levites! You are the only ones allowed to carry the Ark and other special, worship things into the new, Worship House. It's time to put them in," the king ordered. "Come, worship leaders, get ready to lead us! Wash yourselves and put on your special, white, worship clothes. Get your musical instruments ready to play," Solomon told them. "You're going to lead us all in worshipping the LORD."

Everyone did what King Solomon told them to do. "Maa, maa, baa, baa, moo, moo!" The people came with thousands and thousands of worship gifts of sheep and goats and cows. They gathered together with the King by the altar outside of the Temple, the new Worship House.

"Wash, wash, scrub, scrub," the worship leaders washed themselves and put on their special, white clothes. They got out their musical instruments and tuned them up. There were trumpets and cymbals and harps and lyres. Everyone waited by the altar. What were they waiting for?

Can you guess?

It was the Ark and all of the other special worship things! And here they came: the priests and Levites carrying them all from the tent and to the new Worship House. And as they came, King Solomon and the people began to offer their worship gifts to the LORD.

Everyone watched as the Levites and priests set all the golden, worship things in place in the big room. Then last of all, they put the Ark beneath the cherubim in its special, little room. As the priests and Levites came out of the Temple, the musicians picked up their instruments and began to play and sing, "Praise to the LORD, for He is good, for His love goes on and on and on." How happy they were that the Ark of the Covenant had come home to the new Worship House!

King Solomon and the people kept offering their worship gifts. Higher and higher and higher the worship gifts piled up. Oh, how everyone wanted to honor the LORD!

Story with lines separating paragraphs (text in bold, optional interaction cues in italics)

Then, shhhh! Everyone got very quiet as King Solomon led them in a prayer to the LORD.

Solomon spread out his hands before God and prayed: "LORD, there is no God like you, in heaven or on earth. You are too great to live in this Worship House. The whole world isn't even big enough to hold You," the king prayed. "But please, LORD, make this a special, Worship House where all people can come and pray to You, and praise You, and bring their worship gifts to You. Please have Your special presence dwell here. Accept our prayers," he prayed.

The LORD heard King Solomon's prayer. He WOULD have His special presence dwell there at the Worship House. He WOULD listen to their prayers and receive their praises and worship gifts!

But how would King Solomon and the people know that the LORD answered their prayer? After all, the LORD is a Spirit. They could not see Him with their eyes. They could not touch Him with their hands. How would they know if His special presence had really come to dwell in the new Worship House?

Can you guess what the LORD would do?

King Solomon and the people did not have to wait long to find out. Suddenly, there was a bright flash of light and a big wave of heat as the LORD sent a great fire down from heaven that whooshed down and burned up that huge pile of worship gifts on the altar. That was one, amazing "yes" answer to their prayers!

But that was not all. Next, the LORD did something even more amazing than that great fire from heaven. Something that would show the people FOR SURE that He can chosen the special, Worship House as His meeting place with them.

Can you guess what He did?

God showed the people some of His beautiful, shiny glory--the wonderful, shiny brightness that shines out from His Spirit.

Yes! King Solomon, the priests, Levites, worship leaders, and all the people watched as God's beautiful glory came down from heaven like a great, sparkly cloud. It covered up the top of the whole Worship House. And inside, it filled so full that none of the worship leaders could even go in!

Now everyone really knew that the LORD had said "yes" to all of their prayers!

He had accepted all their worship gifts and showed them some of His glory. His presence would dwell in the worship house. He would meet with the people there.

Then, everyone including the great, King Solomon, himself, fell down flat on his face and worshiped the LORD. They gave thanks to the LORD, saying, "Praise to the LORD, for He is good, for His love goes on and on and on."

And they stayed right there next to the Worship House for seven, whole days, worshipping and celebrating with a big party.

Cracking the Case: (story wrap-up for Listening Assignments)

It's time to see how we did with our Listening Assignment.

Detective Dan's Lesson 1 Listening Assignment:

1. What was the special celebration on the Day of Blazing Brightness? The new Worship House was finished and ready to be used for worship.

2. What caused the Blazing Brightness? What did it mean? The blazing brightness was the glory of the LORD that came down from heaven and filled the special worship house. It was how the LORD showed the people that He would meet with them in the new Worship House.

For You and Me:

How wonderful it must have been to see the beautiful glory of the LORD's Spirit that day! But how more amazing it is that God's own Son, Jesus would come to earth to live among us, and to suffer and die for our sins! He can be our Savior, when we turn away from our sins and trust in Him as our Savior. Then, He will send the Holy Spirit to live inside our very hearts and meet with us, His dearly-loved people, there!

Detective Dan's Lesson 2 Listening Assignment:
Our Bible Verse is John 4:24

"God is spirit, and his worshippers must worship in spirit and in truth."

1. What did God do on the Day of Blazing Brightness that showed He had come to meet with the people in the new Worship House? He let them see the blazing brightness from the glory of His Spirit as it came down and filled the new Worship House.

2. What did the people do that showed they wanted to worship the LORD in spirit and truth? They brought their worship gifts to the LORD. They sang praises to Him. They prayed to Him and bowed before Him.

For You and Me:

God wants us to worship Him in spirit and truth, too. How can we do that? We can sing praises to Him and pray to Him, like those people did long ago. Most of all, we can turn away from our sins and trust in Jesus as our Savior. God can help us do this. Ask Him!

Detective Dan's Lesson 3 Listening Assignment:

Our six clues were: gold; popcorn; a special box; a trumpet; a man named Hiram, and a ball.

1. Which four belong in our story?

The gold; the special box; the trumpet; and, Hiram.

2. Who praised the LORD on the Day of Blazing Brightness? What did they ask Him to do? The King, the worship leaders and all the people praised the LORD. King Solomon asked the LORD to make the special, worship house the place where He would meet with them.

For You and Me:

Long ago, the people needed the special, worship house to meet with God, but no more! Jesus came and He made the way for us to meet with God and be His people without the special, worship house. Jesus paid for the sins of God's people when He suffered and died on the cross. He rose from the dead on the third day, showing He had done it! Now all who turn away from their sins and trust in Jesus as their Savior, can be saved. They can know special closeness with God in their hearts by His Holy Spirit. And one day, they will go to live with Him in all His glory forever! God can help us become His people. Ask Him!

The Gospel (story wrap-up if NOT using Listening Assignments)**Our Bible Truth is:**

Can Anybody Tell Me What the LORD Is Like?

He's Not Like Anyone Else...

He is a Glorious Spirit!

God is a glorious Spirit who we cannot see. But God sent Jesus, His Son to earth to be our Savior. He was still God, but now He was human, too. How amazing!

And what did Jesus have to do to be our Savior? He lived a perfect life, then He gave it up as He suffered and died on the cross. He took the punishment for sin that we deserve so we could be God's people. He was our special worship gift. The last one we would ever need. On the third day, Jesus rose from the dead, showing He had really beaten sin and death for us. Now all who turn away from their sins and trust in Jesus as their Savior will be forgiven. They will enjoy wonderful special closeness with God as His people, now. And when they die, they will go to live in His glorious presence forever. God can help you become one of His people, too. Ask Him! He loves to do this!

Close in prayer.

Closing ACTS Prayer

- A** We praise You, God, that You are the great and awesome God. There is no god like You. You are a glorious spirit!

- C** God, many times we forget how great You are. We cannot see You and we act like You are not there. We forget to praise You. Please forgive us.

- T** Thank You, God, for wanting us to know and love You, even though we are just little people and You are the great and awesome God, a glorious spirit. Thank You for giving us a spirit to know and love You.


- S** God, help us to tell others about You so they can know how great and awesome You are. Help us to know and love You truly from our hearts. In Jesus' name we pray, Amen.

Go to Lesson Plan, p.9 for the script to the rest of the lesson.

BIG QUESTION 4



Can Anybody Tell me what the LORD Is Like?



ANSWER:

He's Not Like Anyone Else!

VISUAL
AID

#1

take out



of BQB

The Big Question

Hold up the Big Question sign for all the children to see, and say:

The Big Question we are investigating today is

Big Question Number 4:

Can Anybody Tell Me What the LORD Is Like?

and the Answer is:

He's Not Like Anyone Else!

Meaning:

There are many gods that people worship, but none is like the LORD. He is the one, true God. He's not like anyone else! He's always been alive--and He will never die. He's completely good and loving. He's all-powerful and all-wise. And that's just the beginning of what the LORD is like. He is so great! There will always be more of Him to know.

Let's sing our Big Question Song: "

Big Q & A 4 Song

DDD NIV Songs 4, track 12

(adapted version of "Have You Ever Seen a Lassie")

Can anybody tell me,

Tell me, tell me,

Can anybody tell me,

What the LORD is like?


He's not like anyone else,


Anyone else, anyone else,


He's not like anyone else,


That's what the LORD is like.


BIG QUESTION 4: Eight truths about the LORD


- 


1. **THE LORD**
- 


2. Only the LORD is God!
- 

3. GOD, the Father
3 in 1
GOD, the Son
GOD, the Holy Spirit
- 

4.
- 

5.
- 

6.
- 

7.
- 

8.

Visual Aid #2 of BQB

This Unit's Bible Truths

"He's not like anyone else" is a good beginning, but there's so more to learn. So it's time for us to dig down even deeper for more answers to our Big Question about God. We're going to be learning EIGHT Bible truths that all tell us more about what God is like.

Who would like to hand me the picture with our eight Bible truths on it? It's in the Big Question Box/Briefcase."

Choose a child to get it and hand it to you, then hold it up and show them the pictures of the eight truths they will be learning.

After everyone has had a good look say...

"Ok, now let's look at our Bible Truth Clue sign and see if we can figure out which of these four truths we will be learning about today. Who would like to get it out of the Big Question Briefcase for me?"

Choose a child to open the briefcase, take out the Bible Truth Clue sign and hand it to you.


CAN YOU GUESS BIBLE TRUTH I?

Can Anybody Tell Me What
the LORD Is Like?

He's Not Like Anyone Else...

He Is a Glorious ???!

HINT: "What does God glory
shine out from?
It starts with an "s"
and it rhymes with "hear it."



THE
LORD

ANSWER:

He Is a Glorious **SPRIT!**

Visual take out
Aid



#3

of BQB

Revealing the Bible Truth

We Are Learning

Hold up the front side for the children to see. Cover up the answer, written along the bottom, and say:

**“Can Anybody Tell Me What the LORD Is Like?
He’s Not Like Anyone Else!
He Is a Glorious ????”**

We’re missing one word. Here’s the hint to what the missing word is. It says: “What does God glory shine out from? It starts with an “s” and it rhymes with “hear it.”

Can you guess? It’s “spirit!”

So the Bible Truth we are learning today is:

(uncover answer from bottom of sign, show it to them and say:)

**“Can Anybody Tell Me What the LORD Is Like?
He’s Not Like Anyone Else!
He Is a Glorious SPIRIT!”**

And here is what this Bible Truth means:

(read the meaning off of the back of the sign, say:)

God is a spirit, great and glorious. We cannot see God’s Spirit with our eyes or touch His Spirit with our hands. So how can we know what God’s Spirit is like? God’s Word, the Bible tells us! The Bible tells us of times, long ago, when God let people see some of His glory--the shiny brightness of His pure goodness and greatness. And, it tells us that God made each of us with a spirit a bit like His great and glorious Spirit so that we can know and love Him.

Best of all, God sent His Son, Jesus to earth, giving Him a body so He could be our Savior. Jesus showed us what God is like. He was fully God AND fully a man, all together in one! How amazing!



“God is spirit, and his worshippers must worship

in spirit and in truth.”

John 4:24

Visual Aid

Place
verse in



take out



of BQB

Bible Truth | Bible Verse

Remove the Bible Verse Picture from the "Bible" folder and hold it up for all the children to see, then say:

John 4:24 tells us:

John 4:24

"God is spirit, and his worshippers must worship in spirit and in truth."

Learn a Little: "God is spirit."

What does that mean?

Jesus tells us in these verses that God is spirit. He tells us that anyone who wants to be a true follower, a true worshipper of God, will worship God with the spirit. He put inside of us. How do we do this? By turning from our sins, believing in Jesus, the Son of God, and trusting in Him as our Savior. When we do, God puts His Holy Spirit inside our spirit. He works powerfully inside us, helping us to live out our faith in Him by seeking to know Him more and more, and to love Him in everything we do in our lives.

"Now it's time to do a bit more deep down investigating. Let's see what Detective Dan wants us to help him figure out. Would someone like to get it out for me?"

"We've said our Bible verse, now let's sing it!"

"We've said our Bible verse, now let's sing it!"

God Is Spirit:

John 4:24

DDD NIV Songs 4, track 19

God is spirit, God is spirit,
And those who worship him
Worship in spirit and truth.
God is spirit, God is spirit,
And those who worship him
Worship in spirit and truth.
John Four, twenty-four.

"Now it's time to do a bit more deep down investigating. Let's see what Detective Dan wants us to help him figure out. Would someone like to get it out for me?"

take out



Place in



Visual Aid



Detective Dan's Listening Assignment #1

Detective Dan's

Listening Assignment #1



Hi, Deep Down Detectives!

I'm working on a brand-new case called:

"The Case of the Day of Blazing Brightness."

I need to find out:

1. **What was the special celebration on the Day of Blazing Brightness?**
AND
2. **What caused the Blazing Brightness? What did it mean?**

Can you help me? Listen carefully to the story and you might just hear the answers!

Thanks!

Detective Dan

Then say, "Ok, Deep Down Detectives! Put on your best listening ears and see if you can hear the answers to Detective Dan's questions. When I finish telling the story, we will see if we can answer all of his questions."

Read the Bible Truth story, putting up the storyboard pictures as you tell it.

At the end of the story, repeat the questions and lead the children in answering them. Present the gospel and close in prayer.

Answers to assignment questions, the gospel and ACTS prayer are also included at the end of the story text.

Answers:

1. **What was the special celebration on the Day of Blazing Brightness?**
The new Worship House was finished and ready to be used for worship.
2. **What caused the Blazing Brightness? What did it mean?** The blazing brightness was the glory of the LORD that came down from heaven and filled the special worship house. It was how the LORD showed the people that He would meet with them in the new Worship House.

For You and Me:

How wonderful it must have been to see the beautiful glory of the LORD's Spirit that day! But how more amazing it is that God's own Son, Jesus would come to earth to live among us, and to suffer and die for our sins! He can be our Savior, when we turn away from our sins and trust in Him as our Savior. Then, He will send the Holy Spirit to live inside our very hearts and meet with us, His dearly-loved people, there!

take out



of BQB

Place in



Visual Aid



Detective Dan's Listening Assignment #2

Detective Dan's

Listening Assignment #2



Hi, Deep Down Detectives!

I'm still working on the case called:

"The Case of the Day of Blazing Brightness."

Our Bible verse is John 4:24

"God is spirit, and his worshippers must worship in spirit and in truth."

I need to find out:

1. What did God do on the Day of Blazing Brightness that showed the people He had come to meet with them in the new, worship house?

AND

2. What did the people do that showed they wanted to worship the LORD in spirit and truth?

Can you help me? Listen carefully to the story and you might just hear the answers!

Thanks for your help!

Detective Dan

Then say, "Ok, Deep Down Detectives! Put on your best listening ears and see if you can hear the answers to Detective Dan's questions. When I finish telling the story, we will see if we can answer all of his questions!"

Read the Bible Truth story, putting up the storyboard pictures as you tell it. At the end of the story, repeat the questions and lead the children in answering them. Present the gospel and close in prayer.

Answers to assignment questions, the gospel and ACTS prayer are also included at the end of the story text.

Answers:

Our Bible Verse is John 4:24

"God is spirit, and his worshippers must worship in spirit and in truth."

1. **What did God do on the Day of Blazing Brightness that showed** He had come to meet with the people in the new Worship House? He let them see the blazing brightness from the glory of His Spirit as it came down and filled the new Worship House.

2. **What did the people do that showed they wanted to worship the LORD in spirit and truth?** They brought their worship gifts to the LORD. They sang praises to Him. They prayed to Him and bowed before Him.

For You and Me:

God wants us to worship Him in spirit and truth, too. How can we do that? We can sing praises to Him and pray to Him, like those people did long ago. Most of all, we can turn away from our sins and trust in Jesus as our Savior. God can help us do this. Ask Him!


take out



Place in



Visual Aid



Detective Dan's Listening Assignment #3

Detective Dan's

Listening Assignment #3



Hi, Deep Down Detectives!

I'm still working on the case called:

“The Case of the Day of Blazing Brightness.”

I found SIX clues, but TWO of them are NOT in the story.

They are: gold; popcorn; a special box; a trumpet; a man named Hiram, and a ball.

Hold up each of the six pictures for the children to see as you identify them. Better yet, put them up on your flannelgraph board, off to one side.

I need to know:

1. Which FOUR pictures belong in the story and which TWO do NOT?
2. Who praised the LORD on the Day of Blazing Brightness? What did they ask Him to do?

Can you help me? Listen carefully to the story and you might just hear the answers!

Thanks!

Detective Dan

Then say, “Ok, Deep Down Detectives! Put on your best listening ears and see if you can hear the answers to Detective Dan's questions. When I finish telling the story, we will see if we can answer all of his questions.”

Read the Bible Truth story, putting up the storyboard pictures as you tell it. At the end of the story, repeat the questions and lead the children in answering them. Present the gospel and close in prayer.

Answers to assignment questions, the gospel and ACTS prayer are also included at the end of the story text.

Answers:

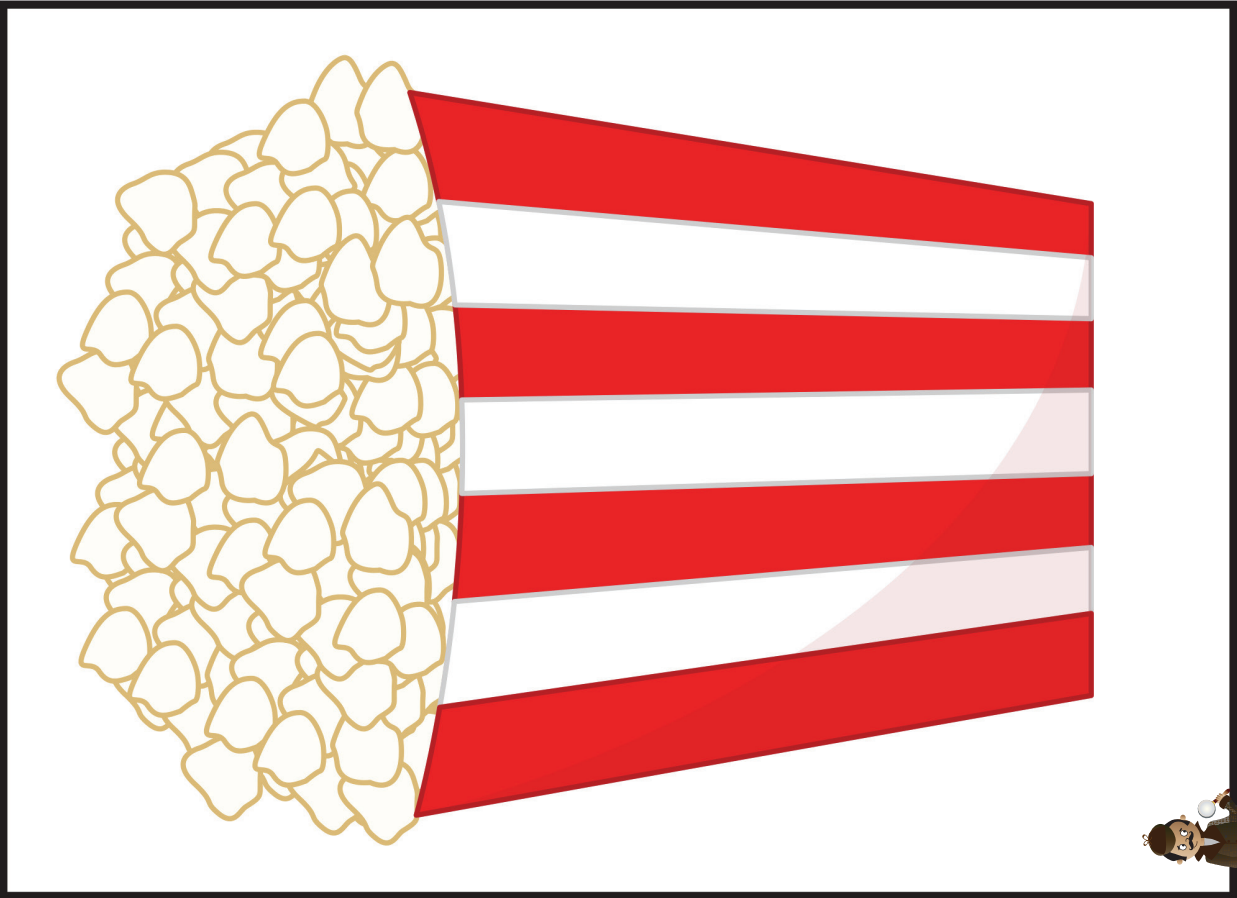
1. Which four pictures belong in the story and which two do not?

The gold; the special box; the trumpet; and, Hiram belong in the story. The popcorn and the ball do not.


2. Who praised the LORD on the Day of Blazing Brightness? What did they ask Him to do? The King, the worship leaders and all the people praised the LORD. King Solomon asked the LORD to make the special, worship house the place where He would meet with them.

For You and Me:

Long ago, the people needed the special, worship house to meet with God, but no more! Jesus came and He made the way for us to meet with God and be His people without the special, worship house. Jesus paid for the sins of God's people when He suffered and died on the cross. He rose from the dead on the third day, showing He had done it! Now all who turn away from their sins and trust in Jesus as their Savior, can be saved. They can know special closeness with God in their hearts by His Holy Spirit. And one day, they will go to live with Him in all His glory forever! God can help us become His people. Ask Him!



Popcorn



Gold

VISUAL
AID
#5C

Place in
DDD
Bible™

take out
Big
Question
Briefcase
of BQB

VISUAL
AID
#5C

Place in
DDD
Bible™

take out
Big
Question
Briefcase
of BQB

DDD 4.1 Lesson 3 Listening Assignment Clue Picture 2 for kids

DDD 4.1 Lesson 3 Listening Assignment Clue Picture 1 for kids

A Trumpet



The Ark of the Covenant



VISUAL
AID
#5C

Place in
DDD
Bible™

take out
Big
Question
Briefcase
of BQB

VISUAL
AID
#5C


Place in
DDD
Bible™

take out
Big
Question
Briefcase
of BQB

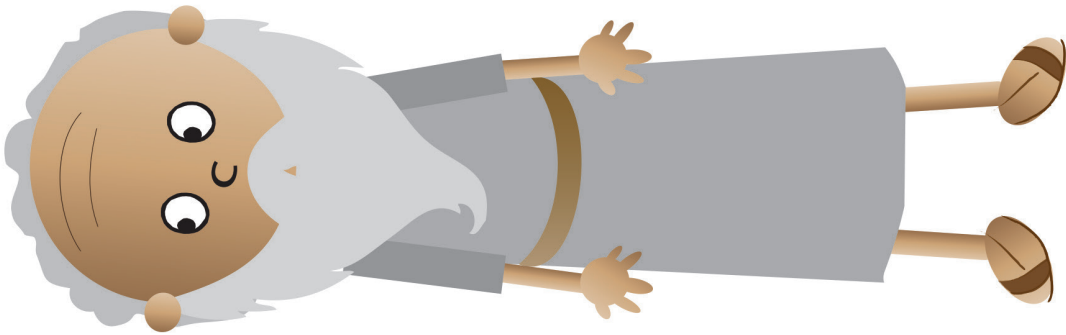
DDD 4.1 Lesson 3 Listening Assignment Clue Picture 4 for kids

DDD 4.1 Lesson 3 Listening Assignment Clue Picture 3 for kids

A Ball



A Man Named Hiram





DDD 4.1 Lesson 3 Listening Assignment Clue Picture 6 for kids



DDD 4.1 Lesson 3 Listening Assignment Clue Picture 5 for kids