

DEEP DOWN DETECTIVES

**Curriculum Resources
for Unit 4, Bible Truth 1:**



**Can Anybody Tell Me
What the LORD Is Like?
He's Not Like Anyone Else...
He Is a Glorious Spirit!**

Session Prep (especially good for newbies!)

Pray!



Pray for the Holy Spirit to be at work in your and the children's hearts.

Review



If new to the curriculum, look at the **Getting Started with Deep Down Detectives section of the Core Curriculum book.** (p.5) It will be especially helpful to read through the Deep Down Detectives section of **The Praise Factory Tour: Extended Version Book.** This is a visual way to understand what goes on in the classroom. (A pdf of the book is found in the samples section on the website.)

Look through and Learn the Lesson



Read over **lesson plan.** Practice any **songs or action rhymes** you are using. Choose/make up motions to go with these. Choose less with younger children and more with older preschoolers. **Practice the lesson with the visual aids** and using the Big Question Box/Briefcase.

Read and Rehearse the Bible Story with Pictures



Read the Bible story from the Bible. Read the curriculum version. Practice telling it with the storyboard pictures. (If you have not previously laminated the story pictures, do that now.) Or, rehearse it from the Simple Story Scenes, if you are using those.

Let There Be Music



Download the music and listen to the songs. Choose which of the songs you will use with the children. If using live musicians, make sure they have the sheet music (Appendix A, Core Curriculum book).

Put the Props in Place



1. Prepare your Visual Aids. Put the Big Question, Unit Bible Truths, Bible Truth, Bible Verse, and Listening Assignment signs, as well as the Bible Story script in one side of the Bible folder.
2. Get out your storyboard. If using Simple Story Scenes, put these in your Bible Folder. Or, if using the individual storyboard figures, put all background pictures in place (they have a BG by the number). Put the rest of the storyboard pictures (these have a SB by the number) in order of use in the other side of the Bible folder.
3. Put the DDD Bible Folder as well as the Big Question sign in the Big Question Box/Briefcase and shut it. If your box/briefcase has locks and you want to use the unlocking the box as part of your session, lock it now....but make sure you have the key or know the code first.
4. Prepare the music CD or sheet music or mp3 device for use in your session.

Set Out Free Play Activities



Choose and set up free time activities you will use with the children. Choose a variety of different activities that will be enjoyed by different types of children. Rotate the activities you provide to keep them interesting and fresh to your children. (Suggestions in Appendix D, Core Curriculum books.)

Prepare Any Activities



Choose which (if any) of the Bible Truth games and crafts activities you want to use in the session. Bear in mind your time frame as well as the developmental abilities and attention span of your children as you decide which/how many to prepare. **Look over the Discussion Sheet** and choose a few questions you might use to spark discussion with the children as they do their activities (especially good for ages 3's+). Pray for God to give you opportunities to talk about these things with the children.

Let Them Take It with Them



Make copies of the craft/take home sheets, if you are not already using them as one of your activities. You may also want to make copies of the story (see take-home version of each story included in Appendix C with the other take home resources) to have for parents to use with their children at home. There's a link on each craft/take home sheet to the story, if you don't make hard copies.

Store It



After your session is over, collect the resources and store them for future use. This curriculum can be used over and over for years to come.

Unit 4: The God Like None Other

UNIT OVERVIEW

There are many gods that people worship, but none is like the LORD. He is the one, true God. He's not like anyone else! He's always been alive--and He will never die. He's completely good and loving. He's all-powerful and all-wise. And that's just the beginning of what the LORD is like. He is so great! There will always be more of Him to know.

In this unit we will learn eight, amazing ways that the LORD is not like anyone else!

UNIT BIBLE VERSE: 1 Kings 8:23

"O LORD...there is no God like you, in heaven above or on earth beneath."

BIG QUESTION UNDER INVESTIGATION: Can Anybody Tell Me What the LORD Is Like?

ANSWER: He's Not Like Anyone Else!

OPTIONAL Big Question 4 INTRODUCTION LESSON (Use Hide 'n' Seek Kids Unit 4 Material)

Story: The Case of the Big Showdown *Exodus 1-12*

Bible Verse: 1 Kings 8:23

➔ BIBLE TRUTH 1: He is a Glorious Spirit (3 Lessons Available)

Story: The Case of the Day of Blazing Brightness *1 Kings 6:8; 2 Chronicles 3-4,6-7*

Bible Verse: John 4:24

BIBLE TRUTH 2: He Is the One, True God (3 Lessons Available)

Story: The Case of the Fight with Fire *1 Kings 18*

Bible Verse: 2 Corinthians 13:14

BIBLE TRUTH 3: He is God the Father, Son and Holy Spirit: One God, but Three Persons

(3 Lessons Available)

Story: The Case of the Amazing Plan of the Three-in-One *Matthew 3:11-17; Mark 1:7-11; Luke 3:15-18, 21-23; John 1:19-34*

Bible Verse: 2 Corinthians 13:14

BIBLE TRUTH 4: He Is Everywhere, All the Time (3 Lessons Available)

Story: The Case of the God Who Would Never Leave *Genesis 27-28*

Bible Verse: Psalm 139:1-3,7-10

BIBLE TRUTH 5: He Knows Everything There Is to Know (3 Lessons Available)

Story: The Case of the Missing Donkeys *1 Samuel 9*

Bible Verse: Daniel 2:20

BIBLE TRUTH 6: He Is Perfectly Holy, Purely Good (3 Lessons Available)

Story: The Case of the Tent that Had to Be Just So *Exodus 25-31,35-40; Leviticus 8*

Bible Verse: Isaiah 6:1-3

BIBLE TRUTH 7: He Can Do Anything He Wants to Do (3 Lessons Available)

Story: The Case of the Man with the Big Name *2 Kings 18-19; 2 Chronicles 32*

Bible Verse: Psalm 135:5-6

BIBLE TRUTH 8: He Is Always Faithful, Through and Through (3 Lessons Available)

Story: The Case of the Never-Forgotten Food *Exodus 16*

Bible Verse: Psalm 86:1,15,16

Deep Down Detectives ESV Songs 4 Track Numbers

This is a listing of all songs mentioned in the unit curriculum. You may or may not choose to use all of the songs. They are listed in easy-reference order--NOT in the order used in the curriculum. You may choose to simply burn a CD/load them onto an mp3 device in this order. Or, you may want to do what we do: choose the songs we want to use and create a play list of them in that order. Then, we burn a CD/upload the play list onto an mp3 device. A teacher only has to click forward to the next song, instead of hunting for the right track. The track number have been included as part of the title of each song, so teachers will still have a reference to the track number listed in the curriculum (same as those listed below), even if you change the order on your customized play list.

SONGS USED EVERY UNIT OF THE CURRICULUM

- 1 The Classroom Song v.1
- 2 The Classroom Song v.2
- 3 The Classroom Song v.3
- 4 The Classroom Song v.4
- 5 Deep Down Detectives Theme Song
- 6 The Classroom Rules Song
- 7 Let's Pray Song
- 8 The Big Question Box Song
- 9 The Bible Chant Song
- 10 ACTS Prayer Song (Short Version)
- 11 ACTS Prayer Song (Full Version)

Why the Extra Songs?

Deep Down Detectives is a curriculum used by a wide age-span of kids. Sometimes one of the other songs is a better fit for your kids. Or, you may simply want to teach them more songs on the same Bible Truth. Use as many or as few as you want.

UNIT 4: THE GOD LIKE NONE OTHER

- 12 Big Q & A 4 Song
- 13 Big Question 4 Song: Can Anybody Tell Me What the LORD Is Like?
- 14 Inspector Graff's Rap: The ABC's of God
- 15 Big Question 4 Bible Verse Song: O, O, Lord 1 Kings 8:23, ESV
- 16 Extra Big Question 4 Bible Verse Song: In Heaven Above Kings 8:23, ESV (short version)
- 17 Extra Big Question 4 Bible Verse Song: In Heaven Above Kings 8:23, ESV (full version)
- 18 Extra Big Question 4 Bible Verse Song: In Heaven Above or Earth Beneath Kings 8:23, ESV (other version)
- 19 Extra Big Question 4 Bible Verse Song: I Am God Isaiah 46:9,11, ESV
- 20 Big Question 4 Hymn: Praise Him, Praise Him, All Ye Little Children
- 21 Big Question 4 Praise Song: God Is So Good

*listen to or
download songs
for free at [https://
praisefactory.org](https://praisefactory.org): Deep Down
Detectives
Music page*

Can Anybody Tell Me What the LORD Is Like? He's Not Like Anyone Else...

Bible Truth 1: He Is a Glorious Spirit

- 22 Bible Verse: God Is Spirit John 4:24, ESV
- 23 Extra Bible Verse: The Hour Is Coming John 4:24, ESV (other version)

Bible Truth 2: He Is the One, True God

- 24 Bible Verse: Among the Gods Psalm 86:8-10, ESV
- 25 Extra Bible Verse: O Lord of Hosts Isaiah 37:16, ESV

Bible Truth 3: He Is God the Father, Son and Holy Spirit: One God, But Three Persons

- 26 Bible Verse: May the Grace 2 Corinthians 13:14, ESV

Bible Truth 4: He Is Everywhere, All the Time

- 27 Bible Verse: Where Shall I Go? Psalm 139:7-10, ESV
- 28 Extra Bible Verse: O LORD, You Have Searched Me Psalm 139:7-10, ESV (other version)
- 29 Extra Bible Verse: The LORD Looks Down from Heaven Psalm 33:13-14, HCSB

Bible Truth 5: He Knows Everything There Is to Know

- 30 Bible Verse: Blessed Be the Name of God Daniel 2:20-22, ESV
- 31 Extra Bible Verse: May the Name of God Be Praised Daniel 2:20-22, HCSB (other version)

Bible Truth 6: He Is Perfectly Holy, Purely Good

- 32 Bible Verse: I Saw the Lord Isaiah 6:1-3, ESV

Bible Truth 7: He Can Do Anything He Wants to Do

- 33 Bible Verse: I Know that the LORD Is Great Psalm 135:5-6, ESV
- 34 Extra Bible Verse: For I Know the Plans Jeremiah 29:11,13 ESV

Bible Truth 8: He Is Always Faithful, Through and Through

- 35 Bible Verse: But You, O LORD Psalm 86:1,15 ESV
- 36 Extra Bible Verse: Incline Your Ear Psalm 86:1,15,16, ESV (other version)
- 37 Bible Verse: Faithful, He Is Faithful Psalm 145:13,18,19, ESV
- 38 Extra Bible Verse: Proclaim the Name Deuteronomy 32:4 ESV
- 39 Extra Bible Verse: I Will Proclaim Deuteronomy 32:4 ESV

Big Question 4, Bible Truth 1 Overview: Key Concepts**P:1****Unit 4: The God Like None Other**

Unit Big Question (and Answer): Can Anybody Tell Me What the LORD Is Like? He's Not Like Anyone Else!

Unit Bible Verse: "O LORD...there is no God like you, in heaven above or on earth beneath." 1 Kings 8:23

Bible Truth 1 Concept: He's Not Like Anyone Else...He is a Glorious Spirit

God is a spirit, great and glorious. We cannot see God's Spirit with our eyes or touch His Spirit with our hands. So how can we know what God's Spirit is like? God's Word, the Bible tells us! The Bible tells us of times, long ago, when God let people see some of His glory--the shiny brightness of His pure goodness and greatness. And, it tells us that God made each of us with a spirit a bit like His great and glorious Spirit so that we can know and love Him. Best of all, God sent His Son, Jesus to earth, giving Him a body so He could be our Savior. Jesus showed us what God is like. He was fully God AND fully a man, all together in one! How amazing!

But most of amazing of all will be the day when God's people see Jesus in heaven. There He will be shining brightly with the beautiful glory of God's Spirit. How wonderful that will be to see Him like that!

Bible Truth 1 Bible Verse: John 4:24

"God is spirit, and those who worship him must worship in spirit and truth."

Learn a Little: "God is spirit."

Meaning

Jesus tells us in these verses that God is spirit. He tells us that anyone who wants to be a true follower, a true worshipper of God, will worship God with the spirit He put inside of us. How do we do this? By turning from our sins, believing in Jesus, the Son of God, and trusting in Him as our Savior. When we do, God puts His Holy Spirit inside our spirit. He works powerfully inside us, helping us to live out our faith in Him by seeking to know Him more and more, and to love Him in everything we do in our lives.

Bible Truth 1 ACTS Prayer

- A** We praise You, God, that You are the great and awesome God. There is no God like you. You are a glorious spirit!
- C** God, many times we forget how great You are. We cannot see You and we act like You are not there. We forget to praise You. Please forgive us.
- T** Thank You, God, for wanting us to know and love You, even though we are just little people and You are the great and awesome God, a glorious spirit. Thank You for giving us a spirit to know and love You.
- S** God, help us to tell others about You so they can know how great and awesome You are. Help us to know and love You truly from our hearts. In Jesus' name we pray, Amen.

Bible Truth 1 Story**The Case of the Day of Blazing Brightness**

1 Kings 6:8; 2 Chronicles 3-4,6-7

Big Question 4, Bible Truth 1 Overview: Key Concepts

Songs Used in Bible Truth 1

Big Q & A 4 Song

Big Question 4 Song: Can Anybody Tell Me What the LORD Is Like?

Inspector Graff's Rap: The ABC's of God

Big Question 4 Bible Verse Song: O, O, Lord 1 Kings 8:23, ESV

Extra Big Question 4 Bible Verse Song: In Heaven Above Kings 8:23, ESV (short version)

Extra Big Question 4 Bible Verse Song: In Heaven Above Kings 8:23, ESV (full version)

Extra Big Question 4 Bible Verse Song: In Heaven Above or Earth Beneath Kings 8:23, ESV (other version)

Extra Big Question 4 Bible Verse Song: I Am God Isaiah 46:9,11, ESV

Big Question 4 Hymn: Praise Him, Praise Him, All Ye Little Children


Big Question 4 Praise Song: God Is So Good


Bible Truth 1 Bible Verse Song: God Is Spirit John 4:24, ESV

Extra Bible Verse Song: The Hour Is Coming John 4:24, ESV (other version)


listen to or download songs for free at <https://praisefactory.org>: Deep Down Detectives Music page

1. GETTING STARTED

 = follow the stars for a short & simple lesson plan

<p>Intake Activity Ideas</p>	<p>Choose one of these open-ended activities to include children as they join the class:</p>
<p>Free Play Time <i>suggestions in Appendix D</i></p>	<p> Offer your own or some of the easy-to-make, free play activities suggested in Appendix D.</p>
<p>OR Sing-along Music Time <i>lyrics and sheet music, Appendix A</i> <i>listen to or download songs for free at https://praisefactory.org: Deep Down Detectives Music page</i></p>	<p>Music from Deep Down Detectives (DDD) ESV Songs 4:</p> <ul style="list-style-type: none"> Big Q & A 4 Song <i>DDD ESV Songs 4, track 12</i> Big Question 4 Song <i>DDD ESV Songs 4, track 13</i> Extra Unit Song: <ul style="list-style-type: none"> <i>Inspector Graff’s Rap: The ABC’s of God</i> <i>DDD ESV Songs 4, track 14</i> Big Question 4 (Unit) Bible Verse Song: <ul style="list-style-type: none"> O, O, Lord 1 Kings 8:23, ESV <i>DDD ESV Songs 4, track 15</i> Extra Big Question 4 (Unit) Bible Verse Song: <ul style="list-style-type: none"> <i>In Heaven Above Kings 8:23, ESV (short version)</i> <i>DDD ESV Songs 4, track 16</i> Extra Big Question 4 (Unit) Bible Verse Song: <ul style="list-style-type: none"> <i>In Heaven Above Kings 8:23, ESV (full version)</i> <i>DDD ESV Songs 4, track 17</i> Extra Big Question 4 (Unit) Bible Verse Song: <ul style="list-style-type: none"> <i>In Heaven Above or Earth Beneath Kings 8:23, ESV (version 3)</i> <i>DDD ESV Songs 4, track 18</i> Extra Big Question 4 (Unit) Bible Verse Song: <ul style="list-style-type: none"> <i>I Am God Isaiah 46:9,11, ESV</i> <i>DDD ESV Songs 4, track 19</i> Big Question 4 Hymn: <ul style="list-style-type: none"> Praise Him, Praise Him, All Ye Little Children <i>DDD ESV Songs 4, track 20</i> Big Question 4 Praise Song: <ul style="list-style-type: none"> God Is So Good <i>DDD ESV Songs 4, track 21</i> Bible Truth 1 Bible Verse Song: <ul style="list-style-type: none"> God Is Spirit John 4:24, ESV <i>DDD ESV Songs 4, track 22</i> Bible Truth 1 Extra Bible Verse Song: <ul style="list-style-type: none"> <i>The Hour Is Coming John 4:24, ESV (other version)</i> <i>DDD ESV Songs 4, track 23</i> <p><i>Add more fun to Sing-along Music Time by adding a Music, Movement & Memory Activity. These activities are listed on p.10 of this lesson plan with the Response Activities. Instructions found in Appendix B.</i></p>
<p>OR Bible Verse Memory Game <i>instructions found in Appendix B</i></p>	<p>Lesson 1 Game: Freeze ‘n’ Say Lesson 2 Game: Detective Mission Madness Practice Lesson 3 Game: Duck, Duck, Goose</p> <p><i>These activities are also included on p.10 of this lesson plan with the Response Activities.</i></p>

2. OPENING CIRCLE TIME (introduce the Bible Truth and tell the related Bible story)

<p>Gathering the Children <i>lyrics and sheet music, Appendix A</i></p>	<p><i>Sing verse 1 of The Classroom Song to gather the children for Circle Time.</i></p> <p>The Classroom Song, verse 1 <i>DDD ESV Songs 4, track 1</i> Let’s gather together to worship God, Let’s gather together to worship God, Let’s gather together to worship God, Come gather here with me!</p>
<p>Welcome to Deep Down Detectives</p>	<p> “Welcome to Deep Down Detectives. We’re so glad you’ve joined us! Detectives are people who look for answers to questions. In Deep Down Detectives, we look for answers to big questions about God. We dig deep down in the truths of God’s Word to find them.”</p>

2. OPENING CIRCLE TIME, continued



= follow the stars for a short & simple lesson plan

<p>Deep Down Detectives Theme Song</p> <p><i>lyrics and sheet music, Appendix A</i></p>	<p>"Let's sing our Deep Down Detectives Theme Song."</p> <p>Deep Down Detectives Theme Song Deep Down Detectives Theme Song <i>DDD ESV Songs 4, track 5</i></p> <p>We're Deep Down Detectives, diggin' deep in God's Word, For truths about God and His plans for this world, We're seeking to love Him, with all of our heart, We're Deep Down Detectives! Come on! Let's start!</p>
<p>Classroom Rules Song</p> <p><i>lyrics and sheet music, Appendix A</i></p>	<p>There are two very important things that Deep Down Detectives do together: we worship God and we love one another. Our Classroom Rules Song reminds us how we should act. Let's sing it."</p> <p>Classroom Rules Song <i>DDD ESV Songs 4, track 6</i></p> <p>Shh, be quiet while someone is talking, Raise your hand, if you have something to say, Don't touch your friend, sitting beside you, Obey your teachers, Be kind as you play. These are our classroom rules, These are our classroom rules, They help us worship God and love one another, These are our classroom rules.</p>
<p>Opening Prayer Time</p> <p><i>lyrics and sheet music, Appendix A</i></p>	<p>"Children, we need God's help to keep these rules. Let's ask Him to help us right now. Let's get ready and pray."</p> <p>Let's Pray <i>DDD ESV Songs 4, track 7</i></p> <p>1-2-3! Fold your hands, Bow your head, Close your eyes. Let's pray! (<i>repeat</i>)</p> <p>"Let's pray:"</p> <p>Opening Prayer </p> <p>Dear Lord, We're so glad to get to gather together to worship You! Please help us keep the classroom rules. Please help us to love You and learn about You today. In Jesus' name we pray. Amen.</p>

2. OPENING CIRCLE TIME, continued

★ = follow the stars for a short & simple lesson plan

Reveal the Big Question

Introduce the Big Question Box/Briefcase

lyrics and sheet music, Appendix A

“Detectives INVESTIGATE things. That means they ask questions and look for answers. Deep Down Detectives investigate big questions about God. The Big Question we are investigating today is right inside our Big Question Box/Briefcase.

The Big Question Box Song

DDD ESV Songs 4, track 8

We’ve got a big box,
All closed up and locked,
Filled with the truths of God’s Word.

We’ve got a brief case,
There’s no time to waste,
Come on, kids, let’s open it up!

The Big Question under Investigation

VISUAL take out AID



of BQB

*Big Question & Answer Sign, front side
found in the DDD Unit 4 Visual Aids, ESV Book

Ok, who would like to open for me and pull out the Big Question?”

Choose a child to open the box/briefcase, take out the Big Question and hand it to you, then hold up the Big Question sign for all the children to see, and say:

★ The Big Question we are investigating today is Big Question Number 4:
Can Anybody Tell Me What the LORD Is Like?
and the Answer is:
He’s Not Like Anyone Else!

Big Question Meaning

★ There are many gods that people worship, but none is like the LORD. He is the one, true God. He’s not like anyone else! He’s always been alive--and He will never die. He’s completely good and loving. He’s all-powerful and all-wise. And that’s just the beginning of what the LORD is like. He is so great! There will always be more of Him to know.

Big Question Songs

“Let’s sing our Big Question Song:

Big Q & A 4 Song

lyrics and sheet music, Appendix A

★ **Big Q & A 4 Song**

DDD ESV Songs 4, track 12

(adapted version of “Have You Ever Seen a Lassie”)

Can anybody tell me,
Tell me, tell me,
Can anybody tell me,
What the LORD is like?
He’s not like anyone else,
Anyone else, anyone else,
He’s not like anyone else,
That’s what the LORD is like.

2. OPENING CIRCLE TIME, continued



= follow the stars for a short & simple lesson plan

Learning about the Big Question (use one or both)



Repeat the Big Question and Answer again:

"Can Anybody Tell Me What the LORD Is Like? He's Not Like Anyone Else!"

Say: "Hmmm, I wonder what that means... Let's do our action rhyme/sing our song that explains it."

Then do the action rhyme or sing the song using any of the optional motions suggested, if desired.

Big Question Action Rhyme

Big Question 4 Action Rhyme

(POSSIBLE ACTIONS)

The LORD is not like anyone else.
He's not like you or me.
He is a glorious spirit
I cannot touch or see.
He's very, very, VERY strong.
He knows everything,
He never does any wrong!
And He is with us all the time.
No matter where we may be.

Shake your head side to side in a "no"
point out to someone else, then to self

close eyes
flex arm muscle
Touch head
Shake your head side to side in a "no"
Stretch your hands out wide

Big Question (Action Rhyme) Song



Big Question 4 (Action Rhyme) Song

DDD ESV Songs 4, track 13

(POSSIBLE ACTIONS)

lyrics and sheet music, Appendix A

You might also enjoy:

Inspector Graff's Rap:
The ABC's of God
DDD ESV Songs 4,
track 14

lyrics and sheet music,
Appendix A

Refrain:

Tell me, can anybody tell me,
Tell me, what the LORD is like?
Tell me, can anybody tell me,
Tell me, what the LORD is like?
He's not like anyone else,
He's not like anyone else,
He's not like anyone else,
He's not like anyone else,

Point out to others in a arc movement

Point up to God

Shake head "no"

Verse 1

He's Omniscient! (He knows all things)
Omnipresent! (He's everywhere you can be)
Omni-benevolent! (He's always good!)
and Omnipotent! (He can do all things!) Refrain

Touch head
Point out to others in a arc movement

hold up flexed arm

Verse 2

He's Immutable! (He never changes!)
He's Infallible! (He makes no mistakes!)
He's Infinite! (There's always more of Him to know!)
And purely Righteous!
(He has no sin! Not even a teeny, tiny speck!) Refrain

fold arms over chest and shake head "no"

extend out arms to each side

hand gesture for tiny, by place index and thumb of same hand a little space apart

2. OPENING CIRCLE TIME, continued

★ = follow the stars for a short & simple lesson plan

Learning the Bible Truth

VISUAL take out AID



of BQB

VISUAL AID

All the Bible Truths Sign

★ "He's not like anyone else" is a good beginning, but there's so more to learn. So it's time for us to dig down even deeper for more answers to our Big Question about God. We're going to be learning **EIGHT** Bible truths that all tell us more about what God is like.

Who would like to hand me the picture with our eight Bible truths on it? It's in the Big Question Box/Briefcase." *Choose a child to get it and hand it to you, then hold it up and show them the pictures of the eight truths they will be learning.*

After everyone has had a good look, say...

Bible Truth Clue

VISUAL take out AID



of BQB

Bible Truth Clue Sign, front side
VISUAL AID

"Ok, now let's look at our Bible Truth Clue sign and see if we can figure out which of these eight truths we will be learning about today. Who would like to get it out of the Big Question Briefcase for me?"

Choose a child to open the briefcase, take out the Bible Truth Clue sign and hand it to you. Hold up the front side for the children to see. Cover up the answer, written along the bottom, and say:

**"Can Anybody Tell Me What the LORD Is Like?
He's Not Like Anyone Else!
He Is a Glorious ????!"**

Hint

We're missing one word. Here's the hint to what the missing word is. It says: "What does God glory shine out from? It starts with an "s" and it rhymes with "hear it."

Can you guess? It's "spirit."

So the Bible Truth we are learning today is:

(uncover answer from bottom of sign, show it to them and say:)

★ **"Can Anybody Tell Me What the LORD Is Like?
He's Not Like Anyone Else!
He Is a Glorious SPIRIT!"**

Bible Truth Meaning

★ And here is what this Bible Truth means:

(read the meaning off of the back of the sign, say:)

God is a spirit, great and glorious. We cannot see God's Spirit with our eyes or touch His Spirit with our hands. So how can we know what God's Spirit is like? God's Word, the Bible tells us! The Bible tells us of times, long ago, when God let people see some of His glory--the shiny brightness of His pure goodness and greatness. And, it tells us that God made each of us with a spirit a bit like His great and glorious Spirit so that we can know and love Him.

Best of all, God sent His Son, Jesus to earth, giving Him a body so He could be our Savior. Jesus showed us what God is like. He was fully God AND fully a man, all together in one! How amazing!

2. OPENING CIRCLE TIME, continued ★ = follow the stars for a short & simple lesson plan

<p>Learning the Bible Verse</p> <p>The Bible Chant Song</p> <p><i>lyrics and sheet music, Appendix A</i></p>	<p>"And how do I know this is true? God tells me so in His special book, the Bible."</p> <p><i>Say or sing the Bible Chant Song.</i></p> <p>The Bible Chant Song <i>DDD ESV Songs 4, track 9</i></p> <p>The Bible, the Bible, Let's get out the Bible. Let's hear what God has to say. The Bible, the Bible, God's given us the Bible. It's His Word for us to learn and obey! Yay!</p>
--	---

<p>Bible Verse</p> <p><i>DDD 4.1 Bible Verse-front side (in the DDD Bible folder)</i></p> <p><small>VISUAL AID</small> Place verse in take out</p> <div style="display: flex; align-items: center; gap: 10px;"> <div style="border: 1px solid black; padding: 5px; background-color: #90EE90; font-weight: bold; font-size: 24px;">#4</div> <div style="border: 1px solid black; padding: 5px; background-color: #6B8E23; color: white; text-align: center;">DDD Bible Folder</div> <div style="border: 1px solid black; padding: 5px; background-color: #FFD700; text-align: center;">? Big Question Briefcase ?</div> </div> <p style="text-align: center;"><i>of BQB</i></p> <p style="text-align: center;"><i>DDD Bible Folder</i></p> <p><small>*found in the DDD Unit 4 Visual Aids, ESV Book</small></p>	<p>"Who would like to get our Bible folder out of the Big Question Briefcase for me?"</p> <p><i>Choose a child to open the briefcase, take out the "Bible" folder and hand it to you. Remove the Bible Verse Picture from the "Bible" folder and hold it up for all the children to see, then say:</i></p> <p>John 4:24 tells us:</p> <p>★ John 4:24</p> <p>"God is spirit, and those who worship him must worship in spirit and truth."</p> <p>Learn a Little: "God is spirit."</p>
--	--

<p>Bible Verse Meaning</p>	<p>★ What does that mean?</p> <p>Jesus tells us in these verses that God is spirit. He tells us that anyone who wants to be a true follower, a true worshipper of God, will worship God with the spirit He put inside of us. How do we do this? By turning from our sins, believing in Jesus, the Son of God, and trusting in Him as our Savior. When we do, God puts His Holy Spirit inside our spirit. He works powerfully inside us, helping us to live out our faith in Him by seeking to know Him more and more, and to love Him in everything we do in our lives.</p>
-----------------------------------	--

2. OPENING CIRCLE TIME, continued



= follow the stars for a short & simple lesson plan

**Bible Verse
Song**

*lyrics and sheet music,
Appendix A*

You might also enjoy:

*The Hour Is Coming:
John 4:24, ESV
DDD ESV Songs 4, track 23*

We've said our Bible verse, now let's sing it!

God Is Spirit: John 4:24

DDD ESV Songs 4, track 22


God is spirit, God is spirit,
And those who worship him
Worship in spirit and truth.
God is spirit, God is spirit,
And those who worship him
Worship in spirit and truth.
John Four, twenty-four.

2. OPENING CIRCLE TIME, continued

★ = follow the stars for a short & simple lesson plan

<p>Getting into the Case</p>	<p>"Now it's time to do a bit more deep down investigating. Let's see what Detective Dan wants us to help him figure out. Would someone like to get it out for me?"</p>
<p>Listening Assignments</p> <p>Place in  take out  of BQB</p>	<p>NOTE: Listening assignments are most suitable for ages 3+. Skip straight to the Bible story (see bottom of this page), if working with 2 year olds.</p> <p>"Let's open up our listening assignment and see what we are supposed to figure out today.</p> <p>Choose a child to take out the Listening Assignment (from the DDD Bible Folder) and hand it to you. Read Detective Dan's letter to the children that includes the listening assignment. The listening assignments are summarized below:</p>
<p>VISUAL AID</p> <p></p> <p>DDD Unit 4 Visual Aids, ESV</p>	<p>Detective Dan's Lesson #1 Listening Assignment:</p> <p>I need to find out:</p> <ol style="list-style-type: none"> 1. What was the special celebration on the Day of Blazing Brightness? 2. What caused the Blazing Brightness? What did it mean?
<p>VISUAL AID</p> <p></p> <p>DDD Unit 4 Visual Aids, ESV</p>	<p>Detective Dan's Lesson #2 Listening Assignment:</p> <p>Our Bible Verse is John 4:24, ESV</p> <p>"God is spirit, and those who worship him must worship in spirit and truth."</p> <p>I need to find out:</p> <ol style="list-style-type: none"> 1. What did God do on the Day of Blazing Brightness that showed the people He had come to meet with them in the new, worship house? 2. What did the people do that showed they wanted to worship the LORD in spirit and truth?
<p>VISUAL AID</p> <p></p> <p>*Listening Assignment #3 includes the Assignment Sheet, plus 6 clue pictures*</p> <p>DDD Unit 4 Visual Aids, ESV</p>	<p>Detective Dan's Lesson #3 Listening Assignment:</p> <p>I found six clues, but only 4 of them are in the story. Our six clues were: gold; popcorn; a special box; a trumpet; a man named Hiram, and a ball.</p> <p>Hold each of them up for the children to see as you identify them.</p> <p>I need to figure out:</p> <ol style="list-style-type: none"> 1. Which four belong in the story and which two don't? 2. Who praised the LORD on the Day of Blazing Brightness? What did they ask Him to do?
<p>Tell the Bible Story ★</p> <p>Place story & pics in  take out  of BQB</p> <p>DDD Unit 4 Visual Aids, ESV</p> <p>Story text included in this book right after this lesson plan and in Visual Aids book</p>	<p>★ Then say, "Ok, Deep Down Detectives! Put on your best listening ears and see if you can hear the answers to Detective Dan's questions. When I finish telling the story, we will see if we can answer all the questions."</p> <p>★ Bible Story: The Case of the Day of Blazing Brightness</p> <p>1 Kings 6:8; 2 Chronicles 3-4,6-7</p> <p>Read the Bible Truth story, putting up the storyboard pictures as you tell it. Then, have the children answer the listening assignment. Present the gospel and lead in prayer. Or, use the Simple Story Scenes resource to do all of this.</p> <p>*Answers to questions; the gospel; and, ACTS prayer are included with the story text.*</p>


2. OPENING CIRCLE TIME, continued

 = follow the stars for a short & simple lesson plan

<p>Story Response Song(s)</p> <p>Hymn</p> <p><i>lyrics and sheet music, Appendix A</i></p>	<p><i>As attention span and time allow, you might want to end with one of the following songs which also tie in with the unit. If desired, use the Music and Movement activity ideas while singing (listed with the Response Activities).</i></p> <p>Praise Him, Praise Him, All Ye Little Children <i>DDD ESV Songs 4, track 20</i></p> <p>Praise Him, praise Him, All ye little children, God is love (powerful, holy), God is love (powerful, holy), Praise Him, praise Him, All ye little children, God is love (powerful, holy), Praise Him, praise Him, All ye little children, God is love (powerful, holy).</p> <p>Tie-in: "Children God is so good, so powerful and so holy! Let's praise Him!"</p>
--	---

<p>Praise Song</p> <p><i>lyrics and sheet music, Appendix A</i></p>	<p>Praise Song: God Is So Good <i>DDD ESV Songs 4, track 21</i></p> <p>God is so good (powerful, holy), God is so good (powerful, holy), God is so good (powerful, holy), He's so good (powerful, holy) to me.</p> <p>Tie-in: "Children God is so good, so powerful and so holy! Let's praise Him!"</p>
--	--

3. TAKING ACTION: Response Activities *(choose from among these activities)*

<p>Transition to Activities</p>	<p> Well, Deep Down Detectives, you've done a great job diggin' deep down for answers in the truths of God's Word. Now it's time to enjoy some activities."</p> <p><i>Tell children what activity/s you are providing for them: either free play or some of the response activities listed below. When you are ready to dismiss them, use this song to help the children transition in an orderly fashion to their next activity.</i></p>
--	--






<p>Classroom Song, verse 2</p> <p><i>lyrics and sheet music, Appendix A</i></p>	<p>"Children, let's sing our Time to Play Song. When we are finished you may get up and walk over to our next activity."</p> <p>Classroom Song, verse 2 <i>DDD ESV Songs 4, track 2</i></p> <p>We've gathered together to worship God, We've gathered together to worship God, And now it's time to play.</p> <p><i>Dismiss the children to whatever activities you have prepared for them to do.</i></p>
--	---

Lesson Plan: Big Question 4, Bible Truth 1

use with all THREE lessons

p.10

3. TAKING ACTION: Response Activities (choose from among these activities) ★ = short & simple lesson plan

<p>Response Activities</p>	<p>Choose one or more activities appropriate for your children, based on classroom time and developmental needs. Add the Discussion Sheet to any activity for deeper learning. ★</p>
<p>Bible Verse Memory Game</p> <p><i>game directions, Appendix B</i></p>	<p>Though listed with the opening activities, you may choose to use this Bible verse game here instead (or as a repeat).</p> <ul style="list-style-type: none"> • Lesson 1 Game: Freeze 'n' Say • Lesson 2 Game: Detective Mission Madness Practice • Lesson 3 Game: Duck, Duck, Goose <p>Use the Discussion Sheet with this activity for even deeper learning ★</p>  <p>Discussion Questions</p>
<p>Music, Movement & Memory Activity</p> <p><i>game directions, Appendix B</i></p>	<p>A music activity that uses the songs from the Bible Truth and Big Question unit.</p> <ul style="list-style-type: none"> • DDD Songs for this Bible Truth, plus: • Lesson 1 Activity: Block Clappers • Lesson 2 Activity: Lullabies, Bells and Lions • Lesson 3 Activity: Musical Squares <p>Use the Discussion Sheet with this activity for even deeper learning ★</p>  <p>Discussion Questions</p>
<p>Bible Story Review Game</p> <p><i>game directions, Appendix B</i></p>	<p>A game that uses the storyboard pictures from the story to review the story.</p> <ul style="list-style-type: none"> • Lesson 1 Game: Pony Express • Lesson 2 Game: Who's Inside? • Lesson 3 Game: Fix Up the Mix Up <p>Use the Discussion Sheet with this activity for even deeper learning ★</p>  <p>Discussion Questions</p>
<p>Coloring Pages/ Take Home Sheets</p> <p><i>in Appendix C</i></p> <p>★</p>	<p>A coloring page related to the lesson assignment question is provided for each lesson. On the back of each are the key concepts, a few questions and a song for parents to use with their children.</p> <p>NOTE: Upgrade your coloring sheet to a more interesting craft by offering simple embellishments, such as jiggly eyes, craft sand, glitter, glitter glue, colored paper dots (made with a hole punch), fabric scraps, etc. Make cut-to-size glued-on clothes, hair, etc for characters by using a copy of the coloring sheet, cutting out the selected portions and making them the patterns for whatever you want to cut out of fabric, paper, foil, etc.</p> <ul style="list-style-type: none"> • Lesson 1 Coloring Sheet Emphasis: Bible Truth • Lesson 2 Coloring Sheet Emphasis: Bible Verse • Lesson 3 Coloring Sheet Emphasis: ACTS Prayer <p>Use the Discussion Sheet with this activity for even deeper learning ★</p>  <p>Discussion Questions</p>
<p>Extra Crafts: Big Question Craft <i>in Appendix C</i></p> <p>Bible Verse Craft <i>in Appendix C</i></p> <p>Bible Story Puzzle <i>in Appendix C</i></p>	<p>These crafts are slightly more complex than the coloring/take home sheets:</p> <p>The Bible Concept Go-and-Tell Craft is a craft that summarizes the Bible concept and includes the Bible verse is included for those desiring more than a coloring sheet. This more complex craft will involve gluing, sticking, etc. Can be used at any time.</p> <p>The Bible Story Coloring Sheet provides a tie in between the Bible story and the Bible truth they are learning.</p> <p>The Storyboard Picture Placement Page has been made into a puzzle that can be cut out and re-assembled by the children. This provides a nice summary of the story.</p> <p>Use the Discussion Sheet with these activities for even deeper learning ★</p>  <p>Discussion Questions</p>
<p>Free Play Activities ★ <i>ideas in Appendix D</i></p>	<p>Offer your own or some of the easy-to-make, free play activities suggested in Appendix D.</p>

4. CLOSING CIRCLE TIME *(End-of-session activities for the last 5-10 minutes of class time)*

 = short & simple lesson plan

<p>Transition to Closing Circle</p> <p>Classroom Song, verse 3</p> <p><i>lyrics and sheet music, Appendix A</i></p>	<p><i>Use this song to help the children transition in an orderly fashion. Start singing this song and ask the children to gather with you for Closing Circle Time.</i></p> <p>Classroom Song, verse 3 <i>DDD ESV Songs 4, track 3</i></p> <p>It's time to get ready to go and tell, It's time to get ready to go and tell, Come gather here with me.</p>
<p>Closing Circle Time</p> <p>Classroom Song, verse 4</p> <p><i>lyrics and sheet music, Appendix A</i></p>	<p><i>When children are settled in the circle, say:</i></p> <p>"It's almost time for your parents to come pick you up. And do you know what that means? It means.... (draw this out to build anticipation and excitement)...that it's almost time to go home and....it's almost time to...Go and Tell! We have learned some big news about God today. God wants us to take and tell it to the whole world!"</p> <p>Classroom Song, verse 4 <i>DDD ESV Songs 4, track 4</i></p> <p>So what's our big news to go and tell, So what's our big news to go and tell, Can you tell me now?</p>
<p>Big News to Tell</p> <p>Big Question 4</p> <p><i>VISUAL AID</i></p> <p>#1</p> <p><i>*found in the DDD Unit 4 Visual Aids, ESV Book</i></p> <p><i>lyrics and sheet music, Appendix A</i></p> <p>Big Question 4, Bible Truth 1</p> <p><i>VISUAL AID</i></p> <p>#3</p>	<p>"Let's see....there's so much big news to tell! There's so much we've learned!</p> <p>First of all, can you tell me the answer to our Big Question: "Can Anybody Tell Me What the LORD Is Like?" <i>Hold up the Bible Truth Clue Picture.</i></p> <p>Say the answer with me: "He's Not Like Anyone Else!"</p> <p><i>(If desired, you can sing one/both of the Big Question songs.)</i> <i>DDD ESV Songs 4, tracks 12,13</i></p> <p>And what's one way He does this? What did we learn? <i>Point to the picture.</i></p> <p>He is a Glorious Spirit!</p> <p>"And how do I know this is true? Can you tell me?"</p>
<p>Big Question 4 Bible Truth 1 Bible Verse</p> <p><i>VISUAL AID</i></p> <p>#4</p> <p><i>*found in the DDD Unit 4 Visual Aids, ESV Book</i></p> <p><i>lyrics and sheet music, Appendix A</i></p>	<p>Say it with me: "The Bible tells me so!" That's right!</p> <p>We learned: John 4:24, ESV</p> <p>"God is spirit, and those who worship him must worship in spirit and truth."</p> <p>Learn a Little: "God is spirit."</p> <p>This verse tells us that God is spirit. It also tells us that if we want to be true followers, true worshippers of God, that we will worship Him with the spirit He put inside of us. How do we do this? By turning from our sins, believing in Jesus, the Son of God, and trusting in Him as our Savior. When we do, God puts His Holy Spirit inside our spirit. He works powerfully inside us, helping us to live out our faith in Him by seeking to know Him more and more, and to love Him in everything we do in our lives.</p> <p><i>(If desired, you can sing the Bible verse song.)</i> <i>DDD ESV Songs 4, track 22</i></p>

4. CLOSING CIRCLE TIME, continued



= follow the stars for a short & simple lesson plan

<p>Closing ACTS Prayer Time</p> <p>ACTS Prayer Chant</p> <p><i>lyrics and sheet music, Appendix A</i></p>	<p><i>Let's ask God to help us to remember this and even tell others this good news. Let's get ready and pray our ACTS prayer.</i></p> <p><i>And what does ACTS mean? Let's sing/say our ACTS Prayer Chant!</i></p> <p>ACTS Prayer Chant Song <i>DDD ESV Songs 4, tracks 10,11</i></p> <p>A, Adoration, God, we praise You! C, Confession, Forgive us our sins. T, Thanksgiving, Thank You for Jesus, S, Supplication, Help us to live like Him.</p> <p style="text-align: right;">That's the ACTS prayer, my friend, Bow your head, Close your eyes, Shhh, Let's begin.</p>
<p>Closing ACTS Prayer</p>	<p>"Let's pray!"</p> <p><i>Lead the children in the ACTS prayer for this Bible Truth.</i></p> <p>A We praise You, God, that You are the great and awesome God. There is no God like you. You are a glorious spirit!</p> <p>C God, many times we forget how great You are. We cannot see You and we act like You are not there. We forget to praise You. Please forgive us.</p> <p>T Thank You, God, for wanting us to know and love You, even though we are just little people and You are the great and awesome God, a glorious spirit. Thank You for giving us a spirit to know and love You.</p> <p>S God, help us to tell others about You so they can know how great and awesome You are. Help us to know and love You truly from our hearts.</p> <p>In Jesus' name we pray, Amen.</p>
<p>5. TAKING IT HOME <i>(Take Home Sheet)</i></p>	
<p>Clean up and Dismissal </p>	<p>"Now it's time to work together and clean up." <i>Have the children join you in cleaning up the room.</i></p>
<p>Coloring Pages/ Take Home Sheets </p> <p><i>in Appendix C</i></p>	<p><i>Give out the craft/take home sheet and any other papers from the session, as you dismiss children from class.</i></p> <p><i>(Reminder: The back side of the coloring page is the take home sheet for each lesson.)</i></p>
<p>Bible Story to Take-Home</p> <p><i>in Appendix C</i></p>	<p>You may also want to include a copy of the story along with the take home sheet. (However, each coloring sheet/take home sheet includes a note to parents telling where they can download the story from the Parent Resources section on the website.</p>

The Case of the Day of Blazing Brightness

1 Kings 6:8; 2 Chronicles 3-4,6-7



Story-telling Tips

Ahead of time:

1. Read the Bible verses and story. Pray!
2. Choose story action cues and/or prepare storyboard figures, if using. (Included in Visual Aids book)
3. Practice telling story with the storyboard pictures, timing your presentation. Shorten, if necessary.

During your presentation:

1. Maintain as much eye contact as possible as you tell the story.
2. Put up storyboard figures/add story action cues as you tell the story. Allow the children to help you put them on the board, if desired.
3. Include the children in your story with a few questions about what they think will happen or words/concepts that might be new to them.
4. Watch the kids for signs that their attention span has been reached. Shorten, if necessary.

INTRODUCTION/ LISTENING ASSIGNMENTS

“Our story is called: The Case of the Day of Blazing Brightness. Here is your listening assignment.” Read from Detective Dan’s Listening Assignment signs, but questions are summarized below:

Detective Dan’s Lesson #1 Listening Assignment:

I need to find out:

- 1. What was the special celebration on the Day of Blazing Brightness?**
- 2. What caused the Blazing Brightness? What did it mean?**

Detective Dan’s Lesson #2 Listening Assignment:

Our Bible Verse is John 4:24, ESV

“God is spirit, and those who worship him must worship in spirit and truth.”

I need to find out:

- 1. What did God do on the Day of Blazing Brightness that showed the people He had come to meet with them in the new, worship house?**
- 2. What did the people do that showed they wanted to worship the LORD in spirit and truth?**

Detective Dan’s Lesson #3 Listening Assignment:

I found six clues, but only 4 of them are in the story.

Our six clues were: gold; popcorn; a special box; a trumpet; a man named Hiram, and a ball.

Hold each of them up for the children to see as you identify them.

I need to figure out:

- 1. Which four belong in the story and which two don’t?**
- 2. Who praised the LORD on the Day of Blazing Brightness? What did they ask Him to do?**

Read the assignment questions, THEN SAY,

“Ok, Deep Down Detectives! Put on your best listening ears and see if you can hear the answers to Detective Dan’s questions. When I finish telling the story, we will see if we can answer all the questions.”

Read the Bible Truth story, answer questions, present the gospel and lead in prayer.

Answers to questions; the gospel; and, ACTS prayer are included with the story text.

The Case of the Day of Blazing Brightness *1 Kings 6:8; 2 Chronicles 3-4,6-7**Story with lines separating paragraphs (text in bold, optional interaction cues in italics)*

King David lived in a big, beautiful house made of the finest wood, but the Ark of the Covenant (the special, golden box where God would meet with His people) lived in a tent.

“Why should I live in a palace and God meet with us in just a tent! I want to build a fine, worship house for the LORD,” he told Nathan, God’s messenger.

But Nathan told King David, “The LORD says, “No, I don’t want you to build the Worship House for Me. I want your son, Solomon to build it. He will build it when he becomes king, after you die.”

David obeyed the LORD. He did not build the Worship House; BUT, he did do something to get ready for it.

Can you guess what he did?

King David saved up lots of golden money. He would make sure that Solomon could buy everything needed to build the beautiful Worship House when he became king.

At last, David died and Solomon became king. Solomon didn’t forget that he was to build the Worship House for the LORD. He went right to work!

Solomon hired thousands of workers. He sent some of them to Lebanon, a nearby country where there were the best building supplies. “Go to the forests of Lebanon and cut down lots of the tall, cedar trees. Float them down the sea and bring them here to Jerusalem,” the king told the workers.

Other workers he sent deep down to the stone quarries. “Go down to the (SB8) quarries and cut huge blocks of the beautiful, white, limestone. Drag them up here,” Solomon told others. “This Worship House will be made from the best wood and the most beautiful stone!” he exclaimed.

The men worked hard. They brought all the wood and the stone to Jerusalem. Now it was time to build!

King Solomon searched for the best builder he could find. He chose a man named Hiram. “Hiram, take all of this wood and limestone. Build the best Worship House you can. My workers will help you. Carve it with beautiful designs. Decorate it with fine cloth. Cover it with gold, too. Nothing is too good for the LORD’s Worship House. It will be His Temple,” Solomon told him.

Hiram and the workers worked for a long, long time. They used the wood and the stones, the fine cloth, and the gold to make the Temple. The LORD helped Hiram make it just right.

Hiram used the white limestone on the outside of the Worship House. It glistened in the sun. It reminded the people of the LORD’s glory--the beautiful shiny, brightness that shines out from His Spirit.

Story with lines separating paragraphs (text in bold, optional interaction cues in italics)

Hiram used the wood inside the Temple to make walls. He covered the floors and walls in gold. He carved in angels, trees, fruits and flowers. He added beautiful, sparkly jewels. The Temple would remind the people of the beautiful Garden that God gave people at the beginning of the world. There, Adam and Eve enjoyed perfect closeness with God before they disobeyed Him.

Best of all, was the little room where the Ark of the Covenant would be. God would meet with His people there. It was hidden behind curtains decorated with angels and trees. Everything in this room was covered in gold! When Hiram finished everything, it was time to gather the people.

At last the Worship House was done. Can you guess what it was time for now?

Can you guess?

It was time for everyone to worship the LORD!

King Solomon sent messages to the people, far and wide: "The Worship House is done. It's time to get ready to worship the LORD!"

"People, bring your worship gifts of sheep and goats and cows. Come and gather with me at the great altar outside the Worship House," the king told them. "Come, priests and Levites! You are the only ones allowed to carry the Ark and other special, worship things into the new, Worship House. It's time to put them in," the king ordered. "Come, worship leaders, get ready to lead us! Wash yourselves and put on your special, white, worship clothes. Get your musical instruments ready to play," Solomon told them. "You're going to lead us all in worshipping the LORD."

Everyone did what King Solomon told them to do. "Maa, maa, baa, baa, moo, moo!" The people came with thousands and thousands of worship gifts of sheep and goats and cows. They gathered together with the King by the altar outside of the Temple, the new Worship House.

"Wash, wash, scrub, scrub," the worship leaders washed themselves and put on their special, white clothes. They got out their musical instruments and tuned them up. There were trumpets and cymbals and harps and lyres. Everyone waited by the altar. What were they waiting for?

Can you guess?

It was the Ark and all of the other special worship things! And here they came: the priests and Levites carrying them all from the tent and to the new Worship House. And as they came, King Solomon and the people began to offer their worship gifts to the LORD.

Everyone watched as the Levites and priests set all the golden, worship things in place in the big room. Then last of all, they put the Ark beneath the cherubim in its special, little room. As the priests and Levites came out of the Temple, the musicians picked up their instruments and began to play and sing, "Praise to the LORD, for He is good, for His love goes on and on and on." How happy they were that the Ark of the Covenant had come home to the new Worship House!

King Solomon and the people kept offering their worship gifts. Higher and higher and higher the worship gifts piled up. Oh, how everyone wanted to honor the LORD!

Story with lines separating paragraphs (text in bold, optional interaction cues in italics)

Then, shhhh! Everyone got very quiet as King Solomon led them in a prayer to the LORD.

Solomon spread out his hands before God and prayed: "LORD, there is no God like you, in heaven or on earth. You are too great to live in this Worship House. The whole world isn't even big enough to hold You," the king prayed. "But please, LORD, make this a special, Worship House where all people can come and pray to You, and praise You, and bring their worship gifts to You. Please have Your special presence dwell here. Accept our prayers," he prayed.

The LORD heard King Solomon's prayer. He WOULD have His special presence dwell there at the Worship House. He WOULD listen to their prayers and receive their praises and worship gifts!

But how would King Solomon and the people know that the LORD answered their prayer? After all, the LORD is a Spirit. They could not see Him with their eyes. They could not touch Him with their hands. How would they know if His special presence had really come to dwell in the new Worship House?

Can you guess what the LORD would do?

King Solomon and the people did not have to wait long to find out. Suddenly, there was a bright flash of light and a big wave of heat as the LORD sent a great fire down from heaven that whooshed down and burned up that huge pile of worship gifts on the altar. That was one, amazing "yes" answer to their prayers!

But that was not all. Next, the LORD did something even more amazing than that great fire from heaven. Something that would show the people FOR SURE that He can chosen the special, Worship House as His meeting place with them.

Can you guess what He did?

God showed the people some of His beautiful, shiny glory--the wonderful, shiny brightness that shines out from His Spirit.

Yes! King Solomon, the priests, Levites, worship leaders, and all the people watched as God's beautiful glory came down from heaven like a great, sparkly cloud. It covered up the top of the whole Worship House. And inside, it filled so full that none of the worship leaders could even go in!

Now everyone really knew that the LORD had said "yes" to all of their prayers!

He had accepted all their worship gifts and showed them some of His glory. His presence would dwell in the worship house. He would meet with the people there.

Then, everyone including the great, King Solomon, himself, fell down flat on his face and worshiped the LORD. They gave thanks to the LORD, saying, "Praise to the LORD, for He is good, for His love goes on and on and on."

And they stayed right there next to the Worship House for seven, whole days, worshipping and celebrating with a big party.

Cracking the Case: (story wrap-up for Listening Assignments)

It's time to see how we did with our Listening Assignment.

Detective Dan's Lesson 1 Listening Assignment:

1. What was the special celebration on the Day of Blazing Brightness? The new Worship House was finished and ready to be used for worship.

2. What caused the Blazing Brightness? What did it mean? The blazing brightness was the glory of the LORD that came down from heaven and filled the special worship house. It was how the LORD showed the people that He would meet with them in the new Worship House.

For You and Me:

How wonderful it must have been to see the beautiful glory of the LORD's Spirit that day! But how more amazing it is that God's own Son, Jesus would come to earth to live among us, and to suffer and die for our sins! He can be our Savior, when we turn away from our sins and trust in Him as our Savior. Then, He will send the Holy Spirit to live inside our very hearts and meet with us, His dearly-loved people, there!

Detective Dan's Lesson 2 Listening Assignment:**Our Bible Verse is John 4:24**

"God is spirit, and those who worship him must worship in spirit and truth."

1. What did God do on the Day of Blazing Brightness that showed He had come to meet with the people in the new Worship House? He let them see the blazing brightness from the glory of His Spirit as it came down and filled the new Worship House.

2. What did the people do that showed they wanted to worship the LORD in spirit and truth? They brought their worship gifts to the LORD. They sang praises to Him. They prayed to Him and bowed before Him.

For You and Me:

God wants us to worship Him in spirit and truth, too. How can we do that? We can sing praises to Him and pray to Him, like those people did long ago. Most of all, we can turn away from our sins and trust in Jesus as our Savior. God can help us do this. Ask Him!

Detective Dan's Lesson 3 Listening Assignment:

Our six clues were: gold; popcorn; a special box; a trumpet; a man named Hiram, and a ball.

1. Which four belong in our story?

The gold; the special box; the trumpet; and, Hiram.

2. Who praised the LORD on the Day of Blazing Brightness? What did they ask Him to do? The King, the worship leaders and all the people praised the LORD. King Solomon asked the LORD to make the special, worship house the place where He would meet with them.

For You and Me:

Long ago, the people needed the special, worship house to meet with God, but no more! Jesus came and He made the way for us to meet with God and be His people without the special, worship house. Jesus paid for the sins of God's people when He suffered and died on the cross. He rose from the dead on the third day, showing He had done it! Now all who turn away from their sins and trust in Jesus as their Savior, can be saved. They can know special closeness with God in their hearts by His Holy Spirit. And one day, they will go to live with Him in all His glory forever! God can help us become His people. Ask Him!

The Gospel (story wrap-up if NOT using Listening Assignments)**Our Bible Truth is:**

Can Anybody Tell Me What the LORD Is Like?

He's Not Like Anyone Else...

He is a Glorious Spirit!

God is a glorious Spirit who we cannot see. But God sent Jesus, His Son to earth to be our Savior. He was still God, but now He was human, too. How amazing!

And what did Jesus have to do to be our Savior? He lived a perfect life, then He gave it up as He suffered and died on the cross. He took the punishment for sin that we deserve so we could be God's people. He was our special worship gift. The last one we would ever need. On the third day, Jesus rose from the dead, showing He had really beaten sin and death for us. Now all who turn away from their sins and trust in Jesus as their Savior will be forgiven. They will enjoy wonderful special closeness with God as His people, now. And when they die, they will go to live in His glorious presence forever. God can help you become one of His people, too. Ask Him! He loves to do this!

Close in prayer.

Closing ACTS Prayer

- A** We praise You, God, that You are the great and awesome God. There is no God like you. You are a glorious spirit!
- C** God, many times we forget how great You are. We cannot see You and we act like You are not there. We forget to praise You. Please forgive us.
- T** Thank You, God, for wanting us to know and love You, even though we are just little people and You are the great and awesome God, a glorious spirit. Thank You for giving us a spirit to know and love You.
- S** God, help us to tell others about You so they can know how great and awesome You are. Help us to know and love You truly from our hearts. In Jesus' name we pray, Amen.

Go to Lesson Plan, p.9 for the script to the rest of the lesson.

Deep Down Discussion Sheet

use with all THREE lessons

Use with all response activities for deeper learning



P.1

Questions to aid discussion of the key concepts and for use in games

Be familiar with these questions and answers. Look for opportunities to ask questions and discuss their answers, such as while the children work on their coloring pages, as part of their response games, or during play time. Remember: your goal isn't to ask all these questions or only talk to the children about these things. It is to be deliberate in having good conversations with them, however much or little you have.

<p>BIG QUESTION</p> <p>Meaning</p> <p>Discussion Questions</p>	<p>Can Anybody Tell Me What the LORD Is Like? He's Not Like Anyone Else!</p> <p>There are many gods that people worship, but none is like the LORD. He is the one, true God. He's not like anyone else! He's always been alive--and He will never die. He's completely good and loving. He's all-powerful and all-wise. And that's just the beginning of what the LORD is like. He is so great! There will always be more of Him to know.</p> <p><i>choose a few</i></p> <ol style="list-style-type: none"> 1. Can anybody tell me what the LORD is like? <i>He's not like anyone else!</i> 2. Do people worship many different gods? <i>Yes, they do.</i> 3. Are all gods the same as the LORD? <i>No, there is no other god like the LORD.</i> 4. Who is the one, true God? <i>The LORD.</i> 5. How long has God been alive? <i>He's always been alive.</i> 6. When will God die? <i>Never!</i> 7. How good and loving is God? <i>He is completely good and loving!</i> 8. How powerful is the LORD? <i>He is all powerful.</i> 9. How wise is the LORD? <i>He is all wise!</i> 10. Will we ever know everything there is to know about God? <i>No, there will always be more of Him for us to know.</i>
<p>BIBLE TRUTH</p> <p>Meaning</p> <p>Discussion Questions</p>	<p>He's Not Like Anyone Else...He is a Glorious Spirit!</p> <p>God is a spirit, great and glorious. We cannot see God's Spirit with our eyes or touch His Spirit with our hands. So how can we know what God's Spirit is like? God's Word, the Bible tells us! The Bible tells us of times, long ago, when God let people see some of His glory--the shiny brightness of His pure goodness and greatness. And, it tells us that God made each of us with a spirit a bit like His great and glorious Spirit so that we can know and love Him. Best of all, God sent His Son, Jesus to earth, giving Him a body so He could be our Savior. Jesus showed us what God is like. He was fully God AND fully a man, all together in one! How amazing! But most of amazing of all will be the day when God's people see Jesus in heaven. There He will be shining brightly with the beautiful glory of God's Spirit. How wonderful that will be to see Him like that!</p> <p><i>choose a few</i></p> <ol style="list-style-type: none"> 1. Who is a glorious spirit? <i>God.</i> 2. Can we see or touch spirit? <i>No.</i> 3. How can we know God if we can't see or touch spirit? <i>We can know Him through the spirit He put inside each of us. We can read what the Bible tells us about Him. Jesus, God's Son came to earth and showed us what God was like because He is God.</i> 4. What is the name of the shiny brightness of God's pure goodness and greatness? <i>God's glory.</i> 5. Who will God's people see in heaven with God's glory shining out from Him? <i>Jesus.</i>

Deep Down Discussion Sheet

use with all THREE lessons

P.2

Questions to aid discussion of the key concepts and for use in games

<p>THE GOSPEL</p>	<p>What is God’s good news for you and me? <i>The gospel! And what did Jesus have to do to be our Savior? He lived a perfect life, then He gave it up as He suffered and died on the cross. He took the punishment for sin that we deserve so we could be God’s people. He was our special worship gift. The last one we would ever need. On the third day, Jesus rose from the dead, showing He had really beaten sin and death for us. Now all who turn away from their sins and trust in Jesus as their Savior will be forgiven. They will enjoy wonderful special closeness with God as His people, now. And when they die, they will go to live in His glorious presence forever. God can help you become one of His people, too. Ask Him! He loves to do this!</i></p>
<p>BIBLE TRUTH BIBLE VERSE</p> <p>Meaning</p> <p><i>choose a few</i></p> <p>Discussion Questions</p>	<p>“God is spirit, and those who worship him must worship in spirit and truth.” --John 4:24, ESV</p> <p>Learn a Little: “God is spirit.”</p> <p>Jesus tells us in these verses that God is spirit. He tells us that anyone who wants to be a true follower, a true worshipper of God, will worship God with the spirit He put inside of us. How do we do this? By turning from our sins, believing in Jesus, the Son of God, and trusting in Him as our Savior. When we do, God puts His Holy Spirit inside our spirit. He works powerfully inside us, helping us to live out our faith in Him by seeking to know Him more and more, and to love Him in everything we do in our lives.</p> <ol style="list-style-type: none"> 1. Who is spirit? <i>God is.</i> 2. What did God give us so we can worship Him? <i>A spirit.</i> 3. How do we worship God in spirit and in truth? <i>By turning from our sins and trusting in Jesus as our Savior.</i> 4. Who does God put inside us when we trust in Jesus as our Savior? <i>His Holy Spirit.</i> 5. What does God’s Holy Spirit do inside the hearts of believers? <i>He helps them live out their faith in God. He helps them know God more and love Him more.</i>
<p>BIBLE STORY</p> <p>Discussion Questions</p>	<p>The Case of the Day of Blazing Brightness</p> <p><i>choose a few</i></p> <ol style="list-style-type: none"> 1. What did David want to build for the LORD? <i>A worship house.</i> 2. Who did the LORD want to build the worship house? <i>Solomon, David’s son.</i> 3. Why did Solomon use only the best things to build the worship house? <i>Nothing was too good for the LORD.</i> 4. How long did Hiram work on the worship house? <i>A long time.</i> 5. What did Solomon tell the people to come to the worship house to do when it was finished? <i>To bring worship gifts and come to worship the LORD.</i> 6. How many worship gifts did the people bring? <i>Thousands and thousands.</i> 7. What did the worship leaders do? <i>They sang songs and played music. They wore special white clothes. They helped with the worship gifts.</i> 8. Where did they put the Special Golden Box? <i>In the small room called the Holy of Holies.</i> 9. What did Solomon ask God to do in his prayer? <i>Make the worship house the place of His special presence; hear their prayers when they pray.</i> 10. How did the LORD show Solomon and all the people that He would do what they asked for? <i>He sent fire down from heaven to burn up all the worship gifts. His glory came down from heaven. It filled the small room where the Special Golden Box (the Ark of the Covenant) was and it settled over the worship house for all to see.</i> 11. What did the people do when they saw the LORD’s glory? <i>They fell down and praised the LORD. They worshipped Him for seven days.</i> 12. Will we ever get to see God’s glory, if we trust in Jesus as our Savior? Where? <i>Yes, we will. When we die and go to live with God we will get to see all His glory.</i>