

DEEP DOWN DETECTIVES

**Curriculum Resources
for Unit 1, Bible Truth 3:**



**How Can I Know What God Is Like?
He Shows Me What He's Like...**

**Through the Bible,
the perfect Word of God!**

Session Prep (especially good for newbies!)

Pray!



Pray for the Holy Spirit to be at work in your and the children's hearts.

Review



If new to the curriculum, look at the **Getting Started with Deep Down Detectives section of the Core Curriculum book.** (p.5) It will be especially helpful to read through the Deep Down Detectives section of **The Praise Factory Tour: Extended Version Book.** This is a visual way to understand what goes on in the classroom. (A pdf of the book is found in the samples section on the website.)

Look through and Learn the Lesson



Read over **lesson plan.** Practice any **songs or action rhymes** you are using. Choose/make up motions to go with these. Choose less with younger children and more with older preschoolers. **Practice the lesson with the visual aids** and using the Big Question Box/Briefcase.

Read and Rehearse the Bible Story with Pictures



Read the Bible story from the Bible. Read the curriculum version. Practice telling it with the storyboard pictures. (If you have not previously laminated the story pictures, do that now.) Or, rehearse it from the Simple Story Scenes, if you are using those.

Let There Be Music



Download the music and listen to the songs. Choose which of the songs you will use with the children. If using live musicians, make sure they have the sheet music (Appendix A, Core Curriculum book).

Put the Props in Place



1. Prepare your Visual Aids. Put the Big Question, Unit Bible Truths, Bible Truth, Bible Verse, and Listening Assignment signs, as well as the Bible Story script in one side of the Bible folder.
2. Get out your storyboard. If using Simple Story Scenes, put these in your Bible Folder. Or, if using the individual storyboard figures, put all background pictures in place (they have a BG by the number). Put the rest of the storyboard pictures (these have a SB by the number) in order of use in the other side of the Bible folder.
3. Put the DDD Bible Folder as well as the Big Question sign in the Big Question Box/Briefcase and shut it. If your box/briefcase has locks and you want to use the unlocking the box as part of your session, lock it now....but make sure you have the key or know the code first.
4. Prepare the music CD or sheet music or mp3 device for use in your session.

Set Out Free Play Activities



Choose and set up free time activities you will use with the children. Choose a variety of different activities that will be enjoyed by different types of children. Rotate the activities you provide to keep them interesting and fresh to your children. (Suggestions in Appendix D, Core Curriculum books.)

Prepare Any Activities



Choose which (if any) of the Bible Truth games and crafts activities you want to use in the session. Bear in mind your time frame as well as the developmental abilities and attention span of your children as you decide which/how many to prepare. **Look over the Discussion Sheet** and choose a few questions you might use to spark discussion with the children as they do their activities (especially good for ages 3's+). Pray for God to give you opportunities to talk about these things with the children.

Let Them Take It with Them



Make copies of the craft/take home sheets, if you are not already using them as one of your activities. You may also want to make copies of the story (see take-home version of each story included in Appendix C with the other take home resources) to have for parents to use with their children at home. There's a link on each craft/take home sheet to the story, if you don't make hard copies.

Store It



After your session is over, collect the resources and store them for future use. This curriculum can be used over and over for years to come.

Unit 1: The God Who Reveals Himself

UNIT OVERVIEW

"God made us. He wants us to know what He is like so we can know Him, love Him, and praise Him.

God shows us what He is like by the heart He gave us to know and love Him; through all of His creations we see around us; through His Word, the Bible; and most of all, through His very own Son, Jesus Christ."

In this unit we will learn four ways God does this.

UNIT BIBLE VERSE: Amos 4:13

"For behold, He who formed the mountains, creates the winds, and declares to man what is His thought. The LORD, the God of hosts, is His name."

BIG QUESTION UNDER INVESTIGATION: How Do I Know What God Is Like?

ANSWER: He Shows Me What He's Like...

OPTIONAL BIG QUESTION 1 INTRODUCTION LESSON (Use Hide 'n' Seek Kids Unit 1 Material)

Story: The Case of the Old Man Who Looked for God *Luke 2:25-32*

Bible Verse: Amos 4:13

BIBLE TRUTH 1: By the Heart He Gave Us to Know and Love Him (3 Lessons Available)

Story: The Case of the Young Man with Something Special Inside

1 Samuel 17:1-11, 34-58; Psalm 19; Psalm 23

Bible Verse: Psalm 63:1,5

BIBLE TRUTH 2: In Everything I See All Around Me (3 Lessons Available)

Story: The Case of the Whispering World *Acts 14*

Bible Verse: Psalm 19:1-4

➔ BIBLE TRUTH 3: In the Bible, the Perfect Word of God (3 Lessons Available)

Story: The Case of the Word on Wheels *Acts 8*

Bible Verse: Psalm 119:18,72-73

BIBLE TRUTH 4: In His Very Own Son, Jesus Christ (3 Lessons Available)

Story: The Case of the One-of-a-Kind Man *Matthew 8:23-27; Mark 4:35-41; Luke 8:22-25*

Bible Verse: John 14:9

Deep Down Detectives ESV Songs 1 Track Numbers

This is a listing of all songs mentioned in the unit curriculum. You may or may not choose to use all of the songs. They are listed in easy-reference order--NOT in the order used in the curriculum.

You may choose to simply burn a CD/load them onto an mp3 device in this order. Or, you may want to do what we do: choose the songs we want to use and create a playlist of them in that order. Then, we burn a CD/upload the playlist onto an mp3 device. A teacher only has to click forward to the next song, instead of hunting for the right track. The track number have been included as part of the title of each song, so teachers will still have a reference to the track number listed in the curriculum (same as those listed below), even if you change the order on your customized playlist.

SONGS USED EVERY UNIT OF THE CURRICULUM

- 1 The Classroom Song v.1
- 2 The Classroom Song v.2
- 3 The Classroom Song v.3
- 4 The Classroom Song v.4
- 5 Deep Down Detectives Theme Song
- 6 The Classroom Rules Song
- 7 Let's Pray Song
- 8 The Big Question Box Song
- 9 The Bible Chant Song
- 10 ACTS Prayer Song (Short Version)
- 11 ACTS Prayer Song (Full Version)

Why the Extra Songs?

Deep Down Detectives is a curriculum used by a wide age-span of kids. Sometimes one of the other songs is a better fit for your kids. Or, you may simply want to teach them more songs on the same Bible Truth. Use as many or as few as you want.

UNIT 1: THE GOD WHO REVEALS HIMSELF

- 12 Big Q & A 1 Song
- 13 Big Question 1 Song: How Can I Know What God Is Like?
- 14 Big Question 1 Bible Verse Song: The LORD Declares Amos 4:13, ESV
- 15 *Extra Big Question 1 Bible Verse Song: He Who Declares His Thought Amos 4:13, ESV (different version)*
- 16 *Extra Big Question 1 Bible Verse Song: He Who Forms the Mountains Amos 4:13, ESV (different version)*
- 17 *Extra Big Question 1 Bible Verse Song: For Behold Amos 4:23, ESV (different version)*
- 18 *Extra Big Question Bible Verse Song: Behold Amos 4:23, ESV (different version)*
- 19 Big Question 1 Hymn: Joyful, Joyful, We Adore Thee
- 20 Big Question 1 Praise Song: Oh, Oh, Oh, How Good Is the Lord!

How Do I Know What God Is Like? He Shows Me What He's Like...

Bible Truth 1: By the Heart He Gave Me to Know and Love Him

- 21 Bible Verse: O God, You Are My God Psalm 63:1,5, ESV
- 22 *Extra Bible Verse: You Are My God Psalm 63:1,5, ESV*
- 23 *Extra Bible Verse: As a Deer Psalm 42:1-2, HCSB*

Bible Truth 2: In Everything I See All Around Me

- 24 Bible Verse: The Heavens Declare Psalm 19:1-4, ESV
- 25 *Extra Bible Verse: O LORD, Our Lord Psalm 8:1,3-4, ESV*

Bible Truth 3: In the Bible, the Perfect Word of God

- 26 Bible Verse: Open My Eyes Psalm 119:18,72-73, ESV

Bible Truth 4: Through His Very Own Son, Jesus Christ

- 27 Bible Verse: Whoever Has Seen Me John 14:9, ESV
- 28 *Extra Bible Verse: The Son is the Radiance Hebrews 1:3, ESV*

listen to or download songs for free at <https://praisefactory.org>: Deep Down Detectives Music page

Big Question 1, Bible Truth 3 Overview: Key Concepts**P:1****UNIT 1: The God Who Reveals Himself**

Unit Big Question (and Answer): “How Can I Know What God Is Like? He Shows Me What He’s Like!”

Unit Bible Verse: “For behold, He who formed the mountains, creates the winds, and declares to man what is His thought. The LORD, the God of hosts, is His name.” Amos 4:13 ESV

Bible Truth 3 Concept: God Shows Me What He’s Like...in the Bible, the perfect Word of God!

The Bible is God’s Word. God used many people to write down His Word just right. The Bible is filled with stories about God, His plans, and the wonderful things He has done for us. When we read the Bible, God shows us what He is like and fills our hearts with truth about Him. We see how great God is, how good God is, and how wonderful is His love for people like you and me!

Bible Truth 3 Bible Verse: Psalm 119:18,72-73

“Open my eyes, that I may behold wondrous things out of your law... The law of your mouth is better to me than thousands of gold and silver pieces. Your hands have made and fashioned me; give me understanding that I may learn your commandments.”

Learn a Little: “Open my eyes, that I may behold wondrous things out of your law.”

Meaning:

These Bible verses are a prayer for God to work in our hearts and minds when we hear His Word, the Bible. We need God’s help to understand His Word and to obey it. God loves to answer prayers like these. Ask Him! He can help you, too!

Bible Truth 3 ACTS Prayer

- A** We praise You, God, that You show us what You are like! We praise you for being the Giver of Your Word, the Bible.
- C** God, You show us in the Bible who You are and how You want us to live, but many times we don’t act like we want to know You. Many times we don’t obey Your good ways. We need a Savior!
- T** Thank You for wanting us to know You. Thank You for giving us the Bible to know You and Your good ways better.
- S** Work deep inside our hearts, so we can know more and more of You! Help us to know what You are like when we hear Your Word, the Bible. Help us to turn away from disobeying You and trust in Jesus as our Savior. In Jesus’ name we pray. Amen.

Bible Truth 3 Story**The Case of the Word on Wheels**

Acts 8

Songs Used in Bible Truth 3

Big Q & A 1 Song

Big Question 1 Song

Big Question 1 Bible Verse Song: The LORD Declares Amos 4:13, ESV

Extra Big Question 1 Bible Verse Song: He Who Declares His Thought Amos 4:13, ESV

Extra Big Question 1 Bible Verse Song: He Who Forms the Mountain Amos 4:13, ESV

Extra Big Question 1 (Unit) Bible Verse Song: Behold Amos 4:13, ESV

Extra Big Question 1 (Unit) Bible Verse Song: For Behold Amos 4:13, ESV

Big Question 1 Hymn: Joyful, Joyful, We Adore Thee

Big Question 1 Praise Song: Oh! Oh! Oh! How Good is the Lord

Bible Truth 3 Bible Verse Song: Open My Eyes Psalm 119:18,72-73, ESV

listen to or download songs for free at <https://praisefactory.org>: Deep Down Detectives Music page

1. GETTING STARTED



= follow the stars for a short & simple lesson plan

<p>Intake Activity Ideas</p>	<p>Choose one of these open-ended activities to include children as they join the class:</p>
<p>Free Play Time <i>suggestions in Appendix D</i></p>	<p>★ Offer your own or some of the easy-to-make, free play activities suggested in Appendix D.</p>
<p>OR Sing-along Music Time <i>lyrics and sheet music, Appendix A</i> <i>listen to or download songs for free at https://praisefactory.org:Deep Down Detectives Music page</i></p>	<p>Music from Deep Down Detectives (DDD) ESV Songs 1: Big Q & A 1 Song DDD ESV Songs 1, track 12 Big Question 1 Song DDD ESV Songs 1, track 13 Big Question 1 (Unit) Bible Verse Song: The LORD Declares Amos 4:13, ESV DDD ESV Songs 1, track 14 Extra Big Question 1 (Unit) Bible Verse Song: He Who Declares His Thought Amos 4:13, ESV DDD ESV Songs 1, track 15 Extra Big Question 1 (Unit) Bible Verse Song: He Who Forms the Mountains Amos 4:13, ESV (other version) DDD ESV Songs 1, track 16 Extra Big Question 1 (Unit) Bible Verse Song: Behold Amos 4:13, ESV (different version) DDD ESV Songs 1, track 17 Extra Big Question 1 (Unit) Bible Verse Song: Behold Amos 4:13, ESV (different version) DDD ESV Songs 1, track 18 Big Question 1 Hymn: Joyful, Joyful, We Adore Thee DDD ESV Songs 1, track 19 Big Question 1 Praise Song: Oh! Oh! Oh! How Good is the Lord DDD ESV Songs 1, track 20 Bible Truth 3 Bible Verse Song: Open My Eyes Psalm 119:18,72-73, ESV DDD ESV Songs 1, track 26</p> <p><i>Add more fun to Sing-along Music Time by adding a Music, Movement & Memory Activity. These activities are listed on p.10 of this lesson plan with the Response Activities. Instructions found in Appendix B.</i></p>
<p>OR Bible Verse Memory Game <i>instructions found in Appendix B</i></p>	<p>Lesson 1 Game: Bean Bag Catch Lesson 2 Game: Animal Cube Lesson 3 Game: Fill'er Up <i>These activities are also included on p.10 of this lesson plan with the Response Activities.</i></p>

2. OPENING CIRCLE TIME (introduce the Bible Truth and tell the related Bible story)

<p>Gathering the Children <i>lyrics and sheet music, Appendix A</i></p>	<p><i>Sing verse 1 of The Classroom Song to gather the children for Circle Time.</i></p> <p>The Classroom Song, verse 1 DDD ESV Songs 1, track 1 Let's gather together to worship God, Let's gather together to worship God, Let's gather together to worship God, Come gather here with me!</p>
<p>Welcome to Deep Down Detectives</p>	<p>★ "Welcome to Deep Down Detectives. We're so glad you've joined us! Detectives are people who look for answers to questions. In Deep Down Detectives, we look for answers to big questions about God. We dig deep down in the truths of God's Word to find them."</p>

2. OPENING CIRCLE TIME, continued

★ = follow the stars for a short & simple lesson plan

<p>Deep Down Detectives Theme Song</p> <p><i>lyrics and sheet music, Appendix A</i></p>	<p>“Let’s sing our Deep Down Detectives Theme Song.”</p> <p>★ Deep Down Detectives Theme Song <i>DDD ESV Songs 1, track 5</i></p> <p>We’re Deep Down Detectives, diggin’ deep in God’s Word, For truths about God and His plans for this world, We’re seeking to love Him, with all of our heart, We’re Deep Down Detectives! Come on! Let’s start!</p>
<p>Classroom Rules Song</p> <p><i>lyrics and sheet music, Appendix A</i></p>	<p>There are two very important things that Deep Down Detectives do together: we worship God and we love one another. Our Classroom Rules Song reminds us how we should act. Let’s sing it.”</p> <p>Classroom Rules Song <i>DDD ESV Songs 1, track 6</i></p> <p>Shh, be quiet while someone is talking, Raise your hand, if you have something to say, Don’t touch your friend, sitting beside you, Obey your teachers, Be kind as you play. These are our classroom rules, These are our classroom rules, They help us worship God and love one another, These are our classroom rules.</p>
<p>Opening Prayer Time</p> <p><i>lyrics and sheet music, Appendix A</i></p>	<p>“Children, we need God’s help to keep these rules. Let’s ask Him to help us right now. Let’s get ready and pray.”</p> <p>Let’s Pray <i>DDD ESV Songs 1, track 7</i></p> <p>1-2-3! Fold your hands, Bow your head, Close your eyes. Let’s pray! (<i>repeat</i>)</p> <p>“Let’s pray:”</p> <p>★ Opening Prayer</p> <p>Dear Lord, We’re so glad to get to gather together to worship You! Please help us keep the classroom rules. Please help us to love You and learn about You today. In Jesus’ name we pray. Amen.</p>

2. OPENING CIRCLE TIME, continued



= follow the stars for a short & simple lesson plan

Reveal the Big Question

Introduce the Big Question Box/Briefcase

lyrics and sheet music, Appendix A

“Detectives INVESTIGATE things. That means they ask questions and look for answers. Deep Down Detectives investigate big questions about God. The Big Question we are investigating today is right inside our Big Question Box/Briefcase.

The Big Question Box Song

DDD ESV Songs 1, track 8

We’ve got a big box,
All closed up and locked,
Filled with the truths of God’s Word.

We’ve got a brief case,
There’s no time to waste,
Come on, kids, let’s open it up!

The Big Question under Investigation

VISUAL AID



of BQB

Big Question & Answer Sign, front side

**found in the DDD Unit 1 Visual Aids, ESV Book*

Ok, who would like to open it up for me and pull out the Big Question?”

Choose a child to open the box/briefcase, take out the Big Question and hand it to you, then hold up the Big Question sign for all the children to see, and say:

The Big Question we are investigating today is Big Question Number 1:

How Can I Know What God Is Like?

and the Answer is:

He Shows Me What He’s Like!

Big Question Meaning

“God made us. He wants us to know what He is like so we can know Him, love Him, and praise Him.

God shows us what He is like by the heart He gave us to know and love Him; through all of His creations we see around us; through His Word, the Bible; and most of all, through His very own Son, Jesus Christ.”

Big Question Songs

“Let’s sing our Big Question Song:

Big Q & A 1 Song

lyrics and sheet music, Appendix A

Big Q & A 1 Song

DDD ESV Songs 1, track 12

(adapted version of “This Is the Way We Wash Our Clothes”)

How can I know what God is like,
God is like, God is like?
How can I know what God is like?
He shows me what He’s like!

2. OPENING CIRCLE TIME, continued



= follow the stars for a short & simple lesson plan

Learning about the Big Question (use one or both)



Repeat the Big Question and Answer again:

"How Can I Know What God Is Like? He Shows Me What He's Like!"

Say: "Hmmm, I wonder what that means... Let's do our action rhyme (or sing our song) that explains it."

Then do the action rhyme/sing the song for them, using the question cues and motions suggested (or other ones of your choosing.)

Big Question Action Rhyme

Big Question 1 Action Rhyme

(POSSIBLE ACTIONS)

My heart can know and love God,
He made everything I see.
Big, tall mountains, galloping horses,
Every bird and bee.
God gave me the Bible to read,
And hear of His mighty deeds!
But best of all, best of all,
He sent Jesus, His Son, to save me!

place hand over heart
cup hand over eye and look around
gallop in place

make open book with flat hands
hold up flexed arm

point to self

Big Question (Action Rhyme) Song



Lyrics and sheet music, Appendix A

Big Question 1 (Action Rhyme) Song

DDD ESV Songs 1, track 13

(POSSIBLE ACTIONS)

I have a very big question,
A big question 'bout God,
I have a very big question,
It's Big Question Number One,
I wanna know...

hold up 1 finger

Refrain:
How can I know what God is like?
How can I know what God is like?
How can I know what God is like?
He shows me what He's like!

Verse 1:
My heart can know and love God,
He made everything I see.
Big tall mountain, galloping horses,
Every little bird and bee. *Refrain*

place hand over heart
cup hand over eye and look around
gallop in place

Verse 2:
He gave us the Bible, His Word,
To learn of His might deeds,
But most of all, through Jesus, His Son,
God shows Himself to me. *Refrain*

make open book with flat hands
hold up flexed arm

point to self

2. OPENING CIRCLE TIME, continued

★ = follow the stars for a short & simple lesson plan

Learning the Bible Truth

VISUAL take out

AID



of BQB

VISUAL AID

All the Bible Truths Sign

★ “God shows me what He’s like” is a good beginning, but there’s so more to learn. So it’s time for us to dig down even deeper for more answers to our Big Question about God. We’re going to be learning **FOUR** Bible truths that all tell us something about how God shows us what He’s like.

Who would like to hand me the picture with our four Bible truths on it? It’s in the Big Question Box/Briefcase? “Choose a child to get it out and hand it to you, then hold it up and show them the pictures with the four truths they will be learning.

Bible Truth Clue

VISUAL take out

AID



of BQB

Bible Truth Clue Sign,

front side

VISUAL AID

After everyone has had a good look, say...

“Ok, we’ve learned two ways God shows us what He’s like already. They are: God shows me what He’s like through the heart He gave me to know and love Him; God shows me what He’s like in everything I see all around me (point to pictures as you identify each Bible Truth). Now let’s look at our Bible Truth Clue and see if we can figure out which of these four truths we will be learning about today. Who would like to get it out of the Big Question Briefcase for me?”

Choose a child to open the briefcase, take out the Bible Truth Clue sign and hand it to you. Hold up the front side for the children to see. Cover up the answer, written along the bottom, and say:

**“How Do I Know What God Is Like?
He Shows Me What He’s Like...
in the ????, the perfect Word of God!**

Hint

We are missing one word. Here’s the hint to what the missing word is. It says: “What is the name of the book that is God’s Word?”

Can you guess? It’s the Bible!

So the Bible Truth we are learning today is:

(uncover answer from bottom of sign, show it to them and say:)

★ **“How Do I Know What God Is Like?
He Shows Me What He’s Like...
in the BIBLE, the perfect Word of God.”**

Bible Truth Meaning

★ And here what this Bible Truth means:

(read the meaning off of the back of the sign, say:)

The Bible is God’s Word. God used many people to write down His Word just right. The Bible is filled with stories about God, His plans, and the wonderful things He has done for us. When we read the Bible, God shows us what He is like and fills our hearts with truth about Him. We see how great God is, how good God is, and how wonderful is His love for people like you and me!

2. OPENING CIRCLE TIME, continued

★ = follow the stars for a short & simple lesson plan

Learning the Bible Verse

"And how do I know this is true? God tells me so in His special book, the Bible."

The Bible Chant Song

Say or sing the Bible Chant Song.

DDD ESV Songs 1, track 9

lyrics and sheet music, Appendix A

The Bible Chant Song

The Bible, the Bible,
Let's get out the Bible.
Let's hear what God has to say.
The Bible, the Bible,
God's given us the Bible.
It's His Word for us to learn and obey! Yay!


Bible Verse

DDD 1.1 Bible Verse-front side (in the DDD Bible folder)

"Who would like to get our Bible folder out of the Big Question Briefcase for me?"

VISUAL AID

Place verse in take out



#4

DDD Bible Folder

Big Question Briefcase

of BQB

DDD Bible Folder

Choose a child to open the briefcase, take out the "Bible" folder and hand it to you. Remove the Bible Verse Picture from the "Bible" folder and hold it up for all the children to see, then say:

Psalm 119:18,72-73 tells us:

★ **Psalm 119:18,72-73**

"Open my eyes, that I may behold wondrous things out of your law... The law of your mouth is better to me than thousands of gold and silver pieces. Your hands have made and fashioned me; give me understanding that I may learn your commandments."

**found in the DDD Unit 1 Visual Aids, ESV Book*

Learn a Little: "Open my eyes, that I may behold wondrous things out of your law."

Bible Verse Meaning

★ **What does that mean?**

These Bible verses are a prayer for God to work in our hearts and minds when we hear His Word, the Bible. We need God's help to understand His Word and to obey it. God loves to answer prayers like these. Ask Him! He can help you, too!

2. OPENING CIRCLE TIME, continued



= follow the stars for a short & simple lesson plan

**Bible Verse
Song**

*lyrics and sheet music,
Appendix A*

We've said our Bible verse, now let's sing it!

Open My Eyes: Psalm 119:18,72-73

DDD ESV Songs 1, track 26

Open my eyes that I may behold,
Wondrous things out of your law.
Open my eyes that I may behold,
Wondrous things out of your law.








The law of your mouth is better to me,
Than thousands of pieces of silver and gold.
Your hands they made me and fashioned me.
Give me understanding,
That I may learn your commandments.

Open my eyes that I may behold,
Wondrous things out of your law.
Open my eyes that I may behold,
Wondrous things out of your law.

Psalm One-nineteen, eighteen, seventy two and three.

2. OPENING CIRCLE TIME, continued

★ = follow the stars for a short & simple lesson plan

<p>Getting into the Case</p>	<p>"Now it's time to do a bit more deep down investigating. Let's hear what Detective Dan wants us to help him figure out. Would someone like to get it out for me?"</p>
<p>Listening Assignments</p> <p>Place in  take out  of BQB</p>	<p>NOTE: Listening assignments are most suitable for ages 3+. Skip straight to the Bible story (see bottom of this page), if working with 2 year olds.</p> <p>"Let's open up our listening assignment and see what we are supposed to figure out today.</p> <p>Choose a child to take out the Listening Assignment (from the DDD Bible Folder) and hand it to you. Read Detective Dan's letter to the children that includes the listening assignment. The listening assignments are summarized below:</p>
<p>VISUAL AID</p> <p></p> <p>DDD Unit 1 Visual Aids, ESV</p>	<p>Detective Dan's Lesson #1 Listening Assignment:</p> <p>I need to find out:</p> <ol style="list-style-type: none"> 1. Who was on wheels? 2. Whose word was he reading? What happened when he read it?
<p>VISUAL AID</p> <p></p> <p>DDD Unit 1 Visual Aids, ESV</p>	<p>Detective Dan's Lesson #2 Listening Assignment:</p> <p>Our Bible Verse is Psalm 119:18,72-73, ESV</p> <p>"Open my eyes, that I may behold wondrous things out of your law... The law of your mouth is better to me than thousands of gold and silver pieces. Your hands have made and fashioned me; give me understanding that I may learn your commandments."</p> <p>I need to find out:</p> <ol style="list-style-type: none"> 1. This Bible verse is a prayer for God to help us understand His Word. Who wanted to understand God's Word in our story? 2. Who helped him understand God's Word? What happened?
<p>VISUAL AID</p> <p></p> <p>*Listening Assignment #3 includes the Assignment Sheet, plus 4 clue pictures*</p> <p>DDD Unit 1 Visual Aids, ESV</p>	<p>Detective Dan's Lesson #3 Listening Assignment:</p> <p>I found six clues, but two of them are NOT in the story. They are: a stream; a chariot; a truck; a dusty road; a dog; and a scroll of God's Word. Hold up each of them for the children to see as you identify them.</p> <p>I need to figure out:</p> <ol style="list-style-type: none"> 1. Which four belong in the story and which two don't? 2. Who confessed his sins and asked Jesus to be his Savior? How did God answer his prayers?
<p>Tell the Bible Story</p> <p>Place story & pics in  take out  of BQB</p> <p>DDD Unit 1 Visual Aids, ESV</p> <p>Story text included in this book right after this lesson plan and in Visual Aids book</p>	<p>★ Then say, "Ok, Deep Down Detectives! Put on your best listening ears and see if you can hear the answers to Detective Dan's questions. When I finish telling the story, we will see if we can answer all the questions."</p> <p>★ Bible Story: The Case of the Word on Wheels</p> <p>Acts 8</p> <p>Read the Bible Truth story, putting up the storyboard pictures/using Story Scenes as you tell it. Then, have the children answer the listening assignment. Present the gospel and lead in prayer.</p> <p>*Answers to questions; the gospel; and, ACTS prayer are included with the story text.*</p>

Lesson Plan: Big Question 1, Bible Truth 3

use with all THREE lessons

2. OPENING CIRCLE TIME, continued



= follow the stars for a short & simple lesson plan

<p>Story Response Song(s)</p> <p>Hymn</p> <p><i>lyrics and sheet music, Appendix A</i></p>	<p><i>As attention span and time allow, you might want to end with one of the following songs which also tie in with the unit. If desired, use the Music and Movement activity ideas while singing (listed with the Response Activities).</i></p> <p>Joyful, Joyful We Adore Thee, part of vs.1,2 <i>DDD ESV Songs 1, track 19</i></p> <p>Verse 1 Joyful, joyful, we adore Thee, God of glory, Lord of love, Hearts unfold like flowers before Thee, Opening to the sun above.</p> <p>Verse 2 All Thy works with joy surround Thee, Heaven an earth reflect Thy rays, Stars and angels sing around Thee, Center of unbroken praise.</p> <p>Tie-in: "Children, the Lord shows us what He is like. He opens our hearts and let's us see how wonderful He is. He fills us with joy and we want to adore Him. Let's adore God right now!"</p>
--	--

<p>Praise Song</p> <p><i>lyrics and sheet music, Appendix A</i></p>	<p>Praise Song: Oh! Oh! Oh! How Good Is the Lord <i>DDD ESV Songs 1, track 20</i></p> <p>Verse 1 Oh! Oh! Oh! How good is the Lord, Oh! Oh! Oh! How good is the Lord, Oh! Oh! Oh! How good is the Lord, I never will forget what He has done for me.</p> <p>Verse 2 He shows Himself to me, How good is the Lord, He shows Himself to me, How good is the Lord, He shows Himself to me, How good is the Lord, I never will forget what He has done for me.</p> <p>Tie-in: "Children, how good the Lord is to show us what He's like! We would never know if He didn't show us. Let's praise Him right now!"</p>
--	---

3. TAKING ACTION: Response Activities *(choose from among these activities)*

<p>Transition to Activities</p>	<p>★ Well, Deep Down Detectives, you've done a great job diggin' deep down for answers in the truths of God's Word. Now it's time to enjoy some activities."</p> <p><i>Tell children what activity/s you are providing for them: either free play or some of the response activities listed below. When you are ready to dismiss the children, use this song to help them to transition in an orderly fashion to their next activity.</i></p> <p>"Children, let's sing our Time to Play Song. When we are finished you may get up and walk over to our next activity."</p>
--	--

<p>Classroom Song, verse 2</p> <p><i>lyrics and sheet music, Appendix A</i></p>	<p>Classroom Song, verse 2 <i>DDD ESV Songs 1, track 2</i></p> <p>We've gathered together to worship God, We've gathered together to worship God, And now it's time to play.</p> <p><i>Dismiss the children to whatever activities you have prepared for them to do.</i></p>
--	--

3. TAKING ACTION: Response Activities (choose from among these activities) ★ = short & simple lesson plan

<p>Response Activities</p>	<p>Choose one or more activities appropriate for your children, based on classroom time and developmental needs. Add the Discussion Sheet to any activity for deeper learning. ★</p>
<p>Bible Verse Memory Game</p> <p><i>game directions, Appendix B</i></p>	<p>Though listed with the opening activities, you may choose to use this Bible verse game here instead (or as a repeat).</p> <ul style="list-style-type: none"> Lesson 1 Game: Bean Bag Catch Lesson 2 Game: Animal Cube Lesson 3 Game: Fill 'er Up <p><i>Use the Discussion Sheet with this activity for even deeper learning</i> ★</p> <p><small>Discussion Questions for Activities</small></p> <p>Discussion Questions</p>
<p>Music, Movement & Memory Activity</p> <p><i>game directions, Appendix B</i></p>	<p>A music activity that uses the songs from the Bible Truth and Big Question unit.</p> <ul style="list-style-type: none"> DDD Songs for this Bible Truth, plus: Lesson 1 Activity: Sing, Dance, and Fall Down Lesson 2 Activity: Bottle Shakers Lesson 3 Activity: March 'n' Say <p><i>Use the Discussion Sheet with this activity for even deeper learning</i> ★</p> <p><small>Discussion Questions for Activities</small></p> <p>Discussion Questions</p>
<p>Bible Story Review Game</p> <p><i>game directions, Appendix B</i></p>	<p>A game that uses the storyboard pictures from the story to review the story.</p> <ul style="list-style-type: none"> Lesson 1 Game: Deep Down Detectives Clue Hunt Lesson 2 Game: Run to the Grocery Store Lesson 3 Game: Who's in the Basket? <p><i>Use the Discussion Sheet with this activity for even deeper learning</i> ★</p> <p><small>Discussion Questions for Activities</small></p> <p>Discussion Questions</p>
<p>Coloring Pages/ Take Home Sheets</p> <p><i>in Appendix C</i></p> <p>★</p>	<p>A coloring sheet related to the lesson assignment questions is provided for each lesson. On the back of each sheet are the key concepts, a few questions and a song for parents to use with their children.</p> <p>NOTE: Upgrade your coloring sheet to a more interesting craft by offering simple embellishments, such as jiggly eyes, craft sand, glitter, glitter glue, colored paper dots (made with a hole punch), fabric scraps, etc. Make cut-to-size glued-on clothes, hair, etc for characters by using a copy of the coloring sheet, cutting out the selected portions and making them the patterns for whatever you want to cut out of fabric, paper, foil, etc.</p> <ul style="list-style-type: none"> Lesson 1 Coloring Sheet Emphasis: Bible Truth Lesson 2 Coloring Sheet Emphasis: Bible Verse Lesson 3 Coloring Sheet Emphasis: ACTS Prayer <p><i>Use the Discussion Sheet with this activity for even deeper learning</i> ★</p> <p><small>Discussion Questions for Activities</small></p> <p>Discussion Questions</p>
<p>Extra Crafts: Big Question Craft</p> <p><i>in Appendix C</i></p> <p>Bible Verse Craft</p> <p><i>in Appendix C</i></p> <p>Bible Story Puzzle</p> <p><i>in Appendix C</i></p>	<p>These crafts are slightly more complex than the coloring/take home sheets:</p> <p>The Bible Concept Go-and-Tell Craft is a craft that summarizes the Bible concept and includes the Bible verse. It is for those desiring more than a coloring sheet. This more complex craft will involve gluing, sticking, etc. Can be used at any time.</p> <p>The Bible Story Coloring Sheet provides a tie in between the Bible story and the Bible truth they are learning.</p> <p>The Storyboard Picture Placement Page has been made into a puzzle that can be cut out and re-assembled by the children. This provides a nice summary of the story.</p> <p><i>Use the Discussion Sheet with these activities for even deeper learning</i> ★</p> <p><small>Discussion Questions for Activities</small></p> <p>Discussion Questions</p>
<p>Free Play Activities ★</p> <p><i>ideas in Appendix D</i></p>	<p>Offer your own or some of the easy-to-make, free play activities suggested in Appendix D.</p>

4. CLOSING CIRCLE TIME *(End-of-session activities for the last 5-10 minutes of class time)*

★ = short & simple lesson plan

<p>Transition to Closing Circle</p> <p>Classroom Song, verse 3</p> <p><i>lyrics and sheet music, Appendix A</i></p>	<p><i>Use this song to help the children to transition in an orderly fashion. Start singing this song and ask the children to gather with you for Closing Circle Time.</i></p> <p>Classroom Song, verse 3 <i>DDD ESV Songs 1, track 3</i></p> <p>It's time to get ready to go and tell, It's time to get ready to go and tell, Come gather here with me.</p>
<p>Closing Circle Time</p> <p>Classroom Song, verse 4</p> <p><i>lyrics and sheet music, Appendix A</i></p>	<p><i>When children are settled in the circle, say:</i></p> <p>"It's almost time for your parents to come pick you up. And do you know what that means? It means.... (draw this out to build anticipation and excitement)...that it's almost time to go home and....it's almost time to...Go and Tell! We have learned some big news about God today. God wants us to take and tell it to the whole world!"</p> <p>Classroom Song, verse 4 <i>DDD ESV Songs 1, track 4</i></p> <p>So what's our big news to go and tell, So what's our big news to go and tell, Can you tell me now?</p>
<p>Big News to Tell</p> <p>Big Question 1</p> <p><small>VISUAL AID</small></p> <p>#1</p> <p><i>*found in the DDD Unit 1 Visual Aids, ESV Book</i></p> <p><i>lyrics and sheet music, Appendix A</i></p> <p>Big Question 1, Bible Truth 3</p> <p><small>VISUAL AID</small></p> <p>#3</p>	<p>"Let's see....there's so much big news to tell! There's so much we've learned!</p> <p>First of all, can you tell me the answer to our Big Question: "How can I know what God is like?" <i>Hold up the Bible Truth Clue Picture.</i></p> <p>Say the answer with me: "He shows me what He's like!"</p> <p><i>(If desired, you can sing one/both of the Big Question songs.)</i> <i>DDD ESV Songs 1, tracks 12,13</i></p> <p>And what's one way He does this? What did we learn? <i>Point to the picture.</i></p> <p>in the Bible, the perfect Word of God!</p>
<p>Big Question 1 Bible Truth 3 Bible Verse</p> <p><small>VISUAL AID</small></p> <p>#4</p> <p><i>*found in the DDD Unit 1 Visual Aids, ESV Book</i></p> <p><i>lyrics and sheet music, Appendix A</i></p>	<p>"And how do I know this is true? Can you tell me? Say it with me: "The Bible tells me so!" That's right!</p> <p>We learned: Psalms 119:18,72-73 ESV</p> <p>"Open my eyes, that I may behold wondrous things out of your law... The law of your mouth is better to me than thousands of gold and silver pieces. Your hands have made and fashioned me; give me understanding that I may learn your commandments."</p> <p>Learn a Little: "Open my eyes, that I may behold wondrous things out of your law."</p> <p>"These Bible verses are a prayer for God to work in our hearts and minds when we hear His Word, the Bible. We need God's help to understand His Word and to obey it. God loves to answer prayers like these. Ask Him! He can help you, too!"</p> <p><i>(If desired, you can sing the Bible verse song.)</i> <i>DDD ESV Songs 1, track 26</i></p>

4. CLOSING CIRCLE TIME, continued



= follow the stars for a short & simple lesson plan

<p>Closing ACTS Prayer Time</p> <p>ACTS Prayer Chant</p> <p><i>lyrics and sheet music, Appendix A</i></p>	<p>Let's ask God to help us to remember this and even tell others this good news. Let's get ready and pray our ACTS prayer.</p> <p><i>And what does ACTS mean? Let's sing/say our ACTS Prayer Chant!</i></p> <p>ACTS Prayer Chant Song <i>DDD ESV Songs 1, tracks 10,11</i></p> <p>A, Adoration: God, we praise You! C, Confession: Forgive us our sins. That's the ACTS prayer, my friend, T, Thanksgiving: Thank You for Jesus, Bow head, Close your eyes, Shhh, S, Supplication: Help us to live like Him. Let's begin!</p>
---	--

<p>Closing ACTS Prayer</p>	<p>"Let's pray!"</p> <p><i>Lead the children in the ACTS prayer for this Bible Truth.</i></p> <p>A We praise You, God, that You show us what You are like! We praise you for being the Giver of Your Word, the Bible.</p> <p>C God, You show us in the Bible who You are and how You want us to live, but many times we don't act like we want to know You. Many times we don't obey Your good ways. We need a Savior!</p> <p>T Thank You for wanting us to know You. Thank You for giving us the Bible to know You and Your good ways better.</p> <p>S Work deep inside our hearts, so we can know more and more of You! Help us to know what You are like when we hear Your Word, the Bible. Help us to turn away from disobeying You and trust in Jesus as our Savior.</p> <p>In Jesus' name we pray. Amen.</p>
-----------------------------------	--

5. TAKING IT HOME *(Take Home Sheet)*

<p>Clean up and Dismissal</p>	<p>★ "Now it's time to work together and clean up." <i>Have the children join you in cleaning up the room.</i></p>
<p>Coloring Pages/ Take Home Sheets</p> <p><i>in Appendix C</i></p>	<p>★ <i>Give out the craft/take home sheet and any other papers from the session, as you dismiss children from class.</i></p> <p><i>(Reminder: The back side of the coloring page is the take home sheet for each lesson.)</i></p>

<p>Bible Story to Take-Home</p> <p><i>in Appendix C</i></p>	<p>You may also want to include a copy of the story along with the take home sheet. (However, each coloring sheet/take home sheet includes a note to parents telling them where they can download the story from the parents' resources section on the website.)</p>
--	--

The Case of the Words on Wheels

Acts 8

**Story-telling Tips**

Ahead of time:

1. Read the Bible verses and story. Pray!
2. Choose story action cues and/or prepare storyboard pictures, if using. (Included in the Visual Aids books)
3. Practice telling story with the storyboard pictures, timing your presentation. Shorten, if necessary.

During your presentation:

1. Maintain as much eye contact as possible as you tell the story.
2. Put up storyboard pictures/add story action cues as you tell the story. Allow the children to help you put them on the board, if desired.
3. Include the children in your story with a few questions about what they think will happen or words/concepts that might be new to them.

INTRODUCTION/ LISTENING ASSIGNMENTS

“Our story is called: The Case of the Words on Wheels. Here is your listening assignment... ” Read from Detective Dan’s Listening Assignment signs, but questions are summarized below:

Detective Dan’s Lesson #1 Listening Assignment:

I need to find out:

1. Who was on wheels?
2. Whose word was he reading? What happened when he read it?

Detective Dan’s Lesson #2 Listening Assignment:**Our Bible Verse is Psalm 119:18,72-73, ESV**

“Open my eyes, that I may behold wondrous things out of your law... The law of your mouth is better to me than thousands of gold and silver pieces. Your hands have made and fashioned me; give me understanding that I may learn your commandments.”

I need to find out:

1. This Bible verse is a prayer for God to help us understand His Word. Who wanted to understand God’s Word in our story?
2. Who helped him understand God’s Word? What happened?

Detective Dan’s Lesson #3 Listening Assignment:

I found six clues, but only 4 of them are in the story.

They are: a stream; a chariot; a truck; a dusty road; a dog; and a scroll of God’s Word.

Hold up each of them for the children to see as you identify them.

I need to figure out:

1. Which four belong in the story and which two don’t?
2. Who confessed his sins and asked Jesus to be his Savior? How did God answer his prayers?

Read the assignment questions, THEN SAY,

“Ok, Deep Down Detectives! Put on your best listening ears and see if you can hear the answers to Detective Dan’s questions. When I finish telling the story, we will see if we can answer all the questions.”

*Read the Bible Truth story, answer questions, present the gospel and lead in prayer.**Listening Assignments answers; the gospel; and, an ACTS prayer are included with the story text at the end.*

The Case of the Word on Wheels *Acts 8**Story with lines separating paragraphs (text in bold, optional interaction cues in italics)*

God used many godly people to write down His words in the Bible.

He had them write down prayers to Him and songs to Him. He had them write down stories of the great things He's done in this world; and, His plans and promises yet to come. But the very best thing God gave godly people to write down in the Bible was how He loved much He loved the sinful people of this world and promised to send His very own Son to be their Savior.

Can you tell me the name of God's Son? It's Jesus!

Yes, God promised to send His Son, Jesus to save us from our sins. He would do for us what we could never do for ourselves! Jesus would come to earth. He would live a perfect life--one that never, ever disobeyed God. Then Jesus would give up that beautiful, perfect life as He suffered and died on the cross. His life would be the complete payment for the sins of all who would ever turn away from their sins and put their trust in Him as their Savior. Then on the third day, Jesus would rise up from the dead, showing that He had really beaten sin and death!

This would be how we could become God's dearly loved people. This would be how we could know special closeness with God in our hearts. And this would be how, after we die, we could get to live with God forever. These were the amazing promises that God made to ALL who would ever turn from their sins and trust in Jesus as their Savior.

What great news this was! And it was news that everyone needed to hear. And that's why God had godly people write it down in His Word, the Bible. So that people, in every place and from every time, might be able to hear it, and read it, and believe it. God wanted them to become His people!

Philip was a man who heard and read God's promises in the Bible. He believed that Jesus was the Savior God had promised to send.

Philip had been one of Jesus' closest friends--one of His twelve disciples. For three years Philip had listened to Jesus teach and had watched the amazing things Jesus did. Philip had been there on that sad, sad day when Jesus suffered and died on the cross. And he had been there on that happy, happy, third day, when Jesus rose from the dead in victory over sin and death!

Jesus showed Philip and the other disciples how God had answered all His promises to send a Savior through His life and death. They called this "the gospel"--a Bible word meaning good news...because of course that is exactly what this was--- the best "good news" ever! Jesus had made the way to bring us to God!

But Jesus coming was just the first part of God's plan. There was much more to come, and God would use Philip and the other disciples to carry it out.

What do you think God might have planned for Philip and the others do next?

Story with lines separating paragraphs (text in bold, optional interaction cues in italics)

There was only one thing to do with this good news--tell it! Now it was time to spread it, far and wide! "Go into all the world and tell them the gospel! Teach them about Me! Show them how to live for Me!" Jesus told the disciples. So that's just what they did.

Some of the disciples stayed right there in Jerusalem and kept telling the gospel to the people who lived there. But many others went to faraway places to share the good news of Jesus. Philip was one of these. He went to a faraway place called Samaria.

One day, God sent an angel to give Philip a special job: "Philip," the angel said, "The Lord wants you to walk down the old road that goes to Gaza."

Hmmm... this was a bit odd. Almost no one took that old road anymore. They take the new road to Gaza instead. Philip didn't know why God wanted him to go down that road, but he did it anyway. He got up and started walking down that hot, dusty, lonely, old road.

Can you pretend to walk down a long, hot, dusty road?

It didn't take long for Philip to know why God sent him there. Up in the distance, Philip saw a cloud of dust. A chariot pulled by beautiful horses was rumbling down that old Gaza road.

What do beautiful, prancing horses look like?

And who should be riding in that chariot? It was none other than the Treasurer of Ethiopia (a country in Africa). This man had the job of taking care of Queen Candace's money. I bet that was a lot of money!

What a very important man this Treasurer was! He had been travelled all the way to Jerusalem to worship at God's worship house, the Temple. Now he was headed back home to Africa.

As his servant drove the chariot and horses, the Treasurer sat reading from a big, fat scroll of rolled up paper. It was a book. (That's how long books were written back then.) It was part of God's Word, the Bible. And I bet you can guess what God wanted Philip to do next? Can you?

What do you think God wanted Philip to do?

The Holy Spirit spoke to Philip and said, "Run up to that chariot." So Philip did.

When Philip got right next to the chariot, he could hear what the man was reading.

Can you guess who Philip heard that man reading about?

It was some of those promises God had godly people write down in the Bible about Jesus! Now Philip knew why God had sent him down that lonely road. It was to tell this man about Jesus!

"Sir, do you understand what you are reading from the Bible?" Philip asked him.

"No, I don't! Do you? Will you sit up here with me in my chariot and help me?" the Treasurer asked Philip. "Yes, of course," Philip happily agreed.

So Philip climbed up into the chariot and sat down next to the man and away they rode.

Story with lines separating paragraphs (text in bold, optional interaction cues in italics)

Philip explained many of the promises about Jesus in God's Word, starting with the very one he had been reading. And what do you think happened as that man listened to Philip?

Who do you think started working in that man's heart as he listened?

The Holy Spirit worked in the man's heart as he listened to Philip!

He heard the good news about Jesus and he believed. "I believe in Jesus. I want to turn away from my sins. I want Him to be my Savior. I want Him to take away the punishment for my sins," he told Philip.

Right then and there, God changed that man's life. His sins were forgiven and the Holy Spirit filled his heart with special closeness with God. Philip and the man were both very happy.

The chariot bumped along as Philip and the man talked. Past dry, scruffy bushes. Past hot rocks and wriggly lizards. Past little hills with brown grasses until at last they came to some water.

Suddenly, the Treasurer yelled out! "Stop this chariot! NOW!!!!!!!" The servant obeyed, but what was going on?

Why do you think the Treasurer wanted to stop by the river?

The servant stopped the chariot. Perhaps he thought his master wanted a drink of water for his dry mouth; or, to cool off his hot face in the refreshing water. But no! There was something else this man wanted to do with that water.

Can you guess what he wanted to do?

The Treasurer wanted to be baptized!

That's what people were supposed to do to show that they were choosing to live a new life of trusting in Jesus and living for Him. So that's exactly what this man wanted to do!

Turning to Philip, the man asked, "Here is water. Is there any reason why I can't be baptized? I believe in Jesus. I want to love God and obey His Word the rest of my life!"

Philip agreed. They both climbed down from the chariot and waded into the water.

Philip baptized the man by dipping him down into the water, then raising him back up again.

The man got back in the chariot and went rejoicing on his way down that bumpy, dusty road towards his home in Africa. And why shouldn't he be rejoicing? He knew the promises of God's Word and understood what they meant. He believed in Jesus and had become one of God's people. He would always be God's forever.

He could go back to Africa and tell others about God's promises, too. Now that is a lot to be happy about!

Cracking the Case: (story wrap-up for Listening Assignments)

It's time to see how we did with our Listening Assignment.

Detective Dan's Lesson 1 Listening Assignment:

1. Who was on wheels? The African man.
2. Whose word was he reading? What happened when he read it? He was reading God's Word, the Bible. He didn't understand who the promises were about until God sent Philip to help him understand. The Holy Spirit worked in his heart and he was saved.

For You and Me:

Like the African man, God has given us His Word, the Bible. We can read it and learn about God's promises about Jesus in it. We can ask our teachers and our parents to help us understand what we hear. We can ask God to send His Holy Spirit to work in our hearts and help us to trust in Jesus as our Savior.

**Detective Dan's Lesson 2 Listening Assignment:
Our Bible Verse is Psalm 119:18,72-73, ESV**

"Open my eyes, that I may behold wondrous things out of your law... The law of your mouth is better to me than thousands of gold and silver pieces. Your hands have made and fashioned me; give me understanding that I may learn your commandments."

I need to find out:

1. This Bible verse is a prayer for God to help us understand His Word. Who wanted to understand God's Word in our story? The African man.
2. Who helped him understand God's Word? What happened? Philip and God's Holy Spirit. Philip helped the man understand that these promises were about Jesus. The Holy Spirit worked in his heart and helped him trust in Jesus as his Savior.

For You and Me:

God wants us to understand His Word, too. He wants us to see how Jesus came and made all these promises come true. We can ask God to help us to understand His Word; and, help us to trust in Jesus as our Savior, too.

Detective Dan's Lesson 3 Listening Assignment:

Our six clues were: a stream; a chariot; a truck; a dusty road; a dog; and a scroll of God's Word.

1. Which four belong in our story?

The stream; the chariot; the dusty road; and the scroll.

2. Who confessed his sins and asked Jesus to be his Savior? How did God answer his prayers?

The African man confessed his sins and asked Jesus to be his Savior. God forgave his sins and made him one of His dearly loved people!

For You and Me:

Like the African man, we can confess our sins to God. We can trust in Jesus as our Savior. We can be one of God's dearly loved people. God loves to help us do this! Ask Him!

The Gospel (story wrap-up if NOT using Listening Assignments)**Our Bible Truth is:****How Can I Know What God Is Like?****He Shows Me What He's Like...****in the Bible, the perfect Word of God!**

The man from Africa was so excited to hear about Jesus from God's Word, the Bible! He rejoiced to hear that God promises to save all who say "no" to disobeying Him and trust in Jesus as their Savior. The man from Africa did this. We can do this, too! When we do, God will forgive our sins and we can enjoy wonderful, special closeness with God now and forever.

Close in prayer.

Closing ACTS Prayer

- A** We praise You, God, that You show us what You are like! We praise you for being the Giver of Your Word, the Bible.
- C** God, You show us in the Bible who You are and how You want us to live, but many times we don't act like we want to know You. Many times we don't obey Your good ways. We need a Savior!
- T** Thank You for wanting us to know You. Thank You for giving us the Bible to know You and Your good ways better.
- S** Work deep inside our hearts, so we can know more and more of You! Help us to know what You are like when we hear Your Word, the Bible. Help us to turn away from disobeying You and trust in Jesus as our Savior.
In Jesus' name we pray. Amen.

Go to Lesson Plan, p.9 for the script to the rest of the lesson.

Deep Down Discussion Sheet

use with all THREE lessons

Use with all response activities for deeper learning



P.1

Questions to aid discussion of the key concepts and for use in games

Be familiar with these questions and answers. Look for opportunities to ask questions and discuss their answers, such as while the children work on their coloring pages, as part of their response games, or during play time. Remember: your goal isn't to ask all these questions or only talk to the children about these things. It is to be deliberate in having good conversations with the children as you are able.

<p>BIG QUESTION</p> <p>Meaning</p> <p>Discussion Questions</p>	<p>How Can I Know What God Is Like? He Shows Me What He's Like!</p> <p>"God made us. He wants us to know what He is like so we can know Him, love Him, and praise Him.</p> <p>God shows us what He is like by the heart He gave us to know and love Him; through all of His creations we see around us; through His Word, the Bible; and most of all, through His very own Son, Jesus Christ."</p> <p><i>choose a few</i></p> <ol style="list-style-type: none"> 1. How can I know what God is like? <i>He shows me what He's like.</i> 2. Who made us? <i>God did.</i> 3. What does God want us to know? <i>What He is like.</i> 4. Why does God want us to know Him? <i>So we can know Him, love Him, and praise Him.</i> 5. What does God do so we can know what He is like? <i>He shows us what He's like.</i> 6. Who can we ask to help us know what God is like? <i>God! He delights to help us!</i>
<p>BIBLE TRUTH</p> <p>Meaning</p> <p>Discussion Questions</p>	<p>He Shows Me What He's Like...the Bible, the perfect Word of God!</p> <p>The Bible is God's Word. God used many people to write down His Word just right. The Bible is filled with stories about God, His plans, and the wonderful things He has done for us. When we read the Bible, God shows us what He is like and fills our hearts with truth about Him. We see how great God is, how good God is, and how wonderful is His love for people like you and me!</p> <p><i>choose a few</i></p> <ol style="list-style-type: none"> 1. What is the name we give for God's Word written down? <i>The Bible.</i> 2. Who did God use to write down His Word, the Bible? <i>Many people.</i> 3. How did they write it down? <i>The Holy Spirit helped them to write it down perfectly.</i> 4. Who are the stories in the Bible about? <i>God and what He has done/is doing for His people.</i> 5. What does God show us when we read the Bible? <i>He shows us what He is like. He is great. He is good. His wonderful love for His people.</i> 6. What does God fill our hearts with when we read/listen to the Bible being read? <i>With truth.</i>
<p>THE GOSPEL</p>	<p>What is God's good news for you and me? <i>The gospel!</i></p> <p>The Bible tells us what God is like and it tells us how God wants us to live. But sadly, we have all chosen to disobey God and His good ways. We have chosen to live our own way and deserve His punishment. How terrible! But God is so kind to us! He has made a way for us to be saved from our sins and to become His people Jesus lived a perfect life, then He offered it as full payment for sins, when He suffered and died on the cross. On Day Three, He rose from the dead. He had beaten sin and death for God's people! God invites us to become His people, by turning away from our sins and trusting in Jesus as our Savior. If we do, His Holy Spirit will come live in our hearts, so we can know and love God now. And one day, go to live with God in heaven forever. That will be best of all!</p>

Questions to aid discussion of the key concepts and for use in games

<p>BIBLE TRUTH BIBLE VERSE</p>	<p>“Open my eyes, that I may behold wondrous things out of your law... The law of your mouth is better to me than thousands of gold and silver pieces. Your hands have made and fashioned me; give me understanding that I may learn your commandments.” --Psalm 119:18,72-73</p>
<p>Meaning</p>	<p>These Bible verses are a prayer for God to work in our hearts and minds when we hear His Word, the Bible. We need God’s help to understand His Word and to obey it. God loves to answer prayers like these. Ask Him! He can help you, too!</p>
<p>Discussion Questions</p>	<p><i>choose a few</i></p> <ol style="list-style-type: none"> 1. What kind of eyes do we need God to open for us to see wonderful things in God’s law? <i>Not our actual eyeballs, but the “eyes” of our spirit, our heart. Our spirit—or heart—doesn’t really have eyes, like the ones we look around the room with. No! It’s just a way of saying, help us to understand God’s Word.</i> 2. Why do we need God’s help to “see” wonderful things in God’s law? <i>Because we are sinners, our hearts do not understand God’s Word without God’s help. God sends His Holy Spirit to work in our hearts and help us to understand His law.</i> 3. What is God’s law? Is it just a bunch of rules? <i>God’s law is another way of saying the whole Bible. (Unless you are reading a part of the Bible that is talking just about laws God gave—then it is talking about God’s actual laws).</i> 4. What kind of wonderful things are in God’s law? <i>God shows us what He’s like; His plans for this world and His people; the way to be saved; how He wants His people to live; and so much more.</i> 5. How is the Bible God’s Word from His mouth? <i>God gave His words to godly people to write down just right. Sometimes He did speak aloud to men, like Moses. Many times, He spoke to them by His Holy Spirit whispering it into their hearts.</i> 6. What makes God’s law worth more than a thousand pieces of silver or gold? <i>It alone is the perfect Word of God. Without it, we would not know so many things about God. Without it, we would not have the stories of Jesus and how to be saved.</i>
<p>BIBLE STORY</p>	<p>The Case of the Word on Wheels</p>
<p>Discussion Questions</p>	<p><i>choose a few</i></p> <ol style="list-style-type: none"> 1. Today we learned that God shows us what He’s like by the Bible, the Perfect Word of God. Who did God show what He was like through the Bible in our story today? <i>The important man from Ethiopia.</i> 2. What was the man reading as he rode in his chariot? <i>Some of God’s promises in the Bible that foretold how Jesus would suffer and die to save God’s people.</i> 3. Did the African man understand what he was reading? <i>No.</i> 4. Who did God send to help the man understand? <i>Philip.</i> 5. What did Philip tell the man? <i>He told him about all the promises God made in the Bible about sending Jesus to save people from their sins.</i> 6. Do you know any Bible stories? 7. Who can help us understand God’s Word? <i>Our parents, teachers and pastors. We can ask God to send His Holy Spirit to help us understand it and believe it, too.</i>