

# **DEEP DOWN DETECTIVES**

**Curriculum Resources  
for Unit 1, Bible Truth 2:**



**How Can I Know What God Is Like?  
He Shows Me What He's Like...**

**In everything I see  
all around me!**

## Session Prep (especially good for newbies!)

### Pray!



Pray for the Holy Spirit to be at work in your and the children's hearts.

### Review



If new to the curriculum, look at the **Getting Started with Deep Down Detectives section of the Core Curriculum book.** (p.5) It will be especially helpful to read through the Deep Down Detectives section of **The Praise Factory Tour: Extended Version Book.** This is a visual way to understand what goes on in the classroom. (A pdf of the book is found in the samples section on the website.)

### Look through and Learn the Lesson



Read over **lesson plan.** Practice any **songs or action rhymes** you are using. Choose/make up motions to go with these. Choose less with younger children and more with older preschoolers. **Practice the lesson with the visual aids** and using the Big Question Box/Briefcase.

### Read and Rehearse the Bible Story with Pictures



Read the Bible story from the Bible. Read the curriculum version. Practice telling it with the storyboard pictures. (If you have not previously laminated the story pictures, do that now.) Or, rehearse it from the Simple Story Scenes, if you are using those.

### Let There Be Music



Download the music and listen to the songs. Choose which of the songs you will use with the children. If using live musicians, make sure they have the sheet music (Appendix A, Core Curriculum book).

### Put the Props in Place



1. Prepare your Visual Aids. Put the Big Question, Unit Bible Truths, Bible Truth, Bible Verse, and Listening Assignment signs, as well as the Bible Story script in one side of the Bible folder.
2. Get out your storyboard. If using Simple Story Scenes, put these in your Bible Folder. Or, if using the individual storyboard figures, put all background pictures in place (they have a BG by the number). Put the rest of the storyboard pictures (these have a SB by the number) in order of use in the other side of the Bible folder.
3. Put the DDD Bible Folder as well as the Big Question sign in the Big Question Box/Briefcase and shut it. If your box/briefcase has locks and you want to use the unlocking the box as part of your session, lock it now....but make sure you have the key or know the code first.
4. Prepare the music CD or sheet music or mp3 device for use in your session.

### Set Out Free Play Activities



Choose and set up free time activities you will use with the children. Choose a variety of different activities that will be enjoyed by different types of children. Rotate the activities you provide to keep them interesting and fresh to your children. (Suggestions in Appendix D, Core Curriculum books.)

### Prepare Any Activities



Choose which (if any) of the Bible Truth games and crafts activities you want to use in the session. Bear in mind your time frame as well as the developmental abilities and attention span of your children as you decide which/how many to prepare. **Look over the Discussion Sheet** and choose a few questions you might use to spark discussion with the children as they do their activities (especially good for ages 3's+). Pray for God to give you opportunities to talk about these things with the children.

### Let Them Take It with Them



Make copies of the craft/take home sheets, if you are not already using them as one of your activities. You may also want to make copies of the story (see take-home version of each story included in Appendix C with the other take home resources) to have for parents to use with their children at home. There's a link on each craft/take home sheet to the story, if you don't make hard copies.

### Store It



After your session is over, collect the resources and store them for future use. This curriculum can be used over and over for years to come.

---

## Unit 1: The God Who Reveals Himself

---

### UNIT OVERVIEW

"God made us. He wants us to know what He is like so we can know Him, love Him, and praise Him.

God shows us what He is like by the heart He gave us to know and love Him; through all of His creations we see around us; through His Word, the Bible; and most of all, through His very own Son, Jesus Christ."

In this unit we will learn four ways God does this.

### UNIT BIBLE VERSE: Amos 4:13

"For behold, He who formed the mountains, creates the winds, and declares to man what is His thought. The LORD, the God of hosts, is His name."

### BIG QUESTION UNDER INVESTIGATION: How Do I Know What God Is Like?

**ANSWER:** He Shows Me What He's Like...

#### OPTIONAL BIG QUESTION 1 INTRODUCTION LESSON (Use Hide 'n' Seek Kids Unit 1 Material)

Story: The Case of the Old Man Who Looked for God *Luke 2:25-32*

Bible Verse: Amos 4:13

#### BIBLE TRUTH 1: By the Heart He Gave Us to Know and Love Him (3 Lessons Available)

Story: The Case of the Young Man with Something Special Inside

*1 Samuel 17:1-11, 34-58; Psalm 19; Psalm 23*

Bible Verse: Psalm 63:1,5

#### ➔ BIBLE TRUTH 2: In Everything I See All Around Me (3 Lessons Available)

Story: The Case of the Whispering World *Acts 14*

Bible Verse: Psalm 19:1-4

#### BIBLE TRUTH 3: In the Bible, the Perfect Word of God (3 Lessons Available)

Story: The Case of the Word on Wheels *Acts 8*

Bible Verse: Psalm 119:18,72-73

#### BIBLE TRUTH 4: In His Very Own Son, Jesus Christ (3 Lessons Available)

Story: The Case of the One-of-a-Kind Man *Matthew 8:23-27; Mark 4:35-41; Luke 8:22-25*

Bible Verse: John 14:9

## Deep Down Detectives ESV Songs 1 Track Numbers

This is a listing of all songs mentioned in the unit curriculum. You may or may not choose to use all of the songs. They are listed in easy-reference order--NOT in the order used in the curriculum.

You may choose to simply burn a CD/load them onto an mp3 device in this order. Or, you may want to do what we do: choose the songs we want to use and create a playlist of them in that order. Then, we burn a CD/upload the playlist onto an mp3 device. A teacher only has to click forward to the next song, instead of hunting for the right track. The track number have been included as part of the title of each song, so teachers will still have a reference to the track number listed in the curriculum (same as those listed below), even if you change the order on your customized playlist.

### SONGS USED EVERY UNIT OF THE CURRICULUM

- 1 The Classroom Song v.1
- 2 The Classroom Song v.2
- 3 The Classroom Song v.3
- 4 The Classroom Song v.4
- 5 Deep Down Detectives Theme Song
- 6 The Classroom Rules Song
- 7 Let's Pray Song
- 8 The Big Question Box Song
- 9 The Bible Chant Song
- 10 ACTS Prayer Song (Short Version)
- 11 ACTS Prayer Song (Full Version)

#### Why the Extra Songs?

Deep Down Detectives is a curriculum used by a wide age-span of kids. Sometimes one of the other songs is a better fit for your kids. Or, you may simply want to teach them more songs on the same Bible Truth. Use as many or as few as you want.

### UNIT 1: THE GOD WHO REVEALS HIMSELF

- 12 Big Q & A 1 Song
- 13 Big Question 1 Song: How Can I Know What God Is Like?
- 14 Big Question 1 Bible Verse Song: The LORD Declares Amos 4:13, ESV
- 15 *Extra Big Question 1 Bible Verse Song: He Who Declares His Thought Amos 4:13, ESV (different version)*
- 16 *Extra Big Question 1 Bible Verse Song: He Who Forms the Mountains Amos 4:13, ESV (different version)*
- 17 *Extra Big Question 1 Bible Verse Song: For Behold Amos 4:23, ESV (different version)*
- 18 *Extra Big Question Bible Verse Song: Behold Amos 4:23, ESV (different version)*
- 19 Big Question 1 Hymn: Joyful, Joyful, We Adore Thee
- 20 Big Question 1 Praise Song: Oh, Oh, Oh, How Good Is the Lord!

### How Do I Know What God Is Like? He Shows Me What He's Like...

#### Bible Truth 1: By the Heart He Gave Me to Know and Love Him

- 21 Bible Verse: O God, You Are My God Psalm 63:1,5, ESV
- 22 *Extra Bible Verse: You Are My God Psalm 63:1,5, ESV*
- 23 *Extra Bible Verse: As a Deer Psalm 42:1-2, HCSB*

#### Bible Truth 2: In Everything I See All Around Me

- 24 Bible Verse: The Heavens Declare Psalm 19:1-4, ESV
- 25 *Extra Bible Verse: O LORD, Our Lord Psalm 8:1,3-4, ESV*

#### Bible Truth 3: In the Bible, the Perfect Word of God

- 26 Bible Verse: Open My Eyes Psalm 119:18,72-73, ESV

#### Bible Truth 4: Through His Very Own Son, Jesus Christ

- 27 Bible Verse: Whoever Has Seen Me John 14:9, ESV
- 28 *Extra Bible Verse: The Son is the Radiance Hebrews 1:3, ESV*

listen to or download songs for free at <https://praisefactory.org>: Deep Down Detectives Music page

**Big Question 1, Bible Truth 2 Overview: Key Concepts****P.2****UNIT 1: The God Who Reveals Himself**

**Unit Big Question (and Answer):** “How Can I Know What God Is Like? He Shows Me What He’s Like!”

**Unit Bible Verse:** “For behold, He who formed the mountains, creates the winds, and declares to man what is His thought. The LORD, the God of hosts, is His name.” Amos 4:13 ESV

**Bible Truth 2 Concept: God Shows Me What He’s Like...in everything I see all around me!**

God made everything. When we look at all the wonderful things He’s made, God shows us what He is like. I look at the mountains that God made, and I can see that God must be very powerful. I look at the big sky full of stars twinkling far away, and I know God must be very great. I look at the beautiful flowers He made, and I know God must love beautiful things. I look at a mother gently taking care of her children, and I see a little bit of God’s love and tenderness. Everything that God made tells me about Him.

**Bible Truth 2 Bible Verse: Psalm 19:1-4, ESV**

“The heavens declare the glory of God, and the sky above proclaims his handiwork. Day to day pours out speech, and night to night reveals knowledge. There is no speech, nor are there words, whose voice is not heard. Their voice goes out through all the earth, and their words to the end of the world.”

**Learn a Little:** “The heavens declare the glory of God.”

**Meaning:**

We look up at the heavens (the sky) and what do we see? Millions of stars twinkling softly above us at night; and, the glorious sun shining down on us all day long.

God made these great stars! God made this wonderful sun! They are the work of His hands; that is, He created them. Their brightness reminds us of how great and wonderful God is to make such great and wonderful things.

Every day and night, the sun, moon and stars tell us about God. They don’t speak to us with a voice with words like you and I use. God didn’t give them that gift. But they do tell us about Him. God made them so great and beautiful that everyone in the whole world can look up and be reminded of Him--the great and beautiful God who made them, and us, and all of the good things in the world around us.

**Bible Truth 2 ACTS Prayer**

- A** We praise you, God, that You show us what You are like! We look all around us at the wonderful things You have made and we see how wonderful You are!
- C** God, when we look at all the things You have made, we know that You are the great, One, True God. We know that we should obey You, but many times we don’t. Please forgive us through Jesus.
- T** Thank you for wanting us to know You. Thank You for all the beautiful things that You have made and all that they tell us about You!
- S** Work deep inside our hearts, so we can know more and more of You! Help us to think about You and know what You are like as we look at everything You’ve made. Help us to turn away from disobeying You and trust in Jesus as our Savior. In Jesus’ name we pray, Amen.

**Bible Truth 2 Story****The Case of the Whispering World**

*1 Samuel 17:1-11, 34-58; Psalm 19; Psalm 23*

**Songs Used in Bible Truth 2**

Big Q & A 1 Song

Big Question 1 Song

Big Question 1 Bible Verse Song: The LORD Declares Amos 4:13, ESV

*Extra Big Question 1 Bible Verse Song: He Who Declares His Thought Amos 4:13, ESV*

*Extra Big Question 1 Bible Verse Song: He Who Forms the Mountain Amos 4:13, ESV*

*Extra Big Question 1 (Unit) Bible Verse Song: Behold Amos 4:13, ESV*

*Extra Big Question 1 (Unit) Bible Verse Song: For Behold Amos 4:13, ESV*

Big Question 1 Hymn: Joyful, Joyful, We Adore Thee

Big Question 1 Praise Song: Oh! Oh! Oh! How Good is the Lord

Bible Truth 2 Bible Verse Song: The Heavens Declare Psalm 19:1-4, ESV

*Bible Truth 2 Extra Bible Verse Song: O LORD, Our Lord Psalm 8:1,3-4, ESV*

listen to or download songs for free at <https://praisefactory.org>: Deep Down Detectives Music page

**1. GETTING STARTED**



= follow the stars for a short & simple lesson plan

|  |   |
|--|---|
| <p><b>Intake<br/>Activity Ideas</b></p>  | <p><b>Choose one of these open-ended activities to include children as they join the class:</b></p>   |
| <p><b>Free Play Time</b><br/><i>suggestions in Appendix D</i></p>  | <p>★ Offer your own or some of the easy-to-make, free play activities suggested in Appendix D.</p>  |
| <p><b>OR Sing-along<br/>Music Time</b><br/><i>lyrics and sheet music, Appendix A</i><br/><br/><i>listen to or download songs for free at <a href="https://praisefactory.org:Deep Down Detectives Music page">https://praisefactory.org:Deep Down Detectives Music page</a></i></p> | <p>Music from Deep Down Detectives (DDD) ESV Songs 1:</p> <ul style="list-style-type: none"> <li>Big Q &amp; A 1 Song <span style="float: right;"><i>DDD ESV Songs 1, track 12</i></span></li> <li>Big Question 1 Song <span style="float: right;"><i>DDD ESV Songs 1, track 13</i></span></li> <li>Big Question 1 (Unit) Bible Verse Song:<br/>The LORD Declares Amos 4:13, ESV <span style="float: right;"><i>DDD ESV Songs 1, track 14</i></span></li> <li>Extra Big Question 1 (Unit) Bible Verse Song:<br/>He Who Declares His Thought Amos 4:13, ESV <span style="float: right;"><i>DDD ESV Songs 1, track 15</i></span></li> <li>Extra Big Question 1 (Unit) Bible Verse Song:<br/>He Who Forms the Mountains Amos 4:13, ESV (other version) <span style="float: right;"><i>DDD ESV Songs 1, track 16</i></span></li> <li>Extra Big Question 1 (Unit) Bible Verse Song:<br/>Behold Amos 4:13, ESV (different version) <span style="float: right;"><i>DDD ESV Songs 1, track 17</i></span></li> <li>Extra Big Question 1 (Unit) Bible Verse Song:<br/>Behold Amos 4:13, ESV (different version) <span style="float: right;"><i>DDD ESV Songs 1, track 18</i></span></li> <li>Big Question 1 Hymn:<br/>Joyful, Joyful, We Adore Thee <span style="float: right;"><i>DDD ESV Songs 1, track 19</i></span></li> <li>Big Question 1 Praise Song:<br/>Oh! Oh! Oh! How Good is the Lord <span style="float: right;"><i>DDD ESV Songs 1, track 20</i></span></li> <li>Bible Truth 2 Bible Verse Song:<br/>The Heavens Declare Psalm 19:1-4, ESV <span style="float: right;"><i>DDD ESV Songs 1, track 24</i></span></li> <li>Bible Truth 2 Extra Bible Verse Song:<br/>O LORD, Our Lord Psalm 8:1,3-4, ESV <span style="float: right;"><i>DDD ESV Songs 1, track 25</i></span></li> </ul> <p><i>Add more fun to Sing-along Music Time by adding a Music, Movement &amp; Memory Activity. These activities are listed on p.10 of this lesson plan with the Response Activities. Instructions found in Appendix B.</i></p> |
| <p><b>OR Bible Verse<br/>Memory Game</b><br/><i>instructions found in Appendix B</i></p>   | <p>Lesson 1 Game: Roll 'n' Toss<br/>Lesson 2 Game: Block Clapping<br/>Lesson 3 Game: Meet, Greet and Keep It Up</p> <p><i>These activities are also included on p.10 of this lesson plan with the Response Activities.</i></p>  |
| <p><b>2. OPENING CIRCLE TIME (introduce the Bible Truth and tell the related Bible story)</b></p>  |   |
| <p><b>Gathering the Children</b><br/><i>lyrics and sheet music, Appendix A</i></p>   | <p><i>Sing verse 1 of The Classroom Song to gather the children for Circle Time.</i></p> <p><b>The Classroom Song, verse 1</b> <span style="float: right;"><i>DDD ESV Songs 1, track 1</i></span><br/>Let's gather together to worship God,<br/>Let's gather together to worship God,<br/>Let's gather together to worship God,<br/>Come gather here with me!</p>   |
| <p><b>Welcome to Deep Down Detectives</b></p>  | <p>★ "Welcome to Deep Down Detectives. We're so glad you've joined us! Detectives are people who look for answers to questions. In Deep Down Detectives, we look for answers to big questions about God. We dig deep down in the truths of God's Word to find them."</p>  |

**2. OPENING CIRCLE TIME, continued**

★ = follow the stars for a short & simple lesson plan

|  |  |
|--|--|
| <p><b>Deep Down Detectives Theme Song</b></p> <p><i>lyrics and sheet music, Appendix A</i></p> | <p>“Let’s sing our Deep Down Detectives Theme Song.”</p> <p>★ <b>Deep Down Detectives Theme Song</b> <span style="float: right;"><i>DDD ESV Songs 1, track 5</i></span></p> <p>We’re Deep Down Detectives,<br/>diggin’ deep in God’s Word,<br/>For truths about God and His plans for this world,<br/>We’re seeking to love Him, with all of our heart,<br/>We’re Deep Down Detectives!<br/>Come on! Let’s start!</p>  |
| <p><b>Classroom Rules Song</b></p> <p><i>lyrics and sheet music, Appendix A</i></p>            | <p>There are two very important things that Deep Down Detectives do together: we worship God and we love one another. Our Classroom Rules Song reminds us how we should act. Let’s sing it.”</p> <p><b>Classroom Rules Song</b> <span style="float: right;"><i>DDD ESV Songs 1, track 6</i></span></p> <p>Shh, be quiet while someone is talking,<br/>Raise your hand, if you have something to say,<br/>Don’t touch your friend, sitting beside you,<br/>Obey your teachers, Be kind as you play.<br/>These are our classroom rules,<br/>These are our classroom rules,<br/>They help us worship God and love one another,<br/>These are our classroom rules.</p> |
| <p><b>Opening Prayer Time</b></p> <p><i>lyrics and sheet music, Appendix A</i></p>             | <p>“Children, we need God’s help to keep these rules. Let’s ask Him to help us right now. Let’s get ready and pray.”</p> <p><b>Let’s Pray</b> <span style="float: right;"><i>DDD ESV Songs 1, track 7</i></span></p> <p>1-2-3!<br/>Fold your hands,<br/>Bow your head,<br/>Close your eyes.<br/>Let’s pray! (<i>repeat</i>)</p> <p>“Let’s pray:”</p> <p>★ <b>Opening Prayer</b></p> <p>Dear Lord,<br/>We’re so glad to get to gather together to worship You!<br/>Please help us keep the classroom rules.<br/>Please help us to love You and learn about You today.<br/>In Jesus’ name we pray. Amen.</p>   |



**2. OPENING CIRCLE TIME, continued**



= follow the stars for a short & simple lesson plan

**Reveal the Big Question**  
**Introduce the Big Question Box/Briefcase**

*lyrics and sheet music, Appendix A*

"Detectives INVESTIGATE things. That means they ask questions and look for answers. Deep Down Detectives investigate big questions about God. The Big Question we are investigating today is right inside our Big Question Box/Briefcase.

**The Big Question Box Song**

*DDD ESV Songs 1, track 8*

We've got a big box,  
All closed up and locked,  
Filled with the truths of God's Word.

We've got a brief case,  
There's no time to waste,  
Come on, kids, let's open it up!

**The Big Question under Investigation**

VISUAL AID



of BQB

*Big Question & Answer Sign, front side  
\*found in the DDD Unit 1 Visual Aids, ESV Book*

Ok, who would like to open it up for me and pull out the Big Question?"

*Choose a child to open the box/briefcase, take out the Big Question and hand it to you, then hold up the Big Question sign for all the children to see, and say:*



The Big Question we are investigating today is Big Question Number 1:

**How Can I Know What God Is Like?**

and the Answer is:

**He Shows Me What He's Like!**

**Big Question Meaning**



"God made us. He wants us to know what He is like so we can know Him, love Him, and praise Him.

God shows us what He is like by the heart He gave us to know and love Him; through all of His creations we see around us; through His Word, the Bible; and most of all, through His very own Son, Jesus Christ."

**Big Question Songs**

"Let's sing our Big Question Song:

**Big Q & A 1 Song**



**Big Q & A 1 Song**

*DDD ESV Songs 1, track 12*

*lyrics and sheet music, Appendix A*

*(adapted version of "This Is the Way We Wash Our Clothes")*

How can I know what God is like,  
God is like, God is like?  
How can I know what God is like?  
He shows me what He's like!

**2. OPENING CIRCLE TIME, continued**



= follow the stars for a short & simple lesson plan

**Learning about the Big Question (use one or both)**



Repeat the Big Question and Answer again:

"How Can I Know What God Is Like? He Shows Me What He's Like!"

Say: "Hmmm, I wonder what that means... Let's do our action rhyme (or sing our song) that explains it."

Then do the action rhyme/sing the song for them, using the question cues and motions suggested (or other ones of your choosing.)

**Big Question Action Rhyme**

**Big Question 1 Action Rhyme**

**(POSSIBLE ACTIONS)**

My heart can know and love God,  
He made everything I see.  
Big, tall mountains, galloping horses,  
Every bird and bee.  
God gave me the Bible to read,  
And hear of His mighty deeds!  
But best of all, best of all,  
He sent Jesus, His Son, to save me!

*place hand over heart*  
*cup hand over eye and look around*  
*gallop in place*  
  
*make open book with flat hands*  
*hold up flexed arm*  
  
*point to self*

**Big Question (Action Rhyme) Song**



*Lyrics and sheet music, Appendix A*

**Big Question 1 (Action Rhyme) Song**

*DDD ESV Songs 1, track 13*

**(POSSIBLE ACTIONS)**

I have a very big question,  
A big question 'bout God,  
I have a very big question,  
It's Big Question Number One,  
I wanna know...

*hold up 1 finger*

Refrain:

How can I know what God is like?  
How can I know what God is like?  
How can I know what God is like?  
He shows me what He's like!

Verse 1:

My heart can know and love God,  
He made everything I see.  
Big tall mountain, galloping horses,  
Every little bird and bee. *Refrain*

*place hand over heart*  
*cup hand over eye and look around*  
*gallop in place*

Verse 2:

He gave us the Bible, His Word,  
To learn of His might deeds,  
But most of all, through Jesus, His Son,  
God shows Himself to me. *Refrain*

*make open book with flat hands*  
*hold up flexed arm*  
  
*point to self*

**2. OPENING CIRCLE TIME, continued**

★ = follow the stars for a short & simple lesson plan

**Learning the Bible Truth**

VISUAL take out

AID



of BQB

VISUAL AID

All the Bible Truths Sign

★ "God shows me what He's like" is a good beginning, but there's so more to learn. So it's time for us to dig down even deeper for more answers to our Big Question about God. We're going to be learning **FOUR** Bible truths that all tell us something about how God shows us what He's like.

Who would like to hand me the picture with our four Bible truths on it? It's in the Big Question Box/Briefcase? "Choose a child to get it and hand it to you, then hold it up and show them the pictures with the four truths they will be learning."

**Bible Truth Clue**

VISUAL take out

AID



of BQB

Bible Truth Clue Sign,

front side

VISUAL AID

After everyone has had a good look, say...

"Ok, we've learned one way God shows us what He's like already. It's this one: God shows me what He's like through the heart He gave me to know and love Him (point to pictures as you identify each Bible Truth). Now let's look at our Bible Truth Clue and see if we can figure out which of these four truths we will be learning about today. Who would like to get it out of the Big Question Briefcase for me?"

Choose a child to open the briefcase, take out the Bible Truth Clue sign and hand it to you. Hold up the front side for the children to see. Cover up the answer, written along the bottom, and say:

**"How Do I Know What God Is Like?  
He Shows Me What He's Like...  
in ???? I see around me!**

**Hint**

We are missing one word. Here's the hint to what the missing word is. It says: "What did God make that we see around us?"

Can you guess? It's everything!

So the Bible Truth we are learning today is:

(uncover answer from bottom of sign, show it to them and say:)

★ **"How Do I Know What God Is Like?  
He Shows Me What He's Like...  
in EVERYTHING I see all around me!"**

**Bible Truth Meaning**

★ And here what this Bible Truth means:

(read the meaning off of the back of the sign, say:)

God made everything. When we look at all the wonderful things He's made, God shows us what He is like. I look at the mountains that God made, and I can see that God must be very powerful. I look at the big sky full of stars twinkling far away, and I know God must be very great. I look at the beautiful flowers He made, and I know God must love beautiful things. I look at a mother gently taking care of her children, and I see a little bit of God's love and tenderness. Everything that God made tells me about Him

**2. OPENING CIRCLE TIME, continued**

★ = follow the stars for a short & simple lesson plan

**Learning the Bible Verse**

"And how do I know this is true? God tells me so in His special book, the Bible."

**The Bible Chant Song**

*Say or sing the Bible Chant Song.*

*DDD ESV Songs 1, track 9*

*lyrics and sheet music, Appendix A*

**The Bible Chant Song**

The Bible, the Bible,  
Let's get out the Bible.  
Let's hear what God has to say.  
The Bible, the Bible,  
God's given us the Bible.  
It's His Word for us to learn and obey! Yay!


**Bible Verse**

*DDD 1.1 Bible Verse-front side (in the DDD Bible folder)*

"Who would like to get our Bible folder out of the Big Question Briefcase for me?"

VISUAL AID

Place verse in take out



of BQB

DDD Bible Folder

*Choose a child to open the briefcase, take out the "Bible" folder and hand it to you. Remove the Bible Verse Picture from the "Bible" folder and hold it up for all the children to see, then say:*

Psalm 19:1-4 tells us:

★ **Psalm 19:1-4, ESV**

"The heavens declare the glory of God, and the sky above proclaims his handiwork. Day to day pours out speech, and night to night reveals knowledge. There is no speech, nor are there words, whose voice is not heard. Their voice goes out through all the earth, and their words to the end of the world."

*\*found in the DDD Unit 1 Visual Aids, ESV Book*

**Learn a Little:** "The heavens declare the glory of God."

**Bible Verse Meaning**

★ **What does that mean?**

We look up at the heavens (the sky) and what do we see? Millions of stars twinkling softly above us at night; and, the glorious sun shining down on us all day long.

God made these great stars! God made this wonderful sun! They are the work of His hands; that is, He created them. Their brightness reminds us of how great and wonderful God is to make such great and wonderful things.

Every day and night, the sun, moon and stars tell us about God. They don't speak to us with a voice with words like you and I use. God didn't give them that gift. But they do tell us about Him. God made them so great and beautiful that everyone in the whole world can look up and be reminded of Him--the great and beautiful God who made them, and us, and all of the good things in the world around us.

**2. OPENING CIRCLE TIME, continued**



= follow the stars for a short & simple lesson plan

**Bible Verse  
Song**

*lyrics and sheet music,  
Appendix A*

*You might also enjoy:*

O LORD, Our Lord  
Psalm 8:1,3-4, ESV  
*DDD ESV Songs 1,  
track 25*

We've said our Bible verse, now let's sing it!







**The Heavens Declare**

*DDD ESV Songs 1, track 24*

The heavens declare the glory of God,  
The sky proclaims His handiwork.  
Day to day pours out speech,  
Night to night reveals knowledge,  
There is no speech who's voice is not heard,  
Their words go out to the end of the earth.  
The heavens declare the glory of God,  
The sky proclaims His handiwork.  
Psalm Nineteen: one through four.

**2. OPENING CIRCLE TIME, continued**

★ = follow the stars for a short & simple lesson plan

|  |   |
|--|---|
| <p><b>Getting into the Case</b></p>  | <p>"Now it's time to do a bit more deep down investigating. Let's hear what Detective Dan wants us to help him figure out. Would someone like to get it out for me?"</p>  |
| <p><b>Listening Assignments</b></p> <p>Place in  take out <br/>of BQB</p>  | <p><b>NOTE: Listening assignments are most suitable for ages 3+. Skip straight to the Bible story (see bottom of this page), if working with 2 year olds.</b></p> <p>"Let's open up our listening assignment and see what we are supposed to figure out today.</p> <p>Choose a child to take out the Listening Assignment (from the DDD Bible Folder) and hand it to you. Read Detective Dan's letter to the children that includes the listening assignment. The listening assignments are summarized below:</p>   |
| <p>VISUAL AID</p> <p></p> <p>DDD Unit 1<br/>Visual Aids, ESV</p>  | <p><b>Detective Dan's Lesson #1 Listening Assignment:</b></p> <p>I need to know:</p> <ol style="list-style-type: none"> <li><b>1. Who is the great Creator that the world whispers to us about?</b></li> <li><b>2. Who did Paul tell about this great Creator? What did he hope they would do?</b></li> </ol>   |
| <p>VISUAL AID</p> <p></p> <p>DDD Unit 1<br/>Visual Aids, ESV</p>  | <p><b>Detective Dan's Lesson #2 Listening Assignment:</b></p> <p><b>Our Bible Verse is Psalm 19:1-4:</b></p> <p>"The heavens declare the glory of God, and the sky above proclaims his handiwork. Day to day pours out speech, and night to night reveals knowledge. There is no speech, nor are there words, whose voice is not heard. Their voice goes out through all the earth, and their words to the end of the world."</p> <p>I need to know:</p> <ol style="list-style-type: none"> <li><b>1. Who did Paul want to learn about God by looking at the sky and everything else that God had made?</b></li> <li><b>2. What did he want those people to know and do?</b></li> </ol> |
| <p>VISUAL AID</p> <p></p> <p>*Listening Assignment #3 includes the Assignment Sheet, plus 4 clue pictures*</p> <p>DDD Unit 1<br/>Visual Aids, ESV</p>   | <p><b>Detective Dan's Lesson #3 Listening Assignment:</b></p> <p>I found six clues, but two of them are <b>NOT</b> in the story. They are: some enemies; a lame man; a hat; food; birds; and an umbrella. Hold up each of them for the children to see as you identify them.</p> <p>I need to know:</p> <ol style="list-style-type: none"> <li><b>1. Which four belong in the story and which two don't?</b></li> <li><b>2. Who confessed their sins to God? What happened?</b></li> </ol>  |
| <p><b>Tell the Bible Story</b></p> <p>Place story &amp; pics in  take out <br/>of BQB</p> <p>DDD Unit 1<br/>Visual Aids, ESV</p> <p><b>Story text included in this book right after this lesson plan and in Visual Aids book</b></p> | <p>★ <b>Then say.</b> "Ok, Deep Down Detectives! Put on your best listening ears and see if you can hear the answers to Detective Dan's questions. When I finish telling the story, we will see if we can answer all the questions."</p> <p>★ <b>Bible Story: The Case of the Whispering World</b><br/>Acts 14</p> <p>Read the Bible Truth story, putting up the storyboard pictures/using Story Scenes as you tell it. Then, have the children answer the listening assignment. Present the gospel and lead in prayer.</p> <p>*Answers to questions; the gospel; and, ACTS prayer are included with the story text.*</p>   |

**Lesson Plan: Big Question 1, Bible Truth 2**

use with all THREE lessons

**2. OPENING CIRCLE TIME, continued**



= follow the stars for a short & simple lesson plan

|  |  |
|--|--|
| <p><b>Story Response Song(s)</b></p> <p><b>Hymn</b></p> <p><i>lyrics and sheet music, Appendix A</i></p> | <p><i>As attention span and time allow, you might want to end with one of the following songs which also tie in with the unit. If desired, use the Music and Movement activity ideas while singing (listed with the Response Activities).</i></p> <p><b>Joyful, Joyful We Adore Thee, part of vs.1,2</b> <span style="float: right;"><i>DDD ESV Songs 1, track 19</i></span></p> <p><b>Verse 1</b><br/>                 Joyful, joyful, we adore Thee,<br/>                 God of glory, Lord of love,<br/>                 Hearts unfold like flowers before Thee,<br/>                 Opening to the sun above.</p> <p><b>Verse 2</b><br/>                 All Thy works with joy surround Thee,<br/>                 Heaven an earth reflect Thy rays,<br/>                 Stars and angels sing around Thee,<br/>                 Center of unbroken praise.</p> <p><b>Tie-in:</b> "Children, the Lord shows us what He is like. He opens our hearts and let's us see how wonderful He is. He fills us with joy and we want to adore Him. Let's adore God right now!"</p> |
|--|--|

|  |   |
|--|---|
| <p><b>Praise Song</b></p> <p><i>lyrics and sheet music, Appendix A</i></p> | <p><b>Praise Song: Oh! Oh! Oh! How Good Is the Lord</b> <span style="float: right;"><i>DDD ESV Songs 1, track 20</i></span></p> <p><b>Verse 1</b><br/>                 Oh! Oh! Oh! How good is the Lord,<br/>                 Oh! Oh! Oh! How good is the Lord,<br/>                 Oh! Oh! Oh! How good is the Lord,<br/>                 I never will forget what He has done for me.</p> <p><b>Verse 2</b><br/>                 He shows Himself to me, How good is the Lord,<br/>                 He shows Himself to me, How good is the Lord,<br/>                 He shows Himself to me, How good is the Lord,<br/>                 I never will forget what He has done for me.</p> <p><b>Tie-in:</b> "Children, how good the Lord is to show us what He's like! We would never know if He didn't show us. Let's praise Him right now!"</p> |
|--|---|

**3. TAKING ACTION: Response Activities** *(choose from among these activities)*

|  |  |
|--|--|
| <p><b>Transition to Activities</b></p> | <p>★ Well, Deep Down Detectives, you've done a great job diggin' deep down for answers in the truths of God's Word. Now it's time to enjoy some activities."</p> <p><i>Tell children what activity/s you are providing for them: either free play or some of the response activities listed below. When you are ready to dismiss the children, use this song to help them to transition in an orderly fashion to their next activity.</i></p> <p>"Children, let's sing our Time to Play Song. When we are finished you may get up and walk over to our next activity."</p> |
|--|--|

|  |  |
|--|--|
| <p><b>Classroom Song, verse 2</b></p> <p><i>lyrics and sheet music, Appendix A</i></p> | <p><b>Classroom Song, verse 2</b> <span style="float: right;"><i>DDD ESV Songs 1, track 2</i></span></p> <p>We've gathered together to worship God,<br/>                 We've gathered together to worship God,<br/>                 And now it's time to play.</p> <p><i>Dismiss the children to whatever activities you have prepared for them to do.</i></p> |
|--|--|

**3. TAKING ACTION: Response Activities** (choose from among these activities) ★ = short & simple lesson plan

|   |   |
|---|---|
| <p><b>Response Activities</b></p>   | <p>Choose one or more activities appropriate for your children, based on classroom time and developmental needs. <b>Add the Discussion Sheet to any activity for deeper learning.</b> ★</p>   |
| <p><b>Bible Verse Memory Game</b></p> <p><i>game directions, Appendix B</i></p>   | <p>Though listed with the opening activities, you may choose to use this Bible verse game here instead (or as a repeat).</p> <ul style="list-style-type: none"> <li>Lesson 1 Game: Roll 'n' Toss</li> <li>Lesson 2 Game: Block Clapping</li> <li>Lesson 3 Game: Meet, Greet and Keep It Up</li> </ul> <p>Use the Discussion Sheet with this activity for even deeper learning ★</p> <p>Discussion Questions</p>   |
| <p><b>Music, Movement &amp; Memory Activity</b></p> <p><i>game directions, Appendix B</i></p>   | <p>A music activity that uses the songs from the Bible Truth and Big Question unit.</p> <ul style="list-style-type: none"> <li>DDD Songs for this Bible Truth, plus:</li> <li>Lesson 1 Activity: Egg Shakers</li> <li>Lesson 2 Activity: Jingle Bell Hands</li> <li>Lesson 3 Activity: Big Voice, Little Voice</li> </ul> <p>Use the Discussion Sheet with this activity for even deeper learning ★</p> <p>Discussion Questions</p>   |
| <p><b>Bible Story Review Game</b></p> <p><i>game directions, Appendix B</i></p>   | <p>A game that uses the storyboard pictures from the story to review the story.</p> <ul style="list-style-type: none"> <li>Lesson 1 Game: Look Who's Coming Down the Track</li> <li>Lesson 2 Game: Can You Remember?</li> <li>Lesson 3 Game: Clothespin Line Up and Drop</li> </ul> <p>Use the Discussion Sheet with this activity for even deeper learning ★</p> <p>Discussion Questions</p>   |
| <p><b>Coloring Pages/ Take Home Sheets</b></p> <p><i>in Appendix C</i></p> <p>★</p>   | <p>A coloring sheet related to the lesson assignment questions is provided for each lesson. On the back of each sheet are the key concepts, a few questions and a song for parents to use with their children.</p> <p>NOTE: Upgrade your coloring sheet to a more interesting craft by offering simple embellishments, such as jiggly eyes, craft sand, glitter, glitter glue, colored paper dots (made with a hole punch), fabric scraps, etc. Make cut-to-size glued-on clothes, hair, etc for characters by using a copy of the coloring sheet, cutting out the selected portions and making them the patterns for whatever you want to cut out of fabric, paper, foil, etc.</p> <ul style="list-style-type: none"> <li>Lesson 1 Coloring Sheet Emphasis: Bible Truth</li> <li>Lesson 2 Coloring Sheet Emphasis: Bible Verse</li> <li>Lesson 3 Coloring Sheet Emphasis: ACTS Prayer</li> </ul> <p>Use the Discussion Sheet with this activity for even deeper learning ★</p> <p>Discussion Questions</p> |
| <p><b>Extra Crafts: Big Question Craft</b></p> <p><i>in Appendix C</i></p> <p><b>Bible Verse Craft</b></p> <p><i>in Appendix C</i></p> <p><b>Bible Story Puzzle</b></p> <p><i>in Appendix C</i></p> | <p><b>These crafts are slightly more complex than the coloring/take home sheets:</b></p> <p><b>The Bible Concept Go-and-Tell Craft</b> is a craft that summarizes the Bible concept and includes the Bible verse. It is for those desiring more than a coloring sheet. This more complex craft will involve gluing, sticking, etc. Can be used at any time.</p> <p><b>The Bible Story Coloring Sheet</b> provides a tie in between the Bible story and the Bible truth they are learning.</p> <p>The <b>Storyboard Picture Placement Page</b> has been made into a puzzle that can be cut out and re-assembled by the children. This provides a nice summary of the story.</p> <p>Use the Discussion Sheet with these activities for even deeper learning ★</p> <p>Discussion Questions</p>   |
| <p><b>Free Play Activities</b> ★</p> <p><i>ideas in Appendix D</i></p>  | <p>Offer your own or some of the easy-to-make, free play activities suggested in Appendix D.</p>  |



**4. CLOSING CIRCLE TIME** *(End-of-session activities for the last 5-10 minutes of class time)*

★ = short & simple lesson plan

|   |   |
|---|---|
| <p><b>Transition to Closing Circle</b></p> <p><b>Classroom Song, verse 3</b></p> <p><i>lyrics and sheet music, Appendix A</i></p>   | <p><i>Use this song to help the children to transition in an orderly fashion. Start singing this song and ask the children to gather with you for Closing Circle Time.</i></p> <p><b>Classroom Song, verse 3</b> <span style="float: right;"><i>DDD ESV Songs 1, track 3</i></span></p> <p>It's time to get ready to go and tell,<br/>It's time to get ready to go and tell,<br/>Come gather here with me.</p>  |
| <p><b>Closing Circle Time</b></p> <p><b>Classroom Song, verse 4</b></p> <p><i>lyrics and sheet music, Appendix A</i></p>  | <p><i>When children are settled in the circle, say:</i></p> <p>"It's almost time for your parents to come pick you up. And do you know what that means? It means... (draw this out to build anticipation and excitement)...that it's almost time to go home and...it's almost time to...Go and Tell! We have learned some big news about God today. God wants us to take and tell it to the whole world!"</p> <p><b>Classroom Song, verse 4</b> <span style="float: right;"><i>DDD ESV Songs 1, track 4</i></span></p> <p>So what's our big news to go and tell,<br/>So what's our big news to go and tell,<br/>Can you tell me now?</p>  |
| <p><b>Big News to Tell</b></p> <p><b>Big Question 1</b><br/><i>VISUAL AID</i></p> <div style="border: 1px solid black; background-color: #90EE90; padding: 5px; display: inline-block; margin: 5px 0;"><b>#1</b></div> <p><i>*found in the DDD Unit 1 Visual Aids, ESV Book lyrics and sheet music, Appendix A</i></p> <p><b>Big Question 1, Bible Truth 2</b><br/><i>VISUAL AID</i></p> <div style="border: 1px solid black; background-color: #90EE90; padding: 5px; display: inline-block; margin: 5px 0;"><b>#3</b></div> | <p>"Let's see....there's so much big news to tell! There's so much we've learned!</p> <p>First of all, can you tell me the answer to our <b>Big Question: "How can I know what God is like?"</b> <i>Hold up the Bible Truth Clue Picture.</i></p> <p>Say the answer with me: <b>"He shows me what He's like!"</b></p> <p><i>(If desired, you can sing one/both of the Big Question songs.)</i> <span style="float: right;"><i>DDD ESV Songs 1, tracks 12,13</i></span></p> <p>And what's one way He does this? What did we learn? <i>Point to the picture.</i></p> <p><b>in everything I see all around me!</b></p> <p>"And how do I know this is true? Can you tell me? Say it with me: <b>"The Bible tells me so!"</b> That's right!</p>  |
| <p><b>Big Question 1, Bible Truth 2 Bible Verse</b></p> <p><i>VISUAL AID</i></p> <div style="border: 1px solid black; background-color: #90EE90; padding: 5px; display: inline-block; margin: 5px 0;"><b>#4</b></div> <p><i>*found in the DDD Unit 1 Visual Aids, ESV Book lyrics and sheet music, Appendix A</i></p>   | <p>We learned: <b>Psalm 19:1-4:</b></p> <p>"The heavens declare the glory of God, and the sky above proclaims his handiwork. Day to day pours out speech, and night to night reveals knowledge. There is no speech, nor are there words, whose voice is not heard. Their voice goes out through all the earth, and their words to the end of the world."</p> <p><b>Learn a Little:</b> "The heavens declare the glory of God."</p> <p>We look up at the heavens (the sky) and what do we see? Millions of stars twinkling softly above us at night; and, the glorious sun shining down on us all day long. God made these great stars! God made this wonderful sun! They are the work of His hands; that is, He created them. Their brightness reminds us of how great and wonderful God is to make such great and wonderful things. Every day and night, the sun, moon and stars tell us about God. They don't speak to us with a voice with words like you and I use. God didn't give them that gift. But they do tell us about Him. God made them so great and beautiful that everyone in the whole world can look up and be reminded of Him--the great and beautiful God who made them, and us, and all of the good things in the world around us.</p> <p><i>(If desired, you can sing the Bible verse song.)</i> <span style="float: right;"><i>DDD ESV Songs 1, track 24</i></span></p> |

**4. CLOSING CIRCLE TIME, continued**



= follow the stars for a short & simple lesson plan

|   |   |
|---|---|
| <p><b>Closing ACTS Prayer Time</b></p> <p><b>ACTS Prayer Chant</b></p> <p><i>lyrics and sheet music, Appendix A</i></p> | <p><i>Let's ask God to help us to remember this and even tell others this good news. Let's get ready and pray our ACTS prayer.</i></p> <p><i>And what does ACTS mean? Let's sing/say our ACTS Prayer Chant!</i></p> <p><b>ACTS Prayer Chant Song</b> <span style="float: right;"><i>DDD ESV Songs 1, tracks 10,11</i></span></p> <p>A, Adoration: God, we praise You!<br/>                 C, Confession: Forgive us our sins.      That's the ACTS prayer, my friend,<br/>                 T, Thanksgiving: Thank You for Jesus,      Bow head, Close your eyes, Shhh,<br/>                 S, Supplication: Help us to live like Him.      Let's begin!</p>   |
| <p><b>Closing ACTS Prayer</b></p>   | <p>"Let's pray!"</p> <p><i>Lead the children in the ACTS prayer for this Bible Truth.</i></p> <p><b>A</b> We praise you, God, that You show us what You are like! We look all around us at the wonderful things You have made and we see how wonderful You are!</p> <p><b>C</b> God, when we look at all the things You have made, we know that You are the great, One, True God. We know that we should obey You, but many times we don't. Please forgive us through Jesus.</p> <p><b>T</b> Thank you for wanting us to know You. Thank You for all the beautiful things that You have made and all that they tell us about You!</p> <p><b>S</b> Work deep inside our hearts, so we can know more and more of You! Help us to think about You and know what You are like as we look at everything You've made. Help us to turn away from disobeying You and trust in Jesus as our Savior.</p> <p>In Jesus' name we pray. Amen.</p> |
| <p><b>5. TAKING IT HOME</b> <i>(Take Home Sheet)</i></p>  |   |
| <p><b>Clean up and Dismissal</b></p>  | <p>★ "Now it's time to work together and clean up."<br/> <i>Have the children join you in cleaning up the room.</i></p>   |
| <p><b>Coloring Pages/ Take Home Sheets</b></p> <p><i>in Appendix C</i></p>  | <p>★ <i>Give out the craft/take home sheet and any other papers from the session, as you dismiss children from class.</i></p> <p><i>(Reminder: The back side of the coloring page is the take home sheet for each lesson.)</i></p>  |
| <p><b>Bible Story to Take-Home</b></p> <p><i>in Appendix C</i></p>  | <p>You may also want to include a copy of the story along with the take home sheet. (However, each coloring sheet/take home sheet includes a note to parents telling them where they can download the story from the parents' resources section on the website.)</p>  |

**The Case of the Whispering World**

Acts 14

**Story-telling Tips**

Ahead of time:

1. Read the Bible verses and story. Pray!
2. Choose story action cues and/or prepare storyboard pictures, if using. (Included in the Visual Aids books)
3. Practice telling story with the storyboard pictures, timing your presentation. Shorten, if necessary.

During your presentation:

1. Maintain as much eye contact as possible as you tell the story.
2. Put up storyboard pictures/add story action cues as you tell the story. Allow the children to help you put them on the board, if desired.
3. Include the children in your story with a few questions about what they think will happen or words/concepts that might be new to them.

**INTRODUCTION/ LISTENING ASSIGNMENTS**

**“Our story is called: The Case of the Whispering World. Here is your listening assignment... ”** Read from Detective Dan’s Listening Assignment signs, but questions are summarized below:

**Detective Dan’s Lesson #1 Listening Assignment:**

I need to know:

1. **Who is the great Creator that the world whispers to us about?**
2. **Who did Paul tell about this great Creator? What did he hope they would do?**

**Detective Dan’s Lesson #2 Listening Assignment:****Our Bible Verse is Psalm 19:1-4:**

“The heavens declare the glory of God, and the sky above proclaims his handiwork. Day to day pours out speech, and night to night reveals knowledge. There is no speech, nor are there words, whose voice is not heard. Their voice goes out through all the earth, and their words to the end of the world.”

I need to know:

1. **Who did Paul want to learn about God by looking at the sky and everything else that God had made?**
2. **What did he want those people to know and do?**

**Detective Dan’s Lesson #3 Listening Assignment:**I found six clues, but two of them are **NOT** in the story.

They are: some enemies; a lame man; a hat; food; birds; and an umbrella.

*Hold up each of them for the children to see as you identify them.*

I need to know:

1. **Which four belong in the story and which two don’t?**
2. **Who confessed their sins to God? What happened?**

**Read the assignment questions, THEN SAY,**

“Ok, Deep Down Detectives! Put on your best listening ears and see if you can hear the answers to Detective Dan’s questions. When I finish telling the story, we will see if we can answer all the questions.”

*Read the Bible Truth story, answer questions, present the gospel and lead in prayer.*

*Listening Assignments answers; the gospel; and, an ACTS prayer are included with the story text at the end.*

**The Case of the Whispering World** *Acts 14**Story with lines separating paragraphs (text in bold, optional interaction cues in italics)*

**Paul and Barnabas were two men who loved Jesus. They lived their lives to please Him. They trusted Him as their Savior.**

*Hold up two fingers for Paul and Barnabas.*

**Paul and Barnabas knew that all people were sinners who needed a Savior, so they set out walk, walk, walking to tell new people in new places how Jesus could be their Savior, too.**

*Walk in place.*

**One day, Paul and Barnabas came to the town of Lystra. Nobody in Lystra had ever heard of Jesus. They only believed in fake gods. So Paul and Barnabas began telling everyone the good news of Jesus. Many people were curious. Soon a crowd had (SB6) gathered around Paul and Barnabas, eager to hear what they had to say.**

**One man in the crowd lay on a mat. He wasn't lying down because he was tired. He was lying down because he was lame. He was born with legs that didn't work. He had never walked in his whole life! Can you imagine that?**

*Sit down on the ground and hold your legs very still as if your legs didn't work.*

**Now maybe that man's legs didn't work as he lay on his mat, but his ears certainly did! As he listened to Paul, the Holy Spirit began to work in his heart... and he began to believe in Jesus!**

**Paul looked at the man on the mat, and he could see what was happening. Paul was so excited!**

**Then God used Paul to give that lame man yet another gift: the gift of walking! Paul looked at the man and in a loud voice said, "In the name of Jesus, stand up and walk!"**

**The man believed in Jesus and obeyed Paul. He sprang up and began walking all around for the first time in his life! God had healed his legs! Yay!**

*Spring up to your feet and walk in place.***The crowd of people was amazed!***Can you make a surprised face?*

**Yes, the crowd was amazed, but they didn't understand that it was Jesus who healed the man's legs. They thought Paul and Barnabas had healed the man! They even thought Paul and Barnabas were two of their fake gods, Zeus and Hermes, come to visit them!**

**"Let's have a worship party for these two gods," the people of Lystra decided. "Make leafy, green crowns to put on their heads! Bring big, fat bulls to give them as worship gifts!" they shouted.**

*Can you make a crown shape on the top of your head with your hands? Can you make bull's horns on your head?*

*Story with lines separating paragraphs (text in bold, optional interaction cues in italics)*

**Oh, no! What would Paul and Barnabas do now? This wasn't at all what they wanted the people of Lystra to do! They wanted them to worship Jesus, not them!**

**"No! No!" Don't worship us!" Paul told them. "We aren't gods. We are only men."**

**"There is only one living God," Paul said. "Look at everything all around you! He's the one who made the earth and the sky, and the sea, and everything in them. Yes, He made it all! He's the good God who gives you the rain that makes your crops grow so you have food. He's the One who gives you joy in your heart, too. All these good gifts are from Him!**

**He shows you who He is and what He's like in all the things He has made and all that He has give you. Now He has done something even more marvelous than all of this! He has sent His Son, Jesus to live a perfect life and die on the cross to save you from your sins. On the third day He rose from the dead in victory. He wants you to turn away from your fake gods and worship Him. He wants you to know Him and become His people!" Paul told them.**

**"So please, don't worship us!" Paul begged. "We only men, come to tell you about the Savior Jesus. Worship Him! Trust in Him! He is God, not us!"**

**Just then, some people from another town joined the crowd. These people hated Paul and what he said about Jesus. They said bad things about Paul and made the other people mad at Paul, too. Now the crowd didn't want to worship Paul. Now they wanted to kill him!**

*Make a mad face.*

**People picked up stones and threw them at Paul until he fell over! Oh, how the stones hurt his body!**

**Then they dragged Paul out of the city and left him for dead! They wanted nothing to do with Paul or his God!**

*Shake head "no."*

**This was terrible! Had no one heard and believed Paul's message about Jesus? Had everyone turned against Paul and Barnabas?**

**No, not everyone had gone along with Paul's enemies. There were some people in the crowd who had believed Paul's message about God--like the man with the healed legs.**

**Yes, these people could see this one, true God in all the things He had made and given them. They believed that Jesus was God's Son, sent to save them. They turned away from wanting to disobey God and trusted Jesus as their Savior...and God forgave them and saved them! Yay!**

*Let's jump up and down and shout "Yay" for these new believers God saved!*

*Story with lines separating paragraphs (text in bold, optional interaction cues in italics)*

**When the angry people had gone away, these new believers went up to Paul. Was he dead? He lay so very, very still.**

**But, no! Paul wasn't dead! He was still alive! The people helped up Paul and carried him home. There, they took care of Barnabas and him all night long.**

*How would you help someone who is badly hurt?*

---

**The next morning, Paul and Barnabas left Lystra to go walk, walk, walking to other places to tell more people in more places about Jesus.**

**How Paul must have hurt as he limped along the road! But how happy Barnabas and he were! For back in Lystra, they knew there was a new, little group of believers gathering together to worship the one, true God. They would keep on believing in Jesus. They would keep on telling others about Him--the great Creator who had made the whole world and had given them so many good gifts. And who now offered them the best gift of all-- forgiveness for their sins and closeness with Him forever. A gift for all who would turn away from their sins and trust in Jesus as their Savior.**

**Cracking the Case:** (story wrap-up for Listening Assignments)

It's time to see how we did with our Listening Assignment.

**Detective Dan's Lesson #1 Listening Assignment:**

I need to know:

- 1. Who is the great Creator that the world whispers to us about?** The LORD, the one, true God.
- 2. Who did Paul tell about this great Creator? What did he hope they would do?** Paul told the people of Lystra about Him. He hoped that they would turn away from their sins and trust in Jesus as their Savior.

**For You and Me:**

Like the people of Lystra, we can look around us and learn about The LORD, the one, true God who made everything. We can see how good and great He is. And, like the people of Lystra, the best thing we can do is to turn away from our sins and trust in Jesus as our Savior. Then we can be His people who know Him and His wonderful love for us!

**Detective Dan's Lesson #2 Listening Assignment:****Our Bible Verse is Psalm 19:1-4:**

"The heavens declare the glory of God, and the sky above proclaims his handiwork. Day to day pours out speech, and night to night reveals knowledge. There is no speech, nor are there words, whose voice is not heard. Their voice goes out through all the earth, and their words to the end of the world."

I need to know:

- 1. Who did Paul want to learn about God by looking at the sky and everything else that God had made?** The people of Lystra.
- 2. What did he want those people to know and do?** Paul wanted them to turn away from their sins and trust in Jesus as their Savior so they could be saved and be God's dearly loved people forever.

**For You and Me:**

Like the people of Lystra, we can look around us and see what God is like. How good He has been to us! How many ways He has cared for us and given us good things to enjoy. Best of all, He's told us the good news of Jesus. Like the people of Lystra, He wants us to turn away from our sins and trust in Jesus as our Savior. Then we can be His people who know Him and His wonderful love for us!

**Detective Dan's Lesson #3 Listening Assignment:**

I found six clues, but two of them are **NOT** in the story. They are: some enemies; a lame man; a hat; food; birds; and an umbrella.

*Hold up each of them for the children to see as you identify them.*

I need to know:

- 1. Which four belong in the story and which two don't?** The enemies, lame man, food and birds belong in the story. The hat and umbrella do not.
- 2. Who confessed their sins to God? What happened?** The lame man and others in Lystra confessed their sins to God and trusted in Jesus as their Savior. God forgave their sins and made them His special people forever. How happy they were to get to know and love God!

**For You and Me:**

We, too, have sinned against God. There are many things we can confess to Him and ask for His forgiveness. We, too, can turn away from our sins and trust in Jesus as our Savior. He loves to hear and answer prayers like these! He wants us to forgive us and make us His special people!

**The Gospel** (story wrap-up if NOT using Listening Assignments)**Our Bible Truth is:**

**How Can I Know What God Is Like?**

**He Shows Me What He's Like...**

**in everything I see all around me!**

Yes, all around us, the things God made tell us about Him and that we should worship Him and obey His good ways. But we have each chosen to live life our own way, instead of obeying Him! We deserve His punishment because of this. How terrible!

But God is so kind to us! He has made a way for us to have the wonderful delight of knowing Him and being saved from our sins! How? By saying "no" to disobeying Him and trusting in Jesus as our Savior. When we do, God will forgive our sins and we can enjoy wonderful, special closeness with Him now. And one day, we will get to live with Him forever. How wonderful that will be!

That's why Paul and Barnabas went to Lystra. They wanted the people of Lystra to hear the good news of Jesus and come to know God. And did you know, that's why I'm here teaching you today. I want YOU to know this good news and come to know God, too.

*Close in prayer.*

**Closing ACTS Prayer**

- A** We praise you, God, that You show us what You are like! We look all around us at the wonderful things You have made and we see how wonderful You are!
- C** God, when we look at all the things You have made, we know that You are the great, One, True God. We know that we should obey You, but many times we don't. Please forgive us through Jesus.
- T** Thank you for wanting us to know You. Thank You for all the beautiful things that You have made and all that they tell us about You!
- S** Work deep inside our hearts, so we can know more and more of You! Help us to think about You and know what You are like as we look at everything You've made. Help us to turn away from disobeying You and trust in Jesus as our Savior.

In Jesus' name we pray, Amen.

***Go to Lesson Plan, p.9 for the script to the rest of the lesson.***



# Deep Down Discussion Sheet

use with all THREE lessons

Use with all response activities for deeper learning



P.1

Questions to aid discussion of the key concepts and for use in games

Be familiar with these questions and answers. Look for opportunities to ask questions and discuss their answers, such as while the children work on their coloring pages, as part of their response games, or during play time. Remember: your goal isn't to ask all these questions or only talk to the children about these things. It is to be deliberate in having good conversations with the children as you are able.

|   |  |
|---|--|
| <p><b>BIG QUESTION</b></p> <p><b>Meaning</b></p> <p><b>Discussion Questions</b></p> | <p>How Can I Know What God Is Like? He Shows Me What He's Like!</p> <p>"God made us. He wants us to know what He is like so we can know Him, love Him, and praise Him.</p> <p>God shows us what He is like by the heart He gave us to know and love Him; through all of His creations we see around us; through His Word, the Bible; and most of all, through His very own Son, Jesus Christ."</p> <p><i>choose a few</i></p> <ol style="list-style-type: none"> <li>1. How can I know what God is like? <i>He shows me what He's like.</i></li> <li>2. Who made us? <i>God did.</i></li> <li>3. What does God want us to know? <i>What He is like.</i></li> <li>4. Why does God want us to know Him? <i>So we can know Him, love Him, and praise Him.</i></li> <li>5. What does God do so we can know what He is like? <i>He shows us what He's like.</i></li> <li>6. Who can we ask to help us know what God is like? <i>God! He delights to help us!</i></li> </ol>   |
| <p><b>BIBLE TRUTH</b></p> <p><b>Meaning</b></p> <p><b>Discussion Questions</b></p>  | <p>He Shows Me What He's Like...in everything I see all around me!</p> <p>God made everything. When we look at all the wonderful things He's made, God shows us what He is like. I look at the mountains that God made, and I can see that God must be very powerful. I look at the big sky full of stars twinkling far away, and I know God must be very great. I look at the beautiful flowers He made, and I know God must love beautiful things. I look at a mother gently taking care of her children, and I see a little bit of God's love and tenderness. Everything that God made tells me about Him.</p> <p><i>choose a few</i></p> <ol style="list-style-type: none"> <li>1. What did God make? <i>Everything.</i></li> <li>2. What does God show us when we look at all the wonderful things He's made? <i>What He's like.</i></li> <li>3. What can I see God is like when I look at the mountains? <i>How powerful God must be.</i></li> <li>4. What can I see God is like when I look at the big sky full of stars twinkling far away? <i>God must be very great.</i></li> <li>5. What can I see God is like when I look at a beautiful flower? <i>God loves beautiful things.</i></li> <li>6. What can I see God is like when I see a mother gently taking care of her children? <i>A bit of His love and tenderness.</i></li> <li>7. What shows me what God is like? <i>Everything He made that I see all around me.</i></li> </ol> |
| <p><b>THE GOSPEL</b></p>  | <p>What is God's good news for you and me? <i>The gospel!</i></p> <p>All around us, we see the good things God made. They all tell us about Him. They show us that He is God, and we should worship Him and obey His good ways. Sadly, we have each chosen to live life our own way, instead of obeying Him. We deserve His punishment because of this. How terrible! But God is so kind to us! He has made a way for us to be saved from our sins and to become His people! How? By sending Jesus to live a perfect life, then give His life as the full payment for the sins of God's people. Jesus did this as He suffered and died on the cross. But on Day Three, Jesus rose from the dead in victory. We can become God's people, if we turn away from our sins and trust in Jesus as our Savior. If we do, God will forgive our sins, and we can enjoy wonderful, special closeness with Him in our hearts, now. And one day, we will get to live with Him forever.</p>   |

**Deep Down Discussion Sheet**

use with all THREE lessons

**P.2**

*Questions to aid discussion of the key concepts and for use in games*

|  |   |
|--|---|
| <p><b>BIBLE TRUTH<br/>BIBLE VERSE</b></p>                      | <p>“The heavens declare the glory of God, and the sky above proclaims his handiwork. Day to day pours out speech, and night to night reveals knowledge. There is no speech, nor are there words, whose voice is not heard. Their voice goes out through all the earth, and their words to the end of the world.” Psalm 19:1-4</p>   |
| <p><b>Meaning</b></p>  | <p><b>Learn a Little:</b> “The heavens declare the glory of God.”</p> <p>We look up at the heavens (the sky) and what do we see? Millions of stars twinkling softly above us at night; and, the glorious sun shining down on us all day long.</p> <p>God made these great stars! God made this wonderful sun! They are the work of His hands; that is, He created them. Their brightness reminds us of how great and wonderful God is to make such great and wonderful things.</p> <p>Every day and night, the sun, moon and stars tell us about God. They don’t speak to us with a voice with words like you and I use. God didn’t give them that gift. But they do tell us about Him. God made them so great and beautiful that everyone in the whole world can look up and be reminded of Him--the great and beautiful God who made them, and us, and all of the good things in the world around us.</p>   |
| <p><b>Discussion Questions</b></p>                             | <ol style="list-style-type: none"> <li>1. What do the heavens and skies proclaim every day? <i>The glory of God. That is, how good and great God is.</i></li> <li>2. Who do the heavens and skies proclaim God’s glory to? <i>Everyone in the whole world.</i></li> <li>3. What in the sky displays God’s glory to us during the day? <i>The sun and the beautiful sky.</i></li> <li>4. What in the sky displays God’s glory to us at night? <i>The moon and the stars.</i></li> <li>5. The heavens and the skies tell us that God is good and great. How can we know this even more? <i>By reading God’s Word, the Bible, and hearing what great things He had done for us, especially through Jesus.</i></li> <li>6. How can we know God most of all? <i>By turning away from our sins and trusting in Jesus as our Savior. That is how we become God’s people.</i></li> </ol>  |
| <p><b>BIBLE STORY</b><br/><br/><b>Discussion Questions</b></p> | <p><b>The Case of the Whispering World</b><br/><i>choose a few</i></p> <ol style="list-style-type: none"> <li>1. We learned that God shows us what He’s like by everything we see all around us. What did Paul tell the people of Lystra that they could look at and know about the Lord, the true living God? <i>The sky, the earth, the sea and everything in them; the rain and the crops; the happiness in their hearts.</i></li> <li>2. Can God show us what He’s like from the things He’s made? <i>Yes.</i></li> <li>3. Are crops, rain, the sky, earth, sea, and everything in them good things or bad things? <i>Good things.</i></li> <li>4. What do you think we can know about God since He made all these good things? <i>That He is good; that He loves beauty; and, that He is very great to be able to think up and make all these different, good things.</i></li> <li>5. What kinds of things do you especially like that God has made? What do they tell you about God?</li> </ol> |