

DEEP DOWN DETECTIVES

**Curriculum Resources
for Unit 1, Bible Truth 1:**



**How Can I Know What God Is Like?
He Shows Me What He's Like...**

**by the heart He gave me
to know and love Him!**

Session Prep (especially good for newbies!)

Pray!



Pray for the Holy Spirit to be at work in your and the children's hearts.

Review



If new to the curriculum, look at the **Getting Started with Deep Down Detectives section of the Core Curriculum book**. (p.5) It will be especially helpful to read through the Deep Down Detectives section of **The Praise Factory Tour: Extended Version Book**. This is a visual way to understand what goes on in the classroom. (A pdf of the book is found in the samples section on the website.)

Look through and Learn the Lesson



Read over **lesson plan**. Practice any **songs or action rhymes** you are using. Choose/make up motions to go with these. Choose less with younger children and more with older preschoolers. **Practice the lesson with the visual aids** and using the Big Question Box/Briefcase.

Read and Rehearse the Bible Story with Pictures



Read the Bible story from the Bible. Read the curriculum version. Practice telling it with the storyboard pictures. (If you have not previously laminated the story pictures, do that now.) Or, rehearse it from the Simple Story Scenes, if you are using those.

Let There Be Music



Download the music and listen to the songs. Choose which of the songs you will use with the children. If using live musicians, make sure they have the sheet music (Appendix A, Core Curriculum book).

Put the Props in Place



1. Prepare your Visual Aids. Put the Big Question, Unit Bible Truths, Bible Truth, Bible Verse, and Listening Assignment signs, as well as the Bible Story script in one side of the Bible folder.
2. Get out your storyboard. If using Simple Storyboard Scenes, put these in your Bible Folder. Or, if using the individual storyboard figures, put all background pictures in place (they have a BG by the number). Put the rest of the storyboard pictures (these have a SB by the number) in order of use in the other side of the Bible folder.
3. Put the DDD Bible Folder as well as the Big Question sign in the Big Question Box/Briefcase and shut it. If your box/briefcase has locks and you want to use the unlocking the box as part of your session, lock it now....but make sure you have the key or know the code first.
4. Prepare the music CD or sheet music or mp3 device for use in your session.

Set Out Free Play Activities



Choose and set up free time activities you will use with the children. Choose a variety of different activities that will be enjoyed by different types of children. Rotate the activities you provide to keep them interesting and fresh to your children. (Suggestions in Appendix D, Core Curriculum books.)

Prepare Any Activities



Choose which (if any) of the Bible Truth games and crafts activities you want to use in the session. Bear in mind your time frame as well as the developmental abilities and attention span of your children as you decide which/how many to prepare. **Look over the Discussion Sheet** and choose a few questions you might use to spark discussion with the children as they do their activities (especially good for ages 3's+). Pray for God to give you opportunities to talk about these things with the children.

Let Them Take It with Them



Make copies of the craft/take home sheets, if you are not already using them as one of your activities. You may also want to make copies of the story (see take-home version of each story included in Appendix C with the other take home resources) to have for parents to use with their children at home. There's a link on each craft/take home sheet to the story, if you don't make hard copies.

Store It



After your session is over, collect the resources and store them for future use. This curriculum can be used over and over for years to come.

Unit 1: The God Who Reveals Himself

UNIT OVERVIEW

"God made us. He wants us to know what He is like so we can know Him, love Him, and praise Him.

God shows us what He is like by the heart He gave us to know and love Him; through all of His creations we see around us; through His Word, the Bible; and most of all, through His very own Son, Jesus Christ."

In this unit we will learn four ways God does this.

UNIT BIBLE VERSE: Amos 4:13

"He who forms the mountains, creates the wind, and reveals his thoughts to man...the LORD God Almighty is his name."

BIG QUESTION UNDER INVESTIGATION: How Do I Know What God Is Like?

ANSWER: He Shows Me What He's Like...

OPTIONAL BIG QUESTION 1 INTRODUCTION LESSON (Use Hide 'n' Seek Kids Unit 1 Material)

Story: The Case of the Old Man Who Looked for God *Luke 2:25-32*

Bible Verse: Amos 4:13

➔ BIBLE TRUTH 1: By the Heart He Gave Us to Know and Love Him (3 Lessons Available)

Story: The Case of the Young Man with Something Special Inside

1 Samuel 17:1-11, 34-58; Psalm 19; Psalm 23

Bible Verse: Psalm 42:1-2

BIBLE TRUTH 2: In Everything I See All Around Me (3 Lessons Available)

Story: The Case of the Whispering World *Acts 14*

Bible Verse: Psalm 19:1-4

BIBLE TRUTH 3: In the Bible, the Perfect Word of God (3 Lessons Available)

Story: The Case fo the Word on Wheels *Acts 8*

Bible Verse: Psalm 119:18,72-73

BIBLE TRUTH 4: In His Very Own Son, Jesus Christ (3 Lessons Available)

Story: The Case of the One-of-a-Kind Man *Matthew 8:23-27; Mark 4:35-41; Luke 8:22-25*

Bible Verse: John 14:9

Deep Down Detectives NIV Songs 1 Track Numbers

This is a listing of all songs mentioned in the unit curriculum. You may or may not choose to use all of the songs. They are listed in easy-reference order--NOT in the order used in the curriculum.

You may choose to simply burn a CD/load them onto an mp3 device in this order. Or, you may want to do what we do: choose the songs we want to use and create a playlist of them in that order. Then, we burn a CD/upload the playlist onto an mp3 device. A teacher only has to click forward to the next song, instead of hunting for the right track. The track number have been included as part of the title of each song, so teachers will still have a reference to the track number listed in the curriculum (same as those listed below), even if you change the order on your customized playlist.

SONGS USED EVERY UNIT OF THE CURRICULUM

- 1 The Classroom Song v.1
- 2 The Classroom Song v.2
- 3 The Classroom Song v.3
- 4 The Classroom Song v.4
- 5 Deep Down Detectives Theme Song
- 6 The Classroom Rules Song
- 7 Let's Pray Song
- 8 The Big Question Box Song
- 9 The Bible Chant Song
- 10 ACTS Prayer Song (Short Version)
- 11 ACTS Prayer Song (Full Version)

Why the Extra Songs?

Deep Down Detectives is a curriculum used by a wide age-span of kids. Sometimes one of the other songs is a better fit for your kids. Or, you may simply want to teach them more songs on the same Bible Truth. Use as many or as few as you want.

UNIT 1: THE GOD WHO REVEALS HIMSELF

- 12 Big Q & A 1 Song
- 13 Big Question 1 Song: How Can I Know What God Is Like?
- 14 Big Question 1 Bible Verse Song: The LORD Reveals His Thoughts Amos 4:13
- 15 Big Question 1 Hymn: Joyful, Joyful, We Adore Thee
- 16 Big Question 1 Praise Song: Oh, Oh, Oh, How Good Is the Lord!

How Do I Know What God Is Like? He Shows Me What He's Like...

Bible Truth 1: By the Heart He Gave Me to Know and Love Him

- 17 Bible Verse: As the Deer Psalm 42:1-2

Bible Truth 2: In Everything I See All Around Me

- 18 Bible Verse: The Heavens Declare Psalm 19:1-4

Bible Truth 3: In the Bible, the Perfect Word of God

- 19 Bible Verse: Open My Eyes Psalm 119:18,72-73

Bible Truth 4: In His Very Own Son, Jesus Christ

- 20 Bible Verse: Anyone Who's Seen Me John 14:9
- 21 *Extra Bible Verse: The Son is the Radiance Hebrews 1:3*

listen to or download songs for free at <https://praisefactory.org>: Deep Down Detectives Music page

Big Question 1, Bible Truth 1 Overview: Key Concepts**P1****UNIT 1: The God Who Reveals Himself**

Unit Big Question (and Answer): “How Can I Know What God Is Like? He Shows Me What He’s Like!”

Unit Bible Verse: “He who forms the mountains, creates the wind, and reveals his thoughts to man...the LORD God Almighty is his name.” Amos 4:13

Bible Truth 1 Concept: God Shows Me What He’s Like...by the heart He gave me to know and love Him!

God made people with a special heart, so they could know and love Him. This isn’t the heart that pumps blood through our body. This is something very different. We can’t feel this heart inside of us like we can feel the heart that beats in our chest. This heart is even more amazing! THIS heart will never die--it lives forever! The Bible also calls this heart a spirit or a soul. And it’s with this very special heart that God shows us what He’s like.

Bible Truth 1 Bible Verse: Psalm 42:1-2

“As the deer pants for streams of water, so my soul pants for you, O God. My soul thirsts for God, for the living God. When can I go and meet with God?”

Learn a Little: “My soul thirsts for God.”

Meaning:

A thirsty deer searches for a stream of water to satisfy his thirst. He must have it if he is to live. That’s how God made his body.

In the same way, our heart (or soul) longs for God because He made us to need Him. We may try to satisfy ourselves with other things, but until we know God, we will still long for something more. That’s how He made us. He is the living God and there’s nothing in the whole world that we need or want more than Him.

Bible Truth 1 ACTS Prayer

- A** We praise you, God, that You show us what You are like! You are our great Maker. You made us with hearts to know and love you!
- C** In our hearts, we know that You are God and we should obey You, but many times we don’t want to. We like to do things our own way. Please forgive us. Please change our hearts so that we want to know and obey You.
- T** Thank You for helping us to learn more about You. Thank You for wanting us to know You.
- S** Work deep inside our hearts. Help us to turn away from our sins and trust in Jesus as our Savior. Help us to know You. Put in our hearts the special kind of happy that only You can give. Help us to go and tell others what we’ve learned. In Jesus’ name we pray. Amen.

Bible Truth 1 Story**The Case of the Young Man with Something Special Inside**

1 Samuel 17:1-11, 34-58; Psalm 19; Psalm 23

Songs Used in Bible Truth 1

Big Q & A 1 Song

Big Question 1 Song

Big Question 1 Bible Verse Song: "The LORD Reveals His Thoughts to Man" Amos 4:13

Big Question 1 Hymn: Joyful, Joyful, We Adore Thee

Big Question 1 Praise Song: Oh! Oh! Oh! How Good is the Lord

Bible Truth 1 Bible Verse Song: "As the Deer" Psalm 42:1-2

1. GETTING STARTED



= follow the stars for a short & simple lesson plan

<p>Intake Activity Ideas</p>	<p>Choose one of these open-ended activities to include children as they join the class:</p>
<p>Free Play Time <i>suggestions in Appendix D</i></p>	<p>★ Offer your own or some of the easy-to-make, free play activities suggested in Appendix D.</p>
<p>OR Sing-along Music Time <i>lyrics and sheet music, Appendix A</i> <i>listen to or download songs for free at https://praisefactory.org/Deep Down Detectives Music page</i></p>	<p>Music from Deep Down Detectives (DDD) NIV Songs 1: Big Q & A 1 Song <i>DDD NIV Songs 1, track 12</i> Big Question 1 Song <i>DDD NIV Songs 1, track 13</i> Big Question 1 (Unit) Bible Verse Song: The LORD Reveals His Thoughts Amos 4:13 <i>DDD NIV Songs 1, track 14</i> Big Question 1 Hymn: Joyful, Joyful, We Adore Thee <i>DDD NIV Songs 1, track 15</i> Big Question 1 Praise Song: Oh! Oh! Oh! How Good is the Lord <i>DDD NIV Songs 1, track 16</i> Bible Truth 1 Bible Verse Song: As a Deer Psalm 42:1-2 <i>DDD NIV Songs 1, track 17</i></p> <p><i>Add more fun to Sing-along Music Time by adding a Music, Movement & Memory Activity. These activities are listed on p.10 of this lesson plan with the Response Activities. Instructions found in Appendix B.</i></p>
<p>OR Bible Verse Memory Game <i>instructions found in Appendix B</i></p>	<p>Lesson 1 Game: Duck, Duck, Goose Lesson 2 Game: Slap, Clap and Stack Lesson 3 Game: Simon Says How</p> <p><i>These activities are also included on p.10 of this lesson plan with the Response Activities.</i></p>

2. OPENING CIRCLE TIME (*introduce the Bible Truth and tell the related Bible story*)

<p>Gathering the Children <i>lyrics and sheet music, Appendix A</i></p>	<p><i>Sing verse 1 of The Classroom Song to gather the children for Circle Time.</i></p> <p>The Classroom Song, verse 1 <i>DDD NIV Songs 1, track 1</i> Let's gather together to worship God, Let's gather together to worship God, Let's gather together to worship God, Come gather here with me!</p>
<p>Welcome to Deep Down Detectives</p>	<p>★ "Welcome to Deep Down Detectives. We're so glad you've joined us! Detectives are people who look for answers to questions. In Deep Down Detectives, we look for answers to big questions about God. We dig deep down in the truths of God's Word to find them."</p>

2. OPENING CIRCLE TIME, continued

★ = follow the stars for a short & simple lesson plan

<p>Deep Down Detectives Theme Song</p> <p><i>lyrics and sheet music, Appendix A</i></p>	<p>“Let’s sing our Deep Down Detectives Theme Song.”</p> <p>★ Deep Down Detectives Theme Song <i>DDD NIV Songs 1, track 5</i></p> <p>We’re Deep Down Detectives, diggin’ deep in God’s Word, For truths about God and His plans for this world, We’re seeking to love Him, with all of our heart, We’re Deep Down Detectives! Come on! Let’s start!</p>
<p>Classroom Rules Song</p> <p><i>lyrics and sheet music, Appendix A</i></p>	<p>There are two very important things that Deep Down Detectives do together: we worship God and we love one another. Our Classroom Rules Song reminds us how we should act. Let’s sing it.”</p> <p>Classroom Rules Song <i>DDD NIV Songs 1, track 6</i></p> <p>Shh, be quiet while someone is talking, Raise your hand, if you have something to say, Don’t touch your friend, sitting beside you, Obey your teachers, Be kind as you play. These are our classroom rules, These are our classroom rules, They help us worship God and love one another, These are our classroom rules.</p>
<p>Opening Prayer Time</p> <p><i>lyrics and sheet music, Appendix A</i></p>	<p>“Children, we need God’s help to keep these rules. Let’s ask Him to help us right now. Let’s get ready and pray.”</p> <p>Let’s Pray <i>DDD NIV Songs 1, track 7</i></p> <p>1-2-3! Fold your hands, Bow your head, Close your eyes. Let’s pray! (<i>repeat</i>)</p> <p>“Let’s pray:”</p> <p>★ Opening Prayer</p> <p>Dear Lord, We’re so glad to get to gather together to worship You! Please help us keep the classroom rules. Please help us to love You and learn about You today. In Jesus’ name we pray. Amen.</p>

2. OPENING CIRCLE TIME, continued



= follow the stars for a short & simple lesson plan

Reveal the Big Question

Introduce the Big Question Box/Briefcase

lyrics and sheet music, Appendix A

“Detectives INVESTIGATE things. That means they ask questions and look for answers. Deep Down Detectives investigate big questions about God. The Big Question we are investigating today is right inside our Big Question Box/Briefcase.

The Big Question Box Song

DDD NIV Songs 1, track 8

We’ve got a big box,
All closed up and locked,
Filled with the truths of God’s Word.

We’ve got a brief case,
There’s no time to waste,
Come on, kids, let’s open it up!

The Big Question under Investigation

VISUAL AID



of BQB

Big Question & Answer Sign, front side

**found in the DDD Unit 1 Visual Aids, NIV Book*

Ok, who would like to open it up for me and pull out the Big Question?”

Choose a child to open the box/briefcase, take out the Big Question and hand it to you, then hold up the Big Question sign for all the children to see, and say:



The Big Question we are investigating today is Big Question Number 1:

How Can I Know What God Is Like?

and the Answer is:

He Shows Me What He’s Like!

Big Question Meaning



“God made us. He wants us to know what He is like so we can know Him, love Him, and praise Him.

God shows us what He is like by the heart He gave us to know and love Him; through all of His creations we see around us; through His Word, the Bible; and most of all, through His very own Son, Jesus Christ.”

Big Question Songs

“Let’s sing our Big Question Song:

Big Q & A 1 Song



Big Q & A 1 Song

DDD NIV Songs 1, track 12

lyrics and sheet music, Appendix A

(adapted version of “This Is the Way We Wash Our Clothes”)

How can I know what God is like,
God is like, God is like?
How can I know what God is like?
He shows me what He’s like!

2. OPENING CIRCLE TIME, continued

★ = follow the stars for a short & simple lesson plan

Learning about the Big Question (use one or both)



Repeat the Big Question and Answer again:

"How Can I Know What God Is Like? He Shows Me What He's Like!"

Say: "Hmmm, I wonder what that means... Let's do our action rhyme (or sing our song) that explains it."

Then do the action rhyme/sing the song for them, using the question cues and motions suggested (or other ones of your choosing.)

Big Question Action Rhyme

Big Question 1 Action Rhyme

(POSSIBLE ACTIONS)

My heart can know and love God,
He made everything I see.
Big, tall mountains, galloping horses,
Every bird and bee.
God gave me the Bible to read,
And hear of His mighty deeds!
But best of all, best of all,
He sent Jesus, His Son, to save me!

place hand over heart
cup hand over eye and look around
gallop in place

make open book with flat hands
hold up flexed arm

point to self

Big Question (Action Rhyme) Song ★

lyrics and sheet music, Appendix A

Big Question 1 (Action Rhyme) Song

DDD NIV Songs 1, track 13

(POSSIBLE ACTIONS)

I have a very big question,
A big question 'bout God,
I have a very big question,
It's Big Question Number One,
I wanna know...

hold up 1 finger

Refrain:
How can I know what God is like?
How can I know what God is like?
How can I know what God is like?
He shows me what He's like!

Verse 1:
My heart can know and love God,
He made everything I see.
Big tall mountain, galloping horses,
Every little bird and bee. *Refrain*

place hand over heart
cup hand over eye and look around
gallop in place

Verse 2:
He gave us the Bible, His Word,
To learn of His might deeds,
But most of all, through Jesus, His Son,
God shows Himself to me. *Refrain*

make open book with flat hands
hold up flexed arm

point to self

2. OPENING CIRCLE TIME, continued



= follow the stars for a short & simple lesson plan

Learning the Bible Truth

VISUAL take out

AID



of BQB

VISUAL AID

All the Bible Truths Sign

★ “God shows me what He’s like” is a good beginning, but there’s so more to learn. So it’s time for us to dig down even deeper for more answers to our Big Question about God. We’re going to be learning **FOUR** Bible truths that all tell us something about how God shows us what He’s like.

Who would like to hand me the picture with our four Bible truths on it? It’s in the Big Question Box/Briefcase? “Choose a child to get it out and hand it to you, then hold it up and show them the pictures with the four truths they will be learning.

Bible Truth Clue

VISUAL take out

AID



of BQB

Bible Truth Clue Sign,

front side

VISUAL AID

After everyone has had a good look, say...

“Ok, now let’s look at our Bible Truth Clue and see if we can figure out which of these four truths we will be learning about today. Who would like to get it out of the Big Question Briefcase for me?”

Choose a child to open the briefcase, take out the Bible Truth Clue sign and hand it to you. Hold up the front side for the children to see. Cover up the answer, written along the bottom, and say:

**“How Do I Know What God Is Like?
He Shows Me What He’s Like...
by the ???? He gave me to know and love Him!**

Hint

We are missing one word. Here’s the hint to what the missing word is. It says: “What do we love with?”

Can you guess? It’s our heart.

So the Bible Truth we are learning today is:

(uncover answer from bottom of sign, show it to them and say:)

★ **“How Do I Know What God Is Like?
He Shows Me What He’s Like...
by the HEART He gave me to know and love Him.”**

Bible Truth Meaning

★ And here what this Bible Truth means:

(read the meaning off of the back of the sign, say:)

God made people with a special heart, so they could know and love Him. This isn’t the heart that pumps blood through our body. This is something very different. We can’t feel this heart inside of us like we can feel the heart that beats in our chest. This heart is even more amazing! THIS heart will never die--it lives forever! The Bible also calls this heart a spirit or a soul. And it’s with this very special heart that God shows us what He’s like.

2. OPENING CIRCLE TIME, continued

★ = follow the stars for a short & simple lesson plan

Learning the Bible Verse

"And how do I know this is true? God tells me so in His special book, the Bible."

The Bible Chant Song

Say or sing the Bible Chant Song.

lyrics and sheet music, Appendix A

The Bible Chant Song

DDD NIV Songs 1, track 9


The Bible, the Bible,
Let's get out the Bible.
Let's hear what God has to say.
The Bible, the Bible,
God's given us the Bible.
It's His Word for us to learn and obey! Yay!

Bible Verse

DDD 1.1 Bible Verse-front side (in the DDD Bible folder)

"Who would like to get our Bible folder out of the Big Question Briefcase for me?"

VISUAL AID Place verse in take out



of BQB

DDD Bible Folder

Choose a child to open the briefcase, take out the "Bible" folder and hand it to you. Remove the Bible Verse Picture from the "Bible" folder and hold it up for all the children to see, then say:

Psalm 42:1-2 tells us:

★ **Psalm 42:1-2**

*found in the DDD Unit 1 Visual Aids, NIV Book

"As the deer pants for streams of water, so my soul pants for you, O God. My soul thirsts for God, for the living God. When can I go and meet with God?"

Learn a Little: "My soul thirsts for God."

Bible Verse Meaning

★ **What does that mean?**

A thirsty deer searches for a stream of water to satisfy his thirst. He must have it if he is to live. That's how God made his body.

In the same way, our heart (or soul) longs for God because He made us to need Him. We may try to satisfy ourselves with other things, but until we know God, we will still long for something more. That's how He made us. He is the living God and there's nothing in the whole world that we need or want more than Him.

2. OPENING CIRCLE TIME, continued



= follow the stars for a short & simple lesson plan

**Bible Verse
Song**

*lyrics and sheet music,
Appendix A*

We've said our Bible verse, now let's sing it!

As the Deer: Psalm 42:1-2

DDD NIV Songs 1, track 17

As the deer pants for streams of water,
So my soul pants for you, O God!
As the deer pants for streams of water,
So my soul pants for you, O God!
My soul thirsts for God,
My soul thirsts for the living God.
When can I go and meet with God?
Psalm Forty-two, one and two.

2. OPENING CIRCLE TIME, continued

★ = follow the stars for a short & simple lesson plan

<p>Getting into the Case</p>	<p>"Now it's time to do a bit more deep down investigating. Let's hear what Detective Dan wants us to help him figure out. Would someone like to get it out for me?"</p>
<p>Listening Assignments</p> <p>Place in  take out  of BQB</p>	<p>NOTE: Listening assignments are most suitable for ages 3+. Skip straight to the Bible story (see bottom of this page), if working with 2 year olds.</p> <p>"Let's open up our listening assignment and see what we are supposed to figure out today.</p> <p>Choose a child to take out the Listening Assignment (from the DDD Bible Folder) and hand it to you. Read Detective Dan's letter to the children that includes the listening assignment. The listening assignments are summarized below:</p>
<p>VISUAL AID</p> <p></p> <p>DDD Unit 1 Visual Aids, NIV</p>	<p>Detective Dan's Lesson #1 Listening Assignment:</p> <p>I need to know:</p> <ol style="list-style-type: none"> 1. Who was the young man? 2. What was the something special he had inside?
<p>VISUAL AID</p> <p></p> <p>DDD Unit 1 Visual Aids, NIV</p>	<p>Detective Dan's Lesson #2 Listening Assignment:</p> <p>Our Bible Verse is Our Bible Verse is Psalm 42:1-2:</p> <p>"As the deer pants for streams of water, so my soul pants for you, O God. My soul thirsts for God, for the living God. When can I go and meet with God?"</p> <p>I need to know:</p> <ol style="list-style-type: none"> 1. Who had a soul thirsty for God? 2. How did God satisfy his heart?
<p>VISUAL AID</p> <p></p> <p>*Listening Assignment #3 includes the Assignment Sheet, plus 4 clue pictures*</p> <p>DDD Unit 1 Visual Aids, NIV</p>	<p>Detective Dan's Lesson #3 Listening Assignment:</p> <p>I found six clues, but two of them are NOT in the story. They are: a tiger; a harp; a sling shot; a giant; a flashlight; and a lion. Hold up each of them for the children to see as you identify them.</p> <p>I need to know:</p> <ol style="list-style-type: none"> 1. Which four belong in the story and which two don't? 2. Which one did David use to praise God? How?
<p>Tell the Bible Story</p> <p>Place story & pics in  take out  of BQB</p> <p>DDD Unit 1 Visual Aids, NIV</p> <p>Story text included in this book right after this lesson plan and in Visual Aids book</p>	<p>★ Then say, "Ok, Deep Down Detectives! Put on your best listening ears and see if you can hear the answers to Detective Dan's questions. When I finish telling the story, we will see if we can answer all the questions."</p> <p>★ Bible Story: The Case of the Young Man with Something Special Inside 1 Samuel 17:1-11, 34-58; Psalm 19; Psalm 23</p> <p>Read the Bible Truth story, putting up the storyboard pictures/using Story Scenes as you tell it. Then, have the children answer the listening assignment. Present the gospel and lead in prayer.</p> <p>*Answers to questions; the gospel; and, ACTS prayer are included with the story text.*</p>

2. OPENING CIRCLE TIME, continued



= follow the stars for a short & simple lesson plan

<p>Story Response Song(s)</p> <p>Hymn</p> <p><i>lyrics and sheet music, Appendix A</i></p>	<p><i>As attention span and time allow, you might want to end with one of the following songs which also tie in with the unit. If desired, use the Music and Movement activity ideas while singing (listed with the Response Activities).</i></p> <p>Joyful, Joyful We Adore Thee, part of vs.1,2 <i>DDD NIV Songs 1, track 15</i></p> <p>Verse 1 Joyful, joyful, we adore Thee, God of glory, Lord of love, Hearts unfold like flowers before Thee, Opening to the sun above.</p> <p>Verse 2 All Thy works with joy surround Thee, Heaven an earth reflect Thy rays, Stars and angels sing around Thee, Center of unbroken praise.</p> <p>Tie-in: "Children, the Lord shows us what He is like. He opens our hearts and let's us see how wonderful He is. He fills us with joy and we want to adore Him. Let's adore God right now!"</p>
--	--

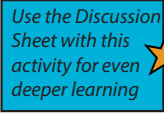

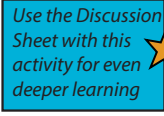

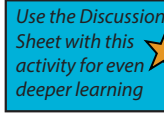

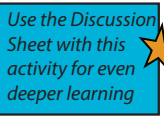

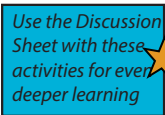

<p>Praise Song</p> <p><i>lyrics and sheet music, Appendix A</i></p>	<p>Praise Song: Oh! Oh! Oh! How Good Is the Lord <i>DDD NIV Songs 1, track 16</i></p> <p>Verse 1 Oh! Oh! Oh! How good is the Lord, Oh! Oh! Oh! How good is the Lord, Oh! Oh! Oh! How good is the Lord, I never will forget what He has done for me.</p> <p>Verse 2 He shows Himself to me, How good is the Lord, He shows Himself to me, How good is the Lord, He shows Himself to me, How good is the Lord, I never will forget what He has done for me.</p> <p>Tie-in: "Children, how good the Lord is to show us what He's like! We would never know if He didn't show us. Let's praise Him right now!"</p>
--	---

3. TAKING ACTION: Response Activities *(choose from among these activities)*

<p>Transition to Activities</p>	<p>★ Well, Deep Down Detectives, you've done a great job diggin' deep down for answers in the truths of God's Word. Now it's time to enjoy some activities."</p> <p><i>Tell children what activity/s you are providing for them: either free play or some of the response activities listed below. When you are ready to dismiss the children, use this song to help them to transition in an orderly fashion to their next activity.</i></p> <p>"Children, let's sing our Time to Play Song. When we are finished you may get up and walk over to our next activity."</p>
--	--

<p>Classroom Song, verse 2</p> <p><i>lyrics and sheet music, Appendix A</i></p>	<p>Classroom Song, verse 2 <i>DDD NIV Songs 1, track 2</i></p> <p>We've gathered together to worship God, We've gathered together to worship God, And now it's time to play.</p> <p><i>Dismiss the children to whatever activities you have prepared for them to do.</i></p>
--	--

3. TAKING ACTION: Response Activities (choose from among these activities) ★ = short & simple lesson plan

<p>Response Activities</p>	<p>Choose one or more activities appropriate for your children, based on classroom time and developmental needs. Add the Discussion Sheet to any activity for deeper learning. ★</p>
<p>Bible Verse Memory Game</p> <p><i>game directions, Appendix B</i></p>	<p>Though listed with the opening activities, you may choose to use this Bible verse game here instead (or as a repeat).</p> <ul style="list-style-type: none"> • Lesson 1 Game: Duck, Duck, Goose • Lesson 2 Game: Slap, Clap and Stack • Lesson 3 Game: Simon Says How <p> ★ </p> <p>Discussion Questions</p>
<p>Music, Movement & Memory Activity</p> <p><i>game directions, Appendix B</i></p>	<p>A music activity that uses the songs from the Bible Truth and Big Question unit.</p> <ul style="list-style-type: none"> • DDD Songs for this Bible Truth, plus: • Lesson 1 Activity: Thumping Drums • Lesson 2 Activity: Say, Spring Up and Shout • Lesson 3 Activity: Freeze Frame <p> ★ </p> <p>Discussion Questions</p>
<p>Bible Story Review Game</p> <p><i>game directions, Appendix B</i></p>	<p>A game that uses the storyboard pictures from the story to review the story.</p> <ul style="list-style-type: none"> • Lesson 1 Game: Take Me through the Tunnel • Lesson 2 Game: Missing in Action • Lesson 3 Game: Treasure Hunt <p> ★ </p> <p>Discussion Questions</p>
<p>Coloring Pages/ Take Home Sheets</p> <p><i>in Appendix C</i></p> <p>★</p>	<p>A coloring sheet related to the lesson assignment questions is provided for each lesson. On the back of each sheet are the key concepts, a few questions and a song for parents to use with their children.</p> <p>NOTE: Upgrade your coloring sheet to a more interesting craft by offering simple embellishments, such as jiggly eyes, craft sand, glitter, glitter glue, colored paper dots (made with a hole punch), fabric scraps, etc. Make cut-to-size glued-on clothes, hair, etc for characters by using a copy of the coloring sheet, cutting out the selected portions and making them the patterns for whatever you want to cut out of fabric, paper, foil, etc.</p> <ul style="list-style-type: none"> • Lesson 1 Coloring Sheet Emphasis: Bible Truth • Lesson 2 Coloring Sheet Emphasis: Bible Verse • Lesson 3 Coloring Sheet Emphasis: ACTS Prayer <p> ★ </p> <p>Discussion Questions</p>
<p>Extra Crafts:</p> <p>Big Question Craft <i>in Appendix C</i></p> <p>Bible Verse Craft <i>in Appendix C</i></p> <p>Bible Story Puzzle <i>in Appendix C</i></p>	<p>These crafts are slightly more complex than the coloring/take home sheets:</p> <p>The Bible Concept Go-and-Tell Craft is a craft that summarizes the Bible concept and includes the Bible verse. It is for those desiring more than a coloring sheet. This more complex craft will involve gluing, sticking, etc. Can be used at any time.</p> <p>The Bible Story Coloring Sheet provides a tie in between the Bible story and the Bible truth they are learning.</p> <p>The Storyboard Picture Placement Page has been made into a puzzle that can be cut out and re-assembled by the children. This provides a nice summary of the story.</p> <p> ★ </p> <p>Discussion Questions</p>
<p>Free Play Activities ★</p> <p><i>ideas in Appendix D</i></p>	<p>Offer your own or some of the easy-to-make, free play activities suggested in Appendix D.</p>

4. CLOSING CIRCLE TIME *(End-of-session activities for the last 5-10 minutes of class time)*

★ = short & simple lesson plan

<p>Transition to Closing Circle</p> <p>Classroom Song, verse 3</p> <p><i>lyrics and sheet music, Appendix A</i></p>	<p><i>Use this song to help the children to transition in an orderly fashion. Start singing this song and ask the children to gather with you for Closing Circle Time.</i></p> <p>Classroom Song, verse 3 <i>DDD NIV Songs 1, track 3</i></p> <p>It's time to get ready to go and tell, It's time to get ready to go and tell, Come gather here with me.</p>
<p>Closing Circle Time</p> <p>Classroom Song, verse 4</p> <p><i>lyrics and sheet music, Appendix A</i></p>	<p><i>When children are settled in the circle, say:</i></p> <p>"It's almost time for your parents to come pick you up. And do you know what that means? It means.... (draw this out to build anticipation and excitement)...that it's almost time to go home and....it's almost time to...Go and Tell! We have learned some big news about God today. God wants us to take and tell it to the whole world!"</p> <p>Classroom Song, verse 4 <i>DDD NIV Songs 1, track 4</i></p> <p>So what's our big news to go and tell, So what's our big news to go and tell, Can you tell me now?</p>
<p>Big News to Tell</p> <p>Big Question 1</p> <p><i>VISUAL AID</i></p> <p>#1</p> <p><i>*found in the DDD Unit 1 Visual Aids, NIV Book</i></p> <p><i>lyrics and sheet music, Appendix A</i></p> <p>Big Question 1, Bible Truth 1</p> <p><i>VISUAL AID</i></p> <p>#3</p>	<p>"Let's see....there's so much big news to tell! There's so much we've learned!</p> <p>First of all, can you tell me the answer to our Big Question: "How can I know what God is like?" <i>Hold up the Bible Truth Clue Picture.</i></p> <p>Say the answer with me: "He shows me what He's like!"</p> <p><i>(If desired, you can sing one/both of the Big Question songs.)</i> <i>DDD NIV Songs 1, tracks 12,13</i></p> <p>And what's one way He does this? What did we learn? <i>Point to the picture.</i></p> <p>by the heart He gave me to know and love Him!</p> <p>"And how do I know this is true? Can you tell me?"</p> <p>Say it with me: "The Bible tells me so!" That's right!</p>
<p>Big Question 1 Bible Truth 1 Bible Verse</p> <p><i>VISUAL AID</i></p> <p>#4</p> <p><i>*found in the DDD Unit 1 Visual Aids, NIV Book</i></p> <p><i>lyrics and sheet music, Appendix A</i></p>	<p>We learned: Psalm 42:1-2:</p> <p>"As the deer pants for streams of water, so my soul pants for you, O God. My soul thirsts for God, for the living God. When can I go and meet with God?"</p> <p>Learn a Little: "My soul thirsts for God."</p> <p>A thirsty deer searches for a stream of water to satisfy his thirst. He must have it if he is to live. That's how God made his body. In the same way, our heart (or soul) longs for God because He made us to need Him. We may try to satisfy ourselves with other things, but until we know God, we will still long for something more. That's how He made us. He is the living God and there's nothing in the whole world that we need or want more than Him.</p> <p><i>(If desired, you can sing the Bible verse song.)</i> <i>DDD NIV Songs 1, track 17</i></p>

4. CLOSING CIRCLE TIME, continued

★ = follow the stars for a short & simple lesson plan

<p>Closing ACTS Prayer Time</p> <p>ACTS Prayer Chant</p> <p><i>lyrics and sheet music, Appendix A</i></p>	<p><i>Let's ask God to help us to remember this and even tell others this good news. Let's get ready and pray our ACTS prayer.</i></p> <p><i>And what does ACTS mean? Let's sing/say our ACTS Prayer Chant!</i></p> <p>ACTS Prayer Chant Song <i>DDD NIV Songs 1, tracks 10,11</i></p> <p>A, Adoration: God, we praise You! C, Confession: Forgive us our sins. That's the ACTS prayer, my friend, T, Thanksgiving: Thank You for Jesus, Bow head, Close your eyes, Shhh, S, Supplication: Help us to live like Him. Let's begin!</p>
---	---

<p>Closing ACTS Prayer</p>	<p>"Let's pray!"</p> <p><i>Lead the children in the ACTS prayer for this Bible Truth.</i></p> <p>A We praise you, God, that You show us what You are like! You are our great Maker. You made us with hearts to know and love you!</p> <p>C In our hearts, we know that You are God and we should obey You, but many times we don't want to. We like to do things our own way. Please forgive us. Please change our hearts so that we want to know and obey You.</p> <p>T Thank You for helping us to learn more about You. Thank You for wanting us to know You.</p> <p>S Work deep inside our hearts. Help us to turn away from our sins and trust in Jesus as our Savior. Help us to know You. Put in our hearts the special kind of happy that only You can give. Help us to go and tell others what we've learned.</p> <p>In Jesus' name we pray. Amen.</p>
-----------------------------------	---

5. TAKING IT HOME *(Take Home Sheet)*

<p>Clean up and Dismissal</p>	<p>★ "Now it's time to work together and clean up." <i>Have the children join you in cleaning up the room.</i></p>
<p>Coloring Pages/ Take Home Sheets</p> <p><i>in Appendix C</i></p>	<p>★ <i>Give out the craft/take home sheet and any other papers from the session, as you dismiss children from class.</i></p> <p><i>(Reminder: The back side of the coloring page is the take home sheet for each lesson.)</i></p>
<p>Bible Story to Take-Home</p> <p><i>in Appendix C</i></p>	<p>You may also want to include a copy of the story along with the take home sheet. (However, each coloring sheet/take home sheet includes a note to parents telling them where they can download the story from the parents' resources section on the website.)</p>

The Case of the Young Man with Something Special Inside

1 Samuel 17:1-11, 34-58; Psalm 19; Psalm 23



Story-telling Tips

Ahead of time:

1. Read the Bible verses and story. Pray!
2. Choose story action cues and/or prepare storyboard pictures, if using. (Included in the Visual Aids books)
3. Practice telling story with the storyboard pictures, timing your presentation. Shorten, if necessary.

During your presentation:

1. Maintain as much eye contact as possible as you tell the story.
2. Put up storyboard pictures/add story action cues as you tell the story. Allow the children to help you put them on the board, if desired.
3. Include the children in your story with a few questions about what they think will happen or words/concepts that might be new to them.

INTRODUCTION/ LISTENING ASSIGNMENTS

“Our story is called: The Case of the Young Man with Something Special Inside. Here is your listening assignment...” *“ Read from Detective Dan’s Listening Assignment signs, but questions are summarized below:*

Detective Dan’s Lesson #1 Listening Assignment:

I need to find out:

- 1. Who was the young man?**
- 2. What was the something special he had inside?**

Detective Dan’s Lesson #2 Listening Assignment:

Our Bible Verse is Psalm 42:1-2:

“As the deer pants for streams of water, so my soul pants for you, O God. My soul thirsts for God, for the living God. When can I go and meet with God?”

I need to find out:

- 1. Who had a soul thirsty for God?**
- 2. How did God satisfy his heart?**

Detective Dan’s Lesson #3 Listening Assignment:

I found six clues, but only 4 of them are in the story. They are: a tiger; a harp; a sling shot; a giant; a flashlight; and a lion. *Hold up each of them for the children to see as you identify them.*

I need to figure out:

- 1. Which four belong in the story and which two don’t?**
- 2. Which one did David use to praise God? How?**

Read the assignment questions, THEN SAY,

“Ok, Deep Down Detectives! Put on your best listening ears and see if you can hear the answers to Detective Dan’s questions. When I finish telling the story, we will see if we can answer all the questions.”

Read the Bible Truth story, answer questions, present the gospel and lead in prayer.

Listening Assignments answers; the gospel; and, an ACTS prayer are included with the story text at the end.

The Case of the Young Man with Something Special Inside *1 Samuel 17:1-11, 34-58; Psalm 19; Psalm 23*

Story with lines separating paragraphs (text in bold, optional interaction cues in italics)

David was a shepherd boy. Day and night, he watched his father's sheep out in the hills to keep them safe.

Pretend like you are holding a shepherd's crook in one hand. Hold other hand over eyes and turn head as if you were looking around.

At night, David would sit out under the stars and think about God. God spoke to David in his heart as he thought about God and His Word, the Bible.

David knew God and loved Him. And David knew that God loved him, too. David played his harp and sang songs to God as he watched over the sheep.

Pretend to play harp.

Sometimes as David watched the sheep, a hungry lion or bear would come. They would sneak up and try to catch a sheep for their supper. Yum! Yum!

Can you roar like a lion or a bear?

A lion or bear could kill more than a sheep. They could kill David with their big, sharp teeth and claws. But David didn't run away. Why? Because David knew God in his heart. He believed God was with him and would help him to be the good shepherd He wanted David to be.

But was David right? WOULD God be with him? Would He help him...even against big, hungry lions and bears?

What do you think? Would God help David?

Yes, David WAS right! Yes, God WOULD help him! God gave David courage in his heart to stand up to those big, hungry animals.

But God gave David more than courage. He gave him a good shot with his sling, too! too! So, David went after those lions and bears instead of running away! He wasn't going to let them have a sheep supper! No!

He put a rock in his sling and swung it round and round his head. Then, at just the right moment, he let it go! Away the stone flew through the air towards the big, hungry bear. "Zingggggg!"

David's rock struck the fierce animal in just the right place! "Thump!" and down to the ground it went.

But sometimes even that wasn't enough! Sometimes the bear or lion would get back up and fight David. It wasn't going to give up its dinner that easily! Even then, God helped David. David would seize the fierce animal by the fur and kill it. Wow! Then at last, David would pull the poor, scared, woolly, wet bundle of sheepy fluff out of the animal's big, sloppy mouth and carry it off to safety.

Can you make a baa like a poor, scared sheep?

Story with lines separating paragraphs (text in bold, optional interaction cues in italics)

David praised God for helping him. "God, I am the shepherd that keeps my father's sheep safe, but You are the shepherd who takes care of me," David exclaimed. "I love You! Thank You for always being with me and helping me! You work in my heart. You help me do everything You want me to do," David prayed.

"Yes, because You are with me, I will not be afraid of anything...not even lions or bears...not even death! You will give me everything I need," David told God.

One day David's father had a special job for David. "Go and take food to your big brothers. They are away with the other men fighting our enemies, the Philistines. These enemies want to take over our land. They are strong and have big weapons that we don't have! It's going to be hard to beat them. Your brothers will need more food if they are going to fight well," he told David.

So David took the food and went walk, walk, walking off to where his brothers and the other men were fighting the Philistines.

Walk in place with David.

But when David got there, he was very surprised at what he saw. Yes, there were his big brothers and (20) the other men.

Yes, there were the strong enemies with all their weapons. But, NO ONE WAS FIGHTING!

Why was no one fighting? Because David's brothers and the other men were too busy looking and listening and trembling with fear at GOLIATH, the huge enemy who was yelling at them!

"One of you, come out here and fight me!" Goliath shouted at David's brothers and the other men. "If your man beats me, then your people win! But, if I beat your man, then our people win...and you have to give us YOUR land!" Goliath told them.

Yikes! No wonder no one was fighting! Who could beat Goliath?! He was nine feet tall (that's a lot taller than even your Daddy!) And oh, Goliath was so strong! And oh, Goliath had such big weapons...including a huge, heavy, sharp sword! Who would ever think they could fight this giant and win? Not David's brothers! Not the other men! Not even mighty King Saul, their king!

That's why David's brothers and the other men just stood there, trembling, as Goliath shouted at them again and again. And that's why when Goliath finished shouting, they all ran away in fear!

Make a scared face and run in place like you are running away!

No, there was not a single man who thought he was strong enough to fight Goliath and win!

Story with lines separating paragraphs (text in bold, optional interaction cues in italics)

When David reached his brothers, he listened to Goliath's shouting, too. He saw how tall Goliath was and how strong his weapons were. He knew Goliath was a lot stronger than him, too. But David wasn't scared by Goliath like David's brothers and the other men! No, David was not scared...he was MAD!

Make a mad face.

Goliath shouldn't say bad things about God! Goliath shouldn't say bad things about God's people! GOLIATH MUST BE STOPPED!

And David knew how...

What do you think David had in mind? How could Goliath be stopped?

David went to King Saul and told him, "Don't worry about big, tall Goliath! I'll fight him!"

King Saul was shocked. "David, you are not big like Goliath. You are not even as big as my men," King Saul told him. "You have no long, sharp sword or strong armor," he said.

Pretend to wave a big sword back and forth.

"Why aren't you scared to fight Goliath like the others? What hope do you have of beating him?" the king wanted to know. "How can you fight Goliath like this?"

David knew King Saul was right. He was younger and smaller than the rest of the men. He had no strong weapons. By himself, he knew he had NO CHANCE of beating Goliath. Yes, the king was right.

But David knew King Saul was wrong about something, too. King Saul was forgetting about their God! He was the one, true, living God. He could help His people beat their enemies...even mighty Goliath. David knew and loved God in his heart. David knew God would help him, just like He had before.

Put your hand over your heart.

"King Saul, I am a shepherd. God has protected me many times from lions and bears. He helped me fight them and win with just my sling," David told him. "Goliath is no different from a lion or bear. God will protect me. He will help me beat him, too," David told him. So David went out to fight Goliath.

"Ha, Ha, Ha!" Goliath laughed as he saw David come out to fight him. He called David bad names and made fun of him. What a joke! David was so young and small compared with the other soldiers. He didn't even wear any armor! Why, he didn't even carry a sword! He would get rid of puny, little kid in no time at all!

Make a loud, mocking laugh.

But David didn't care what Goliath said or thought. He knew God deep inside his heart. He trusted in Him. "I have come in the Name of the Living God! He will help me strike you down!" David shouted back to Goliath.

Then David went down to the stream and picked up five, smooth stones. He put one in his sling. He swung his sling round and round his head and then let the first stone go. "Zingggggg!"

Count from 1 to 5 as you stoop over and pretend to pick up five stones. Then make circular motion over head as if winding up the sling and letting it go.

Story with lines separating paragraphs (text in bold, optional interaction cues in italics)

The stone went whizzing fast through the air and hit Goliath, “Thump!”, right on the forehead.

Thump your head with the palm of your hand.

Down, down, down, Goliath fell. He hit the ground with a great, big thud. Then David took Goliath’s very own sword and killed him. When the rest of the enemies saw that the LORD had helped David beat big Goliath, they ran away scared... with King Saul, David’s big brothers and the other men chasing them all the way back home!

Run in place.

How David’s brothers and the other men praised God when it was all over! How David praised God, too! David knew and loved God in his heart. He had believed God would give him victory...and God certainly did! And now everyone else—even all those enemies—could see that the LORD really was the one, true, living God, too.

Let’s raise our arms and praise God, too! Yay!

Cracking the Case: (story wrap-up for Listening Assignments)

It's time to see how we did with our Listening Assignment.

Detective Dan's Lesson 1 Listening Assignment:

1. Who was the young man? David.

2. What was the something special he had inside?

A heart to know and love God, given to him by God. A heart filled with the special happiness that only God can give.

For You and Me:

Just like David, God has given us a heart to know and love Him. We can ask God to show us what He's like and help us to know and love Him. We can ask God to give us His special kind of happy like He gave David.

Detective Dan's Lesson 2 Listening Assignment:

Our Bible Verse is Psalm 42:1-2:

"As the deer pants for streams of water, so my soul pants for you, O God. My soul thirsts for God, for the living God. When can I go and meet with God?"

1. Who had a soul thirsty for God? David did.

2. How did God satisfy his heart? David spent time learning about God, thinking about God, talking to God, and living for God. As he did, God worked in David's heart, satisfying him, giving him the special kind of happy that comes only from God.

For You and Me:

Just like David, God wants us to learn about Him, think about Him, talk with Him and live for Him. He wants to satisfy our hearts with Himself and His special kind of happy like He gave to David. We can ask Him to help us.

Detective Dan's Lesson 3 Listening Assignment:

Our six clues were: a lion, a stream, a tiger, a giant, a flashlight and a harp.

1. Which four belong in our story?

The harp, sling shot, giant and lion.

2. Which one did David use to praise God? How?

David used the harp to praise God. He thought about God and sang songs of praise from his heart as he played his harp.

For You and Me:

David thought about God and sang praises to Him. God worked in his heart, helping David know and love Him. God can help us know and love Him, too, as we think about Him and praise Him.

The Gospel (story wrap-up if NOT using Listening Assignments)

Our Bible Truth is:

How Can I Know What God Is Like?

He Shows Me What He's Like...

by the heart He gave me to know and love Him!

God gave each of us a heart to know and love Him, too. He wants us to say "no" to disobeying Him and trust in Jesus as our Savior. When we do, God will forgive our sins and save us! He will live in our hearts, helping us know Him now. He can satisfy our heart, giving us a special kind of happy only He can give. And one day, we will go to live with Him in heaven forever. That will be best of all!

Close in prayer.

Closing ACTS Prayer

- A** We praise you, God, that You show us what You are like! You are our great Maker. You made us with hearts to know and love you!
- C** In our hearts, we know that You are God and we should obey You, but many times we don't want to. We like to do things our own way. Please forgive us. Please change our hearts so that we want to know and obey You.
- T** Thank You for helping us to learn more about You. Thank You for wanting us to know You.
- S** Work deep inside our hearts. Help us to turn away from our sins and trust in Jesus as our Savior. Help us to know You. Put in our hearts the special kind of happy that only You can give. Help us to go and tell others what we've learned.

In Jesus' name we pray. Amen.

Go to Lesson Plan, p.9 for the script to the rest of the lesson.

Deep Down Discussion Sheet

use with all THREE lessons

Use with all response activities for deeper learning



P.1

Questions to aid discussion of the key concepts and for use in games

Be familiar with these questions and answers. Look for opportunities to ask questions and discuss their answers, such as while the children work on their coloring pages, as part of their response games, or during play time. Remember: your goal isn't to ask all these questions or only talk to the children about these things. It is to be deliberate in having good conversations with the children as you are able.

<p>BIG QUESTION</p> <p>Meaning</p> <p>Discussion Questions</p>	<p>How Can I Know What God Is Like? He Shows Me What He's Like!</p> <p>"God made us. He wants us to know what He is like so we can know Him, love Him, and praise Him.</p> <p>God shows us what He is like by the heart He gave us to know and love Him; through all of His creations we see around us; through His Word, the Bible; and most of all, through His very own Son, Jesus Christ."</p> <p><i>choose a few</i></p> <ol style="list-style-type: none"> 1. How can I know what God is like? <i>He shows me what He's like.</i> 2. Who made us? <i>God did.</i> 3. What does God want us to know? <i>What He is like.</i> 4. Why does God want us to know Him? <i>So we can know Him, love Him, and praise Him.</i> 5. What does God do so we can know what He is like? <i>He shows us what He's like.</i> 6. Who can we ask to help us know what God is like? <i>God! He delights to help us!</i>
<p>BIBLE TRUTH</p> <p>Meaning</p> <p>Discussion Questions</p>	<p>He Shows Me What He's Like...by the heart He gave me to know and love Him!</p> <p>God made people with a special heart, so they could know and love Him. This isn't the heart that pumps blood through our body. This is something very different. We can't feel this heart inside of us like we can feel the heart that beats in our chest. This heart is even more amazing! THIS heart will never die--it lives forever! The Bible also calls this heart a spirit or a soul. And it's with this very special heart that God shows us what He's like.</p> <p><i>choose a few</i></p> <ol style="list-style-type: none"> 1. What special thing did God make people with? <i>A heart to know and love Him.</i> 2. Is this heart the same as the one that we feel beat in our chest? <i>No.</i> 3. What is this special heart like? <i>It never dies. It lives forever!</i> 4. What is the other name for this heart? <i>A soul or a spirit.</i> 5. Who can we come to know by this special heart? <i>God.</i> 6. Who will help us to know God with our heart? <i>God will. He delights for us to ask Him to do this.</i>
<p>THE GOSPEL</p>	<p>What is God's good news for you and me? <i>The gospel!</i></p> <p>God gave each of us a heart to know and love Him, too. But sadly, we all have chosen to turn away from God and live life our own way. This sin separates us from God. Only with God's help, we can know Him or be His people. But God sent His Son, Jesus, to make the way for people to know and love God once more. Jesus lived a perfect life, then He offered it as full payment for sins, when He suffered and died on the cross. On Day Three, He rose from the dead. He had beaten sin and death for God's people! God invites us to become His people, by turning away from our sins and trusting in Jesus as our Savior. If we do, His Holy Spirit will come live in our hearts, so we can know and love God now. And one day, go to live with God in heaven forever. That will be best of all!</p>

Questions to aid discussion of the key concepts and for use in games

BIBLE TRUTH BIBLE VERSE	<p>“As the deer pants for streams of water, so my soul pants for you, O God. My soul thirsts for God, for the living God. When can I go and meet with God?” Psalm 42:1-2</p>
Meaning	<p>Learn a Little: “My soul thirsts for God.”</p> <p>A thirsty deer searches for a stream of water to satisfy his thirst. He must have it if he is to live. That’s how God made his body.</p> <p>In the same way, our heart (or soul) longs for God because He made us to need Him. We may try to satisfy ourselves with other things, but until we know God, we will still long for something more. That’s how He made us. He is the living God and there’s nothing in the whole world that we need or want more than Him.</p>
Discussion Questions	<ol style="list-style-type: none"> 1. What does a deer look for when he is thirsty? <i>Streams of water to drink.</i> 2. What satisfies our bodies when we are thirsty? <i>Water.</i> 3. What does our heart long to satisfied with? <i>With knowing the living God!</i> 4. Who is the living God? <i>The LORD is the living God. He is the only, true God.</i> 5. Who had a soul thirsty for God in our story? <i>David did.</i> 6. How did God satisfy his heart? <i>David spent time learning about God, thinking about God, talking to God, and living for God. As he did, God worked in David's heart, satisfying him, giving him the special kind of happy that comes only from God.</i> 7. Who can satisfy our heart? <i>Only God.</i> 8. How can God satisfy our heart like David? <i>We can ask Him to work in our heart. He delights to do this.</i> 9. When can we go to meet with God? <i>Anytime! God is always with us, ready to help us and ready to hear our prayers. He loves for us to meet with Him!</i>
BIBLE STORY	<p>The Case of the Young Man with Something Special Inside</p>
Discussion Questions	<ol style="list-style-type: none"> 1. Who was the young man with something special inside? <i>David.</i> 2. What was the something special he had inside? <i>A heart to know and love God, given to him by God. A heart filled with the special happiness that only God can give.</i> 3. What did David know about God in his heart that helped him to fight against the big, tall, mean man? <i>That God was the one true God and He was mightier than anyone else. He was strong enough to help David fight the man.</i> 4. Do we have hearts to know and love God? <i>Yes.</i> 5. Do you ever talk to God? About what? <i>Answers will vary. Teachers can share what they pray about, too.</i> 6. Can God whisper into your heart? <i>Yes, God's Holy Spirit can whisper into your heart as you hear His Word, the Bible.</i> 7. Do you have to fight scary lions or big, tall giants like David did? <i>Probably not.</i> 8. We may not have to fight scary lions or big, tall, mean men, but we have scary, hard things we have to face sometimes. What are some? <i>Scared of the dark; scared when we are sick or alone; sometimes people are mean to us; sometimes obeying God and our parents is very hard.</i> 8. Who can we talk to and ask to help us? <i>God.</i> 9. What do we need God to help us with most of all? <i>We need Him to help us to turn away from our sins and trust in Jesus as our Savior. This is how we become God's people.</i>