

DEEP DOWN DETECTIVES

**Curriculum Resources
for Unit 2, Bible Truth 2:**



What's So Special about the Bible?

It Alone Is God's Word...

**It Tells Us about
God and His Plans!**

Session Prep (especially good for newbies!)

Pray!



Pray for the Holy Spirit to be at work in your and the children's hearts.

Review



If new to the curriculum, look at the **Getting Started with Deep Down Detectives section of the Core Curriculum book.** (p.5) It will be especially helpful to read through the Deep Down Detectives section of **The Praise Factory Tour: Extended Version Book.** This is a visual way to understand what goes on in the classroom. (A pdf of the book is found in the samples section on the website.)

Look through and Learn the Lesson



Read over **lesson plan.** Practice any **songs or action rhymes** you are using. Choose/make up motions to go with these. Choose less with younger children and more with older preschoolers. **Practice the lesson with the visual aids** and using the Big Question Box/Briefcase.

Read and Rehearse the Bible Story with Pictures



Read the Bible story from the Bible. Read the curriculum version. Practice telling it with the storyboard pictures. (If you have not previously laminated the story pictures, do that now.) Or, rehearse it from the Simple Story Scenes, if you are using those.

Let There Be Music



Download the music and listen to the songs. Choose which of the songs you will use with the children. If using live musicians, make sure they have the sheet music (Appendix A, Core Curriculum book).

Put the Props in Place



1. Prepare your Visual Aids. Put the Big Question, Unit Bible Truths, Bible Truth, Bible Verse, and Listening Assignment signs, as well as the Bible Story script in one side of the Bible folder.
2. Get out your storyboard. If using Simple Story Scenes, put these in your Bible Folder. Or, if using the individual storyboard figures, put all background pictures in place (they have a BG by the number). Put the rest of the storyboard pictures (these have a SB by the number) in order of use in the other side of the Bible folder.
3. Put the DDD Bible Folder as well as the Big Question sign in the Big Question Box/Briefcase and shut it. If your box/briefcase has locks and you want to use the unlocking the box as part of your session, lock it now....but make sure you have the key or know the code first.
4. Prepare the music CD or sheet music or mp3 device for use in your session.

Set Out Free Play Activities



Choose and set up free time activities you will use with the children. Choose a variety of different activities that will be enjoyed by different types of children. Rotate the activities you provide to keep them interesting and fresh to your children. (Suggestions in Appendix D, Core Curriculum books.)

Prepare Any Activities



Choose which (if any) of the Bible Truth games and crafts activities you want to use in the session. Bear in mind your time frame as well as the developmental abilities and attention span of your children as you decide which/how many to prepare. **Look over the Discussion Sheet** and choose a few questions you might use to spark discussion with the children as they do their activities (especially good for ages 3's+). Pray for God to give you opportunities to talk about these things with the children.

Let Them Take It with Them



Make copies of the craft/take home sheets, if you are not already using them as one of your activities. You may also want to make copies of the story (see take-home version of each story included in Appendix C with the other take home resources) to have for parents to use with their children at home. There's a link on each craft/take home sheet to the story, if you don't make hard copies.

Store It



After your session is over, collect the resources and store them for future use. This curriculum can be used over and over for years to come.

Unit 2: God's Wonderful Word, the Bible

UNIT OVERVIEW

There are millions of books in the world, but none is like the Bible. It alone is God's perfect Word! God made sure it was written down just right. It tells us everything we need to know God and to live for Him. It is powerful to do everything God wants it to do. Everything else in this world may come and go, but God's Word will last forever. It will always prove true.

In this unit we will learn four truths about God's wonderful word, the Bible.

UNIT BIBLE VERSE: Psalm 18:30,46

"This God--His ways are perfect. The word of the LORD proves true. The Lord lives, and blessed be my rock, and exalted be the God of my salvation."

BIG QUESTION UNDER INVESTIGATION: What's So Special about the Bible?

ANSWER: It Alone Is God's Word...

OPTIONAL Big Question 2 INTRODUCTION LESSON (Use Hide 'n' Seek Kids Unit 2 Material)

Story: The Case of the Women's Best Gift *1 Timothy*

Bible Verse: Psalm 18:30,46

BIBLE TRUTH 1: God Made Sure It Was Written Down Just Right (3 Lessons Available)

Story: The Case of the Words that Were Always Right

Exodus 24; Deuteronomy 5,31; 2 Timothy 3:16

Bible Verse: 2 Timothy 3:16-17

➔ BIBLE TRUTH 2: It Tells Us about God and His Plans (3 Lessons Available)

Story: The Case of the New King *Acts 14*

Bible Verse: Matthew 2

BIBLE TRUTH 3: God Uses It to Save His People (3 Lessons Available)

Story: The Case of the Fishermen Who Followed

Matthew 4:18-22; 27-28; Mark 1:16-20; Luke 5:1-11; John 20:30-31; 21:24-25

Bible Verse: 1 Peter 1:23

BIBLE TRUTH 4: God Uses It to Change His People (3 Lessons Available)

Story: The Case of the Marvelous Mess *Acts 19; Ephesians*

Bible Verse: Psalm 119:97-98

Deep Down Detectives ESV Songs 2 Track Numbers

This is a listing of all songs mentioned in the unit curriculum. You may or may not choose to use all of the songs. They are listed in easy-reference order--NOT in the order used in the curriculum.

You may choose to simply burn a CD/load them onto an mp3 device in this order. Or, you may want to do what we do: choose the songs we want to use and create a play list of them in that order. Then, we burn a CD/upload the play list onto an mp3 device. A teacher only has to click forward to the next song, instead of hunting for the right track. The track number have been included as part of the title. Work deep into each song, so teachers will still have a reference to the track number listed in the curriculum (same as those listed below), even if you change the order on your customized play list.

SONGS USED EVERY UNIT OF THE CURRICULUM

- 1 The Classroom Song v.1
- 2 The Classroom Song v.2
- 3 The Classroom Song v.3
- 4 The Classroom Song v.4
- 5 Deep Down Detectives Theme Song
- 6 The Classroom Rules Song
- 7 Let's Pray Song
- 8 The Big Question Box Song
- 9 The Bible Chant Song
- 10 ACTS Prayer Song (Short Version)
- 11 ACTS Prayer Song (Full Version)

Why the Extra Songs?

Deep Down Detectives is a curriculum used by a wide age-span of kids. Sometimes one of the other songs is a better fit for your kids. Or, you may simply want to teach them more songs on the same Bible Truth. Use as many or as few as you want.

UNIT 2: GOD'S WONDERFUL WORD, THE BIBLE

- 12 Big Q & A 2 Song
- 13 Big Question 2 Song: What's So Special About God's Word?
- 14 Big Question 2 Bible Verse Song: Proves True Psalm 18:30,46, ESV
- 15 *Extra Big Question 2 Bible Verse Song: His Way Is Perfect Psalm 18:30, ESV*
- 16 *Extra Big Question 2 Bible Verse Song: This God, His Way Is Perfect Psalm 18:30,46, ESV*
- 17 *Extra Big Question 2 Bible Verse Song: The Word of the Lord 1 Peter 1:24,25, ESV*
- 18 Big Question 2 Hymn: How Precious Is the Book Divine, v.1
- 19 Big Question 2 Praise Song: The Best Book to Read Is the Bible

What's So Special about the Bible? It Alone Is God's Word...

Bible Truth 1: God Made Sure It Was Written Down Just Right

- 20 Bible Verse: All Scripture Is Breathed Out by God 2 Timothy 3:16-17, ESV

Bible Truth 2: It Tells Us about God and His Plans

- 21 Bible Verse: I Am God and There Is No Other Isaiah 46:9-11, ESV
- 22 *Extra Bible Verse: As the Rain Isaiah 55:10,11 ESV*
- 23 *Extra Bible Verse: For I Know the Plans Jeremiah 29:11,12 ESV*
- 24 *Extra Bible Verse: Even to Your Old Age Isaiah 46:4,10,11 ESV*
- 25 *Extra Song: God's One, Big Plan*

Bible Truth 3: God Uses It to Save His People

- 26 Bible Verse: For You Have Been Born Again 1 Peter 1:23, ESV

Bible Truth 4: God Uses It to Change His People

- 27 Bible Verse: O, How I Love Your Law Psalm 119:97-98, ESV
- 28 *Extra Bible Verse: For Whatever Was Written Romans 15:4, ESV*

Big Question 2, Bible Truth 2 Overview: Key Concepts

p.1

Unit 2: God's Wonderful Word, the Bible

Unit Big Question (and Answer): "What's so special about the Bible? It alone is God's Word!"

Unit Bible Verse: "This God--His ways are perfect. The word of the LORD proves true. The Lord lives, and blessed be my rock, and exalted be the God of my salvation." Psalm 18:30,46, ESV

Bible Truth 2 Concept: It Tells Us about God and His Plans

Do you know what a plan is? It's thinking about WHAT you want to do before you do it. We make plans most every day. Sometimes our plans work out. Sometimes they don't. That's because our plans are only hopes and guesses.

God makes plans, too, but His plans are different. They always happen. They always work out just like He wants them to. They are all good and perfect, just like He is. Some of God's plans are secrets, but some He has shared with us. Can you guess where they are written down? In the Bible! There in His Word, we can read of wonderful God's plan to love and save people through His Son, Jesus. He would make them His special people. Every day of their lives He planned out to be for their good and His glory—to show how good and great He is. And one day, they will go to live with Him forever, just as He planned. God shares His wonderful plans with us because He wants us to turn to Him and be His special people, too.

Bible Truth 2 Bible Verse: Isaiah 46:9-11

"I am God, and there is no other; I am God, and there is none like me, declaring the end from the beginning and from ancient times things not yet done, saying, 'My counsel shall stand, and I will accomplish all my purpose...I have spoken, and I will bring it to pass; I have purposed, and I will do it.'"

Learn a Little: "I am God, and there is no other... I have purposed, and I will do it."

Meaning

People worship many things, but only the LORD is the one, true God. There is no one like Him! Everything God plans to happen, will happen. Everything God tells us will happen, will happen.

People worship many things as gods, but only the LORD is the one, true God. There is no one like Him! Everything He plans to happen, will happen. Everything He tells us will happen, will happen. Where has God written down many of His plans? Where He has written down the many other words He was spoken: in the Bible! It alone is God's Word. He helped godly people write it down just right. We can trust its every word!

Bible Truth 2 ACTS Prayer

- A** We praise you, God for being so good and perfect. We praise You for making good and perfect plans.
- C** God, You've told us that Your plans are good and perfect, but sometimes we don't trust You. Please forgive us.
- T** Thank You for sharing some of Your good and perfect plans with us. Thank You for making sure that all Your plans happen. Thank You for planning to save people through Jesus.
- S** Work deep inside our hearts. Help us to turn away from our sins and trust in Jesus as our Savior, that we might be Your special people, too. Help us to trust Your good and perfect plans, even when we don't understand them completely. In Jesus' name we pray. Amen.

Bible Truth 2 Story**The Case of the New King**

Matthew 2

Big Question 2, Bible Truth 2 Overview: Key Concepts

p.2

ongs Used in Bible Truth 2

Big Q & A 2 Song

Big Question 2 Song

Big Question 2 Bible Verse Song: As For God, His Way Is Perfect: Psalm 18:30

Big Question 2 Hymn: How Precious Is the Book Divine, v.1

Big Question 2 Praise Song: The Best Book to Read Is the Bible

Bible Truth 2 Bible Verse Song: I Am God and There Is No Other Isaiah 46:9,11

Extra Bible Verse: As the Rain Isaiah 55:10,11 ESV

Extra Bible Verse: For I Know the Plans Jeremiah 29:11,12 ESV

Extra Bible Verse: Even to Your Old Age Isaiah 46:4,10,11 ESV

Extra Song: God's One, Big Plan

1. GETTING STARTED



= follow the stars for a short & simple lesson plan

<p>Intake Activity Ideas</p>	<p>Choose one of these open-ended activities to include children as they join the class:</p>	
<p>Free Play Time <i>suggestions in Appendix D</i></p>	<p>★ Offer your own or some of the easy-to-make, free play activities suggested in Appendix D.</p>	
<p>OR Sing-along Music Time <i>lyrics and sheet music, Appendix A</i></p>	<p>Music from Deep Down Detectives (DDD) ESV Songs 2:</p> <p>Big Q & A 2 Song <i>DDD ESV Songs 2, track 12</i></p> <p>Big Question 2 Song <i>DDD ESV Songs 2, track 13</i></p> <p>Big Question 2 (Unit) Bible Verse Song: Proves True Psalm 18:30,46, ESV <i>DDD ESV Songs 2, track 14</i></p> <p>Extra Big Question 2 (Unit) Bible Verse Song: <i>His Way Is Perfect Psalm 18:30, ESV</i> <i>DDD ESV Songs 2, track 15</i></p> <p>Extra Big Question 2 (Unit) Bible Verse Song: <i>This God, His Way Is Perfect Psalm 18:30,46, ESV</i> <i>DDD ESV Songs 2, track 16</i></p> <p>Extra Big Question 2 (Unit) Bible Verse Song: <i>The Word of the Lord 1 Peter 1:24,25, ESV</i> <i>DDD ESV Songs 2, track 17</i></p> <p>Big Question 2 Hymn: How Precious Is the Book Divine, v.1 <i>DDD ESV Songs 2, track 18</i></p> <p>Big Question 2 Praise Song: The Best Book to Read Is the Bible <i>DDD ESV Songs 2, track 19</i></p> <p>Bible Truth 1 Bible Verse Song: All Scripture Is Breathed Out by God 2 Timothy 3:16-17, ESV <i>DDD ESV Songs 2, track 21</i></p> <p><i>Bible Truth 2 Extra Bible Verse Song:</i> <i>As the Rain Isaiah 55:10,11 ESV</i> <i>DDD ESV Songs 2, track 22</i></p> <p><i>Bible Truth 2 Extra Bible Verse Song:</i> <i>For I Know the Plans Jeremiah 29:11,12 ESV</i> <i>DDD ESV Songs 2, track 23</i></p> <p><i>Bible Truth 2 Extra Bible Verse Song:</i> <i>Even to Your Old Age Isaiah 46:4,10,11 ESV</i> <i>DDD ESV Songs 2, track 24</i></p> <p><i>Bible Truth 2 Extra Bible Verse Song:</i> <i>God's One, Big Plan</i> <i>DDD ESV Songs 2, track 25</i></p> <p><i>Add more fun to Sing-along Music Time by adding a Music, Movement & Memory Activity. These activities are listed on p.10 of this lesson plan with the Response Activities. Instructions found in Appendix B.</i></p>	
<p>OR Bible Verse Memory Game <i>instructions found in Appendix B</i></p>	<p>Lesson 1 Game: Simon Says How</p> <p>Lesson 2 Game: Roll 'n' Toss</p> <p>Lesson 3 Game: Block Clapping</p>	

2. OPENING CIRCLE TIME (introduce the Bible Truth and tell the related Bible story)

<p>Gathering the Children <i>lyrics and sheet music, Appendix A</i></p>	<p>Sing verse 1 of <i>The Classroom Song</i> to gather the children for Circle Time.</p> <p>The Classroom Song, verse 1 <i>DDD ESV Songs 2, track 1</i></p> <p>Let's gather together to worship God, Let's gather together to worship God, Let's gather together to worship God, Come gather here with me!</p>	
<p>Welcome to Deep Down Detectives</p>	<p>★ "Welcome to Deep Down Detectives. We're so glad you've joined us! Detectives are people who look for answers to questions. In Deep Down Detectives, we look for answers to big questions about God. We dig deep down in the truths of God's Word to find them."</p>	

2. OPENING CIRCLE TIME, continued

★ = follow the stars for a short & simple lesson plan

<p>Deep Down Detectives Theme Song</p> <p><i>Lyrics and sheet music, Appendix A</i></p>	<p>"Let's sing our Deep Down Detectives Theme Song."</p> <p>★ Deep Down Detectives Theme Song <i>DDD ESV Songs 2, track 5</i></p> <p>We're Deep Down Detectives, diggin' deep in God's Word, For truths about God and His plans for this world, We're seeking to love Him, with all of our heart, We're Deep Down Detectives! Come on! Let's start!</p>
<p>Classroom Rules Song</p> <p><i>Lyrics and sheet music, Appendix A</i></p>	<p>There are two very important things that Deep Down Detectives do together: we worship God and we love one another. Our Classroom Rules Song reminds us how we should act. Let's sing it."</p> <p>Classroom Rules Song <i>DDD ESV Songs 2, track 6</i></p> <p>Shh, be quiet while someone is talking, Raise your hand, if you have something to say, Don't touch your friend, sitting beside you, Obey your teachers, Be kind as you play. These are our classroom rules, These are our classroom rules, They help us worship God and love one another, These are our classroom rules.</p>
<p>Opening Prayer Time</p> <p><i>Lyrics and sheet music, Appendix A</i></p>	<p>"Children, we need God's help to keep these rules. Let's ask Him to help us right now. Let's get ready and pray."</p> <p>Let's Pray <i>DDD ESV Songs 2, track 7</i></p> <p>1-2-3! Fold your hands, Bow your head, Close your eyes. Let's pray! (<i>repeat</i>)</p> <p>"Let's pray:"</p> <p>★ Opening Prayer</p> <p>Dear Lord, We're so glad to get to gather together to worship You! Please help us keep the classroom rules. Please help us to love You and learn about You today. In Jesus' name we pray. Amen.</p>

2. OPENING CIRCLE TIME, continued



= follow the stars for a short & simple lesson plan

Reveal the Big Question
Introduce the Big Question Box/Briefcase

lyrics and sheet music, Appendix A

“Detectives INVESTIGATE things. That means they ask questions and look for answers. Deep Down Detectives investigate big questions about God. The Big Question we are investigating today is right inside our Big Question Box/Briefcase.

The Big Question Box Song

DDD ESV Songs 2, track 8

We’ve got a big box,
All closed up and locked,
Filled with the truths of God’s Word.

We’ve got a brief case,
There’s no time to waste,
Come on, kids, let’s open it up!

The Big Question under Investigation

VISUAL AID



of BQB

Big Question & Answer Sign, front side

**found in the DDD Unit 2 Visual Aids, ESV Book*

Ok, who would like to open for me and pull out the Big Question?”

Choose a child to open the box/briefcase, take out the Big Question and hand it to you, then hold up the Big Question sign for all the children to see, and say:



The Big Question we are investigating today is Big Question Number 2:

What’s So Special about the Bible?

and the Answer is:

It Alone Is God’s Word!

Big Question Meaning



There are millions of books in the world, but none is like the Bible. It alone is God’s perfect Word! God made sure it was written down just right. It tells us everything we need to know God and to live for Him. It is powerful to do everything God wants it to do. Everything else in this world may come and go, but God’s Word will last forever. It will always prove true.

Big Question Songs

“Let’s sing our Big Question Song:

Big Q & A 2 Song



Big Q & A 2 Song

DDD ESV Songs 2, track 12

(adapted version of “Three Blind Mice”)

lyrics and sheet music, Appendix A

What’s so special about the Bible?
It alone is God’s Word!
It alone is God’s Word!
It’s always true,
It can make you wise,
It can work pow’r’ly in your life.
It alone is God’s Word!
It alone is God’s Word!

2. OPENING CIRCLE TIME, continued

★ = follow the stars for a short & simple lesson plan

Learning about the Big Question



Repeat the Big Question and Answer again:
 "What's So Special about the Bible? It Alone Is God's Word!"

Say: "Hmmm, I wonder what that means... Let's do our action rhyme/sing our song that explains it."

Then do the action rhyme /sing song using any of the optional motions suggested, if desired.

Big Question (Action Rhyme) Song

lyrics and sheet music, Appendix A



Big Question 2 Action Rhyme/ Song

DDD ESV Songs 2, track 13

Refrain:
 What's so special about the Bible?
 It alone is God's Word,
 What's so special about the Bible?
 It alone is God's Word.

There are millions and millions of books
 in the world,
 But only the Bible is God's perfect Word,
 There are millions and millions of books
 in the world,
 But only the Bible is God's perfect Word.

Verse 1
 God's Word was written down perfectly,
 By godly men long ago,
 The Holy Spirit worked through them,
 Inspiring every word they wrote.

Verse 2
 God's Word is powerful and living,
 It changes us, deep inside,
 The Holy Spirit uses it
 To make God's people like Christ.

(POSSIBLE ACTIONS)

hold up a Bible and point to it
Point up to God
hold up a Bible and point to it
Point up to God

make "book" with your hands by placing your flat palms next to each other like an open book

hold up a Bible and point to it
Point up to God

use index of one hand to pretend to write on open palm of the other hand

hold open hands up to God, then bring them down and place on your head

flex arms
touch heart
hold open hands up to God, then bring them down and place over your heart

2. OPENING CIRCLE TIME, continued



= follow the stars for a short & simple lesson plan

Learning the Bible Truth

VISUAL take out

AID



of BQB

VISUAL AID

All the Bible Truths Sign

Knowing that the Bible alone is God's Word is a good beginning, but there's so more to learn. So it's time for us to dig down even deeper for more answers to our Big Question about God. We're going to be learning **FOUR** Bible truths that all tell us more about what makes the Bible so special.

Who would like to hand me the picture with our four Bible truths on it? It's in the Big Question Box/Briefcase? "Choose a child to get it out and hand it to you, then hold it up and show them the pictures of the four truths they will be learning."

Bible Truth Clue

VISUAL take out

AID



of BQB

Bible Truth Clue Sign,

front side

VISUAL AID

After everyone has had a good look, say...

"Ok, we've learned one way the Bible is so special. It's this one: God made sure it was written down just right (Point to pictures as you identify each Bible Truth.) Now let's look at our Bible Truth Clue sign and see if we can figure out which of these four truths we will be learning about today. Who would like to get it out of the Big Question Briefcase for me?"

Choose a child to open the briefcase, take out the Bible Truth Clue sign and hand it to you. Hold up the front side for the children to see. Cover up the answer, written along the bottom, and say:

**"What's So Special about the Bible?
It Alone Is God's Word...
It tells us about God and His ???? !**

Hint

We are missing one word. Here's the hint to what the missing word is. It says: "All the things God will do, but hasn't done yet. It starts with a "p" and it rhymes with the word "man"?"

Can you guess? It's a "plan"!

So the Bible Truth we are learning today is:

(uncover answer from bottom of sign, show it to them and say:)

**"What's So Special about the Bible?
It Alone Is God's Word...
It tells us about God and His PLANS !**

And here is what this Bible Truth means:

Bible Truth Meaning



(read the meaning off of the back of the sign, say:)

Do you know what a plan is? It's thinking about **WHAT** you want to do before you do it. We make plans most every day. Sometimes our plans work out. Sometimes they don't. That's because our plans are only hopes and guesses.

God makes plans, too, but His plans are different. They always happen. They always work out just like He wants them to. They are all good and perfect, just like He is. Some of God's plans are secrets, but some He has shared with us. Can you guess where they are written down? In the Bible! There in His Word, we can read of wonderful God's plan to love and save people through His Son, Jesus. He would make them His special people. Every day of their lives He planned out to be for their good and His glory—to show how good and great He is. And one day, they will go to live with Him forever, just as He planned. God shares His wonderful plans with us because He wants us to turn to Him and be His special people, too.

2. OPENING CIRCLE TIME, continued

★ = follow the stars for a short & simple lesson plan

<p>Learning the Bible Verse</p> <p>The Bible Chant Song</p> <p><i>lyrics and sheet music, Appendix A</i></p>	<p>"And how do I know this is true? God tells me so in His special book, the Bible."</p> <p><i>Say or sing the Bible Chant Song.</i></p> <p>The Bible Chant Song <i>DDD ESV Songs 2, track 9</i></p> <p>The Bible, the Bible, Let's get out the Bible. Let's hear what God has to say. The Bible, the Bible, God's given us the Bible. It's His Word for us to learn and obey! Yay!</p>
<p>Bible Verse</p> <p><i>DDD 2.1 Bible Verse-front side (in the DDD Bible folder)</i></p> <p>VISUAL AID <i>Place verse in take out</i></p> <div style="display: flex; align-items: center;"> <div style="border: 1px solid black; padding: 2px; margin-right: 5px;">#4</div> <div style="border: 1px solid black; padding: 2px; margin-right: 5px;">DDD Bible Folder</div> <div style="border: 1px solid black; padding: 2px; margin-right: 5px;">? Big Question Briefcase ?</div> </div> <p><i>of BQB</i></p> <p><i>DDD Bible Folder</i></p> <p><i>*found in the DDD Unit 2 Visual Aids, ESV Book</i></p>	<p>"Who would like to get our Bible folder out of the Big Question Briefcase for me?"</p> <p><i>Choose a child to open the briefcase, take out the "Bible" folder and hand it to you. Remove the Bible Verse Picture from the "Bible" folder and hold it up for all the children to see, then say:</i></p> <p>Isaiah 46:9-11 tells us:</p> <p>★ Isaiah 46:9-11, ESV</p> <p>"I am God, and there is no other; I am God, and there is none like me, declaring the end from the beginning and from ancient times things not yet done, saying, 'My counsel shall stand, and I will accomplish all my purpose...I have spoken, and I will bring it to pass; I have purposed, and I will do it.'"</p> <p>Learn a Little: "I am God, and there is no other... I have purposed, and I will do it."</p>
<p>Bible Verse Meaning</p>	<p>★ What does that mean?</p> <p>People worship many things, but only the LORD is the one, true God. There is no one like Him! Everything God plans to happen, will happen. Everything God tells us will happen, will happen.</p> <p>People worship many things as gods, but only the LORD is the one, true God. There is no one like Him! Everything He plans to happen, will happen. Everything He tells us will happen, will happen. Where has God written down many of His plans? Where He has written down the many other words He was spoken: in the Bible! It alone is God's Word. He helped godly people write it down just right. We can trust its every word!</p>

2. OPENING CIRCLE TIME, continued



= follow the stars for a short & simple lesson plan

**Bible Verse
Song**

*lyrics and sheet music,
Appendix A*

You might also enjoy:

*As the Rain
Isaiah 55:10,11 ESV
DDD ESV Songs 2,
track 22*

*For I Know the Plans
Jeremiah 29:11,12 ESV
DDD ESV Songs 2,
track 23*

*Even to Your Old Age
Isaiah 46:4,10,11 ESV
DDD ESV Songs 2,
track 24*

*God's One, Big Plan
DDD ESV Songs 2,
track 25*

We've said our Bible verse, now let's sing it!

I Am God and There Is No Other: Isaiah 46:9,11

DDD ESV Songs 2, track 21

I am God, and there is no other;
I am God, and there's none like me,
Declaring the end from the beginning,
From ancient times, things not yet done.
I am God, and there is no other;
I am God, and there's none like me,
I have spoken, and I will bring it to pass,
I have purposed, and I will do it.
Isaiah Forty-six, nine and eleven.

2. OPENING CIRCLE TIME, continued

★ = follow the stars for a short & simple lesson plan

<p>Getting into the Case</p>	<p>"Now it's time to do a bit more deep down investigating. Let's read what Detective Dan wants us to help him figure out. Would someone like to get it out for me?"</p>
<p>Listening Assignments</p> <p>Place in  take out  of BQB</p>	<p>NOTE: Listening assignments are most suitable for ages 3+. Skip straight to the Bible story (see bottom of this page), if working with 2 year olds.</p> <p>"Let's open up our listening assignment and see what we are supposed to figure out today.</p> <p><i>Choose a child to take out the Listening Assignment (from the DDD Bible Folder) and hand it to you. Read Detective Dan's letter to the children that includes the listening assignment. The listening assignments are summarized below:</i></p>
<p>VISUAL AID</p> <p></p> <p>DDD Unit 2 Visual Aids, ESV</p>	<p>Detective Dan's Lesson #1 Listening Assignment:</p> <p>I need to know:</p> <ol style="list-style-type: none"> 1. Who was the new king and who was looking for him? 2. How did they find him?
<p>VISUAL AID</p> <p></p> <p>DDD Unit 2 Visual Aids, ESV</p>	<p>Detective Dan's Lesson #2 Listening Assignment:</p> <p>Our Bible Verse is Isaiah 46:9-11, ESV:</p> <p>"I am God, and there is no other; I am God, and there is none like me, declaring the end from the beginning and from ancient times things not yet done, saying, 'My counsel shall stand, and I will accomplish all my purpose...I have spoken, and I will bring it to pass; I have purposed, and I will do it.'"</p> <p>I need to know:</p> <ol style="list-style-type: none"> 1. Where did God plan for the new king to be born? 2. What did God plan for the new king to do?
<p>VISUAL AID</p> <p></p> <p><i>*Listening Assignment #3 includes the Assignment Sheet, plus 4 clue pictures*</i></p> <p>DDD Unit 2 Visual Aids, ESV</p>	<p>Detective Dan's Lesson #3 Listening Assignment:</p> <p>I found six clues, but two of them are NOT in the story. They are: a little house; a bird; a cross; gold; a teacher; and a palm tree. <i>Hold up each of them for the children to see as you identify them.</i></p> <p>I need to know:</p> <ol style="list-style-type: none"> 1. Which four belong in the story and which two don't? 2. Who worshipped the new king?
<p>Tell the Bible Story</p> <p>Place story & pics in  take out  of BQB</p> <p>DDD Unit 2 Visual Aids, ESV</p> <p>Story text included in this book right after this lesson plan and in Visual Aids book</p>	<p>★ Then say, "Ok, Deep Down Detectives! Put on your best listening ears and see if you can hear the answers to Detective Dan's questions. When I finish telling the story, we will see if we can answer all the questions."</p> <p>★ Bible Story: The Case of the New King Acts 14</p> <p><i>Read the Bible Truth story, putting up the Storyboard Pictures/holding up the Story Scenes as you tell it. Then have the children answer the listening assignment, present the gospel and lead in prayer.</i></p> <p><i>*Answers to questions, the gospel and ACTS prayer are included with the story text.*</i></p>

Lesson Plan: Big Question 2, Bible Truth 2

use with all THREE lessons

2. OPENING CIRCLE TIME, continued



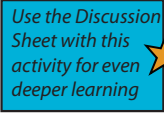

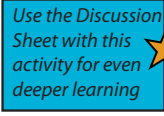

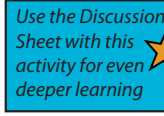

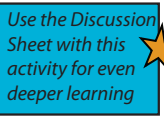

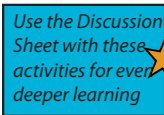

= follow the stars for a short & simple lesson plan

<p>Story Response Song(s)</p> <p>Hymn</p> <p><i>lyrics and sheet music, Appendix A</i></p>	<p><i>As attention span and time allow, you might want to end with one of the following songs which also tie in with the unit. If desired, use the Music and Movement activity ideas while singing (listed with the Response Activities).</i></p> <p>How Precious Is the Book Divine <i>DDD ESV Songs 2, track 18</i></p> <p>Verse 1 How precious is the book divine, By inspiration given; Bright as a lamp its doctrines shine, To guide our souls to heaven.</p> <p>Tie-in: "The Bible is precious. It is very special. There is no other book like it in the whole world. It is divine--that means it's from God. It's inspired--that means God's Holy Spirit helped godly people write it down just right. The Bible is such a great gift to us! God tells us about Himself in it. He tells us how He sent Jesus to save us from our sins. He tells us how He wants us to live for Him. He uses it to help us know how we can become His people and go to live with Him forever in heaven one day.</p>
<p>Praise Song</p> <p><i>lyrics and sheet music, Appendix A</i></p>	<p>Praise Song: The Best Book to Read Is the Bible <i>DDD ESV Songs 2, track 19</i></p> <p>Verse 1 The best book to read is the Bible, The best book to read is the Bible, It alone is God's true Word, With the best news ever heard! Yes! The best book to read is the Bible.</p> <p>Verse 2 The best book to read is the Bible, The best book to read is the Bible, If you read it ev'ry day, God will teach you His ways. Yes! The best book to read is the Bible.</p> <p>Tie-in: "The Bible is the best book to read, because only it alone is God's true word! In it, God tells us about Himself and the good news that He sent Jesus to save us from our sins. In it, He tells us how He wants us to live for Him. How God will bless and change us if we read His book, the Bible, every day!"</p>

3. TAKING ACTION: Response Activities *(choose from among these activities)*

<p>Transition to Activities</p>	<p>★ Well, Deep Down Detectives, you've done a great job diggin' deep down for answers in the truths of God's Word. Now it's time to enjoy some activities."</p> <p><i>Tell children what activity/s you are providing for them: either free play or some of the response activities listed below. When you are ready to dismiss them, Use this song to help the children to transition in an orderly fashion to their next activity.</i></p> <p>"Children, let's sing our Time to Play Song. When we are finished you may get up and walk over to our next activity."</p>
<p>Classroom Song, verse 2</p> <p><i>lyrics and sheet music, Appendix A</i></p>	<p>Classroom Song, verse 2 <i>DDD ESV Songs 2, track 2</i></p> <p>We've gathered together to worship God, We've gathered together to worship God, And now it's time to play.</p> <p><i>Dismiss the children to whatever activities you have prepared for them to do.</i></p>

3. TAKING ACTION: Response Activities (choose from among these activities) ★ = short & simple lesson plan

<p>Response Activities</p>	<p>Choose one or more activities appropriate for your children, based on classroom time and developmental needs. Add the Discussion Sheet to any activity for deeper learning. ★</p>
<p>Bible Verse Memory Game</p> <p><i>game directions, Appendix B</i></p>	<p>Though listed with the opening activities, you may choose to use this Bible verse game here instead (or as a repeat).</p> <p>Lesson 1 Game: Simon Says How Lesson 2 Game: Roll 'n' Toss Lesson 3 Game: Block Clapping</p> <p> ★ </p> <p>Discussion Questions</p>
<p>Music, Movement & Memory Activity</p> <p><i>game directions, Appendix B</i></p>	<p>A music activity that uses the songs from the Bible Truth and Big Question unit.</p> <ul style="list-style-type: none"> • DDD Songs for this Bible Truth, plus: • Lesson 1 Activity: Freeze Frame • Lesson 2 Activity: Egg Shakers • Lesson 3 Activity: Jingle Bell Hands <p> ★ </p> <p>Discussion Questions</p>
<p>Bible Story Review Game</p> <p><i>game directions, Appendix B</i></p>	<p>A game that uses the storyboard pictures from the story to review the story.</p> <ul style="list-style-type: none"> • Lesson 1 Game: Treasure Hunt • Lesson 2 Game: Look Who's Coming Down the Track • Lesson 3 Game: Can You Remember? <p> ★ </p> <p>Discussion Questions</p>
<p>Coloring Pages/ Take Home Sheets</p> <p><i>in Appendix C</i></p> <p>★</p>	<p>A coloring page related to the lesson assignment question is provided for each lesson. On the back of each are the key concepts, a few questions and a song for parents to use with their children.</p> <p>NOTE: Upgrade your coloring sheet to a more interesting craft by offering simple embellishments, such as jiggly eyes, craft sand, glitter, glitter glue, colored paper dots (made with a hole punch), fabric scraps, etc. Make cut-to-size glued-on clothes, hair, etc for characters by using a copy of the coloring sheet, cutting out the selected portions and making them the patterns for whatever you want to cut out of fabric, paper, foil, etc.</p> <ul style="list-style-type: none"> • Lesson 1 Coloring Sheet Emphasis: Bible Truth • Lesson 2 Coloring Sheet Emphasis: Bible Verse • Lesson 3 Coloring Sheet Emphasis: ACTS Prayer <p> ★ </p> <p>Discussion Questions</p>
<p>Extra Crafts: Big Question Craft</p> <p><i>in Appendix C</i></p> <p>Bible Verse Craft</p> <p><i>in Appendix C</i></p> <p>Bible Story Puzzle</p> <p><i>in Appendix C</i></p>	<p>These crafts are slightly more complex than the coloring/take home sheets:</p> <p>The Bible Concept Go-and-Tell Craft is a craft that summarizes the Bible concept and includes the Bible verse. It is included for those desiring more than a coloring sheet. This more complex craft will involve gluing, sticking, etc. Can be used at any time.</p> <p>The Bible Story Coloring Sheet provides a tie in between the Bible story and the Bible truth they are learning.</p> <p>The Storyboard Picture Placement Page has been made into a puzzle that can be cut out and re-assembled by the children. This provides a nice summary of the Bible story.</p> <p> ★ </p> <p>Discussion Questions</p>
<p>Free Play Activities ★</p> <p><i>ideas in Appendix D</i></p>	<p>Offer your own or some of the easy-to-make, free play activities suggested in Appendix D.</p>

4. CLOSING CIRCLE TIME *(End-of-session activities for the last 5-10 minutes of class time)*

★ = short & simple lesson plan

<p>Transition to Closing Circle</p> <p>Classroom Song, verse 3</p> <p><i>lyrics and sheet music, Appendix A</i></p>	<p><i>Use this song to help the children to transition in an orderly fashion. Start singing this song and ask the children to gather with you for Closing Circle Time.</i></p> <p>Classroom Song, verse 3 <i>DDD ESV Songs 2, track 3</i></p> <p>It's time to get ready to go and tell, It's time to get ready to go and tell, Come gather here with me.</p>
<p>Closing Circle Time</p> <p>Classroom Song, verse 4</p> <p><i>lyrics and sheet music, Appendix A</i></p>	<p><i>When children are settled in the circle, say:</i></p> <p>"It's almost time for your parents to come pick you up. And do you know what that means? It means.... (draw this out to build anticipation and excitement)...that it's almost time to go home and....it's almost time to...Go and Tell! We have learned some big news about God today. God wants us to take and tell it to the whole world!"</p> <p>Classroom Song, verse 4 <i>DDD ESV Songs 2, track 4</i></p> <p>So what's our big news to go and tell, So what's our big news to go and tell, Can you tell me now?</p>
<p>Big News to Tell</p> <p>Big Question 2 <i>VISUAL AID</i></p> <p style="text-align: center;">#1</p> <p><i>*found in the DDD Unit 2 Visual Aids, ESV Book lyrics and sheet music, Appendix A</i></p> <p>Big Question 2, Bible Truth 2 <i>VISUAL AID</i></p> <p style="text-align: center;">#3</p>	<p>"Let's see....there's so much big news to tell! There's so much we've learned!</p> <p>First of all, can you tell me the answer to our Big Question: "What's so special about the Bible?" <i>Hold up the Bible Truth Clue Picture.</i></p> <p>Say the answer with me: "It alone is God's Word!"</p> <p><i>(If desired, you can sing one/both of the Big Question songs.)</i> <i>DDD ESV Songs 2, tracks 12,13</i></p> <p>And what's one way the Bible is special? What did we learn? <i>Point to the picture.</i></p> <p>It tells us about God and His plans!"</p> <p>"And how do I know this is true? Can you tell me? Say it with me: "The Bible tells me so!" That's right!</p>
<p>Big Question 2, Bible Truth 2 Bible Verse</p> <p><i>VISUAL AID</i></p> <p style="text-align: center;">#4</p> <p><i>*found in the DDD Unit 2 Visual Aids, ESV Book lyrics and sheet music, Appendix A</i></p>	<p>We learned: Isaiah 46:9-11, ESV:</p> <p>"I am God, and there is no other; I am God, and there is none like me, declaring the end from the beginning and from ancient times things not yet done, saying, 'My counsel shall stand, and I will accomplish all my purpose...I have spoken, and I will bring it to pass; I have purposed, and I will do it."</p> <p>Learn a Little: "I am God, and there is no other... I have purposed, and I will do it."</p> <p>What does that mean?</p> <p>People worship many things, but only the LORD is the one, true God. There is no one like Him! Everything God plans to happen, will happen. Everything God tells us will happen, will happen. Where has God written down many of His plans? In the same book where He has written down the other words He has spoken: in the Bible! It alone is God's Word. God helped godly people write it down just right. We can trust its every word!</p> <p><i>(If desired, you can sing the Bible verse song.)</i> <i>DDD ESV Songs 2, track 21</i></p>

4. CLOSING CIRCLE TIME, continued



= follow the stars for a short & simple lesson plan

<p>Closing ACTS Prayer Time</p> <p>ACTS Prayer Chant</p> <p><i>lyrics and sheet music, Appendix A</i></p>	<p><i>Let's ask God to help us to remember this and even tell others this good news. Let's get ready and pray our ACTS prayer.</i></p> <p><i>And what does ACTS mean? Let's sing/say our ACTS Prayer Chant!</i></p> <p>ACTS Prayer Chant Song <i>DDD ESV Songs 2, tracks 10,11</i></p> <p>A, Adoration: God, we praise You! C, Confession: Forgive us our sins. That's the ACTS prayer, my friend, T, Thanksgiving: Thank You for Jesus, Bow head, Close your eyes, Shhh, S, Supplication: Help us to live like Him. Let's begin!</p>
<p>Closing ACTS Prayer</p>	<p>"Let's pray!"</p> <p><i>Lead the children in the ACTS prayer for this Bible Truth.</i></p> <p>A We praise you, God for being so good and perfect. We praise You for making good and perfect plans.</p> <p>C God, You've told us that Your plans are good and perfect, but sometimes we don't trust You. Please forgive us.</p> <p>T Thank You for sharing some of Your good and perfect plans with us. Thank You for making sure that all Your plans happen. Thank You for planning to save people through Jesus.</p> <p>S Work deep inside our hearts. Help us to turn away from our sins and trust in Jesus as our Savior, that we might be Your special people, too. Help us to trust Your good and perfect plans, even when we don't understand them completely.</p> <p>In Jesus' name we pray. Amen.</p>
<p>5. TAKING IT HOME <i>(Take Home Sheet)</i></p>	
<p>Clean up and Dismissal</p>	<p>★ "Now it's time to work together and clean up." <i>Have the children join you in cleaning up the room.</i></p>
<p>Coloring Pages/ Take Home Sheets</p> <p><i>in Appendix C</i></p>	<p>★ <i>Give out the craft/take home sheet and any other papers from the session, as you dismiss children from class.</i></p> <p><i>(Reminder: The back side of the coloring page is the take home sheet for each lesson.)</i></p>
<p>Bible Story to Take-Home</p> <p><i>in Appendix C</i></p>	<p>You may also want to include a copy of the story along with the take home sheet. (However, each coloring sheet/take home sheet includes a note to parents telling them where they can download the story from the parents' resources section on the website.)</p>

The Case of the New King*Matthew 2***Story-telling Tips**

Ahead of time:

1. Read the Bible verses and story. Pray!
2. Choose story action cues and prepare storyboard figures/Story Scenes, if using. (In Visual Aids book)
3. Practice telling story with the storyboard figures/Story Scenes, timing your presentation. Shorten, if necessary.

During your presentation:

1. Maintain as much eye contact as possible as you tell the story.
2. Put up storyboard figures/add story action cues/hold up Story Scenes as you tell the story. Allow the children to help you put them on the board, if desired.
3. Include the children in your story with a few questions about what they think will happen or words/concepts that might be new to them.
4. Watch the kids for signs that their attention span has been reached. Shorten, if necessary.

INTRODUCTION/ LISTENING ASSIGNMENTS

“Our story is called: The Case of the New King. Here is your listening assignment... ” *Read from Detective Dan’s Listening Assignment signs, but questions are summarized below:*

Detective Dan’s Lesson #1 Listening Assignment:

I need to know:

1. **Who was the new king and who was looking for him?**
2. **How did they find him?**

Detective Dan’s Lesson #2 Listening Assignment:**Our Bible Verse is Isaiah 46:9-11, ESV:**

“I am God, and there is no other; I am God, and there is none like me, declaring the end from the beginning and from ancient times things not yet done, saying, ‘My counsel shall stand, and I will accomplish all my purpose...I have spoken, and I will bring it to pass; I have purposed, and I will do it.’”

I need to know:

1. **Where did God plan for the new king to be born?**
2. **What did God plan for the new king to do?**

Detective Dan’s Lesson #3 Listening Assignment:I found six clues, but two of them are **NOT** in the story.

They are: a little house; a bird; a cross; gold; a teacher; and a palm tree.

Hold up each of them for the children to see as you identify them.

I need to know:

1. **Which four belong in the story and which two don’t?**
2. **Who worshipped the new king?**

Read the assignment questions, THEN SAY,

“Ok, Deep Down Detectives! Put on your best listening ears and see if you can hear the answers to Detective Dan’s questions. When I finish telling the story, we will see if we can answer all the questions.”

Read the Bible Truth story, answer questions, present the gospel and lead in prayer.

Listening Assignments answers; the gospel; and, an ACTS prayer are included with the story text at the end.

The Case of the New King *Matthew 2**Story with lines separating paragraphs (text in bold, optional interaction cues in italics)*

“Have you heard the exciting news? Have you seen who has come to town?” the people of Jerusalem asked each other. **“Magi! Important men from a faraway land are here! And they’re asking the most amazing question: ‘Where is your new king? We saw a bright, new star in the sky. It tells us that he’s been born and must be very great. Take us to him so we can worship him,’ they say! Can you iMagine that! A great, new king of the Jews has been born! Where is he? What could this mean!?”** everyone in Jerusalem wondered.

Who do you think this new king is? Do you know his name? It’s Jesus!

Now it made perfect sense for the Magi to come to Jerusalem. This was where the kings of the Jews had been born and had lived for years, and years, and years! And there most certainly was a king living there right now, up in his magnificent palace. His name was King Herod the Great.

Why was Herod called “the Great?” Well, he certainly lived a great, rich life in his great, rich palace. He even did some great things. So, yes, perhaps in a way he was a great king.

But Herod was not THE great king of the Jews, the one the Magi were trying to find. For you see, King Herod only ruled as king OVER the Jews. He was not the real king of the Jews. He was really just an enemy who had been put in place to rule over the Jews as king. And oh, how Herod loved having big, kingly power to rule over them however he wanted!

What is something that you might enjoy about being king, if you were one?

So, when Herod heard the news about the important Magi coming to worship the new, baby king of the Jews, he was not happy at all! Not one...little...bit! He was UPSET...and very worried!

“What if there really isa new king?” thought Herod. **“What if he really is great...greater than ME? What if he is the Christ, the great King the Jews believe God will send one day to save them?”** he worried. **“This new king might get rid of me and take away my magnificent palace! Then HE would be king of the Jews. I cannot let that happen! I want to be king. I must get rid of this baby,”** thought the king. **“I must find out more and make a plan! There will be no new king! I will see to that!”** Herod decided.

Do you think it would be hard to stop being a king and let someone else be king instead?

But if King Herod was to get rid of this new king, he would first have to find him first. But, how? HE didn’t know where the child was. The PEOPLE didn’t know where he was. Not even the Magi and their star knew where he was. How could this baby ever be found?!!

Where do you think he should look?

There was just one place to look. In a book. A very old, very special book. God’s Book. What was it called? The Bible! Long ago, God had godly men write down many of His plans for this world, including His promise to send the Christ, the great Savior-King. Perhaps God had told where this king would be born in God’s Word, the Bible, Herod hoped.

“Get the teachers of God’s Word, and bring them to me!” Herod demanded. **“I must speak to them at once.”**

Story with lines separating paragraphs (text in bold, optional interaction cues in italics)

So, Herod gathered together all the teachers of God’s Word. “Where is the Christ, God’s great Savior-King, supposed to be born?” he asked them.

Do you know where the Christ, God’s great Savior-King was to be born? In Bethlehem!

The teachers knew just where to look. They knew God’s promises well. They had been waiting and waiting for this special Savior-King to come. “Bethlehem. That’s where the Savior-King is to be born,” they replied. “That’s what God promised in His Word many years ago,” the teachers told Herod.

“Ah, ha! Bethlehem! That’s not far from here at all! I will find this child and get rid of him before he grows up and gets rid of ME!” King Herod thought. “But I must be sneaky about this. I’ll use these Magi to help me, without them even knowing it,” he decided.

Herod called for the Magi, and said, “Go to Bethlehem and search carefully for the young child. When you find him, come back and report to me. I want to go worship him, too,” he lied. What a terrible, tricky plan Herod had made! How he hoped it would work!

The Magi obeyed Herod. They set out across the hills of Judah for the village of Bethlehem. What would they find? Would the promise God made through so many years ago really come true? Could God’s Word really be trusted?

What do you think? Would God’s Word be true?

The beautiful star of the king, itself, seemed to sparkle out a big, bright, beautiful “yes” from the night sky! The star went before the Magi all the way to Bethlehem and shone down upon a little house. Who would they find there? Was this really the home of THE great king? Could it be? The door opened and who did they see...

Can you guess?

They saw Mary, Joseph and little Jesus. God’s Word had been true! It could be trusted! Here was the great king!

The Magi fell down on their knees and worshipped Jesus. They gave him their expensive gifts of gold, frankincense and myrrh. How happy they were to have found the special Savior-King at last!

But what about King Herod and his evil plans? Would he really get rid of the Christ, the Savior-King? No, he would not! No, he COULD not! Herod could make all the plans he wanted; but, he was just a man. God’s Word was filled with God’s plans for Jesus, the Savior-King, and it would always prove true! God warned the Magi and they never went back to King Herod in Jerusalem. They went back home another way.

God sent an angel to warn Jesus, Mary and Joseph in a dream, too. They left Bethlehem before Herod could find them. Herod’s plans failed. God’s plans came true. They always will! God always wins!

Story with lines separating paragraphs (text in bold, optional interaction cues in italics)

Just as God had planned, Jesus would grow up to be a man. He would show everyone what God is like. He would teach them about God. He would show God's great power in the wonderful things He did. Jesus would live a perfect life; and then, He would do the most amazing thing of all. He would choose to give it up as the perfect payment for the sins of God's people, as He suffered and died on the cross. On the third day, He would rise from the dead in victory and go back to heaven to rule. All, just exactly as God promised in His Word.

And that's the way it always will be with all of God's plans, written down in the Bible. They will always come true, just as God tells us they will. You can always count on that!

Let's cheer for God and His Word, the Bible! His plans always come true!

Cracking the Case: (story wrap-up for Listening Assignments)

It's time to see how we did with our Listening Assignment.

Detective Dan's Lesson #1 Listening Assignment:

I need to know:

1. Who was the new king and who was looking for him?

Jesus was the new king. The Magi (and King Herod) were looking for him.

2. How did they find him? The Bible, God's Word, told them where He would be born.

For You and Me:

The Magi found God's Word to be true. It told them of God's plans to send a Savior; and, it told them where He would be found. But the most wonderful of God's plans written down in the Bible was what God had planned for that Savior to do. This Savior-- Jesus-- would choose to suffer and die on the cross to save all who turn from their sins and trust in Him as their Savior. That's a plan that God wants you and me to be a part of. Ask Him to help you do this. He loves to answer this prayer!

Detective Dan's Lesson #2 Listening Assignment:**Our Bible Verse is Isaiah 46:9-11:**

"I am God, and there is no other; I am God, and there is none like me, declaring the end from the beginning and from ancient times things not yet done, saying, 'My counsel shall stand, and I will accomplish all my purpose...I have spoken, and I will bring it to pass; I have purposed, and I will do it.'"

I need to know:

1. Where did God plan for the new king to be born?

Bethlehem.

2. What did God plan for the new king to do? He planned for the new king to save God's people from their sins.

For You and Me:

From before the beginning, God planned to send Jesus to save His people from their sins. And nothing would ever get in the way of that plan! God's wonderful plan can be for us, too. How? When we turn away from our sins and trust in Jesus as our Savior. Ask Him to help you do this. He loves to answer this prayer!

Detective Dan's Lesson #3 Listening Assignment:

I found six clues, but two of them are **NOT** in the story. They are: a little house; a bird; a cross; gold; a teacher; and a palm tree.

Hold up each of them for the children to see as you identify them.

I need to know:

1. Which four belong in the story and which two don't? The little house, the cross, the gold and the teacher belong in the story. The bird and the palm tree do not.

2. Who worshipped the new king?

The Magi worshipped Jesus, the new king.

For You and Me:

The Magi worshipped Jesus when he was just a little child. They only saw a little part of God's great, big plan for Jesus. We know so much more of God's plan and have so much more to worship Him for. We know that Jesus would give up His life as the perfect payment for the sins of God's people. He would be their Savior. He can be our Savior, too, if we turn away from our sins and trust in Jesus as our Savior.

The Gospel (story wrap-up if NOT using Listening Assignments)**Our Bible Truth is:**

What's So Special about the Bible?

It Alone Is God's Word...

it tells us about God and His plans!

How good it is that God's plans always come true! How good it is that no one can stop them! God promised us in His Word, the Bible, that He would send a Savior-King to save us and He did! Because of Jesus, we can have our sins forgiven and become some of God's people! Ask God to help you to turn away from your sins and trust in Jesus as your Savior. He loves to answer these prayers.

Close in prayer.

Closing ACTS Prayer

- A** We praise you, God for being so good and perfect. We praise You for making good and perfect plans.
- C** God, You've told us that Your plans are good and perfect, but sometimes we don't trust You. Please forgive us.
- T** Thank You for sharing some of Your good and perfect plans with us. Thank You for making sure that all Your plans happen. Thank You for planning to save people through Jesus.
- S** Work deep inside our hearts. Help us to turn away from our sins and trust in Jesus as our Savior, that we might be Your special people, too. Help us to trust Your good and perfect plans, even when we don't understand them completely.

Deep Down Discussion Sheet

use with all THREE lessons

Use with all response activities for deeper learning



P.1

Questions to aid discussion of the key concepts and for use in games

Be familiar with these questions and answers. Look for opportunities to ask questions and discuss their answers, such as while the children work on their coloring pages, as part of their response games, or during play time. Remember: your goal isn't to ask all these questions or only talk to the children about these things. It is to be deliberate in having good conversations with the children as you are able.

<p>BIG QUESTION</p> <p>Meaning</p> <p>Discussion Questions</p>	<p>What's So Special about the Bible? It Alone Is God's Word!</p> <p>There are millions of books in the world, but none is like the Bible. It alone is God's perfect Word! God made sure it was written down just right. It tells us everything we need to know God and to live for Him. It is powerful to do everything God wants it to do. Everything else in this world may come and go, but God's Word will last forever. It will always prove true.</p> <p><i>choose a few</i></p> <ol style="list-style-type: none"> 1. What's so special about the Bible? <i>It alone is God's Word!</i> 2. How many books are there in the world? <i>Millions!</i> 3. How many books are like the Bible? <i>None!</i> 4. Why is the Bible different from all the other books in the world? <i>It alone is God's Word.</i> 5. What does the Bible tell us about God? <i>Everything we need to know.</i> 6. What does the Bible tell us about how we should live? <i>Everything we need to know.</i> 7. What is the Bible powerful to do? <i>Everything God wants it to do.</i> 8. Will the things in this world last forever? <i>No, they won't. They will come and go.</i> 9. How long will God's Word last? <i>Forever!</i> 10. What will always prove true? <i>The Bible! It is God's perfect Word.</i> 11. Who can help me to understand God's Word, the Bible? <i>God can.</i>
<p>BIBLE TRUTH</p> <p>Meaning</p> <p>Discussion Questions</p>	<p>The Bible Alone is God's Word...It tells us about God and His plans!</p> <p>Do you know what a plan is? It's thinking about WHAT you want to do before you do it. We make plans most every day. Sometimes our plans work out. Sometimes they don't. That's because our plans are only hopes and guesses. God makes plans, too, but His plans are different. They always happen. They always work out just like He wants them to. They are all good and perfect, just like He is. Some of God's plans are secrets, but some He has shared with us. Can you guess where they are written down? In the Bible! There in His Word, we can read of wonderful God's plan to love and save people through His Son, Jesus. He would make them His special people. Every day of their lives He planned out to be for their good and His glory—to show how good and great He is. And one day, they will go to live with Him forever, just as He planned. God shares His wonderful plans with us because He wants us to turn to Him and be His special people, too.</p> <p><i>choose a few</i></p> <ol style="list-style-type: none"> 1. What is a plan? <i>It's thinking about what you want to do before you do it.</i> 2. Do our plans always happen? <i>No.</i> 3. Do God's plans always happen? <i>Yes!</i> 4. Where has God written down His plans for us to know? <i>In His Word, the Bible.</i> 5. Who did God plan to save through Jesus? <i>All who would turn from their sins and trust in Jesus as their Savior.</i>
<p>THE GOSPEL</p>	<p>What is the best plan that God tells us about in the Bible? <i>The plan to save us! It's the gospel! Even though we are sinners who deserve God's punishment for our sins, God sent His Son to save us. Jesus lived a perfect life, then He offered it as full payment for sins, when He suffered and died on the cross. On Day Three, He rose from the dead. He had beaten sin and death for God's people! God invites us to become His people, by turning away from our sins and trusting in Jesus as our Savior. If we do, His Holy Spirit will come live in our hearts, so we can know and love God now. And one day, go to live with God in heaven forever. That will be best of all!</i></p>

Deep Down Discussion Sheet

use with all THREE lessons

P.2

Questions to aid discussion of the key concepts and for use in games

<p>BIBLE TRUTH BIBLE VERSE</p>	<p>"I am God, and there is no other; I am God, and there is none like me, declaring the end from the beginning and from ancient times things not yet done, saying, 'My counsel shall stand, and I will accomplish all my purpose...I have spoken, and I will bring it to pass; I have purposed, and I will do it.'" --Isaiah 46:9-11, ESV</p>
<p>Meaning</p>	<p>Learn a Little: "I am God, and there is no other... I have purposed, and I will do it."</p> <p>People worship many things, but only the LORD is the one, true God. There is no one like Him! Everything God plans to happen, will happen. Everything God tells us will happen, will happen. Where has God written down many of His plans? In the same book where His many other words are written: in the Bible! It alone is God's Word. God helped godly people write it down just right. We can trust its every word!</p>
<p>Discussion Questions</p>	<ol style="list-style-type: none"> 1. Who is God? What is His name? <i>The LORD.</i> 2. How many other gods are there besides the LORD? <i>There are no other gods!</i> 3. What happens when God plans something? <i>It always happens.</i> 4. When does God know how everything will turn out? <i>He knew it from long ago. He even knows it before the world began!</i> 5. Where has God written down His plans for us to read about? <i>In the Bible.</i> 6. Who did God have write down His plans? <i>Godly people--people who know and love Him.</i> 7. Can we trust the Bible? <i>Yes, we can! Every single word.</i> 8. Why can we trust the Bible? <i>Because God made sure it was written down just right.</i>
<p>BIBLE STORY</p>	<p>The Case of the New King <i>Matthew 2</i></p>
<p>Discussion Questions</p>	<ol style="list-style-type: none"> 1. Who were the exciting strangers who came to Jerusalem? <i>Magi--important men.</i> 2. Where did the strangers come from? <i>From another country to the east of Israel.</i> 3. What did they see in the sky? What did it mean to them? <i>A special star. It meant that a new, great king was born in Israel.</i> 4. Who were the strangers looking for? <i>The new king of the Jews.</i> 5. Why did they come to Jerusalem for the new king? <i>Because Jerusalem was where the kings of Israel had been born and had lived for many years.</i> 6. What did King Herod think when he heard who the Magi were looking for? <i>He was worried.</i> 7. How did King Herod find out where the child was to be born? <i>He asked the teachers.</i> 8. Why did teachers look in the Bible to find out where the child was born? <i>They believed it was God's Word. It told them about God and His plans. They could trust it to tell them where this special Savior-King from God would be born.</i> 9. Where was the Savior-King to be born? <i>Bethlehem.</i> 10. What did God plan for this child to do? <i>To be our Savior.</i> 11. What did King Herod plan to do to this child? <i>He wanted to get rid of him.</i> 12. What did King Herod tell the Magi to do when they found the child? <i>To come back and tell him so he could worship the child, too.</i> 13. What led the Magi to where the child lived? <i>The special star that God put in the sky.</i> 14. What did the Magi find when they went to the house? <i>Mary, Joseph and little Jesus.</i> 15. Why didn't the Magi go back to King Herod? <i>God warned them in a dream not to go back to Herod.</i> 16. Whose plans worked out: King Herod's or God's? <i>God's.</i> 17. When do God's plans work out? <i>Always!</i> 18. Why can we always trust in God to make His plans written in the Bible to work out? <i>Because God is God! He is all-powerful and wise. He made sure His plans were written down just right in the Bible. And, He makes sure His plans all happen, just as He wants them to.</i>
<p><i>choose a few</i></p>	