

# **DEEP DOWN DETECTIVES**

**Curriculum Resources  
for Unit 9, Bible Truth 6:**



**What Did Jesus Come to Do?  
Jesus Came to Bring Us to God...**

**He Went Up to Rule in Heaven!**

## Session Prep (especially good for newbies!)

### Pray!



Pray for the Holy Spirit to be at work in your and the children's hearts.

### Review



If new to the curriculum, look at the **Getting Started with Deep Down Detectives section of the Core Curriculum book.** (p.5) It will be especially helpful to read through the Deep Down Detectives section of **The Praise Factory Tour: Extended Version Book.** This is a visual way to understand what goes on in the classroom. (A pdf of the book is found in the samples section on the website.)

### Look through and Learn the Lesson



Read over **lesson plan.** Practice any **songs or action rhymes** you are using. Choose/make up motions to go with these. Choose less with younger children and more with older preschoolers. **Practice the lesson with the visual aids** and using the Big Question Box/Briefcase.

### Read and Rehearse the Bible Story with Pictures



Read the Bible story from the Bible. Read the curriculum version. Practice telling it with the storyboard pictures. (If you have not previously laminated the story pictures, do that now.) Or, rehearse it from the Simple Story Scenes, if you are using those.

### Let There Be Music



Download the music and listen to the songs. Choose which of the songs you will use with the children. If using live musicians, make sure they have the sheet music (Appendix A, Core Curriculum book).

### Put the Props in Place



1. Prepare your Visual Aids. Put the Big Question, Unit Bible Truths, Bible Truth, Bible Verse, and Listening Assignment signs, as well as the Bible Story script in one side of the Bible folder.
2. Get out your storyboard. If using Simple Story Scenes, put these in your Bible Folder. Or, if using the individual storyboard figures, put all background pictures in place (they have a BG by the number). Put the rest of the storyboard pictures (these have a SB by the number) in order of use in the other side of the Bible folder.
3. Put the DDD Bible Folder as well as the Big Question sign in the Big Question Box/Briefcase and shut it. If your box/briefcase has locks and you want to use the unlocking the box as part of your session, lock it now....but make sure you have the key or know the code first.
4. Prepare the music CD or sheet music or mp3 device for use in your session.

### Set Out Free Play Activities



Choose and set up free time activities you will use with the children. Choose a variety of different activities that will be enjoyed by different types of children. Rotate the activities you provide to keep them interesting and fresh to your children. (Suggestions in Appendix D, Core Curriculum books.)

### Prepare Any Activities



Choose which (if any) of the Bible Truth games and crafts activities you want to use in the session. Bear in mind your time frame as well as the developmental abilities and attention span of your children as you decide which/how many to prepare. **Look over the Discussion Sheet** and choose a few questions you might use to spark discussion with the children as they do their activities (especially good for ages 3's+). Pray for God to give you opportunities to talk about these things with the children.

### Let Them Take It with Them



Make copies of the craft/take home sheets, if you are not already using them as one of your activities. You may also want to make copies of the story (see take-home version of each story included in Appendix C with the other take home resources) to have for parents to use with their children at home. There's a link on each craft/take home sheet to the story, if you don't make hard copies.

### Store It



After your session is over, collect the resources and store them for future use. This curriculum can be used over and over for years to come.

## Unit 9: Jesus, Immanuel, God with Us

### UNIT OVERVIEW

In the beginning, God created the world perfectly and people had a wonderful, special closeness with Him. Yes, it was perfect wonderfulness knowing God and living in His world. It could have lasted forever... but it did not. It was broken when people disobeyed God. The big Bible word for disobeying God is sin. So much in this world is not perfect or wonderful anymore. When we look around us, we can see the sadness that sin brought into God's good world long ago. We've lost the special closeness with God, too. We can see it when we look inside our heart. Yes, when sin came into the world it spoiled so many things.

Would all this sin and sadness last forever? People certainly deserved it to. After all, they had turned their backs on God. They had chosen to live life their own way instead of God's good way. Now they actually deserved God's punishment, not His love, for what they had done. But God is so kind and treats us so much better than we could ever deserve. So even way back then in the beginning, God had an amazing plan to rescue us. He promised to send a Savior—a special person who would rescue us from the sin and sadness, and bring us back to Him and His love. Who was that Savior? God's Son, Jesus. Yes, Jesus came to bring us to God.

In this unit, we will learn six truths about Jesus, our Savior.

### UNIT BIBLE VERSE: 1 Peter 3:18, ESV

"Christ died for sins once for all, the righteous for the unrighteous, to bring you to God."

### BIG QUESTION UNDER INVESTIGATION: What Did Jesus Come to Do?

**ANSWER:** Jesus Came to Bring Us to God!

#### OPTIONAL Big Question 9 INTRODUCTION LESSON (Use Hide 'n' Seek Kids Unit 9 Material)

Story: The Case of the Son Who Came Down *The Gospels*

Bible Verse: 1 Peter 3:18

#### BIBLE TRUTH 1: He Left His Home in Heaven to Save Us (3 Lessons Available)

Story: The Case of the Lover Who Left It All Behind *Luke 1-2; John 1,6*

Bible Verse: John 6:38

#### BIBLE TRUTH 2: He Never, Ever Disobeyed God (3 Lessons Available)

The Case of the Man Who Never Said "No" *The Gospels; Hebrews 4*

Bible Verse: Hebrews 4:15

#### BIBLE TRUTH 3: He Taught about God and Did Amazing Things

(3 Lessons Available)

Story: The Case of the Eyewitness *Luke 4:31ff; 5; 9:28-36; 11:23-24; John 2; 6:16-21; 11*

Bible Verse: John 6:68-69

#### BIBLE TRUTH 4: He Died on the Cross for the Sins of God's People (3 Lessons Available)

Story: The Case of the Great Price *Matthew 27; Mark 15; Luke 23; John 19*

Bible Verse: Hosea 13:14

#### BIBLE TRUTH 5: He Rose from the Dead (3 Lessons Available)

Story: The Case of the Unexpected Ending *Matthew 27-28; Mark 15-16; Luke 24; John 20-21*

Bible Verse: Luke 24:5-6



#### BIBLE TRUTH 6: He Went Up to Rule in Heaven (3 Lessons Available)

Story: The Case of the Fluffy Farewell *Matthew 27-28; Mark 15-16; Luke 23-24; John 19-20; Acts 1*

Bible Verse: Philippians 2:9-11

## Deep Down Detectives NIV Songs 9 Track Numbers

This is a listing of all songs mentioned in the unit curriculum. You may or may not choose to use all of the songs. They are listed in easy-reference order--NOT in the order used in the curriculum.

You may choose to simply burn a CD/load them onto an mp3 device in this order. Or, you may want to do what we do: choose the songs we want to use and create a play list of them in that order. Then, we burn a CD/upload the play list onto an mp3 device. A teacher only has to click forward to the next song, instead of hunting for the right track. The track number have been included as part of the title of each song, teachers will still have a reference to the track number listed in the curriculum (same as those listed below), even if you change the order on your customized play list.

### SONGS USED EVERY UNIT OF THE CURRICULUM

- 1 The Classroom Song v.1
- 2 The Classroom Song v.2
- 3 The Classroom Song v.3
- 4 The Classroom Song v.4
- 5 Deep Down Detectives Theme Song
- 6 The Classroom Rules Song
- 7 Let's Pray Song
- 8 The Big Question Box Song
- 9 The Bible Chant Song
- 10 ACTS Prayer Song (Short Version)
- 11 ACTS Prayer Song (Full Version)

#### Why the Extra Songs?

Deep Down Detectives is a curriculum used by a wide age-span of kids. Sometimes one of the other songs is a better fit for your kids. Or, you may simply want to teach them more songs on the same Bible Truth. Use as many or as few as you want.

### UNIT 9: JESUS, IMMANUEL, GOD WITH US

- 12 Big Q & A 9 Song
- 13 Big Question 9 Song: What Did Jesus Come to Do?
- 14 Big Question 9 Bible Verse Song: Christ Died 1 Peter 3:18, NIV 1984
- 15 *Extra Big Question 9 Bible Verse Song: For Christ Died for Sin 1 Peter 3:18, NIV 1984*
- 16 *Extra Big Question 9 Bible Verse Song: For God So Loved the World John 3:16, NIV 1984*
- 17 Big Question 9 Hymn: To God Be the Glory, v.1
- 18 Big Question 9 Praise Song: Blessed Be the Name

#### What Did Jesus Come to Do?

##### Jesus Came to Bring Us to God...

#### Bible Truth 1: He Left His Home in Heaven to Save Us

- 19 Bible Verse: Down, Down, Down John 6:38 NIV 1984
- 20 *Extra Bible Verse: The Word Became Flesh John 1:14 NIV 1984*
- 21 *Extra Bible Verse: Your Attitude Should Be Philippians 2:5-8, NIV 1984*

#### Bible Truth 2: He Never, Ever Disobeyed God

- 22 Bible Verse: Jesus Has Been Tempted Hebrews 4:15, NIV 1984
- 23 *Extra Bible Verse: We Have a Great High Priest: Hebrews 4:14-15, NIV 1984*

#### Bible Truth 3: He Taught about God and Did Amazing Things

- 24 Bible Verse: Jesus Went A-Preachin' Matthew 4:23, NIV 1984
- 25 *Extra Bible Verse: Lord, to Whom Shall We Go? John 6:68-69, NIV 1984*
- 26 *Extra Bible Verse: Who Is This? Luke 8:25, NIV 1984*
- 27 *Extra Bible Verse: But What about You Matthew 16:15-16, NIV 1984*

#### Bible Truth 4: He Died on the Cross for His People's Sins

- 28 Bible Verse: I Will Ransom Them Hosea 13:14, NIV 1984
- 29 *Extra Bible Verse: Blessed Are They Romans 4:7-8, NIV 1984*

#### Bible Truth 5: He Rose from the Dead

- 30 Bible Verse: Why Do You Look? Luke 24:5-6, NIV 1984
- 31 *Extra Bible Verse: I Am the Living One Revelation 1:17-18, NIV 1984*
- 32 *Extra Bible Verse: He Is the Head of the Body Colossians 1:18, NIV 1984*

#### Bible Truth 6: He Went Up to Rule in Heaven

- 33 Bible Verse: Gone into Heaven 1 Peter 3:21-22, NIV 1984
- 34 *Extra Bible Verse: Jesus Christ Has Gone into Heaven 1 Peter 3:21-22, NIV 1984*
- 35 *Extra Bible Verse: Therefore God Exalted Him Philippians 2:9-11, NIV 1984*

listen to or download songs for free at <https://praisefactory.org>: Deep Down Detectives Music page

## Big Question 9, Bible Truth 6 Overview: Key Concepts

P:1

### Unit 9: Jesus, Immanuel, God with Us

**Unit Big Question (and Answer):** What Did Jesus Come to Do? Jesus Came to Bring Us to God!

**Unit Bible Verse:** “Christ died for sins once for all, the righteous for the unrighteous, to bring you to God.”

1 Peter 3:18

### Bible Truth 6 Concept: Jesus Came to Bring Us to God... He Went Up to Rule in Heaven!

After Jesus rose from the dead, He appeared to His followers many times. He showed them from the Bible why He had to suffer and die on the cross. He showed them how He had completed all of God’s plans to save God’s people. Jesus also told them God’s plans for them. They were to go to into the whole world, urging everyone to turn away from their sins and trust in Him as their Savior. God would use them to save His people from every part of the world.

After Jesus finished teaching His followers all these things, He went home to heaven. At last, once more, Jesus shone with the bright shininess of God’s glorious goodness. At last, once more, He delighted in all of the Perfect Wonderfulness of God—that closest, most wonderful love that He had fully enjoyed with God, the Father, and God, the Holy Spirit, before He had gone to earth to be our Savior.

Jesus’ work on earth was done, but not His work in heaven. Jesus now reigns as king over the whole universe --the King of kings and Lord of lords. He prays and cares for God’s people as God’s plan for them keeps being worked out here on earth. Jesus is there ruling and caring for God’s people even now! And one day, He will come back to earth. He will put an end to sin and death forever. And in the new heaven and earth God will make, He will live face-to-face with God’s people forever. That will be best of all! We can be God’s people when we turn away from our sins and trust in Jesus as our Savior.

### Bible Truth 6 Bible Verse: 1 Peter 3:21-22

“Jesus Christ, who has gone into heaven and is at God’s right hand - with angels, authorities and powers in submission to him.”

**Learn a Little:** “Jesus Christ ... has gone into heaven and is at the right hand of God.”

### Meaning

The Bible tells us that after Jesus rose from the dead, He taught His disciples many things from the Bible. But at last, when Jesus finished teaching them, He went up to heaven and began His rule as king, just as God promised He would in the Bible.

That’s what being at the right hand of God means. That’s a Bible way of saying that Jesus is ruling as the promised, great King who would beat sin and death and save God’s people--all who turn away from their sins and trust in Him as their Savior. (That can even be you and me!).

And that what Jesus is still doing even now. He is ruling over everything—not just all people, but all of the angels and other heavenly powers. He is King of Kings and Lord of Lords!

### Bible Truth 6 ACTS Prayer

- A** Jesus, we praise You for being our Savior. You came to bring us to God. You died and rose again. You went up to heaven. We praise You for being our great King of Kings who rules over everything.
- C** Jesus, we are all sinners who have chosen to disobey God and His good laws. We deserve His punishment. We need to turn to You for forgiveness. We need You to be our Savior!
- T** Thank You, Jesus, for dying on the cross and for rising from the dead in victory! Thank You for ruling over all things from heaven. Thank You for the promise that You will come back one day and bring an end to sin and death forever.
- S** Jesus, work in our hearts. Help us to turn away from our sins. Help us to trust in You as our Savior. Help us to love You and live for You more and more. Jesus, come back soon! We long for the day when You will bring sin and death to an end forever. Help us to be ready for that day! In Jesus’ name, we pray, Amen.

### Bible Truth 6 Story

**The Case of the Fluffy Farewell** *Matthew 27-28; Mark 15-16; Luke 23-24; John 19-20; Acts 1*



**Big Question 9, Bible Truth 6 Overview: Key Concepts****p.2****Songs Used in Bible Truth 6**

Big Q & A 9 Song

Big Question 9 Song: What Did Jesus Come to Do?

Big Question 9 Bible Verse Song: Christ Died 1 Peter 3:18

Extra Big Question 9 Bible Verse Song: For Christ Died for Sin 1 Peter 3:18

Extra Big Question 9 Bible Verse Song: For God So Loved the World John 3:16

Big Question 9 Hymn: To God Be the Glory, v.1

Big Question 9 Praise Song: Blessed Be the Name

Bible Truth 6 Bible Verse: Gone into Heaven 1 Peter 3:21-22

*Bible Truth 6 Extra Bible Verse: Jesus Christ Has Gone into Heaven 1 Peter 3:21-22*

*Bible Truth 6 Extra Bible Verse Therefore God Exalted Him Philippians 2:9-11*

listen to or download songs for free at <https://praisefactory.org>: Deep Down Detectives Music page

**Lesson Plan: Big Question 9, Bible Truth 6**

use with all THREE lessons

**p.1****1. GETTING STARTED**

= follow the stars for a short &amp; simple lesson plan

<b>Intake</b>	
<b>Activity Ideas</b>	<b>Choose one of these open-ended activities to include children as they join the class:</b>
<b>Free Play Time</b> <i>suggestions in Appendix D</i>	Offer your own or some of the easy-to-make, free play activities suggested in Appendix D.
<b>OR Sing-along Music Time</b> <i>lyrics and sheet music, Appendix A</i>  <i>listen to or download songs for free at <a href="https://praisefactory.org:Deep Down Detectives Music page">https://praisefactory.org:Deep Down Detectives Music page</a></i>	<p>Music from Deep Down Detectives (DDD) NIV Songs 9:</p> <p>Big Q &amp; A 9 Song <i>DDD NIV Songs 9, track 12</i></p> <p>Big Question 9 Song <i>DDD NIV Songs 9, track 13</i></p> <p>Big Question 9 (Unit) Bible Verse Song: Christ Died 1 Peter 3:18, NIV 1984 <i>DDD NIV Songs 9, track 14</i></p> <p>Extra Big Question 9 (Unit) Bible Verse Song: For Christ Died for Sin 1 Peter 3:18, NIV 1984 <i>DDD NIV Songs 9, track 15</i></p> <p>Extra Big Question 9 (Unit) Bible Verse Song: For God So Loved the World John 3:16, NIV 1984 <i>DDD NIV Songs 9, track 16</i></p> <p>Big Question 9 Hymn: To God Be the Glory, v.1 <i>DDD NIV Songs 9, track 17</i></p> <p>Big Question 9 Praise Song: Blessed Be the Name <i>DDD NIV Songs 9, track 18</i></p> <p>Bible Truth 6 Bible Verse Song: Gone into Heaven 1 Peter 3:21-22, NIV 1984 <i>DDD NIV Songs 9, track 33</i></p> <p>Extra Bible Truth 6 Bible Verse Song: Jesus Christ Has Gone into Heaven 1 Peter 3:21-22, NIV 1984 <i>DDD NIV Songs 9, track 34</i></p> <p>Extra Bible Truth 6 Bible Verse Song: Therefore God Exalted Him Philippians 2:9-11, NIV 1984 <i>DDD NIV Songs 9, track 35</i></p> <p><i>Add more fun to Sing-along Music Time by adding a Music, Movement &amp; Memory Activity. These activities are listed on p.10 of this lesson plan with the Response Activities. Instructions found in Appendix B.</i></p>
<b>OR Bible Verse Memory Game</b> <i>instructions found in Appendix B</i>	<p>Lesson 1 Game: Meet, Greet and Keep It Up</p> <p>Lesson 2 Game: Bean Bag Catch</p> <p>Lesson 3 Game: Animal Cube</p> <p><i>These activities are also included on p.10 of this lesson plan with the Response Activities.</i></p>
<b>2. OPENING CIRCLE TIME</b> <i>(introduce the Bible Truth and tell the related Bible story)</i>	
<b>Gathering the Children</b> <i>lyrics and sheet music, Appendix A</i>	<p><i>Sing verse 1 of The Classroom Song to gather the children for Circle Time.</i></p> <p><b>The Classroom Song, verse 1</b> <i>DDD NIV Songs 9, track 1</i></p> <p>Let's gather together to worship God, Let's gather together to worship God, Let's gather together to worship God, Come gather here with me!</p>
<b>Welcome to Deep Down Detectives</b>	"Welcome to Deep Down Detectives. We're so glad you've joined us! Detectives are people who look for answers to questions. In Deep Down Detectives, we look for answers to big questions about God. We dig deep down in the truths of God's Word to find them."

**Lesson Plan: Big Question 9, Bible Truth 6** use with all THREE lessons

p.2

**2. OPENING CIRCLE TIME, continued**

= follow the stars for a short &amp; simple lesson plan

<p><b>Deep Down Detectives Theme Song</b></p> <p><i>lyrics and sheet music, Appendix A</i></p>	<p>"Let's sing our Deep Down Detectives Theme Song."</p> <p><b>★ Deep Down Detectives Theme Song</b> <span style="float: right;">DDD NIV Songs 9, track 5</span></p> <p>We're Deep Down Detectives, diggin' deep in God's Word, For truths about God and His plans for this world, We're seeking to love Him, with all of our heart, We're Deep Down Detectives! Come on! Let's start!</p>
<p><b>Classroom Rules Song</b></p> <p><i>lyrics and sheet music, Appendix A</i></p>	<p>There are two very important things that Deep Down Detectives do together: we worship God and we love one another. Our Classroom Rules Song reminds us how we should act. Let's sing it."</p> <p><b>Classroom Rules Song</b> <span style="float: right;">DDD NIV Songs 9, track 6</span></p> <p>Shh, be quiet while someone is talking, Raise your hand, if you have something to say, Don't touch your friend, sitting beside you, Obey your teachers, Be kind as you play. These are our classroom rules, These are our classroom rules, They help us worship God and love one another, These are our classroom rules.</p>
<p><b>Opening Prayer Time</b></p> <p><i>lyrics and sheet music, Appendix A</i></p>	<p>"Children, we need God's help to keep these rules. Let's ask Him to help us right now. Let's get ready and pray."</p> <p><b>Let's Pray</b> <span style="float: right;">DDD NIV Songs 9, track 7</span></p> <p>1-2-3! Fold your hands, Bow your head, Close your eyes. Let's pray! (repeat)</p> <p>"Let's pray:"</p> <p><b>★ Opening Prayer</b></p> <p>Dear Lord, We're so glad to get to gather together to worship You! Please help us keep the classroom rules. Please help us to love You and learn about You today. In Jesus' name we pray. Amen.</p>



**Lesson Plan: Big Question 9, Bible Truth 6** use with all THREE lessons**p.3****2. OPENING CIRCLE TIME, continued**

= follow the stars for a short &amp; simple lesson plan

**Reveal the Big Question****Introduce the Big Question Box/Briefcase**

lyrics and sheet music,  
Appendix A

"Detectives INVESTIGATE things. That means they ask questions and look for answers. Deep Down Detectives investigate big questions about God. The Big Question we are investigating today is right inside our Big Question Box/Briefcase.

**The Big Question Box Song**

DDD NIV Songs 9, track 8

We've got a big box,  
All closed up and locked,  
Filled with the truths of God's Word.

We've got a brief case,  
There's no time to waste,  
Come on, kids, let's open it up!

**The Big Question under Investigation**

VISUAL take out  
AID



of BQB

Big Question &  
Answer Sign, front side

\*found in the DDD Unit 9  
Visual Aids, NIV Book

Ok, who would like to open for me and pull out the Big Question?"

Choose a child to open the box/briefcase, take out the Big Question and hand it to you, then hold up the Big Question sign for all the children to see, and say:

★ The Big Question we are investigating today is Big Question Number 9:

**What Did Jesus Come to Do?**

and the Answer is:

**Jesus Came to Bring Us to God!****Big Question Meaning**

★ In the beginning, God created the world perfectly. What a wonderful, special closeness people enjoyed with Him! Yes, it was "Perfect Wonderfulness" knowing God and living in His world. It could have stayed that way forever, but it did not. All of this perfection was broken when people disobeyed God. The big Bible word for disobeying God is "sin."

When we look around us, we can see the sadness that sin brought into God's good world. So much in this world is not perfect or wonderful anymore! We've lost the special closeness with God, too. Yes, when sin came into the world, it spoiled so many things.

But would all this sin and sadness last forever? People certainly deserved it to. After all, they had turned away from God. Now people deserved His punishment, not His love.

But God treats us so much better than we deserve! From the beginning, He had an amazing plan to bring sinful people like us back to Himself. How? He promised to send a Savior. That Savior was Jesus, God's own Son. Jesus lived a perfect life, then He gave it up as the full payment for sins as He suffered and died on the cross. On the third day, Jesus rose from the dead, showing He had really done it! He had beaten sin and death for God's people! We can become God's people, too, when we turn away from our sins and trust in Jesus as our Savior. Then, we will get to know God in our hearts; and one day, we will get to go live with God and enjoy all of His Perfect Wonderfulness forever!

**Big Question Songs**

★ "Let's sing our Big Question Song:

**Big Q & A 9 Song**

lyrics and sheet music,  
Appendix A

**Big Q & A 9 Song**

DDD NIV Songs 9, track 12

(adapted version of "This Old Man")

What did Jesus come to do?

What did Jesus come to do?

Jesus came to bring us to God.

That's what Jesus came to do!

**2. OPENING CIRCLE TIME, continued**

= follow the stars for a short &amp; simple lesson plan

**Learning about  
the Big Question  
(use one or both)***Repeat the Big Question and Answer again:***"What Did Jesus Come to Do? Jesus Came to Bring Us to God!"***Say: "Hmmm, I wonder what that means... Let's do our action rhyme (or sing our song) that explains it."**Then do the action rhyme or sing the song using any of the optional motions suggested, if desired.***Big Question  
Action Rhyme****Big Question 9 Action Rhyme****(POSSIBLE ACTIONS)**

You and me, we disobey God,  
That's very, very bad!  
We all deserve God's punishment.  
That's very, very sad!

*point out to someone else; point to yourself*  
*Shake your head sideways, slowly a couple of*  
*times, making a disapproving face*  
*Stretch out our arms wide for "all"*  
*Make sad face*

But God loved us so very much,  
That He sent His Son, Jesus,  
To save us and take away  
all of our sins,  
So we could be friends  
with God again!

*put your hand on your heart*  
  
*make a cross using your index fingers*  
  
*clap and cheer for this good news!*

**Big Question  
(Action Rhyme)  
Song***lyrics and sheet music,  
Appendix A***Big Question 9 (Action Rhyme) Song***DDD NIV Songs 9, track 13***Refrain**

What did Jesus come to do?  
Jesus came to bring us to God.  
What did Jesus come to do?  
Jesus came to bring us to God.

**(POSSIBLE ACTIONS)***point up to heaven***Verse 1**

In the beginning, people enjoyed  
Perfect fellowship with God.  
But they disobeyed, their fellowship lost.  
Would things always stay this way? *Refrain*

*smile and hug yourself**shake head "no" and wag index  
side to side, disapprovingly***Verse 2**

At just the right time,  
God sent His Son to pay for His people's sins,  
He offered His life, the perfect sacrifice,  
Gave them fellowship with God again. *Refrain*

*make a cross using your index  
finger**smile and hug yourself***Verse 3**

On the third day, Jesus rose from the grave,  
Then He went back home to heav'n.  
Now all who repent and believe in Him,  
Can know God forever. *Refrain*

*hold up three fingers*  
*make rise motion with your hands*  
*point up to heaven*

**Lesson Plan: Big Question 9, Bible Truth 6**

use with all THREE lessons

**p.5****2. OPENING CIRCLE TIME, continued**

= follow the stars for a short &amp; simple lesson plan

**Learning the Bible Truth**

VISUAL take out

AID

#2



of BQB

VISUAL AID

All the Bible Truths Sign

★ "Jesus Came to Bring Us to God" is a good beginning, but there's so more to learn. So it's time for us to dig down even deeper for more answers to our Big Question about God. We're going to be learning **SIX** Bible truths that all tell us more about Jesus.

Who would like to hand me the picture with our six Bible truths on it? It's in the Big Question Box/Briefcase." *Choose a child to get it and hand it to you, then hold it up and show them the pictures of the six truths they will be learning.*

*After everyone has had a good look, say...*

**Bible Truth Clue**

VISUAL take out

AID

#3



of BQB

Bible Truth Clue Sign,  
front side  
VISUAL AID

"Ok, we've learned five truths about Jesus. They are: "He Left His Home in Heaven to Save Us," "He Never, Ever Disobeyed God," "He Taught about God and Did Amazing Things," "He Died on the Cross for the Sins of God's People," and "He Rose from the Dead" (point to pictures as you identify each Bible Truth). Now let's look at our Bible Truth Clue sign and see if we can figure out which of these six truths we will be learning about today. Who would like to get it out of the Big Question Briefcase for me?"

*Choose a child to open the briefcase, take out the Bible Truth Clue sign and hand it to you. Hold up the front side for the children to see. Cover up the answer, written along the bottom, and say:*

**"What Did Jesus Come to Do?**

**Jesus Came to Bring Us to God!**

**He Went Up to ???? in Heaven!"**

We're missing one word. Here's the hint to what the missing word is. It says: "What is another word for being in charge? It starts with an "r" and it rhymes with "jewel"?

Can you guess? It's "Rule."

So the Bible Truth we are learning today is:

*(uncover answer from bottom of sign, show it to them and say:)*

★ **"What Did Jesus Come to Do?**

**Jesus Came to Bring Us to God!**

**He Went Up to RULE in Heaven!"**

And here is what this Bible Truth means: *(read the meaning off of the back of the sign, say:)*

**Bible Truth Meaning**

★ After Jesus rose from the dead, He appeared to His followers many times. He showed them from the Bible why He had to suffer and die on the cross. He showed them how He had completed all of God's plans to save God's people. Jesus also told them God's plans for them. They were to go to into the whole world, urging everyone to turn away from their sins and trust in Him as their Savior. God would use them to save His people from every part of the world.

After Jesus finished teaching His followers all these things, He went home to heaven. At last, once more, Jesus shone with the bright shininess of God's glorious goodness. At last, once more, He delighted in all of the Perfect Wonderfulness of God—that closest, most wonderful love that He had fully enjoyed with God, the Father, and God, the Holy Spirit, before He had gone to earth to be our Savior.

Jesus' work on earth was done, but not His work in heaven. Jesus now reigns as king over the whole universe --the King of kings and Lord of lords. He prays and cares for God's people as God's plan for them keeps being worked out here on earth. Jesus is there ruling and caring for God's people even now! And one day, He will come back to earth. He will put an end to sin and death forever. And in the new heaven and earth God will make, He will live face-to-face with God's people forever. That will be best of all! We can be God's people when we turn away from our sins and trust in Jesus as our Savior.

**Lesson Plan: Big Question 9, Bible Truth 6** use with all THREE lessons

p.6

**2. OPENING CIRCLE TIME, continued**

= follow the stars for a short &amp; simple lesson plan

**Learning the Bible Verse****The Bible Chant Song**lyrics and sheet music,  
Appendix A

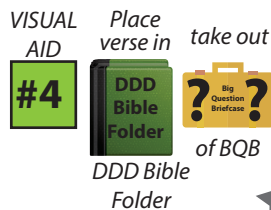
"And how do I know this is true? God tells me so in His special book, the Bible."

Say or sing the Bible Chant Song.

**The Bible Chant Song**

DDD NIV Songs 9, track 9

The Bible, the Bible,  
Let's get out the Bible.  
Let's hear what God has to say.  
The Bible, the Bible,  
God's given us the Bible.  
It's His Word for us to learn and obey! Yay!

**Bible Verse**DDD 9.6 Bible Verse-front  
side (in the DDD Bible folder)\*found in the DDD Unit 9  
Visual Aids, NIV Book

"Who would like to get our Bible folder out of the Big Question Briefcase for me?"

Choose a child to open the briefcase, take out the "Bible" folder and hand it to you. Remove the Bible Verse Picture from the "Bible" folder and hold it up for all the children to see, then say:

1 Peter 3:21-22 tells us:

**1 Peter 3:21-22**

"Jesus Christ, who has gone into heaven and is at God's right hand - with angels, authorities and powers in submission to him."

**Learn a Little:** "Jesus Christ ... has gone into heaven and is at the right hand of God."**Bible Verse Meaning****What does that mean?**

The Bible tells us that after Jesus rose from the dead, He taught His disciples many things from the Bible. But at last, when Jesus finished teaching them, He went up to heaven and began His rule as king, just as God promised He would in the Bible.

That's what being at the right hand of God means. That's a Bible way of saying that Jesus is ruling as the promised, great King who would beat sin and death and save God's people--all who turn away from their sins and trust in Him as their Savior. (That can even be you and me!).

And that what Jesus is still doing even now. He is ruling over everything—not just all people, but all of the angels and other heavenly powers. He is King of Kings and Lord of Lords!

2. OPENING CIRCLE TIME, continued

★ = follow the stars for a short & simple lesson plan





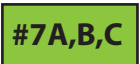


<p><b>Bible Verse</b></p> <p><b>Song</b></p> <p><i>lyrics and sheet music,</i> <i>Appendix A</i></p> <p><i>You might also enjoy:</i></p> <p><i>Jesus Christ Has Gone into Heaven:</i> <i>1 Peter 3:21-22, NIV 1984</i> <i>DDD NIV Songs 9, track 34</i></p> <p><i>Therefore God Exalted Him:</i> <i>Philippians 2:9-11, NIV 1984</i> <i>DDD NIV Songs 9, track 35</i></p>	<p>We've said our Bible verse, now let's sing it!</p> <p><b>Gone into Heaven: 1 Peter 3:21-22</b></p> <p><i>DDD NIV Songs 9, track 33</i></p> <p>Jesus Christ has gone into heaven, He's at the right hand, the right hand of God. Jesus Christ has gone into heaven, He's at the right hand, the right hand of God. With angels, authorities, and powers subjected to him, (that's everything!) With angels, authorities, and powers subjected to him. (that's everything!) First Peter Three, twenty-one and two.</p>
-----------------------------------------------------------------------------------------------------------------------------------------------------------------------------------------------------------------------------------------------------------------------------------------------------------------------------------------------------------------------------------------------	-------------------------------------------------------------------------------------------------------------------------------------------------------------------------------------------------------------------------------------------------------------------------------------------------------------------------------------------------------------------------------------------------------------------------------------------------------------------------------------------------------------------------------------------------

**Lesson Plan: Big Question 9, Bible Truth 6**

use with all THREE lessons

**p.8****2. OPENING CIRCLE TIME, continued**

= follow the stars for a short &amp; simple lesson plan

<b>Getting into the Case</b>	<p>"Now it's time to do a bit more deep down investigating. Let's see what Detective Dan wants us to help him figure out. Would someone like to get it out for me?"</p>
<b>Listening Assignments</b>  <div style="display: flex; align-items: center;"> <div style="text-align: center; margin-right: 10px;"> <i>Place in</i>   </div> <div style="text-align: center;"> <i>take out</i>   </div> </div> <div style="text-align: center; margin-top: 5px;"> <i>of BQB</i> </div>	<p><b>NOTE: Listening assignments are most suitable for ages 3+. Skip straight to the Bible story (see bottom of this page), if working with 2 year olds.</b></p> <p>"Let's open up our listening assignment and see what we are supposed to figure out today.</p> <p><i>Choose a child to take out the Listening Assignment (from the DDD Bible Folder) and hand it to you. Read Detective Dan's letter to the children that includes the listening assignment. The listening assignments are summarized below:</i></p>
<div style="text-align: center;"> <i>VISUAL AID</i>    <i>DDD Unit 9 Visual Aids, NIV</i> </div>	<p><b>Detective Dan's Lesson #1 Listening Assignment:</b></p> <p>I need to know:</p> <ol style="list-style-type: none"> <li><b>1. Who said goodbye to Jesus' disciples after teaching them for forty days?</b></li> <li><b>2. Where did He go when He said goodbye? What was fluffy about His farewell (goodbye)?</b></li> </ol>
<div style="text-align: center;"> <i>VISUAL AID</i>    <i>DDD Unit 9 Visual Aids, NIV</i> </div>	<p><b>Detective Dan's Lesson #2 Listening Assignment:</b></p> <p><b>Our Bible Verse is 1 Peter 3:21-22:</b></p> <p>"Jesus Christ, who has gone into heaven and is at God's right hand - with angels, authorities and powers in submission to him."</p> <p>I need to know:</p> <ol style="list-style-type: none"> <li><b>1. How did Jesus go up to heaven to rule?</b></li> <li><b>2. What does He rule over from heaven? When will He come back?</b></li> </ol>
<div style="text-align: center;"> <i>VISUAL AID</i>    <i>*Listening Assignment #3 includes the Assignment Sheet, plus 6 clue pictures*</i>   <i>DDD Unit 9 Visual Aids, NIV</i> </div>	<p><b>Detective Dan's Lesson #3 Listening Assignment:</b></p> <p>I found six clues, but two of them are <b>NOT</b> in the story. They are: A cloud; a feather duster; an ostrich; a disciple; the Holy Spirit in a heart; and the world. <i>Hold each of them up for the children to see as you identify them.</i></p> <p>I need to know:</p> <ol style="list-style-type: none"> <li><b>1. Which four belong in the story and which two don't?</b></li> <li><b>2. What job did Jesus give His disciples to do? Who would help them do it?</b></li> </ol>
<p><b>Tell the Bible Story</b></p> <div style="text-align: center; margin-top: 10px;"> <i>Place story &amp; pics in</i> </div> <div style="display: flex; align-items: center; margin-top: 5px;"> <div style="text-align: center; margin-right: 10px;">  </div> <div style="text-align: center;"> <i>take out</i>   </div> </div> <div style="text-align: center; margin-top: 5px;"> <i>of BQB</i> </div> <div style="text-align: center; margin-top: 10px;"> <i>DDD Unit 9 Visual Aids, NIV</i> </div> <p><b>Story text included in this book right after this lesson plan and in Visual Aids book</b></p>	<p>★ <b>Then say,</b> "Ok, Deep Down Detectives! Put on your best listening ears and see if you can hear the answers to Detective Dan's questions. When I finish telling the story, we will see if we can answer all the questions."</p> <p>★ <b>Bible Story: The Case of the Fluffy Farewell</b></p> <p><i>Matthew 27-28; Mark 15-16; Luke 23-24; John 19-20; Acts 1</i></p> <p><i>Read the Bible Truth story, putting up the storyboard pictures/using Story Scenes as you tell it. Then, have the children answer the listening assignment. Present the gospel and lead in prayer.</i></p> <p><i>*Answers to questions; the gospel; and, ACTS prayer are included with the story text.*</i></p>



**Lesson Plan: Big Question 9, Bible Truth 6**


use with all THREE lessons

**p.9****2. OPENING CIRCLE TIME, continued**

= follow the stars for a short &amp; simple lesson plan

<p><b>Story Response Song(s)</b></p> <p><b>Hymn</b></p> <p><i>lyrics and sheet music, Appendix A</i></p>	<p><i>As attention span and time allow, you might want to end with one of the following songs which also tie in with the unit. If desired, use the Music and Movement activity ideas while singing (listed with the Response Activities).</i></p> <p><b>To God Be the Glory</b> <span style="float: right;"><i>DDD NIV Songs 9, track 17</i></span></p> <p><b>Verse 1</b></p> <p>To God be the glory, great things He hath done; So loved He the world that He gave us His Son. Who yielded His life, an atonement for sin, And opened the lifegate that all may go in.</p> <p><b>Tie-in:</b> Children, oh what great things God has done for us! He sent Jesus to save us from our sins so we can be friends with God! Let's tell Him how great He is! Let's give God glory!</p>
<p><b>Praise Song</b></p> <p><i>lyrics and sheet music, Appendix A</i></p>	<p><b>Praise Song: Blessed Be the Name</b> <span style="float: right;"><i>DDD NIV Songs 9, track 18</i></span></p> <p>Blessed be the name, Blessed be the name, Blessed be the name of the Lord; Blessed be the name, Blessed be the name, Blessed be the name of the Lord.</p> <p><b>Tie-in:</b> "Children, how wonderful, how blessed is the name of Jesus! He came to take the punishment for disobeying for EVERYONE who says sorry to God, turns away from disobeying Him, and trusts in Jesus to save them. Let's praise! Let's bless His name, the Lord Jesus!"</p>

**3. TAKING ACTION: Response Activities** *(choose from among these activities)*

<p><b>Transition to Activities</b></p>	<p> Well, Deep Down Detectives, you've done a great job diggin' deep down for answers in the truths of God's Word. Now it's time to enjoy some activities."</p> <p><i>Tell children what activity/s you are providing for them: either free play or some of the response activities listed below. When you are ready to dismiss them, use this song to help the children transition in an orderly fashion to their next activity.</i></p>
<p><b>Classroom Song, verse 2</b></p> <p><i>lyrics and sheet music, Appendix A</i></p>	<p>"Children, let's sing our Time to Play Song. When we are finished you may get up and walk over to our next activity."</p> <p><b>Classroom Song, verse 2</b> <span style="float: right;"><i>DDD NIV Songs 9, track 2</i></span></p> <p>We've gathered together to worship God, We've gathered together to worship God, And now it's time to play.</p> <p><i>Dismiss the children to whatever activities you have prepared for them to do.</i></p>


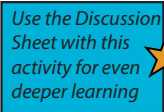

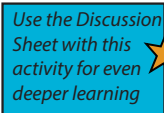

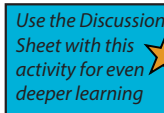


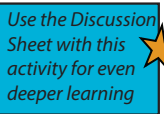

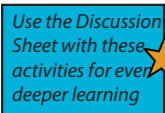

**Lesson Plan: Big Question 9, Bible Truth 6**

use with all THREE lessons

p.10

**3. TAKING ACTION: Response Activities** (choose from among these activities)

= short &amp; simple lesson plan

<b>Response Activities</b>	Choose one or more activities appropriate for your children, based on classroom time and developmental needs. <b>Add the Discussion Sheet to any activity for deeper learning.</b> 
<b>Bible Verse Memory Game</b>  <i>game directions, Appendix B</i>	<p>Though listed with the opening activities, you may choose to use this Bible verse game here instead (or as a repeat).</p> <ul style="list-style-type: none"> <li>Lesson 1 Game: Meet, Greet and Keep It Up</li> <li>Lesson 2 Game: Bean Bag Catch</li> <li>Lesson 3 Game: Animal Cube</li> </ul> <div>   </div> <p>Discussion Questions</p>
<b>Music, Movement &amp; Memory Activity</b>  <i>game directions, Appendix B</i>	<p>A music activity that uses the songs from the Bible Truth and Big Question unit.</p> <ul style="list-style-type: none"> <li>DDD Songs for this Bible Truth, plus:</li> <li>Lesson 1 Activity: Say, Spring Up and Shout</li> <li>Lesson 2 Activity: Freeze Frame</li> <li>Lesson 3 Activity: Egg Shakers</li> </ul> <div>   </div> <p>Discussion Questions</p>
<b>Bible Story Review Game</b>  <i>game directions, Appendix B</i>	<p>A game that uses the storyboard pictures from the story to review the story.</p> <ul style="list-style-type: none"> <li>Lesson 1 Game: Can You Remember?</li> <li>Lesson 2 Game: Clothespin Line Up and Drop</li> <li>Lesson 3 Game: Deep Down Detectives Clue Hunt</li> </ul> <div>   </div> <p>Discussion Questions</p>
<b>Coloring Pages/ Take Home Sheets</b>  <i>in Appendix C</i>  	<p>A coloring page related to the lesson assignment question is provided for each lesson. On the back of each are the key concepts, a few questions and a song for parents to use with their children.</p> <p>NOTE: Upgrade your coloring sheet to a more interesting craft by offering simple embellishments, such as jiggly eyes, craft sand, glitter, glitter glue, colored paper dots (made with a hole punch), fabric scraps, etc. Make cut-to-size glued-on clothes, hair, etc for characters by using a copy of the coloring sheet, cutting out the selected portions and making them the patterns for whatever you want to cut out of fabric, paper, foil, etc.</p> <ul style="list-style-type: none"> <li>Lesson 1 Coloring Sheet Emphasis: Bible Truth</li> <li>Lesson 2 Coloring Sheet Emphasis: Bible Verse</li> <li>Lesson 3 Coloring Sheet Emphasis: ACTS Prayer</li> </ul> <div>   </div> <p>Discussion Questions</p>
<b>Extra Crafts:</b> <b>Big Question Craft</b> <i>in Appendix C</i>  <b>Bible Verse Craft</b> <i>in Appendix C</i>  <b>Bible Story Puzzle</b> <i>in Appendix C</i>	<p><b>These crafts are slightly more complex than the coloring/take home sheets:</b></p> <p><b>The Bible Concept Go-and-Tell Craft</b> is a craft that summarizes the Bible concept and includes the Bible verse is included for those desiring more than a coloring sheet. This more complex craft will involve gluing, sticking, etc. Can be used at any time.</p> <p>The <b>Bible Story Coloring Sheet</b> provides a tie in between the Bible story and the Bible truth they are learning.</p> <p>The <b>Storyboard Picture Placement Page</b> has been made into a puzzle that can be cut out and re-assembled by the children. This provides a nice summary of the story.</p> <div>   </div> <p>Discussion Questions</p>
<b>Free Play Activities</b> <i>ideas in Appendix D</i>	<p>Offer your own or some of the easy-to-make, free play activities suggested in Appendix D.</p>

**Lesson Plan: Big Question 9, Bible Truth 6**

use with all THREE lessons

**p.11****4. CLOSING CIRCLE TIME** *(End-of-session activities for the last 5-10 minutes of class time)* = short & simple lesson plan

<p><b>Transition to Closing Circle</b></p> <p><b>Classroom Song, verse 3</b></p> <p><i>lyrics and sheet music, Appendix A</i></p>	<p><i>Use this song to help the children transition in an orderly fashion. Start singing this song and ask the children to gather with you for Closing Circle Time.</i></p> <p><b>Classroom Song, verse 3</b> <span style="float: right;"><i>DDD NIV Songs 9, track 3</i></span></p> <p>It's time to get ready to go and tell, It's time to get ready to go and tell, Come gather here with me.</p>
<p><b>Closing Circle Time</b></p> <p><b>Classroom Song, verse 4</b></p> <p><i>lyrics and sheet music, Appendix A</i></p>	<p><i>When children are settled in the circle, say:</i></p> <p>"It's almost time for your parents to come pick you up. And do you know what that means? It means.... (draw this out to build anticipation and excitement)...that it's almost time to go home and....it's almost time to...Go and Tell! We have learned some big news about God today. God wants us to take and tell it to the whole world!"</p> <p><b>Classroom Song, verse 4</b> <span style="float: right;"><i>DDD NIV Songs 9, track 4</i></span></p> <p>So what's our big news to go and tell, So what's our big news to go and tell, Can you tell me now?</p>
<p><b>Big News to Tell</b></p> <p><b>Big Question 9</b></p> <p><i>VISUAL AID</i></p> <p><b>#1</b></p> <p><i>*found in the DDD Unit 9 Visual Aids, NIV Book</i></p> <p><i>lyrics and sheet music, Appendix A</i></p> <p><b>Big Question 9, Bible Truth 6</b></p> <p><i>VISUAL AID</i></p> <p><b>#3</b></p>	<p>"Let's see....there's so much big news to tell! There's so much we've learned!</p> <p>First of all, can you tell me the answer to our <b>Big Question: "What Did Jesus Come to Do?"</b> Hold up the Bible Truth Clue Picture.</p> <p>Say the answer with me: <b>"Jesus Came to Bring Us to God!"</b></p> <p><i>(If desired, you can sing one/both of the Big Question songs.)</i> <span style="float: right;"><i>DDD NIV Songs 9, tracks 12,13</i></span></p> <p>And what's one way He does this? What did we learn? <i>Point to the picture.</i></p> <p><b>He Went Up to Rule in Heaven!</b></p> <p>"And how do I know this is true? Can you tell me? Say it with me: <b>"The Bible tells me so!"</b> That's right!</p>
<p><b>Big Question 9, Bible Truth 6 Bible Verse</b></p> <p><i>VISUAL AID</i></p> <p><b>#4</b></p> <p><i>*found in the DDD Unit 9 Visual Aids, NIV Book</i></p> <p><i>lyrics and sheet music, Appendix A</i></p>	<p>We learned: <b>1 Peter 3:21-22</b></p> <p>"Jesus Christ, who has gone into heaven and is at God's right hand - with angels, authorities and powers in submission to him."</p> <p><b>Learn a Little:</b> "Jesus Christ ... has gone into heaven and is at the right hand of God."</p> <p><b>What does that mean?</b></p> <p>The Bible tells us that after Jesus rose from the dead, He taught His disciples many things from the Bible. But at last, when Jesus finished teaching them, He went up to heaven and began His rule as king, just as God promised He would in the Bible. That's what being at the right hand of God means. That's a Bible way of saying that Jesus is ruling as the promised, great King who would beat sin and death and save God's people—all who turn away from their sins and trust in Him as their Savior. (That can even be you and me!). And that what Jesus is still doing even now. He is ruling over everything—not just all people, but all of the angels and other heavenly powers. He is King of Kings and Lord of Lords!</p> <p><i>(If desired, you can sing the Bible verse song.)</i> <span style="float: right;"><i>DDD NIV Songs 9, track 33</i></span></p>

**Lesson Plan: Big Question 9, Bible Truth 6**

use with all THREE lessons

**p.12****4. CLOSING CIRCLE TIME, continued**

= follow the stars for a short &amp; simple lesson plan

<p><b>Closing ACTS Prayer Time</b></p> <p><b>ACTS Prayer Chant</b></p> <p><i>lyrics and sheet music, Appendix A</i></p>	<p><i>Let's ask God to help us to remember this and even tell others this good news. Let's get ready and pray our ACTS prayer.</i></p> <p><i>And what does ACTS mean? Let's sing/say our ACTS Prayer Chant!</i></p> <p><b>ACTS Prayer Chant Song</b> <span style="float: right;"><i>DDD NIV Songs 9, tracks 10,11</i></span></p> <p>A, Adoration, God, we praise You!  C, Confession, Forgive us our sins.  T, Thanksgiving, Thank You for Jesus,  S, Supplication, Help us to live like Him.</p> <p>That's the ACTS prayer, my friend,  Bow your head, Close your eyes, Shhh,  Let's begin.</p>
<p><b>Closing ACTS Prayer</b></p>	<p>"Let's pray!"</p> <p><i>Lead the children in the ACTS prayer for this Bible Truth.</i></p> <p><b>A</b> Jesus, we praise You for being our Savior. You came to bring us to God. You died and rose again. You went up to heaven. We praise You for being our great King of Kings who rules over everything.</p> <p><b>C</b> Jesus, we are all sinners who have chosen to disobey God and His good laws. We deserve His punishment. We need to turn to You for forgiveness. We need You to be our Savior!</p> <p><b>T</b> Thank You, Jesus, for dying on the cross and for rising from the dead in victory! Thank You for ruling over all things from heaven. Thank You for the promise that You will come back one day and bring an end to sin and death forever.</p> <p><b>S</b> Jesus, work in our hearts. Help us to turn away from our sins. Help us to trust in You as our Savior. Help us to love You and live for You more and more. Jesus, come back soon! We long for the day when You will bring sin and death to an end forever. Help us to be ready for that day! In Jesus' name, we pray, Amen.</p>
<b>5. TAKING IT HOME</b> <i>(Take Home Sheet)</i>	
<p><b>Clean up and Dismissal</b> ★</p>	<p>"Now it's time to work together and clean up."  <i>Have the children join you in cleaning up the room.</i></p>
<p><b>Coloring Pages/ Take Home Sheets</b> ★</p> <p><i>in Appendix C</i></p>	<p><i>Give out the craft/take home sheet and any other papers from the session, as you dismiss children from class.</i></p> <p><i>(Reminder: The back side of the coloring page is the take home sheet for each lesson.)</i></p>
<p><b>Bible Story to Take-Home</b></p> <p><i>in Appendix C</i></p>	<p>You may also want to include a copy of the story along with the take home sheet. (However, each coloring sheet/take home sheet includes a note to parents telling where they can download the story from the Parent Resources section on the website.)</p>

**Bible Story for Big Question 9, Bible Truth 6** use with all THREE lessonsPlace  
story in

take out

**P.1****The Case of the Fluffy Farewell***Matthew 27-28; Mark 15-16; Luke 23-24; John 19-20; Acts 1*

of BQB

**Story-telling Tips**

Ahead of time:

1. Read the Bible verses and story. Pray!
2. Choose story action cues and/or prepare storyboard figures, if using. (Included in Visual Aids book)
3. Practice telling story with the storyboard pictures, timing your presentation. Shorten, if necessary.

During your presentation:

1. Maintain as much eye contact as possible as you tell the story.
2. Put up storyboard figures/add story action cues as you tell the story. Allow the children to help you put them on the board, if desired.
3. Include the children in your story with a few questions about what they think will happen or words/concepts that might be new to them.
4. Watch the kids for signs that their attention span has been reached. Shorten, if necessary.

**INTRODUCTION/ LISTENING ASSIGNMENTS**

**"Our story is called: The Case of the Fluffy Farewell. Here is your listening assignment."** Read from Detective Dan's Listening Assignment signs, but questions are summarized below:

**Detective Dan's Lesson #1 Listening Assignment:**

I need to know:

1. Who said goodbye to Jesus' disciples after teaching them for forty days?
2. Where did He go when He said goodbye? What was fluffy about His farewell (goodbye)?

**Detective Dan's Lesson #2 Listening Assignment:****Our Bible Verse is 1 Peter 3:21-22:**

"Jesus Christ, who has gone into heaven and is at God's right hand - with angels, authorities and powers in submission to him."

I need to know:

1. How did Jesus go up to heaven to rule?
2. What does He rule over from heaven? When will He come back?

**Detective Dan's Lesson #3 Listening Assignment:**I found six clues, but two of them are **NOT** in the story.

They are: A cloud; a feather duster; an ostrich; a disciple; the Holy Spirit in a heart; and the world. *Hold each of them up for the children to see as you identify them.*

I need to know:

1. Which four belong in the story and which two don't?
2. What job did Jesus give His disciples to do? Who would help them do it?

**Read the assignment questions, THEN SAY,**

"Ok, Deep Down Detectives! Put on your best listening ears and see if you can hear the answers to Detective Dan's questions. When I finish telling the story, we will see if we can answer all the questions."

*Read the Bible Truth story, answer questions, present the gospel and lead in prayer.*

*Answers to questions; the gospel; and, ACTS prayer are included with the story text.*

**Bible Story for Big Question 9, Bible Truth 6** use with all THREE lessons**P.2****The Case of the Fluffy Farewell** *Matthew 27-28; Mark 15-16; Luke 23-24; John 19-20; Acts 1**Story with lines separating paragraphs (text in bold, optional interaction cues in italics)*

**What a strange, three days it had been for the people of Jerusalem! On Friday, they had watched Jesus suffer and die on a cross. He was the teacher who had taught them about God and done such amazing things. Many hoped He was the Messiah God had promised to send to save God's people and to be their King. But those hopes left as they watched Jesus' dead body be taken away to be buried. His body was laid in the cave-grave and the stone rolled in place. Jesus was gone.**

**Who would have imagined Jesus would die like this! Death on a cross was for men who did terrible things, like the robbers who died next to Jesus that day. But Jesus had NEVER done anything wrong. EVER! How strange! How very strange, that He should die this way!**

**But if Friday was strange, then what happened on Sunday was even stranger!**

*Do you know what happened?*

**People --lots of people-- were saying that Jesus was alive, that He had risen from the DEAD!**

**The soldiers who guarded the cave-grave saw with their own eyes what happened early that Sunday morning. So did the women who came with spices to care for Jesus' body. "How will we move the big stone from in front of the cave?" they wondered. Just then, there was a great earthquake, and an angel in gleaming, white clothes came down from heaven. He pushed the big stone out of the way for the women, and said, "Jesus is not here! He has risen from the dead! Come look in the cave for yourselves. Then go to His disciples. Tell them He is risen and is coming to meet with them." When the guards heard and saw this, they fell down to the ground and shook with fright.**

**After the angel and the women had left, the soldiers ran to tell Jesus' enemies what they had seen and heard. "Shh! Don't tell anyone this story!" Jesus' enemies replied. "Here's lots of money. Keep quiet! Tell everyone that Jesus' disciples stole His body," they ordered the soldiers. "No one must know the truth!"**

**But this news couldn't be kept quiet. Jesus WAS alive and He was appearing to His followers. "It's Me! I'm alive," Jesus told the women that Sunday morning, after they had seen the angel and the empty cave-grave. "It's Me! I'm alive," Jesus showed two other friends, as He walked with them that afternoon to the town of Emmaus, then served them bread at dinner, as He used to. "It's Me! I'm alive!" Jesus said to ten of His disciples, when He appeared to them at their house in Jerusalem, that evening.**

**Soon, all Jerusalem was buzzing with the news! Jesus' body was gone! He had risen from the dead! And while some, like Jesus' enemies, did not believe, many others put their trust in Jesus and were saved.**

**For forty days, Jesus kept on meeting with His followers. One time, Jesus even appeared to a whole crowd of His followers --more than five hundred people at once!**

*Can you count to five hundred? It is a really big number! More than five hundred people saw Jesus at the same time! Wow!*

**And what did Jesus do when He met with His followers? He ate with them, and He encouraged them to believe in Him. Best of all, Jesus taught them about God's plan to save His people from the Bible. God had kept all His promises to His people through Jesus!**

**"Now we understand why You had to die on the cross," the disciples told Jesus. "Now we see how God sent You to save us from our sins."**



**Bible Story for Big Question 9, Bible Truth 6** use with all THREE lessons**P.3***Story with lines separating paragraphs (text in bold, optional interaction cues in italics)*

**But Jesus didn't just tell His followers about God's plans, completed. He also told them about God's wonderful plans, yet to come. Plans that THEY were a part of! There was so much for them to learn! For you see, Jesus was about to leave them. He had risen from the dead not just to live on earth again. No, He was about to go HOME! Can you remember where Jesus' home was?**

*Can you remember?*

**That's right! Jesus would be going back home to heaven to enjoy the FULL Perfect Wonderfulness of God again --complete, wonderful closeness with God, His Father, and God, the Holy Spirit.**

**So for ten, twenty, thirty, forty days, Jesus walked and talked with His followers. He taught them all the things they needed to know, until at last, on Day Forty, it was time for Him to go home to heaven.**

**Jesus led His disciples to the Mount of Olives to say goodbye. "I'm going to heaven to rule now, but I'm not leaving you alone," He told them. "I'm sending you Someone special to live in your hearts." Do you know whom Jesus would send?**

*Can you remember?*

**It was God's Holy Spirit!**

**"Yes, The Holy Spirit will live inside your hearts," Jesus told them. "He will comfort you. He will teach you more about God and His wonderful plans. And, He will give you the power to do everything God, My Father, has planned for you to do," Jesus said. "Power to tell the whole world how they can become God's people by turning away from their sins and trusting in Me as their Savior," He promised. "Power to live for God."**

**Then up, up, up went Jesus into the sky, through the clouds until they couldn't see Him. Jesus' friends stood there staring up into the sky, watching Him rise until they could no longer see Him.**

**"Would Jesus come back? When? How?" Jesus' friends wondered, as they looked up into the sky.**

*What do you think?*

**God sent two angels in sparkling, white robes to them with the answers: "Why do you stand here looking into heaven?" the angels asked Jesus' friends. "This Jesus who was taken up from you into heaven, will come back one day, in the same way you saw him go up to heaven," they promised.**

**How sad Jesus' friends must have been to see Jesus leave! They didn't want to wait to be with Him. They wanted to be with Him right then! There is nothing so wonderful as being close to Jesus!**

**BUT, they were very, VERY happy to know that the Holy Spirit would come live in their hearts. And, that one day, they would get to live face-to-face with Jesus forever. They just wished that day was right then!**

**How loudly the thousands and thousands of angels must have sung, as Jesus entered heaven! He had beaten sin and death for God's people! Now, He was back home! Yay! And once more, Jesus knew full, Perfect Wonderfulness with God, His Father, and God, the Holy Spirit. All of that special closeness Jesus had known before He came to earth was now His to enjoy again and would be forevermore.**

**Where is Jesus now? He is still in heaven, ruling as the great King of Kings over everything in heaven and earth. He is praying and caring for God's people. He is working out all of God's great plans for this world, until the day when He will come back through the clouds and down to earth again. What a great day that will be for God's people! Then, Jesus will get rid of sin and sadness, sickness and death forever. And at last, all of God's people will live together with Jesus in the new heaven and earth. They will see Him in all His glory and enjoy as much of the Perfect Wonderfulness of God as they possibly can! I can hardly wait!**

**Cracking the Case:** (story wrap-up for Listening Assignments)

It's time to see how we did with our Listening Assignment.

**Detective Dan's Lesson #1 Listening Assignment:**

I need to know:

- 1. Who said goodbye to Jesus' disciples after teaching them for forty days?** Jesus did.
- 2. Where did He go when He said goodbye? What was fluffy about His farewell (goodbye)?** He went up to heaven to rule. Jesus rose up through the fluffy clouds in the sky on His way to heaven.

**For You and Me:**

Jesus went up to heaven and is there now ruling over all things. He is still caring for His people and bringing about God's plans for this world. One day, God's plans will be finished, and Jesus will come back. He will bring an end to sin and death and this world forever. He will make a wonderful, new world for God's people to live in with Him forever. That will be best of all! We can be God's people, too, when we turn away from our sins and trust in Jesus as our Savior. Ask Him to help you! He loves to answer this prayer!

**Detective Dan's Lesson #2 Listening Assignment:****Our Bible Verse is 1 Peter 3:21-22:**

"Jesus Christ, who has gone into heaven and is at God's right hand - with angels, authorities and powers in submission to him."

I need to know:

- 1. How did Jesus go up to heaven to rule?** He rose up through the clouds in the sky.
- 2. What does He rule over from heaven?** When will He come back? Jesus rules over all things. He will come back at the end of time when God's plans for this world are finished.

**For You and Me:**

Jesus went up to heaven and is there now ruling over all things. He is still caring for His people and bringing about God's plans for this world. One day, God's plans will be finished, and Jesus will come back. He will bring an end to sin and death and this world forever. He will make a wonderful, new world for God's people to live in with Him forever. That will be best of all! We can be God's people, too, when we turn away from our sins and trust in Jesus as our Savior. Ask Him to help you! He loves to answer this prayer!

**Detective Dan's Lesson #3 Listening Assignment:**

I found six clues, but two of them are **NOT** in the story. They were: a cloud; a feather duster; an ostrich; a disciple; the Holy Spirit in a heart; and the world. *Hold each of them up for the children to see as you identify them.*

I need to know:

- 1. Which four belong in the story and which two don't?** The cloud, the disciple, the Holy Spirit in a heart; and the world belong. The feather duster and the ostrich do not.
- 2. What job did Jesus give His disciples to do? Who would help them do it?** To tell the whole world the good news of Jesus that they might turn from their sins and be saved. God's Holy Spirit, living in their hearts would help them.

**For You and Me:**

Jesus went up to heaven and is there now ruling over all things. He is still caring for His people and bringing about God's plans for this world. One day, God's plans will be finished. The good news of Jesus will be told to the whole world, and Jesus will come back. He will bring an end to sin and death and this world forever. He will make a wonderful, new world for God's people to live in with Him forever. That will be best of all! We can be God's people, too, when we turn away from our sins and trust in Jesus as our Savior. Ask Him to help you! He loves to answer this prayer!

**The Gospel** (story wrap-up if NOT using Listening Assignments)**Our Bible Truth is:****What Did Jesus Come to Do?****Jesus Came to Bring Us to God...****He Went Up to Rule in Heaven!**

*Jesus finished the job His Father, God, gave Him to do on earth. He paid for God's people's sins when He died on the cross. On Day Three, He rose from the dead in victory. He made the way for them to come to God. Now Jesus is in heaven, preparing a place for God's people to live with God forever. He is ruling as King. One day He will come back to earth and put an end to sin and death forever. Oh, how sad that day will be for those who kept on disobeying God and did not trust in Jesus as their Savior. They will be separated from God and His goodness forever. But oh, how wonderful for all who have turned away from their sins and have trusted in Jesus as their Savior! They will live with God forever happy. We, too, can live forever happy with God. If we turn away from our sins and trust in Jesus as our Savior. How good God is to us! Ask God to help you! He loves to answer this prayer!*  
*Close in prayer.*

**Closing ACTS Prayer**

- A** Jesus, we praise You for being our Savior. You came to bring us to God. You died and rose again. You went up to heaven. We praise You for being our great King of Kings who rules over everything.
- C** Jesus, we are all sinners who have chosen to disobey God and His good laws. We deserve His punishment. We need to turn to You for forgiveness. We need You to be our Savior!
- T** Thank You, Jesus, for dying on the cross and for rising from the dead in victory! Thank You for ruling over all things from heaven. Thank You for the promise that You will come back one day and bring an end to sin and death forever.
- S** Jesus, work in our hearts. Help us to turn away from our sins. Help us to trust in You as our Savior. We want to become God's people. Jesus, come back soon! We long for the day when You will bring sin and death to an end forever, and will rule as the great forever king over God's kingdom. Help us to be ready for that day! In Jesus' name, we pray, Amen.

***Go to Lesson Plan, p.9 for the script to the rest of the lesson.***



**Deep Down Discussion Sheet**

use with all THREE lessons

Use with all  
response activities  
for deeper learning**P.1***Questions to aid discussion of the key concepts and for use in games*

Be familiar with these questions and answers. Look for opportunities to ask questions and discuss their answers, such as while the children work on their coloring pages, as part of their response games, or during play time. Remember: your goal isn't to ask all these questions or only talk to the children about these things. It's to be deliberate in having good conversations with them, however much or little you have.

**BIG  
QUESTION****Meaning**

What Did Jesus Come to Do? Jesus Came to Bring Us to God!

In the beginning, God created the world perfectly. What a wonderful, special closeness people enjoyed with Him! Yes, it was "Perfect Wonderfulness" knowing God and living in His world. It could have stayed that way forever, but it did not. All of this perfection was broken when people disobeyed God. The big Bible word for disobeying God is "sin." When we look around us, we can see the sadness that sin brought into God's good world. So much in this world is not perfect or wonderful anymore! We've lost the special closeness with God, too. Yes, when sin came into the world, it spoiled so many things. But would all this sin and sadness last forever? People certainly deserved it to. After all, they had turned away from God. Now people deserved His punishment, not His love. But God treats us so much better than we deserve! From the beginning, He had an amazing plan to bring sinful people like us back to Himself. How? He promised to send a Savior. That Savior was Jesus, God's own Son. Jesus lived a perfect life, then He gave it up as the full payment for sins as He suffered and died on the cross. On the third day, Jesus rose from the dead, showing He had really done it! He had beaten sin and death for God's people! We can become God's people, too, when we turn away from our sins and trust in Jesus as our Savior. Then, we will get to know God in our hearts; and one day, we will get to go live with God and enjoy all of His Perfect Wonderfulness forever!

**Discussion  
Questions**

*choose a  
few*

1. What did Jesus come to do? *Jesus came to bring us to God!*
2. Who did people have a wonderful closeness with in the beginning? *With God.*
3. What did people do that caused the wonderful closeness with God to end? *They disobeyed Him.*
4. What did all people deserve for disobeying God? *God's punishment that keeps them separated from Him and all His goodness forever. How sad!*
5. Who did God send to bring His people to Him? *Jesus.*
6. What did Jesus take for God's people on the cross? *The punishment for their sins.*
7. What happens to us when we turn away from our sins and trust Jesus as our Savior? *God forgives our sins. He makes us His people. We have special closeness with God now. Then, when our bodies die, we will go on living happily with God forever.*

**BIBLE  
TRUTH****Meaning**

Jesus Came to Bring Us to God... He Went Up to Rule in Heaven!

After Jesus rose from the dead, He appeared to His followers many times. He showed them from the Bible why He had to suffer and die on the cross. He showed them how He had completed all of God's plans to save God's people. Jesus also told them God's plans for them. They were to go to into the whole world, urging everyone to turn away from their sins and trust in Him as their Savior. God would use them to save His people from every part of the world. After Jesus finished teaching His followers all these things, He went home to heaven. At last, once more, Jesus shone with the bright shininess of God's glorious goodness. At last, once more, He delighted in all of the Perfect Wonderfulness of God—that closest, most wonderful love that He had fully enjoyed with God, the Father, and God, the Holy Spirit, before He had gone to earth to be our Savior. Jesus' work on earth was done, but not His work in heaven. Jesus now reigns as king over the whole universe --the King of kings and Lord of lords. He prays and cares for God's people as God's plan for them keeps being worked out here on earth. Jesus is there ruling and caring for God's people even now! And one day, He will come back to earth. He will put an end to sin and death forever. And in the new heaven and earth God will make, He will live face-to-face with God's people forever. That will be best of all! We can be God's people when we turn away from our sins and trust in Jesus as our Savior.

**Discussion  
Questions**

*choose a  
few*

1. Who did Jesus appear to, after He rose from the dead? *Lots of His followers (disciples) many times.*
2. What did Jesus tell His disciples? *Why He had to suffer and die on the cross; how the Bible shows God's plan for Him to take the punishment for the sins of God's people on the cross; and, to go into all the world and tell others how they can become God's people.*
3. Where did Jesus go home to? *To heaven.*
4. What did Jesus enjoy when He went home to heaven? *The closest, most wonderful love together with God the Father and God the Holy Spirit. The bright, shininess of God's glory. The riches of heaven. The praise of the angels for saving God's people.*
5. What does Jesus do in heaven now? *He rules over the whole universe as King of Kings and Lord of Lords. He prays and cares for His people as God's plan for them keeps being worked out here on earth.*
6. What will Jesus do when God's plans are all finished? *He will come back to earth to put an end to sin and death. He will rule and live in God's new heaven and earth with God's people, forever happy.*
7. How can we become God's people? *By turning away from our sins and trusting in Jesus as our Savior.*

**Deep Down Discussion Sheet**

use with all THREE lessons

**P.2***Questions to aid discussion of the key concepts and for use in games*

<b>THE GOSPEL</b>	What is God's good news for you and me? <i>The gospel! What Did Jesus Come to Do? Jesus Came to Bring Us to God... He Went Up to Rule in Heaven! Jesus finished the job His Father, God, gave Him to do on earth. He paid for God's people's sins when He died on the cross. On Day Three, He rose from the dead in victory. He made the way for them to come to God. Now Jesus is in heaven, preparing a place for God's people to live with God forever. He is ruling as King. One day He will come back to earth and put an end to sin and death forever. Oh, how sad that day will be for those who kept on disobeying God and did not trust in Jesus as their Savior. They will be separated from God and His goodness forever. But oh, how wonderful for all who have turned away from their sins and have trusted in Jesus as their Savior! They will live with God forever happy. We, too, can live forever happy with God. If we turn away from our sins and trust in Jesus as our Savior. How good God is to us! Ask God to help you! He loves to answer this prayer!</i>
<b>BIBLE TRUTH BIBLE VERSE</b>	"Jesus Christ, who has gone into heaven and is at God's right hand - with angels, authorities and powers in submission to him." --1 Peter 3:21-22
<b>Meaning</b>	<b>Learn a Little:</b> "Jesus Christ ... has gone into heaven and is at the right hand of God." <b>What does that mean?</b> The Bible tells us that after Jesus rose from the dead, He taught His disciples many things from the Bible. But at last, when Jesus finished teaching them, He went up to heaven and began His rule as king, just as God promised He would in the Bible. That's what being at the right hand of God means. That's a Bible way of saying that Jesus is ruling as the promised, great King who would beat sin and death and save God's people--all who turn away from their sins and trust in Him as their Savior. (That can even be you and me!). And that what Jesus is still doing even now. He is ruling over everything—not just all people, but all of the angels and other heavenly powers. He is King of Kings and Lord of Lords!
<b>Discussion Questions</b>	1. Did Jesus stay dead in His cave-grave? <i>No, He did not. He rose from the dead.</i> 2. Who did Jesus talk with after He rose from the dead? <i>His disciples.</i> 3. Where did Jesus go after He finished teaching His disciples? <i>He went up to heaven.</i> 4. What is Jesus doing in heaven now? <i>He is ruling over everything.</i> 5. Who even rules over the angels and other heavenly powers? <i>Jesus does.</i>
<b>BIBLE STORY</b>	<b>The Case of the Fluffy Farewell</b>
<b>Discussion Questions</b>	1. What was the exciting news that everyone was talking about in Jerusalem? <i>That Jesus had rose from the dead.</i> 2. Who did Jesus appear to after He rose from the dead? <i>His friends... one time even 500 of them at once!</i> 3. What did Jesus do with His friends after He rose from the dead? <i>He ate and drank with them. He showed them everything the Bible had to say about Him. He taught them more of God's plans for the world.</i> 4. Where did Jesus tell His friends He was going? <i>Back home to heaven to be with God His Father and the Holy Spirit. And, to be the great King of Kings and rule over everything.</i> 5. Who did Jesus promise to send His friends? <i>The Holy Spirit, to teach them more about God, to comfort them in their hearts and to give them power to do everything God wanted them to do.</i> 6. What did Jesus want His friends to do? <i>Tell the whole world how they could be saved by turning away from disobeying God and trusting in Jesus as their Savior.</i> 7. How did Jesus go to heaven? <i>He rose up in the sky.</i> 8. How will Jesus come back one day? <i>He will come back in the same way He left.</i> 9. What is Jesus doing in heaven even now? <i>He is ruling as the great King of Kings, praying and caring for God's people. And, bringing about all of God's good plans for this world.</i> 10. How can we become God's people? <i>By turning away from our sins and trusting in Jesus as our Savior.</i>