

DEEP DOWN DETECTIVES

**Curriculum Resources
for Unit 9, Bible Truth 5:**



**What Did Jesus Come to Do?
Jesus Came to Bring Us to God...**

He Rose from the Dead!

Session Prep (especially good for newbies!)

Pray!



Pray for the Holy Spirit to be at work in your and the children's hearts.

Review



If new to the curriculum, look at the **Getting Started with Deep Down Detectives section of the Core Curriculum book.** (p.5) It will be especially helpful to read through the Deep Down Detectives section of **The Praise Factory Tour: Extended Version Book.** This is a visual way to understand what goes on in the classroom. (A pdf of the book is found in the samples section on the website.)

Look through and Learn the Lesson



Read over **lesson plan.** Practice any **songs or action rhymes** you are using. Choose/make up motions to go with these. Choose less with younger children and more with older preschoolers. **Practice the lesson with the visual aids** and using the Big Question Box/Briefcase.

Read and Rehearse the Bible Story with Pictures



Read the Bible story from the Bible. Read the curriculum version. Practice telling it with the storyboard pictures. (If you have not previously laminated the story pictures, do that now.) Or, rehearse it from the Simple Story Scenes, if you are using those.

Let There Be Music



Download the music and listen to the songs. Choose which of the songs you will use with the children. If using live musicians, make sure they have the sheet music (Appendix A, Core Curriculum book).

Put the Props in Place



1. Prepare your Visual Aids. Put the Big Question, Unit Bible Truths, Bible Truth, Bible Verse, and Listening Assignment signs, as well as the Bible Story script in one side of the Bible folder.
2. Get out your storyboard. If using Simple Story Scenes, put these in your Bible Folder. Or, if using the individual storyboard figures, put all background pictures in place (they have a BG by the number). Put the rest of the storyboard pictures (these have a SB by the number) in order of use in the other side of the Bible folder.
3. Put the DDD Bible Folder as well as the Big Question sign in the Big Question Box/Briefcase and shut it. If your box/briefcase has locks and you want to use the unlocking the box as part of your session, lock it now....but make sure you have the key or know the code first.
4. Prepare the music CD or sheet music or mp3 device for use in your session.

Set Out Free Play Activities



Choose and set up free time activities you will use with the children. Choose a variety of different activities that will be enjoyed by different types of children. Rotate the activities you provide to keep them interesting and fresh to your children. (Suggestions in Appendix D, Core Curriculum books.)

Prepare Any Activities



Choose which (if any) of the Bible Truth games and crafts activities you want to use in the session. Bear in mind your time frame as well as the developmental abilities and attention span of your children as you decide which/how many to prepare. **Look over the Discussion Sheet** and choose a few questions you might use to spark discussion with the children as they do their activities (especially good for ages 3's+). Pray for God to give you opportunities to talk about these things with the children.

Let Them Take It with Them



Make copies of the craft/take home sheets, if you are not already using them as one of your activities. You may also want to make copies of the story (see take-home version of each story included in Appendix C with the other take home resources) to have for parents to use with their children at home. There's a link on each craft/take home sheet to the story, if you don't make hard copies.

Store It



After your session is over, collect the resources and store them for future use. This curriculum can be used over and over for years to come.

Unit 9: Jesus, Immanuel, God with Us

UNIT OVERVIEW

In the beginning, God created the world perfectly. What a wonderful, special closeness people enjoyed with Him! Yes, it was "Perfect Wonderfulness" knowing God and living in His world. It could have stayed that way forever, but it did not. All of this perfection was broken when people disobeyed God. The big Bible word for disobeying God is "sin." When we look around us, we can see the sadness that sin brought into God's good world. So much in this world is not perfect or wonderful anymore! We've lost the special closeness with God, too. Yes, when sin came into the world, it spoiled so many things.

But would all this sin and sadness last forever? People certainly deserved it to. After all, they had turned away from God. Now people deserved His punishment, not His love. But God treats us so much better than we deserve! From the beginning, He had an amazing plan to bring sinful people like us back to Himself. How? He promised to send a Savior. That Savior was Jesus, God's own Son. Jesus lived a perfect life, then He gave it up as the full payment for sins as He suffered and died on the cross. On the third day, Jesus rose from the dead, showing He had really done it! He had beaten sin and death for God's people! We can become God's people, too, when we turn away from our sins and trust in Jesus as our Savior. Then, we will get to know God in our hearts; and one day, we will get to go live with God and enjoy all of His Perfect Wonderfulness forever!

In this unit, we will learn six truths about Jesus, our Savior.

UNIT BIBLE VERSE: 1 Peter 3:18, ESV

"Christ suffered once for sins, the righteous for the unrighteous, that he might bring us to God."

BIG QUESTION UNDER INVESTIGATION: What Did Jesus Come to Do?

ANSWER: Jesus Came to Bring Us to God!

OPTIONAL Big Question 9 INTRODUCTION LESSON (Use Hide 'n' Seek Kids Unit 9 Material)

Story: The Case of the Son Who Came Down *The Gospels*

Bible Verse: 1 Peter 3:18

BIBLE TRUTH 1: He Left His Home in Heaven to Save Us (3 Lessons Available)

Story: The Case of the Lover Who Left It All Behind *Luke 1-2; John 1,6*

Bible Verse: John 6:38

BIBLE TRUTH 2: He Never, Ever Disobeyed God (3 Lessons Available)

The Case of the Man Who Never Said "No" *The Gospels; Hebrews 4*

Bible Verse: Hebrews 4:15

BIBLE TRUTH 3: He Taught about God and Did Amazing Things

(3 Lessons Available)

Story: The Case of the Eyewitness *Luke 4:31ff; 5; 9:28-36; 11:23-24; John 2; 6:16-21; 11*

Bible Verse: John 6:68-69

BIBLE TRUTH 4: He Died on the Cross for the Sins of God's People (3 Lessons Available)

Story: The Case of the Great Price *Matthew 27; Mark 15; Luke 23; John 19*

Bible Verse: Hosea 13:14

➔ BIBLE TRUTH 5: He Rose from the Dead (3 Lessons Available)

Story: The Case of the Unexpected Ending *Matthew 27-28; Mark 15-16; Luke 24; John 20-21*

Bible Verse: Luke 24:5-6

BIBLE TRUTH 6: He Went Up to Rule in Heaven (3 Lessons Available)

Story: The Case of the Fluffy Farewell *Matthew 27-28; Mark 15-16; Luke 23-24; John 19-20; Acts 1*

Bible Verse: Philippians 2:9-11

Deep Down Detectives ESV Songs 9 Track Numbers

This is a listing of all songs mentioned in the unit curriculum. You may or may not choose to use all of the songs. They are listed in easy-reference order--NOT in the order used in the curriculum.

You may choose to simply burn a CD/load them onto an mp3 device in this order. Or, you may want to do what we do: choose the songs we want to use and create a play list of them in that order. Then, we burn a CD/upload the play list onto an mp3 device. A teacher only has to click forward to the next song, instead of hunting for the right track. The track number have been included as part of the title of each song, teachers will still have a reference to the track number listed in the curriculum (same as those listed below), even if you change the order on your customized play list.

SONGS USED EVERY UNIT OF THE CURRICULUM

- 1 The Classroom Song v.1
- 2 The Classroom Song v.2
- 3 The Classroom Song v.3
- 4 The Classroom Song v.4
- 5 Deep Down Detectives Theme Song
- 6 The Classroom Rules Song
- 7 Let's Pray Song
- 8 The Big Question Box Song
- 9 The Bible Chant Song
- 10 ACTS Prayer Song (Short Version)
- 11 ACTS Prayer Song (Full Version)

Why the Extra Songs?

Deep Down Detectives is a curriculum used by a wide age-span of kids. Sometimes one of the other songs is a better fit for your kids. Or, you may simply want to teach them more songs on the same Bible Truth. Use as many or as few as you want.

UNIT 9: JESUS, IMMANUEL, GOD WITH US

- 12 Big Q & A 9 Song
- 13 Big Question 9 Song: What Did Jesus Come to Do?
- 14 Big Question 9 Bible Verse Song: Christ Once Suffered for Sins 1 Peter 3:18, ESV (full version)
- 15 Big Question 9 Bible Verse Song: Christ Once Suffered for Sins 1 Peter 3:18, ESV (short version)
- 16 *Extra Big Question 9 Bible Verse Song: For Christ Suffered Once for Sin 1 Peter 3:18, ESV (other version)*
- 17 *Extra Big Question 9 Bible Verse Song: For God So Loved the World John 3:16, ESV*
- 18 Big Question 9 Hymn: To God Be the Glory, v.1
- 19 Big Question 9 Praise Song: Blessed Be the Name

What Did Jesus Come to Do?

Jesus Came to Bring Us to God...

Bible Truth 1: He Left His Home in Heaven to Save Us

- 20 Bible Verse: Down, Down, Down John 6:38, ESV
- 21 *Extra Bible Verse: The Word Became Flesh John 1:14 NIV 1984*
- 22 *Extra Bible Verse: Your Attitude Should Be Philippians 2:5-8, NIV 1984*

Bible Truth 2: He Never, Ever Disobeyed God

- 23 Bible Verse: Jesus Has Been Tempted Hebrews 4:15, ESV
- 24 *Extra Bible Verse: We Have a Great High Priest: Hebrews 4:14-15, NIV 1984*

Bible Truth 3: He Taught about God and Did Amazing Things

- 25 Bible Verse: Jesus Went Proclaimin' Matthew 4:23, ESV
- 26 *Extra Bible Verse: Lord, to Whom Shall We Go? John 6:68-69, ESV*
- 27 *Extra Bible Verse: Who Is This? Luke 8:25, NIV 1984*
- 28 *Extra Bible Verse: Jesus Said to Them: Matthew 16:15-16, ESV*

Bible Truth 4: He Died on the Cross for His People's Sins

- 29 Bible Verse: I Will Ransom Them Hosea 13:14, HCSB
- 30 *Extra Bible Verse: Blessed Are Those Romans 4:7-8, ESV*

Bible Truth 5: He Rose from the Dead

- 31 Bible Verse: Why Do You Seek? Luke 24:5-6, ESV
- 32 *Extra Bible Verse: I Am the Living One Revelation 1:17-18, ESV*
- 33 *Extra Bible Verse: He Is the Head of the Body Colossians 1:18, ESV*

Bible Truth 6: He Went Up to Rule in Heaven

- 34 Bible Verse: Gone into Heaven 1 Peter 3:21-22, ESV
- 35 *Extra Bible Verse: Jesus Christ Has Gone into Heaven 1 Peter 3:21-22, ESV (other version)*
- 36 *Extra Bible Verse Therefore God Exalted Him Philippians 2:9-11, NIV 1984*

listen to or download songs for free at <https://praisefactory.org>: Deep Down Detectives Music page

Big Question 9, Bible Truth 5 Overview: Key Concepts

P.1

Unit 9: Jesus, Immanuel, God with Us

Unit Big Question (and Answer): What Did Jesus Come to Do? Jesus Came to Bring Us to God!

Unit Bible Verse: “Christ suffered once for sins, the righteous for the unrighteous, that He might bring us to God.” 1 Peter 3:18, ESV

Bible Truth 5 Concept: Jesus Came to Bring Us to God... He Rose from the Dead!

Jesus suffered on a cross for the sins of God’s people. He took the punishment for sins that they deserved so that they might become God’s dearly-loved people. Jesus died that day. His friends buried His body in a cave-grave. But death could not keep Jesus dead! On the third day, God raised up Jesus’ body from the grave. Yes, Jesus was alive, never to die again! He had beaten sin and death. He had made the way for us to come to God.

Now God’s people could have special closeness with God in their hearts. And when they died, they would go to live with God. And at the end of time, God would raise their bodies from their graves—just like He raised Jesus’ body. New and perfect bodies, ready to live with Him in a beautiful, new heaven and earth forever.

Bible Truth 5 Bible Verse: Luke 24:5-6, ESV

“Why do you seek the living among the dead? He is not here, but has risen.”

Learn a Little: “He is not here; [He] has risen!”

Meaning

The Bible tells us that on the third day after Jesus died, some women who loved Jesus went to the cave-grave where He was buried to take care of His dead body. But angels came and told them the good news: “Jesus is alive! He has risen from the dead!” Jesus was not in that cave at all! He was alive forevermore!

Bible Truth 5 ACTS Prayer

- A** Jesus, we praise You for being our Savior. You came to bring us to God. We praise You for being powerful enough to beat sin and death!
- C** Jesus, we are all sinners who have chosen to disobey God and His good laws. We deserve His punishment. We need to turn to You for forgiveness. We need You to be our Savior!
- T** Thank You, Jesus, for dying on the cross to save all who trust in You as their Savior. Thank You for rising from the dead in victory! You show us that You really have beaten sin and death for all who turn away from their sins and trust in You as their Savior.
- S** Jesus, work in our hearts. Help us to turn away from our sins. Help us to trust in You as our Savior. Help us to love You and live for You more and more. Jesus, come back soon! We long for the day when You will bring sin and death to an end forever. Help us to be ready for that day! In Jesus’ name, we pray, Amen.

Bible Truth 5 Story

The Case of the Unexpected Ending *Matthew 27-28; Mark 15-16; Luke 24; John 20-21*

Big Question 9, Bible Truth 5 Overview: Key Concepts**p.2****Songs Used in Bible Truth 5**

Big Q & A 9 Song

Big Question 9 Song: What Did Jesus Come to Do?

Big Question 9 Bible Verse Song: Christ Once Suffered for Sins 1 Peter 3:18, ESV

Extra Big Question 9 Bible Verse Song: For Christ Suffered Once for Sin

Extra Big Question 9 Bible Verse Song: For God So Loved the World John 3:16, ESV

Big Question 9 Hymn: To God Be the Glory, v.1

Big Question 9 Praise Song: Blessed Be the Name

Bible Truth 5 Bible Verse: Why Do You Seek? Luke 24:5-6, ESV

Bible Truth 5 Extra Bible Verse: I Am the Living One Revelation 1:17-18, ESV

Bible Truth 5 Extra Bible Verse: He Is the Head of the Body Colossians 1:18, ESV

listen to or download songs for free at <https://praisefactory.org>: Deep Down Detectives Music page

Lesson Plan: Big Question 9, Bible Truth 5

use with all THREE lessons

p.1**1. GETTING STARTED**

= follow the stars for a short & simple lesson plan

Intake	
Activity Ideas	Choose one of these open-ended activities to include children as they join the class:
Free Play Time	
<i>suggestions in Appendix D</i>	Offer your own or some of the easy-to-make, free play activities suggested in Appendix D.
OR Sing-along Music Time	Music from Deep Down Detectives (DDD) ESV Songs 9:
<i>lyrics and sheet music, Appendix A</i>	Big Q & A 9 Song DDD ESV Songs 9, track 12
	Big Question 9 Song DDD ESV Songs 9, track 13
<i>listen to or download songs for free at https://praisefactory.org/Deep Down Detectives Music page</i>	Big Question 9 (Unit) Bible Verse Song:
	Christ Once Suffered for Sins 1 Peter 3:18, ESV (full version) DDD ESV Songs 9, track 14
	Big Question 9 (Unit) Bible Verse Song:
	Christ Once Suffered for Sins 1 Peter 3:18, ESV (short version) DDD ESV Songs 9, track 15
	Extra Big Question 9 (Unit) Bible Verse Song:
	For Christ Suffered Once for Sin 1 Peter 3:18, ESV (version 2) DDD ESV Songs 9, track 16
	Extra Big Question 9 (Unit) Bible Verse Song:
	For God So Loved the World John 3:16, ESV DDD ESV Songs 9, track 17
	Big Question 9 Hymn:
	To God Be the Glory, v.1 DDD ESV Songs 9, track 18
	Big Question 9 Praise Song:
	Blessed Be the Name DDD ESV Songs 9, track 19
	Bible Truth 5 Bible Verse Song:
	Why Do You Seek? Luke 24:5-6, ESV DDD ESV Songs 9, track 31
	Bible Truth 5 Extra Bible Verse Song:
	I Am the Living One Revelation 1:17-18, ESV DDD ESV Songs 9, track 32
	Bible Truth 5 Extra Bible Verse Song:
	He Is the Head of the Body Colossians 1:18, ESV DDD ESV Songs 9, track 33
	Add more fun to Sing-along Music Time by adding a Music, Movement & Memory Activity. These activities are listed on p.10 of this lesson plan with the Response Activities. Instructions found in Appendix B.
OR Bible Verse Memory Game	Lesson 1 Game: Simon Says How
<i>instructions found in Appendix B</i>	Lesson 2 Game: Roll 'n' Toss
	Lesson 3 Game: Block Clapping
	These activities are also included on p.10 of this lesson plan with the Response Activities.
2. OPENING CIRCLE TIME (introduce the Bible Truth and tell the related Bible story)	
Gathering the Children	Sing verse 1 of The Classroom Song to gather the children for Circle Time.
<i>lyrics and sheet music, Appendix A</i>	The Classroom Song, verse 1 DDD ESV Songs 9, track 1
	Let's gather together to worship God, Let's gather together to worship God, Let's gather together to worship God, Come gather here with me!
Welcome to Deep Down Detectives	"Welcome to Deep Down Detectives. We're so glad you've joined us! Detectives are people who look for answers to questions. In Deep Down Detectives, we look for answers to big questions about God. We dig deep down in the truths of God's Word to find them."

Lesson Plan: Big Question 9, Bible Truth 5 use with all THREE lessons

p.2

2. OPENING CIRCLE TIME, continued

= follow the stars for a short & simple lesson plan

<p>Deep Down Detectives Theme Song</p> <p><i>lyrics and sheet music, Appendix A</i></p>	<p>"Let's sing our Deep Down Detectives Theme Song."</p> <p> Deep Down Detectives Theme Song DDD ESV Songs 9, track 5</p> <p>We're Deep Down Detectives, diggin' deep in God's Word, For truths about God and His plans for this world, We're seeking to love Him, with all of our heart, We're Deep Down Detectives! Come on! Let's start!</p>
<p>Classroom Rules Song</p> <p><i>lyrics and sheet music, Appendix A</i></p>	<p>There are two very important things that Deep Down Detectives do together: we worship God and we love one another. Our Classroom Rules Song reminds us how we should act. Let's sing it."</p> <p>Classroom Rules Song DDD ESV Songs 9, track 6</p> <p>Shh, be quiet while someone is talking, Raise your hand, if you have something to say, Don't touch your friend, sitting beside you, Obey your teachers, Be kind as you play. These are our classroom rules, These are our classroom rules, They help us worship God and love one another, These are our classroom rules.</p>
<p>Opening Prayer Time</p> <p><i>lyrics and sheet music, Appendix A</i></p>	<p>"Children, we need God's help to keep these rules. Let's ask Him to help us right now. Let's get ready and pray."</p> <p>Let's Pray DDD ESV Songs 9, track 7</p> <p>1-2-3! Fold your hands, Bow your head, Close your eyes. Let's pray! <i>(repeat)</i></p> <p>"Let's pray:"</p> <p> Opening Prayer</p> <p>Dear Lord, We're so glad to get to gather together to worship You! Please help us keep the classroom rules. Please help us to love You and learn about You today. In Jesus' name we pray. Amen.</p>

Lesson Plan: Big Question 9, Bible Truth 5 use with all THREE lessons**p.3****2. OPENING CIRCLE TIME, continued**

= follow the stars for a short & simple lesson plan

<p>Reveal the Big Question</p> <p>Introduce the Big Question Box/Briefcase</p> <p><i>lyrics and sheet music, Appendix A</i></p>	<p>"Detectives INVESTIGATE things. That means they ask questions and look for answers. Deep Down Detectives investigate big questions about God. The Big Question we are investigating today is right inside our Big Question Box/Briefcase.</p> <p>The Big Question Box Song <i>DDD ESV Songs 9, track 8</i></p> <p>We've got a big box, All closed up and locked, Filled with the truths of God's Word.</p> <p>We've got a brief case, There's no time to waste, Come on, kids, let's open it up!</p>
<p>The Big Question under Investigation</p> <p>VISUAL AID</p> <div data-bbox="203 808 389 913"> <p>#1 of BQB</p> </div> <p><i>Big Question & Answer Sign, front side</i></p> <p><i>*found in the DDD Unit 9 Visual Aids, ESV Book</i></p>	<p>Ok, who would like to open for me and pull out the Big Question?"</p> <p><i>Choose a child to open the box/briefcase, take out the Big Question and hand it to you, then hold up the Big Question sign for all the children to see, and say:</i></p> <p>★ The Big Question we are investigating today is Big Question Number 9:</p> <p>What Did Jesus Come to Do? and the Answer is: Jesus Came to Bring Us to God!</p>
<p>Big Question Meaning</p>	<p>★ In the beginning, God created the world perfectly. What a wonderful, special closeness people enjoyed with Him! Yes, it was "Perfect Wonderfulness" knowing God and living in His world. It could have stayed that way forever, but it did not. All of this perfection was broken when people disobeyed God. The big Bible word for disobeying God is "sin."</p> <p>When we look around us, we can see the sadness that sin brought into God's good world. So much in this world is not perfect or wonderful anymore! We've lost the special closeness with God, too. Yes, when sin came into the world, it spoiled so many things.</p> <p>But would all this sin and sadness last forever? People certainly deserved it to. After all, they had turned away from God. Now people deserved His punishment, not His love.</p> <p>But God treats us so much better than we deserve! From the beginning, He had an amazing plan to bring sinful people like us back to Himself. How? He promised to send a Savior. That Savior was Jesus, God's own Son. Jesus lived a perfect life, then He gave it up as the full payment for sins as He suffered and died on the cross. On the third day, Jesus rose from the dead, showing He had really done it! He had beaten sin and death for God's people! We can become God's people, too, when we turn away from our sins and trust in Jesus as our Savior. Then, we will get to know God in our hearts; and one day, we will get to go live with God and enjoy all of His Perfect Wonderfulness forever!</p>
<p>Big Question Songs</p> <p>Big Q & A 9 Song</p> <p><i>lyrics and sheet music, Appendix A</i></p>	<p>★ "Let's sing our Big Question Song:</p> <p>Big Q & A 9 Song <i>DDD ESV Songs 9, track 12</i></p> <p><i>(adapted version of "This Old Man")</i></p> <p><i>What did Jesus come to do?</i> <i>What did Jesus come to do?</i> <i>Jesus came to bring us to God.</i> <i>That's what Jesus came to do!</i></p>

2. OPENING CIRCLE TIME, continued

= follow the stars for a short & simple lesson plan

**Learning about
the Big Question
(use one or both)***Repeat the Big Question and Answer again:**"What Did Jesus Come to Do? Jesus Came to Bring Us to God!"**Say: "Hmmm, I wonder what that means... Let's do our action rhyme/sing our song that explains it."**Then do the action rhyme or sing the song using any of the optional motions suggested, if desired.***Big Question
Action Rhyme****Big Question 9 Action Rhyme****(POSSIBLE ACTIONS)***The LORD is not like anyone else.**He's not like you or me.**He Left His Home in Heaven to Save Us**I cannot touch or see.**He's very, very, VERY strong.**He knows everything,**He never does any wrong!**And He is with us all the time.**No matter where we may be.**Shake your head side to side in a "no"
point out to someone else, then to self**close eyes**flex arm muscle**Touch head**Shake your head side to side in a "no"**Stretch your hands out wide***Big Question
(Action Rhyme)
Song***lyrics and sheet music,
Appendix A***Big Question 9 (Action Rhyme) Song***DDD ESV Songs 9, track 13***(POSSIBLE ACTIONS)***Refrain:**Tell me, can anybody tell me,**Tell me, what the LORD is like?**Tell me, can anybody tell me,**Tell me, what the LORD is like?**Jesus Came to Bring Us to God,**Jesus Came to Bring Us to God,**Jesus Came to Bring Us to God,**Jesus Came to Bring Us to God,**Point out to others in a arc movement**Point up to God**Shake head "no"**Verse 1**He's Omniscient! (He knows all things)**Omnipresent! (He's everywhere you can be)**Omni-benevolent! (He's always good!)**and Omnipotent! (He can do all things!) Refrain**Touch head**Point out to others in a arc movement**hold up flexed arm**Verse 2**He's Immutable! (He never changes!)**He's Infallible! (He makes no mistakes!)**He's Infinite! (There's always more of Him to know!)**And purely Righteous!**(He has no sin! Not even a teeny, tiny speck!) Refrain**fold arms over chest and shake head "no"**extend out arms to each side**hand gesture for tiny, by place index and
thumb of same hand a little space apart*

Lesson Plan: Big Question 9, Bible Truth 5

use with all THREE lessons

p.5**2. OPENING CIRCLE TIME, continued**

= follow the stars for a short & simple lesson plan

Learning the Bible Truth

VISUAL take out

AID

#2

of BQB

VISUAL AID

All the Bible Truths Sign

★ "Jesus Came to Bring Us to God" is a good beginning, but there's so more to learn. So it's time for us to dig down even deeper for more answers to our Big Question about God. We're going to be learning **SIX** Bible truths that all tell us more about Jesus.

Who would like to hand me the picture with our six Bible truths on it? It's in the Big Question Box/Briefcase." *Choose a child to get it and hand it to you, then hold it up and show them the pictures of the six truths they will be learning.*

Bible Truth Clue

VISUAL take out

AID

#3

of BQB

Bible Truth Clue Sign,
front side
VISUAL AID

After everyone has had a good look, say...

"Ok, we've learned four truths about Jesus. They are: "He Left His Home in Heaven to Save Us," "He Never, Ever Disobeyed God," "He Taught about God and Did Amazing Things," and, "He Died on the Cross for the Sins of God's People" (point to pictures as you identify each Bible Truth). Now let's look at our Bible Truth Clue sign and see if we can figure out which of these six truths we will be learning about today. Who would like to get it out of the Big Question Briefcase for me?"

Choose a child to open the briefcase, take out the Bible Truth Clue sign and hand it to you. Hold up the front side for the children to see. Cover up the answer, written along the bottom, and say:

"What Did Jesus Come to Do?

Jesus Came to Bring Us to God!

He Rose from the ????!"

Hint

We're missing one word. Here's the hint to what the missing word is. It says: "What is the opposite of being alive? It starts with a "d" and it rhymes with "red."

Can you guess? It's "Dead."

So the Bible Truth we are learning today is:

(uncover answer from bottom of sign, show it to them and say:)



"What Did Jesus Come to Do?

Jesus Came to Bring Us to God!

He Rose from the DEAD!"

Bible Truth Meaning

And here is what this Bible Truth means: *(read the meaning off of the back of the sign, say:)*

Jesus suffered on a cross for the sins of God's people. He took the punishment for sins that they deserved so that they might become God's dearly-loved people. Jesus died that day. His friends buried His body in a cave-grave. But death could not keep Jesus dead! On the third day, God raised up Jesus' body from the grave. Yes, Jesus was alive, never to die again! He had beaten sin and death. He had made the way for us to come to God.

Now God's people could have special closeness with God in their hearts. And when they died, they would go to live with God. And at the end of time, God would raise their bodies from their graves—just like He raised Jesus' body. New and perfect bodies, ready to live with Him in a beautiful, new heaven and earth forever.

Lesson Plan: Big Question 9, Bible Truth 5 use with all THREE lessons**p.6****2. OPENING CIRCLE TIME, continued**

= follow the stars for a short & simple lesson plan

Learning the Bible Verse**The Bible Chant Song**lyrics and sheet music,
Appendix A

"And how do I know this is true? God tells me so in His special book, the Bible."

Say or sing the Bible Chant Song.

The Bible Chant Song

DDD ESV Songs 9, track 9

The Bible, the Bible,
Let's get out the Bible.
Let's hear what God has to say.
The Bible, the Bible,
God's given us the Bible.
It's His Word for us to learn and obey! Yay!

Bible VerseDDD 9.5 Bible Verse-front
side (in the DDD Bible folder)VISUAL AID Place
verse in take outof BQB
DDD Bible
Folder*found in the DDD Unit 9
Visual Aids, ESV Book

"Who would like to get our Bible folder out of the Big Question Briefcase for me?"

Choose a child to open the briefcase, take out the "Bible" folder and hand it to you. Remove the Bible Verse Picture from the "Bible" folder and hold it up for all the children to see, then say:

Luke 24:5-6 tells us:

**Luke 24:5-6**

Why do you seek the living among the dead? He is not here, but has risen."

Learn a Little: "He is not here; [He] has risen!"**Bible Verse Meaning****What does that mean?**

The Bible tells us that on the third day after Jesus died, some women who loved Jesus went to the cave-grave where He was buried to take care of His dead body. But angels came and told them the good news: "Jesus is alive! He has risen from the dead!" Jesus was not in that cave at all! He was alive forevermore!

2. OPENING CIRCLE TIME, continued



= follow the stars for a short & simple lesson plan

Bible Verse
Song

lyrics and sheet music,
Appendix A

You might also enjoy:

I Am the Living One
Revelation 1:17-18, ESV
DDD ESV Songs 9, track 32

and
He Is the Head of the Body
Colossians 1:18, ESV
DDD ESV Songs 9, track 33

We've said our Bible verse, now let's sing it!

Why Do You Seek? Luke 24:5,6

DDD ESV Songs 9, track 31

Why do you seek the living among the dead?
Why do you seek the living among the dead?
He's not here, but has risen.
Jesus has risen.
Why do you seek the living among the dead?
Why do you seek the living among the dead?
Luke Twenty-four, five and six.

Lesson Plan: Big Question 9, Bible Truth 5

use with all THREE lessons

p.8**2. OPENING CIRCLE TIME, continued**

= follow the stars for a short & simple lesson plan

Getting into the Case	<p>"Now it's time to do a bit more deep down investigating. Let's see what Detective Dan wants us to help him figure out. Would someone like to get it out for me?"</p>
Listening Assignments <div> <div>Place in</div> <div>take out</div> <div>   </div> <div>of BQB</div> </div>	<p>NOTE: Listening assignments are most suitable for ages 3+. Skip straight to the Bible story (see bottom of this page), if working with 2 year olds.</p> <p>"Let's open up our listening assignment and see what we are supposed to figure out today.</p> <p><i>Choose a child to take out the Listening Assignment (from the DDD Bible Folder) and hand it to you. Read Detective Dan's letter to the children that includes the listening assignment. The listening assignments are summarized below:</i></p>
<div> <div>VISUAL AID</div> <div>#5</div> <div>DDD Unit 9 Visual Aids, ESV</div> </div>	<p><u>Detective Dan's Lesson #1 Listening Assignment:</u></p> <p>I need to find out:</p> <ol style="list-style-type: none"> 1. How did Jesus die? 2. What was unexpected about His death?
<div> <div>VISUAL AID</div> <div>#6</div> <div>DDD Unit 9 Visual Aids, ESV</div> </div>	<p><u>Detective Dan's Lesson #2 Listening Assignment:</u></p> <p>Our Bible Verse is Luke 24:5-6, ESV</p> <p>"Why do you seek the living among the dead? He is not here, but has risen."</p> <p>I need to find out:</p> <ol style="list-style-type: none"> 1. Who was looking for a dead man? What did they find instead? 2. What had happened to the dead man? Why?
<div> <div>VISUAL AID</div> <div>#7A,B,C</div> <div> <i>*Listening Assignment #3 includes the Assignment Sheet, plus 6 clue pictures*</i> </div> <div>DDD Unit 9 Visual Aids, ESV</div> </div>	<p><u>Detective Dan's Lesson #3 Listening Assignment:</u></p> <p>I found six clues, but only 4 of them are in the story. They are: an angel; a cactus; a dead body; a soldier; an ambulance; and, a weeping woman. <i>Hold each of them up for the children to see as you identify them.</i></p> <p>I need to figure out:</p> <ol style="list-style-type: none"> 1. Which four belong in the story and which two don't? 2. What did the weeping woman have to praise God about?
<p>Tell the Bible Story</p> <div> <div>Place story & pics in</div> <div>take out</div> <div>   </div> <div>of BQB</div> </div> <p>DDD Unit 9 Visual Aids, ESV</p> <p>Story text included in this book right after this lesson plan and in Visual Aids book</p>	<p>★ <i>Then say,</i> "Ok, Deep Down Detectives! Put on your best listening ears and see if you can hear the answers to Detective Dan's questions. When I finish telling the story, we will see if we can answer all the questions."</p> <p>★ Bible Story: The Case of the Unexpected Ending <i>Matthew 27-28; Mark 15-16; Luke 24; John 20-21</i></p> <p><i>Read the Bible Truth story, putting up the storyboard pictures/using Story Scenes as you tell it. Then, have the children answer the listening assignment. Present the gospel and lead in prayer.</i></p> <p><i>*Answers to questions; the gospel; and, ACTS prayer are included with the story text.*</i></p>

Lesson Plan: Big Question 9, Bible Truth 5

use with all THREE lessons

p.9**2. OPENING CIRCLE TIME, continued**

= follow the stars for a short & simple lesson plan

<p>Story Response Song(s)</p> <p>Hymn</p> <p><i>lyrics and sheet music, Appendix A</i></p>	<p><i>As attention span and time allow, you might want to end with one of the following songs which also tie in with the unit. If desired, use the Music and Movement activity ideas while singing (listed with the Response Activities).</i></p> <p>To God Be the Glory <i>DDD ESV Songs 9, track 18</i></p> <p>Verse 1</p> <p>To God be the glory, great things He hath done; So loved He the world that He gave us His Son. Who yielded His life, an atonement for sin, And opened the lifegate that all may go in.</p> <p>Tie-in: Children, oh what great things God has done for us! He sent Jesus to save us from our sins so we can be friends with God! Let's tell Him how great He is! Let's give God glory!</p>
<p>Praise Song</p> <p><i>lyrics and sheet music, Appendix A</i></p>	<p>Praise Song: Blessed Be the Name <i>DDD ESV Songs 9, track 19</i></p> <p>Blessed be the name, Blessed be the name, Blessed be the name of the Lord; Blessed be the name, Blessed be the name, Blessed be the name of the Lord.</p> <p>Tie-in: "Children, how wonderful, how blessed is the name of Jesus! He came to take the punishment for disobeying for EVERYONE who says sorry to God, turns away from disobeying Him, and trusts in Jesus to save them. Let's praise! Let's bless His name, the Lord Jesus!"</p>

3. TAKING ACTION: Response Activities *(choose from among these activities)*

<p>Transition to Activities</p>	<p> Well, Deep Down Detectives, you've done a great job diggin' deep down for answers in the truths of God's Word. Now it's time to enjoy some activities."</p> <p><i>Tell children what activity/s you are providing for them: either free play or some of the response activities listed below. When you are ready to dismiss them, use this song to help the children transition in an orderly fashion to their next activity.</i></p>
<p>Classroom Song, verse 2</p> <p><i>lyrics and sheet music, Appendix A</i></p>	<p>"Children, let's sing our Time to Play Song. When we are finished you may get up and walk over to our next activity."</p> <p>Classroom Song, verse 2 <i>DDD ESV Songs 9, track 2</i></p> <p>We've gathered together to worship God, We've gathered together to worship God, And now it's time to play.</p> <p><i>Dismiss the children to whatever activities you have prepared for them to do.</i></p>


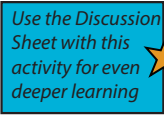

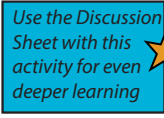

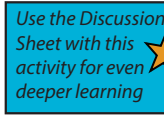


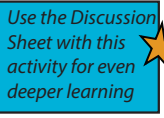

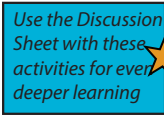

Lesson Plan: Big Question 9, Bible Truth 5

use with all THREE lessons

p.10

3. TAKING ACTION: Response Activities (choose from among these activities)



= short & simple lesson plan

Response Activities	Choose one or more activities appropriate for your children, based on classroom time and developmental needs. Add the Discussion Sheet to any activity for deeper learning. 
Bible Verse Memory Game <i>game directions, Appendix B</i>	<p>Though listed with the opening activities, you may choose to use this Bible verse game here instead (or as a repeat).</p> <ul style="list-style-type: none"> Lesson 1 Game: Simon Says How Lesson 2 Game: Roll 'n' Toss Lesson 3 Game: Block Clapping <div>   </div> <p>Discussion Questions</p>
Music, Movement & Memory Activity <i>game directions, Appendix B</i>	<p>A music activity that uses the songs from the Bible Truth and Big Question unit.</p> <ul style="list-style-type: none"> DDD Songs for this Bible Truth, plus: Lesson 1 Activity: Lullabies, Bells and Lions Lesson 2 Activity: Musical Squares Lesson 3 Activity: Thumping Drums <div>   </div> <p>Discussion Questions</p>
Bible Story Review Game <i>game directions, Appendix B</i>	<p>A game that uses the storyboard pictures from the story to review the story.</p> <ul style="list-style-type: none"> Lesson 1 Game: Missing in Action Lesson 2 Game: Treasure Hunt Lesson 3 Game: Look Who's Coming Down the Tracks <div>   </div> <p>Discussion Questions</p>
Coloring Pages/ Take Home Sheets <i>in Appendix C</i> 	<p>A coloring page related to the lesson assignment question is provided for each lesson. On the back of each are the key concepts, a few questions and a song for parents to use with their children.</p> <p>NOTE: Upgrade your coloring sheet to a more interesting craft by offering simple embellishments, such as jiggly eyes, craft sand, glitter, glitter glue, colored paper dots (made with a hole punch), fabric scraps, etc. Make cut-to-size glued-on clothes, hair, etc for characters by using a copy of the coloring sheet, cutting out the selected portions and making them the patterns for whatever you want to cut out of fabric, paper, foil, etc.</p> <ul style="list-style-type: none"> Lesson 1 Coloring Sheet Emphasis: Bible Truth Lesson 2 Coloring Sheet Emphasis: Bible Verse Lesson 3 Coloring Sheet Emphasis: ACTS Prayer <div>   </div> <p>Discussion Questions</p>
Extra Crafts: Big Question Craft <i>in Appendix C</i> Bible Verse Craft <i>in Appendix C</i> Bible Story Puzzle <i>in Appendix C</i>	<p>These crafts are slightly more complex than the coloring/take home sheets:</p> <p>The Bible Concept Go-and-Tell Craft is a craft that summarizes the Bible concept and includes the Bible verse is included for those desiring more than a coloring sheet. This more complex craft will involve gluing, sticking, etc. Can be used at any time.</p> <p>The Bible Story Coloring Sheet provides a tie in between the Bible story and the Bible truth they are learning.</p> <p>The Storyboard Picture Placement Page has been made into a puzzle that can be cut out and re-assembled by the children. This provides a nice summary of the story.</p> <div>   </div> <p>Discussion Questions</p>
Free Play Activities <i>ideas in Appendix D</i>	<p>Offer your own or some of the easy-to-make, free play activities suggested in Appendix D.</p>

Lesson Plan: Big Question 9, Bible Truth 5

use with all THREE lessons

p.11**4. CLOSING CIRCLE TIME** *(End-of-session activities for the last 5-10 minutes of class time)* = short & simple lesson plan

<p>Transition to Closing Circle</p> <p>Classroom Song, verse 3</p> <p><i>lyrics and sheet music, Appendix A</i></p>	<p><i>Use this song to help the children transition in an orderly fashion. Start singing this song and ask the children to gather with you for Closing Circle Time.</i></p> <p>Classroom Song, verse 3 <i>DDD ESV Songs 9, track 3</i></p> <p>It's time to get ready to go and tell, It's time to get ready to go and tell, Come gather here with me.</p>
<p>Closing Circle Time</p> <p>Classroom Song, verse 4</p> <p><i>lyrics and sheet music, Appendix A</i></p>	<p><i>When children are settled in the circle, say:</i></p> <p>"It's almost time for your parents to come pick you up. And do you know what that means? It means.... (draw this out to build anticipation and excitement)...that it's almost time to go home and....it's almost time to...Go and Tell! We have learned some big news about God today. God wants us to take and tell it to the whole world!"</p> <p>Classroom Song, verse 4 <i>DDD ESV Songs 9, track 4</i></p> <p>So what's our big news to go and tell, So what's our big news to go and tell, Can you tell me now?</p>
<p>Big News to Tell</p> <p>Big Question 9</p> <p><i>VISUAL AID</i></p> <p></p> <p><i>*found in the DDD Unit 9 Visual Aids, ESV Book</i></p> <p><i>lyrics and sheet music, Appendix A</i></p> <p>Big Question 9, Bible Truth 5</p> <p><i>VISUAL AID</i></p> <p></p>	<p>"Let's see....there's so much big news to tell! There's so much we've learned!</p> <p>First of all, can you tell me the answer to our Big Question: "What Did Jesus Come to Do?" Hold up the Bible Truth Clue Picture.</p> <p>Say the answer with me: "Jesus Came to Bring Us to God!"</p> <p><i>(If desired, you can sing one/both of the Big Question songs.)</i> <i>DDD ESV Songs 9, tracks 12,13</i></p> <p>And what's one way He does this? What did we learn? <i>Point to the picture.</i></p> <p>He Rose from the Dead!</p> <p>"And how do I know this is true? Can you tell me?</p> <p>Say it with me: "The Bible tells me so!" That's right!</p>
<p>Big Question 9 Bible Truth 5 Bible Verse</p> <p><i>VISUAL AID</i></p> <p></p> <p><i>*found in the DDD Unit 9 Visual Aids, ESV Book</i></p> <p><i>lyrics and sheet music, Appendix A</i></p>	<p>We learned: Luke 24:5-6:</p> <p>"Why do you seek the living among the dead? He is not here, but has risen."</p> <p>Learn a Little: "He is not here; [He] has risen!"</p> <p>The Bible tells us that on the third day after Jesus died, some women who loved Jesus went to the cave-grave where He was buried to take care of His dead body. But angels came and told them the good news: "Jesus is alive! He has risen from the dead!" Jesus was not in that cave at all! He was alive forevermore!</p> <p><i>(If desired, you can sing the Bible verse song.)</i> <i>DDD ESV Songs 9, track 31</i></p>

4. CLOSING CIRCLE TIME, continued*= follow the stars for a short & simple lesson plan*

Closing ACTS Prayer Time ACTS Prayer Chant <i>lyrics and sheet music, Appendix A</i>	<p><i>Let's ask God to help us to remember this and even tell others this good news. Let's get ready and pray our ACTS prayer.</i></p> <p><i>And what does ACTS mean? Let's sing/say our ACTS Prayer Chant!</i></p> <p>ACTS Prayer Chant Song <i>DDD ESV Songs 9, tracks 10,11</i></p> <p>A, Adoration, God, we praise You! C, Confession, Forgive us our sins. T, Thanksgiving, Thank You for Jesus, S, Supplication, Help us to live like Him.</p> <p style="text-align: right;">That's the ACTS prayer, my friend, Bow your head, Close your eyes, Shhh, Let's begin.</p>
Closing ACTS Prayer	<p>"Let's pray!"</p> <p><i>Lead the children in the ACTS prayer for this Bible Truth.</i></p> <p>A Jesus, we praise You for being our Savior. You came to bring us to God. We praise You for being powerful enough to beat sin and death!</p> <p>C Jesus, we are all sinners who have chosen to disobey God and His good laws. We deserve His punishment. We need to turn to You for forgiveness. We need You to be our Savior!</p> <p>T Thank You, Jesus, for dying on the cross to save all who trust in You as their Savior. Thank You for rising from the dead in victory! You show us that You really have beaten sin and death for all who turn away from their sins and trust in You as their Savior.</p> <p>S Jesus, work in our hearts. Help us to turn away from our sins. Help us to trust in You as our Savior. Help us to love You and live for You more and more. Jesus, come back soon! We long for the day when You will bring sin and death to an end forever. Help us to be ready for that day! In Jesus' name, we pray, Amen.</p>
5. TAKING IT HOME <i>(Take Home Sheet)</i>	
Clean up and Dismissal ★	<p>"Now it's time to work together and clean up."</p> <p><i>Have the children join you in cleaning up the room.</i></p>
Coloring Pages/ Take Home Sheets ★ <i>in Appendix C</i>	<p><i>Give out the craft/take home sheet and any other papers from the session, as you dismiss children from class.</i></p> <p><i>(Reminder: The back side of the coloring page is the take home sheet for each lesson.)</i></p>
Bible Story to Take-Home <i>in Appendix C</i>	<p>You may also want to include a copy of the story along with the take home sheet. (However, each coloring sheet/take home sheet includes a note to parents telling where they can download the story from the Parent Resources section on the website.</p>

Bible Story for Big Question 9, Bible Truth 5 use with all THREE lessonsPlace
story in

take out

P.1**The Case of the Unexpected Ending***Matthew 27-28; Mark 15-16; Luke 24; John 20-21*

of BQB

Story-telling Tips

Ahead of time:

1. Read the Bible verses and story. Pray!
2. Choose story action cues and/or prepare storyboard figures, if using. (Included in Visual Aids book)
3. Practice telling story with the storyboard pictures, timing your presentation. Shorten, if necessary.

During your presentation:

1. Maintain as much eye contact as possible as you tell the story.
2. Put up storyboard figures/add story action cues as you tell the story. Allow the children to help you put them on the board, if desired.
3. Include the children in your story with a few questions about what they think will happen or words/concepts that might be new to them.
4. Watch the kids for signs that their attention span has been reached. Shorten, if necessary.

INTRODUCTION/ LISTENING ASSIGNMENTS

"Our story is called: The Case of the Unexpected Ending. Here is your listening assignment." Read from Detective Dan's Listening Assignment signs, but questions are summarized below:

Detective Dan's Lesson #1 Listening Assignment:

I need to find out:

1. How did Jesus die?
2. What was unexpected about His death?

Detective Dan's Lesson #2 Listening Assignment:**Our Bible Verse is Luke 24:5-6, ESV***"Why do you seek the living among the dead? He is not here, but has risen."*

I need to find out:

1. Who was looking for a dead man? What did they find instead?
2. What had happened to the dead man? Why?

Detective Dan's Lesson #3 Listening Assignment:

I found six clues, but only 4 of them are in the story.

They are: an angel; a cactus; a dead body; a soldier; an ambulance; and, a weeping woman.

Hold each of them up for the children to see as you identify them.

I need to figure out:

1. Which four belong in the story and which two don't?
2. What did the weeping woman have to praise God about?

Read the assignment questions, THEN SAY,

"Ok, Deep Down Detectives! Put on your best listening ears and see if you can hear the answers to Detective Dan's questions. When I finish telling the story, we will see if we can answer all the questions."

*Read the Bible Truth story, answer questions, present the gospel and lead in prayer.**Answers to questions; the gospel; and, ACTS prayer are included with the story text.*

Bible Story for Big Question 9, Bible Truth 5 use with all THREE lessons**P.2****The Case of the Unexpected Ending** *Matthew 27-28; Mark 15-16; Luke 24; John 20-21**Story with lines separating paragraphs (text in bold, optional interaction cues in italics)*

Soldiers led Jesus and two robbers away to the hill called Golgotha, outside of Jerusalem. The soldiers put the three men up on crosses to be punished. Everyone knew what would come next. This was the end of Jesus.

Jesus' enemies were happy about this. "Jesus was a bad man. He was a fake Savior," they thought.

They said mean things to Jesus, as He hung on the cross: "You saved others, now save yourself, if you really are the Savior sent from God!" they shouted at Him. "Come down from that cross, if you can!"

But no matter what His enemies said or did to Him, Jesus did not come down. He stayed up on that cross and suffered and died.

Were those enemies right? Was Jesus just a fake Savior?

What do you think?

Jesus' followers were there, too, watching Jesus as He suffered and died on the cross. They were sad and confused. They believed Jesus was the REAL Savior, but they thought He had come to save God's people by getting rid of the Roman enemies and becoming the great, new, Messiah king in Israel.

They cried to see Jesus suffer and die. This wasn't what they thought should happen to Jesus! They had seen God's mighty power at work in Jesus. Would God use it now to rescue Jesus? Would God bring Jesus down off the cross and make Him king after all?

What do you think?

No, God would not. Jesus stayed up on that cross and suffered and died. But NOT because He was a fake as His enemies thought, and NOT because He failed to be the new king His followers thought He should be.

Jesus stayed on that cross because He loved God, His Father, and He loved God's people. Jesus WAS the Savior, and THIS was God's plan to save God's people. The cross was where Jesus CHOSE to be. He was suffering and dying there to take God's punishment for their sins, so they wouldn't have to. This was the only way they could be forgiven and could live forever with God as His people.

So, for three hours, from noon to three, Jesus hung on that cross. And as He did, the sun stopped shining and the land went dark. It was as if the very world was dark with the sadness of what Jesus was doing for God's people. "My God, My God, why have You forsaken Me?" Jesus cried out, as God's punishment for the sins of God's people bore down upon Him. These were the words the LORD had given King David, many years earlier, telling what Jesus would do to save God's people.

Oh, what a terrible price Jesus paid for the sins of God's people, as He hung on the cross! None of us could pay for our sins, even if we suffered a lifetime for them. Yet in just three hours, Jesus, the Son of God, paid for all of the sins of all of God's people with His perfect life. Such a lot of suffering in such a little time!

At last, Jesus cried out again. "It is finished," He said, as He breathed His last breath and died. The ground shook and the curtain in the Temple that separated God from the people tore in two. "Surely, this was the Son of God," exclaimed one soldier, who watched it all.

Story with lines separating paragraphs (text in bold, optional interaction cues in italics)

Jesus' followers took Jesus' body down from the cross. They wrapped it in linen and nice-smelling spices and placed it in a cave-grave. They rolled the huge stone in place. Soldiers stood guard outside the cave-grave to make sure no one took Jesus' body. Jesus was dead and His enemies wanted to make sure everyone knew that.

Friday passed, then Saturday. Day One and Two. Jesus' body lay dead in that grave. "It is finished," Jesus' enemies happily thought. "Jesus is dead. His life is over. That fake is gone for good."

"It is finished," Jesus' friends sadly thought. "Jesus is dead. His life is over. The Messiah King is gone for good."

It certainly looked like Jesus' friends and enemies were both right. Jesus' life seemed finished. But they were both **WRONG!** They didn't understand what Jesus meant when He said, "It is finished." Jesus didn't mean His **LIFE** was finished. He meant His **JOB** was finished. He had finished suffering and dying for the sins of God's people. He had beaten sin and death for them. Jesus was **NOT** gone, only the sins of God's people were!

That's why on Sunday, Day Three, a mighty change happened in that dark cave-grave that neither Jesus' enemies nor His followers expected.

What do you think was about to happen?

Jesus had beaten sin and death, and death could no longer hold Him. God raised Him up and filled Him with new life. Off came the white, grave sheets wrapped around Jesus' body! Now Jesus had a new resurrection body, specially made to live forever in heaven. Jesus was alive forevermore! It was time to tell the world!

The ground had shaken when Jesus died, and now it shook again when He rose to life. An angel came down from heaven and rolled away the huge stone from the opening to the cave-grave. Oh, how terrified were those soldiers as they watched! What was going on?!!!

Jesus' friends were scared, too. "He's not here, He has risen! Look for yourselves," the angel told them. Yes, the cave-grave was empty! Jesus was alive!

Jesus appeared to many of His followers on that wonderful Sunday. He appeared to the women who had come to His grave to care for His dead body. "It is I! I am alive! I have risen from the dead!" Jesus told them. How happy they were!

Then, Jesus appeared to other of His friends, as they walked down the road to Emmaus. "God's Word promised I would suffer and die for God's people. Now, it is done!" Jesus told them. How happy they were! Jesus had beaten sin and death for God's people.

And last of all, Jesus appeared to ten of His closest followers on that wonderful Sunday, "It is I! I am alive! I have risen from the dead!" Jesus told them. How happy they were!

Now, they understood what had been finished when Jesus suffered and died on the cross. It wasn't Jesus' life but the punishment for the sins of God's people that was finished that day.

Yes, Jesus had beaten sin and death for God's people --all people who would ever turn away from disobeying God and trust in Jesus as their Savior. And now, because of what Jesus did on the cross, they could know and love God in their hearts through the Holy Spirit. And one day, they would get to live happy with God forever in heaven. Thank You, Jesus, for what You did for God's people! Thank You, for making the way for us to be God's people, too, when we turn from our sins and trust in You as our Savior.

Cracking the Case: (story wrap-up for Listening Assignments)

It's time to see how we did with our Listening Assignment.

Detective Dan's Lesson 1 Listening Assignment:

1. How did Jesus die? He suffered and died on a cross.
2. What was unexpected about His death? Jesus died on a cross like a bad man, but He had done nothing wrong. On the third day, He rose up from the grave. He had beaten sin and death for God's people.

For You and Me:

Jesus died on the cross for the sins of God's people. He rose from the dead, proving He had really beaten sin and death for them. We can be God's people, too, if we turn away from our sins and trust in Jesus as our Savior.

Detective Dan's Lesson 2 Listening Assignment:**Our Bible Verse is Luke 24:5-6, ESV:**

"Why do you seek the living among the dead? He is not here, but has risen."

1. Who was looking for a dead man? What did they find instead? Some women who were Jesus' friends went to the cave-grave to tend to His dead body. They didn't find His body. Instead, they found an angel and an empty cave-grave.

2. What had happened to the dead man? Why? Jesus had risen from the dead. He had beaten sin and death for God's people. God raised Him up from the dead to live forevermore. Death could not hold Him in the grave.

For You and Me:

Jesus died on the cross for the sins of God's people. He rose from the dead, proving He had really beaten sin and death for them. We can be God's people, too, if we turn away from our sins and trust in Jesus as our Savior.

Detective Dan's Lesson 3 Listening Assignment:

Our six clues were: an angel; a cactus; a dead body; a soldier; an ambulance; and, a weeping woman.

1. Which four belong in our story? The angel, the dead body, the soldier, and the weeping woman.

2. What did the weeping woman have to praise God about? She praised God for raising Jesus from the dead! She praised God for beating sin and death for God's people!

For You and Me:

Jesus died on the cross for the sins of God's people. He rose from the dead, proving He had really beaten sin and death for them. We can be God's people, too, if we turn away from our sins and trust in Jesus as our Savior.

The Gospel (story wrap-up if NOT using Listening Assignments)**Our Bible Truth is:****What Did Jesus Come to Do?****Jesus Came to Bring Us to God...****He Rose from the Dead!**

What did Jesus come to do? Jesus came to bring us to God... He rose from the dead. What a wonderful day it was when Jesus rose from the dead! That was the proof that Jesus had really paid for all of God's people's sins! You see, all people have chosen to disobey God and His good ways. No one lives the perfect life that pleases God. That is why we all deserve His punishment for our sins. God would have been perfectly fair to give us all His punishment for sins. But, He is so full of mercy and love that He chose to save His people through Jesus. Jesus died on the cross to take all the punishment for the sins of God's people. Jesus died and was buried that sad day; but, He didn't stay that way! On Day Three, God raised Jesus up from the dead. Jesus had really done it! He had beaten sin and death for God's people.

And Jesus was just the first! Now all of God's people --all who turn from their sins and trust in Jesus as their Savior -- get to share in Jesus' gifts of salvation. They get to know God in their hearts all the days of their lives. When they die, their spirits will go to live with God forever. And at the very end of time, God will give them another gift-- perfect, brand-new bodies, like Jesus' to enjoy forever. We, too, can be God's people when we turn away from our sins and trust in Jesus as our own Savior. *Close in prayer.*

Closing ACTS Prayer

- A** Jesus, we praise You for being our Savior. You came to bring us to God. We praise You for being powerful enough to beat sin and death!
- C** Jesus, we are all sinners who have chosen to disobey God and His good laws. We deserve His punishment. We need to turn to You for forgiveness. We need You to be our Savior!
- T** Thank You, Jesus, for dying on the cross to save all who trust in You as their Savior. Thank You for rising from the dead in victory! You show us that You really have beaten sin and death for all who turn away from their sins and trust in You as their Savior.
- S** Jesus, work in our hearts. Help us to turn away from our sins. Help us to trust in You as our Savior. Help us to love You and live for You more. Jesus, come back soon! We long for the day when You will bring sin and death to an end forever. Help us to be ready for that day! In Jesus' name, we pray, Amen.

Go to Lesson Plan, p.9 for the script to the rest of the lesson.

Deep Down Discussion Sheetuse with all **THREE** lessonsUse with all
response activities
for deeper learning**P.1***Questions to aid discussion of the key concepts and for use in games*

Be familiar with these questions and answers. Look for opportunities to ask questions and discuss their answers, such as while the children work on their coloring pages, as part of their response games, or during play time. Remember: your goal isn't to ask all these questions or only talk to the children about these things. It's to be deliberate in having good conversations with them, however much or little you have.

BIG QUESTION	What Did Jesus Come to Do? Jesus Came to Bring Us to God!
Meaning	In the beginning, God created the world perfectly. What a wonderful, special closeness people enjoyed with Him! Yes, it was "Perfect Wonderfulness" knowing God and living in His world. It could have stayed that way forever, but it did not. All of this perfection was broken when people disobeyed God. The big Bible word for disobeying God is "sin." When we look around us, we can see the sadness that sin brought into God's good world. So much in this world is not perfect or wonderful anymore! We've lost the special closeness with God, too. Yes, when sin came into the world, it spoiled so many things. But would all this sin and sadness last forever? People certainly deserved it to. After all, they had turned away from God. Now people deserved His punishment, not His love. But God treats us so much better than we deserve! From the beginning, He had an amazing plan to bring sinful people like us back to Himself. How? He promised to send a Savior. That Savior was Jesus, God's own Son. Jesus lived a perfect life, then He gave it up as the full payment for sins as He suffered and died on the cross. On the third day, Jesus rose from the dead, showing He had really done it! He had beaten sin and death for God's people! We can become God's people, too, when we turn away from our sins and trust in Jesus as our Savior. Then, we will get to know God in our hearts; and one day, we will get to go live with God and enjoy all of His Perfect Wonderfulness forever!
Discussion Questions	<ol style="list-style-type: none"> 1. What did Jesus come to do? <i>Jesus came to bring us to God!</i> 2. Who did people have a wonderful closeness with in the beginning? <i>With God.</i> 3. What did people do that caused the wonderful closeness with God to end? <i>They disobeyed Him.</i> 4. What did all people deserve for disobeying God? <i>God's punishment that keeps them separated from Him and all His goodness forever. How sad!</i> 5. Who did God send to bring His people to Him? <i>Jesus.</i> 6. What did Jesus take for God's people on the cross? <i>The punishment for their sins.</i> 7. What happens to us when we turn away from our sins and trust Jesus as our Savior? <i>God forgives our sins. He makes us His people. We have special closeness with God now. Then, when our bodies die, we will go on living happily with God forever.</i>
BIBLE TRUTH	Jesus Came to Bring Us to God... He Rose from the Dead!
Meaning	Jesus suffered on a cross for the sins of God's people. He took the punishment for sins that they deserved so that they might become God's dearly-loved people. Jesus died that day. His friends buried His body in a cave-grave. But death could not keep Jesus dead! On the third day, God raised up Jesus' body from the grave. Yes, Jesus was alive, never to die again! He had beaten sin and death. He had made the way for us to come to God. Now God's people could have special closeness with God in their hearts. And when they died, they would go to live with God. And at the end of time, God would raise their bodies from their graves—just like He raised Jesus' body. New and perfect bodies, ready to live with Him in a beautiful, new heaven and earth forever.
Discussion Questions <i>choose a few</i>	<ol style="list-style-type: none"> 1. Was Jesus a sinner? <i>No.</i> 2. Did Jesus ever disobey God? <i>No.</i> 3. Whose punishment for sins did Jesus take when He died on the cross? <i>That of God's people.</i> 4. What did Jesus' friends do with Jesus' body when He died? <i>Buried it in a cave grave.</i> 5. Did Jesus stay dead? <i>No, He did not.</i> 6. Why didn't Jesus stay dead? <i>He beat sin and death on the cross, so God raised up His body. He was alive forever and ever.</i> 7. Who did Jesus beat death for? <i>All of God's people.</i> 8. How can we be God's people? <i>By turning away from our sins and trusting in Jesus as our Savior.</i> 9. What will God's people enjoy because of Jesus? <i>Special closeness with God in their hearts now. Then when they die, their spirits will go to live with God forever. And on the last day when Jesus comes back, God will raise their bodies from their graves and make them brand-new and perfect, ready to live with Him in the new heaven and earth forever.</i>

Deep Down Discussion Sheet

use with all THREE lessons

P.2*Questions to aid discussion of the key concepts and for use in games*

THE GOSPEL	<p>What is God's good news for you and me? <i>The gospel! What Did Jesus Come to Do? Jesus Came to Bring Us to God... He Rose from the Dead! What a wonderful day it was when Jesus rose from the dead! That was the proof that Jesus had really paid for all of God's people's sins! You see, all people have chosen to disobey God and His good ways. No one lives the perfect life that pleases God. That is why we all deserve His punishment for our sins. God would have been perfectly fair to give us all His punishment for sins. But, He is so full of mercy and love that He chose to save His people through Jesus. Jesus died on the cross to take all the punishment for the sins of God's people. Jesus died and was buried that sad day; but, He didn't stay that way! On Day Three, God raised Jesus up from the dead. Jesus had really done it! He had beaten sin and death for God's people. And Jesus was just the first! Now all of God's people --all who turn from their sins and trust in Jesus as their Savior -- get to share in Jesus' gifts of salvation. They get to know God in their hearts all the days of their lives. When they die, their spirits will go to live with God forever. And at the very end of time, God will give them another gift-- perfect, brand-new bodies, like Jesus' to enjoy forever. We, too, can be God's people when we turn away from our sins and trust in Jesus as our own Savior.</i></p>
BIBLE TRUTH BIBLE VERSE	<p>"Why do you seek the living among the dead? He is not here, but has risen."--Luke 24:5-6, ESV</p> <p>Learn a Little: "He is not here; [He] has risen!"</p>
Meaning	<p>The Bible tells us that on the third day after Jesus died, some women who loved Jesus went to the cave-grave where He was buried to take care of His dead body. But angels came and told them the good news: "Jesus is alive! He has risen from the dead!" Jesus was not in that cave at all! He was alive forevermore!</p>
Discussion Questions	<ol style="list-style-type: none"> 1. Who was looking for a dead person? <i>Some women who were Jesus' friends/disciples.</i> 2. Who was the dead person they were looking for? <i>Jesus.</i> 3. What had happened to Jesus? <i>He had risen from the dead.</i> 4. What did Jesus show He had beaten when He rose from the dead? <i>Sin and death for God's people.</i> 5. How long would Jesus be alive this time? <i>Forever!</i> 6. How can we become one of God's people? <i>By turning away from our sins and trusting in Jesus as our Savior.</i>
BIBLE STORY Discussion Questions	<p>The Case of the Unexpected Ending</p> <ol style="list-style-type: none"> 1. Who knew that Jesus was dead? <i>Everyone did. Jesus' enemies and friends both saw Him suffer and die on the cross.</i> 2. What did they do with Jesus' body after He died? <i>They wrapped it in linen and put it in a grave cave.</i> 3. What did they do to make sure that Jesus' body stayed in the grave cave? <i>They rolled a big stone across the hole and had soldiers stand watch and guard.</i> 4. What happened to Jesus on third day, that wonderful Sunday? <i>God raised Jesus from the dead. He had beaten sin and death for God's people! He gave Him a new life resurrection body, especially made for heaven. Jesus got up from the grave cave and left!</i> 5. What scared the soldiers on that wonderful Sunday when Jesus rose from the dead? <i>The big earthquake and the angel who came down from heaven and rolled the stone away.</i> 6. Who did Jesus talk to on that wonderful Sunday? <i>Many of His close friends.</i> 7. How can we become one of God's people? <i>By turning away from our sins and trusting in Jesus as our Savior.</i>