

DEEP DOWN DETECTIVES

**Curriculum Resources
for Unit 9, Bible Truth 4:**



**What Did Jesus Come to Do?
Jesus Came to Bring Us to God...
He Died on the Cross
for the Sins of God's People!**

Session Prep (especially good for newbies!)

Pray!



Pray for the Holy Spirit to be at work in your and the children's hearts.

Review



If new to the curriculum, look at the **Getting Started with Deep Down Detectives section of the Core Curriculum book.** (p.5) It will be especially helpful to read through the Deep Down Detectives section of **The Praise Factory Tour: Extended Version Book.** This is a visual way to understand what goes on in the classroom. (A pdf of the book is found in the samples section on the website.)

Look through and Learn the Lesson



Read over **lesson plan.** Practice any **songs or action rhymes** you are using. Choose/make up motions to go with these. Choose less with younger children and more with older preschoolers. **Practice the lesson with the visual aids** and using the Big Question Box/Briefcase.

Read and Rehearse the Bible Story with Pictures



Read the Bible story from the Bible. Read the curriculum version. Practice telling it with the storyboard pictures. (If you have not previously laminated the story pictures, do that now.)

Let There Be Music



Download the music and listen to the songs. Choose which of the songs you will use with the children. If using live musicians, make sure they have the sheet music (Appendix A, Core Curriculum book).

Put the Props in Place



1. Prepare your Visual Aids. Put the Big Question, Unit Bible Truths, Bible Truth, Bible Verse, and Listening Assignment signs, as well as the Bible Story script in one side of the Bible folder.
2. Get out your storyboard. If using Simple Story Scenes, put these in your Bible Folder. Or, if using the individual storyboard figures, put all background pictures in place (they have a BG by the number). Put the rest of the storyboard pictures (these have a SB by the number) in order of use in the other side of the Bible folder.
3. Put the DDD Bible Folder as well as the Big Question sign in the Big Question Box/Briefcase and shut it. If your box/briefcase has locks and you want to use the unlocking the box as part of your session, lock it now....but make sure you have the key or know the code first.
4. Prepare the music CD or sheet music or mp3 device for use in your session.

Set Out Free Play Activities



Choose and set up free time activities you will use with the children. Choose a variety of different activities that will be enjoyed by different types of children. Rotate the activities you provide to keep them interesting and fresh to your children. (Suggestions in Appendix D, Core Curriculum books.)

Prepare Any Activities



Choose which (if any) of the Bible Truth games and crafts activities you want to use in the session. Bear in mind your time frame as well as the developmental abilities and attention span of your children as you decide which/how many to prepare. **Look over the Discussion Sheet** and choose a few questions you might use to spark discussion with the children as they do their activities (especially good for ages 3's+). Pray for God to give you opportunities to talk about these things with the children.

Let Them Take It with Them



Make copies of the craft/take home sheets, if you are not already using them as one of your activities. You may also want to make copies of the story (see take-home version of each story included in Appendix C with the other take home resources) to have for parents to use with their children at home. There's a link on each craft/take home sheet to the story, if you don't make hard copies.

Store It



After your session is over, collect the resources and store them for future use. This curriculum can be used over and over for years to come.

Unit 9: Jesus, Immanuel, God with Us

UNIT OVERVIEW

In the beginning, God created the world perfectly and people had a wonderful, special closeness with Him. Yes, it was perfect wonderfulness knowing God and living in His world. It could have lasted forever... but it did not. It was broken when people disobeyed God. The big Bible word for disobeying God is sin. So much in this world is not perfect or wonderful anymore. When we look around us, we can see the sadness that sin brought into God's good world long ago. We've lost the special closeness with God, too. We can see it when we look inside our heart. Yes, when sin came into the world it spoiled so many things.

Would all this sin and sadness last forever? People certainly deserved it to. After all, they had turned their backs on God. They had chosen to live life their own way instead of God's good way. Now they actually deserved God's punishment, not His love, for what they had done. But God is so kind and treats us so much better than we could ever deserve. So even way back then in the beginning, God had an amazing plan to rescue us. He promised to send a Savior—a special person who would rescue us from the sin and sadness, and bring us back to Him and His love. Who was that Savior? God's Son, Jesus. Yes, Jesus came to bring us to God.

In this unit, we will learn six truths about Jesus, our Savior.

UNIT BIBLE VERSE: 1 Peter 3:18, ESV

"Christ died for sins once for all, the righteous for the unrighteous, to bring you to God."

BIG QUESTION UNDER INVESTIGATION: What Did Jesus Come to Do?

ANSWER: Jesus Came to Bring Us to God!

OPTIONAL Big Question 9 INTRODUCTION LESSON (Use Hide 'n' Seek Kids Unit 9 Material)

Story: The Case of the Son Who Came Down *The Gospels*

Bible Verse: 1 Peter 3:18

BIBLE TRUTH 1: He Left His Home in Heaven to Save Us (3 Lessons Available)

Story: The Case of the Lover Who Left It All Behind *Luke 1-2; John 1,6*

Bible Verse: John 6:38

BIBLE TRUTH 2: He Never, Ever Disobeyed God (3 Lessons Available)

The Case of the Man Who Never Said "No" *The Gospels; Hebrews 4*

Bible Verse: Hebrews 4:15

BIBLE TRUTH 3: He Taught about God and Did Amazing Things

(3 Lessons Available)

Story: The Case of the Eyewitness *Luke 4:31ff; 5; 9:28-36; 11:23-24; John 2; 6:16-21; 11*

Bible Verse: John 6:68-69

➔ BIBLE TRUTH 4: He Died on the Cross for the Sins of God's People (3 Lessons Available)

Story: The Case of the Great Price *Matthew 27; Mark 15; Luke 23; John 19*

Bible Verse: Hosea 13:14

BIBLE TRUTH 5: He Rose from the Dead (3 Lessons Available)

Story: The Case of the Unexpected Ending *Matthew 27-28; Mark 15-16; Luke 24; John 20-21*

Bible Verse: Luke 24:5-6

BIBLE TRUTH 6: He Went Up to Rule in Heaven (3 Lessons Available)

Story: The Case of the Fluffy Farewell *Matthew 27-28; Mark 15-16; Luke 23-24; John 19-20; Acts 1*

Bible Verse: Philippians 2:9-11

Deep Down Detectives NIV Songs 9 Track Numbers

This is a listing of all songs mentioned in the unit curriculum. You may or may not choose to use all of the songs. They are listed in easy-reference order--NOT in the order used in the curriculum.

You may choose to simply burn a CD/load them onto an mp3 device in this order. Or, you may want to do what we do: choose the songs we want to use and create a play list of them in that order. Then, we burn a CD/upload the play list onto an mp3 device. A teacher only has to click forward to the next song, instead of hunting for the right track. The track number have been included as part of the title of each song, teachers will still have a reference to the track number listed in the curriculum (same as those listed below), even if you change the order on your customized play list.

SONGS USED EVERY UNIT OF THE CURRICULUM

- 1 The Classroom Song v.1
- 2 The Classroom Song v.2
- 3 The Classroom Song v.3
- 4 The Classroom Song v.4
- 5 Deep Down Detectives Theme Song
- 6 The Classroom Rules Song
- 7 Let's Pray Song
- 8 The Big Question Box Song
- 9 The Bible Chant Song
- 10 ACTS Prayer Song (Short Version)
- 11 ACTS Prayer Song (Full Version)

Why the Extra Songs?

Deep Down Detectives is a curriculum used by a wide age-span of kids. Sometimes one of the other songs is a better fit for your kids. Or, you may simply want to teach them more songs on the same Bible Truth. Use as many or as few as you want.

UNIT 9: JESUS, IMMANUEL, GOD WITH US

- 12 Big Q & A 9 Song
- 13 Big Question 9 Song: What Did Jesus Come to Do?
- 14 Big Question 9 Bible Verse Song: Christ Died 1 Peter 3:18, NIV 1984
- 15 *Extra Big Question 9 Bible Verse Song: For Christ Died for Sin 1 Peter 3:18, NIV 1984*
- 16 *Extra Big Question 9 Bible Verse Song: For God So Loved the World John 3:16, NIV 1984*
- 17 Big Question 9 Hymn: To God Be the Glory, v.1
- 18 Big Question 9 Praise Song: Blessed Be the Name

What Did Jesus Come to Do?

Jesus Came to Bring Us to God...

Bible Truth 1: He Left His Home in Heaven to Save Us

- 19 Bible Verse: Down, Down, Down John 6:38 NIV 1984
- 20 *Extra Bible Verse: The Word Became Flesh John 1:14 NIV 1984*
- 21 *Extra Bible Verse: Your Attitude Should Be Philippians 2:5-8, NIV 1984*

Bible Truth 2: He Never, Ever Disobeyed God

- 22 Bible Verse: Jesus Has Been Tempted Hebrews 4:15, NIV 1984
- 23 *Extra Bible Verse: We Have a Great High Priest: Hebrews 4:14-15, NIV 1984*

Bible Truth 3: He Taught about God and Did Amazing Things

- 24 Bible Verse: Jesus Went A-Preachin' Matthew 4:23, NIV 1984
- 25 *Extra Bible Verse: Lord, to Whom Shall We Go? John 6:68-69, NIV 1984*
- 26 *Extra Bible Verse: Who Is This? Luke 8:25, NIV 1984*
- 27 *Extra Bible Verse: But What about You Matthew 16:15-16, NIV 1984*

Bible Truth 4: He Died on the Cross for His People's Sins

- 28 Bible Verse: I Will Ransom Them Hosea 13:14, NIV 1984
- 29 *Extra Bible Verse: Blessed Are They Romans 4:7-8, NIV 1984*

Bible Truth 5: He Rose from the Dead

- 30 Bible Verse: Why Do You Look? Luke 24:5-6, NIV 1984
- 31 *Extra Bible Verse: I Am the Living One Revelation 1:17-18, NIV 1984*
- 32 *Extra Bible Verse: He Is the Head of the Body Colossians 1:18, NIV 1984*

Bible Truth 6: He Went Up to Rule in Heaven

- 33 Bible Verse: Gone into Heaven 1 Peter 3:21-22, NIV 1984
- 34 *Extra Bible Verse: Jesus Christ Has Gone into Heaven 1 Peter 3:21-22, NIV 1984*
- 35 *Extra Bible Verse: Therefore God Exalted Him Philippians 2:9-11, NIV 1984*

listen to or download songs for free at <https://praisefactory.org>: Deep Down Detectives Music page

Big Question 9, Bible Truth 4 Overview: Key Concepts

P:1

Unit 9: Jesus, Immanuel, God with Us

Unit Big Question (and Answer): What Did Jesus Come to Do? Jesus Came to Bring Us to God!

Unit Bible Verse: “Christ died for sins once for all, the righteous for the unrighteous, to bring you to God.”
1 Peter 3:18

Bible Truth 4 Concept: Jesus Came to Bring Us to God... He Died on the Cross for the Sins of God’s People!

Sadly, we are all sinners who disobey God. We all deserve God’s punishment for our sins. But Jesus never, ever sinned. He never deserved any punishment from God. Yet Jesus chose to suffer and die on the cross. He didn’t suffer and die because He deserved to. He suffered and died in the place of God’s people so they wouldn’t have to. Yes, He offered up His perfect life as the full payment for their sins.

Jesus suffered so much on the cross! His body hurt so badly as He hung there by the nails. But Jesus’ spirit inside Him hurt even more, as He took the punishment for our sins and was separated from God, His Father. But when at last Jesus finished suffering on the cross, He had paid for all of the sins of God’s people.

Jesus died and was buried in a cave-grave that day, but He didn’t stay there! On the third day, Jesus rose from the grave to live forevermore. He had really done it! He had beaten sin and death for God’s people. Now they could have special closeness with God in their hearts. Now they would be His dearly loved people forever. We can become God’s people, too, when we turn away from our sins and trust in Jesus as our Savior. God will forgive our sins. He will give us special closeness in our hearts with Him now. And one day, we can go to live with God forever.

Bible Truth 4 Bible Verse: Hosea 13:14

“I will ransom them from the power of the grave, I will redeem them from death.”

Learn a Little: “I will redeem them from death.”

Meaning

Ransom! Redeem! What do those big words mean? To pay the price to rescue someone and make them your very own. What did God ransom His people from? The power of the grave and death (“Sheol” is another Bible word for the grave and death.)

Yes, indeed! When Jesus suffered and died on the cross, He paid for all of the sins of God’s people, so they could be forgiven! When we turn away from our sins and trust in Jesus, we can be God’s people, too. All of our sins will be forgiven through Him, so we can know God now and get to live with Him forever!

Bible Truth 4 ACTS Prayer

- A** Jesus, we praise You for being our Savior. You came to bring us to God. We praise You for being willing to suffer and die on the cross for the sins of God’s people.
- C** Jesus, how we need You to be our Savior! We are all sinners who disobey God. We all deserve God’s punishment. Please forgive us!
- T** Thank You, Jesus, for suffering and dying on the cross to save all who turn away from their sins and trust in You as their Savior. Thank You for taking all of God’s punishment, so we might be forgiven. Thank You that no one is too sinful for You to save. You are a big enough Savior for any of us.
- S** Jesus, work in our hearts. Help us to turn away from our sins. Help us to trust in You as our Savior. Help us to love You and live for You more and more. In Jesus’ name, we pray, Amen.

Bible Truth 4 Story

The Case of the Great Price

Matthew 27; Mark 15; Luke 23; John 19

Big Question 9, Bible Truth 4 Overview: Key Concepts**p.2****Songs Used in Bible Truth 4**

Big Q & A 9 Song

Big Question 9 Song: What Did Jesus Come to Do?

Big Question 9 Bible Verse Song: Christ Died 1 Peter 3:18

Extra Big Question 9 Bible Verse Song: For Christ Died for Sin 1 Peter 3:18

Extra Big Question 9 Bible Verse Song: For God So Loved the World John 3:16

Big Question 9 Hymn: To God Be the Glory, v.1

Big Question 9 Praise Song: Blessed Be the Name

Bible Truth 4 Bible Verse: I Will Ransom Them Hosea 13:14, NIV 1984

Bible Truth 4 Extra Bible Verse: Blessed Are They Romans 4:7-8, NIV 1984

listen to or download songs for free at <https://praisefactory.org>: Deep Down Detectives Music page

Lesson Plan: Big Question 9, Bible Truth 4

use with all THREE lessons

p.1**1. GETTING STARTED**

= follow the stars for a short & simple lesson plan

Intake Activity Ideas	Choose one of these open-ended activities to include children as they join the class:	
Free Play Time <i>suggestions in Appendix D</i>	★ Offer your own or some of the easy-to-make, free play activities suggested in Appendix D.	
OR Sing-along Music Time <i>lyrics and sheet music, Appendix A</i> <i>listen to or download songs for free at https://praisefactory.org:Deep Down Detectives Music page</i>	Music from Deep Down Detectives (DDD) NIV Songs 9: Big Q & A 9 Song <i>DDD NIV Songs 9, track 12</i> Big Question 9 Song <i>DDD NIV Songs 9, track 13</i> Big Question 9 (Unit) Bible Verse Song: Christ Died 1 Peter 3:18, NIV 1984 <i>DDD NIV Songs 9, track 14</i> Extra Big Question 9 (Unit) Bible Verse Song: For Christ Died for Sin 1 Peter 3:18, NIV 1984 <i>DDD NIV Songs 9, track 15</i> Extra Big Question 9 (Unit) Bible Verse Song: For God So Loved the World John 3:16, NIV 1984 <i>DDD NIV Songs 9, track 16</i> Big Question 9 Hymn: To God Be the Glory, v.1 <i>DDD NIV Songs 9, track 17</i> Big Question 9 Praise Song: Blessed Be the Name <i>DDD NIV Songs 9, track 18</i> Bible Truth 4 Bible Verse Song: I Will Ransom Them Hosea 13:14, NIV 1984 <i>DDD NIV Songs 9, track 28</i> Bible Truth 4 Extra Bible Verse Song: Blessed Are They Romans 4:7-8, NIV 1984 <i>DDD NIV Songs 9, track 29</i>	
	<i>Add more fun to Sing-along Music Time by adding a Music, Movement & Memory Activity. These activities are listed on p.10 of this lesson plan with the Response Activities. Instructions found in Appendix B.</i>	
OR Bible Verse Memory Game <i>instructions found in Appendix B</i>	Lesson 1 Game: Detective Mission Madness Practice Lesson 2 Game: Duck, Duck, Goose Lesson 3 Game: Slap, Clap and Stack <i>These activities are also included on p.10 of this lesson plan with the Response Activities.</i>	
2. OPENING CIRCLE TIME <i>(introduce the Bible Truth and tell the related Bible story)</i>		
Gathering the Children <i>lyrics and sheet music, Appendix A</i>	Sing verse 1 of <i>The Classroom Song</i> to gather the children for Circle Time. The Classroom Song, verse 1 <i>DDD NIV Songs 9, track 1</i> Let's gather together to worship God, Let's gather together to worship God, Let's gather together to worship God, Come gather here with me!	
Welcome to Deep Down Detectives	★ "Welcome to Deep Down Detectives. We're so glad you've joined us! Detectives are people who look for answers to questions. In Deep Down Detectives, we look for answers to big questions about God. We dig deep down in the truths of God's Word to find them."	

Lesson Plan: Big Question 9, Bible Truth 4 use with all THREE lessons

p.2

2. OPENING CIRCLE TIME, continued

= follow the stars for a short & simple lesson plan

<p>Deep Down Detectives Theme Song</p> <p><i>lyrics and sheet music, Appendix A</i></p>	<p>"Let's sing our Deep Down Detectives Theme Song."</p> <p> Deep Down Detectives Theme Song DDD NIV Songs 9, track 5</p> <p>We're Deep Down Detectives, diggin' deep in God's Word, For truths about God and His plans for this world, We're seeking to love Him, with all of our heart, We're Deep Down Detectives! Come on! Let's start!</p>
<p>Classroom Rules Song</p> <p><i>lyrics and sheet music, Appendix A</i></p>	<p>There are two very important things that Deep Down Detectives do together: we worship God and we love one another. Our Classroom Rules Song reminds us how we should act. Let's sing it."</p> <p>Classroom Rules Song DDD NIV Songs 9, track 6</p> <p>Shh, be quiet while someone is talking, Raise your hand, if you have something to say, Don't touch your friend, sitting beside you, Obey your teachers, Be kind as you play. These are our classroom rules, These are our classroom rules, They help us worship God and love one another, These are our classroom rules.</p>
<p>Opening Prayer Time</p> <p><i>lyrics and sheet music, Appendix A</i></p>	<p>"Children, we need God's help to keep these rules. Let's ask Him to help us right now. Let's get ready and pray."</p> <p>Let's Pray DDD NIV Songs 9, track 7</p> <p>1-2-3! Fold your hands, Bow your head, Close your eyes. Let's pray! <i>(repeat)</i></p> <p>"Let's pray:"</p> <p> Opening Prayer</p> <p>Dear Lord, We're so glad to get to gather together to worship You! Please help us keep the classroom rules. Please help us to love You and learn about You today. In Jesus' name we pray. Amen.</p>

Lesson Plan: Big Question 9, Bible Truth 4 use with all THREE lessons**p.3****2. OPENING CIRCLE TIME, continued**

= follow the stars for a short & simple lesson plan

Reveal the Big Question**Introduce the Big Question Box/Briefcase**

lyrics and sheet music,
Appendix A

"Detectives INVESTIGATE things. That means they ask questions and look for answers. Deep Down Detectives investigate big questions about God. The Big Question we are investigating today is right inside our Big Question Box/Briefcase.

The Big Question Box Song

DDD NIV Songs 9, track 8

We've got a big box,
All closed up and locked,
Filled with the truths of God's Word.

We've got a brief case,
There's no time to waste,
Come on, kids, let's open it up!

The Big Question under Investigation

VISUAL take out
AID



of BQB

Big Question &
Answer Sign, front side

*found in the DDD Unit 9
Visual Aids, NIV Book

Ok, who would like to open for me and pull out the Big Question?"

Choose a child to open the box/briefcase, take out the Big Question and hand it to you, then hold up the Big Question sign for all the children to see, and say:



The Big Question we are investigating today is Big Question Number 9:

What Did Jesus Come to Do?

and the Answer is:

Jesus Came to Bring Us to God!**Big Question Meaning**

In the beginning, God created the world perfectly. What a wonderful, special closeness people enjoyed with Him! Yes, it was "Perfect Wonderfulness" knowing God and living in His world. It could have stayed that way forever, but it did not. All of this perfection was broken when people disobeyed God. The big Bible word for disobeying God is "sin."

When we look around us, we can see the sadness that sin brought into God's good world. So much in this world is not perfect or wonderful anymore! We've lost the special closeness with God, too. Yes, when sin came into the world, it spoiled so many things.

But would all this sin and sadness last forever? People certainly deserved it to. After all, they had turned away from God. Now people deserved His punishment, not His love.

But God treats us so much better than we deserve! From the beginning, He had an amazing plan to bring sinful people like us back to Himself. How? He promised to send a Savior. That Savior was Jesus, God's own Son. Jesus lived a perfect life, then He gave it up as the full payment for sins as He suffered and died on the cross. On the third day, Jesus rose from the dead, showing He had really done it! He had beaten sin and death for God's people! We can become God's people, too, when we turn away from our sins and trust in Jesus as our Savior. Then, we will get to know God in our hearts; and one day, we will get to go live with God and enjoy all of His Perfect Wonderfulness forever!

Big Question Songs

"Let's sing our Big Question Song:

Big Q & A 9 Song

lyrics and sheet music,
Appendix A

Big Q & A 9 Song

DDD NIV Songs 9, track 12

(adapted version of "This Old Man")

What did Jesus come to do?

What did Jesus come to do?

Jesus came to bring us to God.

That's what Jesus came to do!

2. OPENING CIRCLE TIME, continued

= follow the stars for a short & simple lesson plan

**Learning about
the Big Question
(use one or both)***Repeat the Big Question and Answer again:***"What Did Jesus Come to Do? Jesus Came to Bring Us to God!"***Say: "Hmmm, I wonder what that means... Let's do our action rhyme (or sing our song) that explains it."**Then do the action rhyme or sing the song using any of the optional motions suggested, if desired.***Big Question
Action Rhyme****Big Question 9 Action Rhyme****(POSSIBLE ACTIONS)**

You and me, we disobey God,
That's very, very bad!
We all deserve God's punishment.
That's very, very sad!

point out to someone else; point to yourself
Shake your head sideways, slowly a couple of
times, making a disapproving face
Stretch out our arms wide for "all"
Make sad face

But God loved us so very much,
That He sent His Son, Jesus,
To save us and take away
all of our sins,
So we could be friends
with God again!

put your hand on your heart

make a cross using your index fingers

clap and cheer for this good news!

**Big Question
(Action Rhyme)
Song***lyrics and sheet music,
Appendix A***Big Question 9 (Action Rhyme) Song**

DDD NIV Songs 9, track 13

Refrain

What did Jesus come to do?
Jesus came to bring us to God.
What did Jesus come to do?
Jesus came to bring us to God.

(POSSIBLE ACTIONS)*point up to heaven***Verse 1**

In the beginning, people enjoyed
Perfect fellowship with God.
But they disobeyed, their fellowship lost.
Would things always stay this way? *Refrain*

*smile and hug yourself**shake head "no" and wag index
side to side, disapprovingly***Verse 2**

At just the right time,
God sent His Son to pay for His people's sins,
He offered His life, the perfect sacrifice,
Gave them fellowship with God again. *Refrain*

*make a cross using your index
finger**smile and hug yourself***Verse 3**

On the third day, Jesus rose from the grave,
Then He went back home to heav'n.
Now all who repent and believe in Him,
Can know God forever. *Refrain*

hold up three fingers
make rise motion with your hands
point up to heaven

Lesson Plan: Big Question 9, Bible Truth 4

use with all THREE lessons

p.5**2. OPENING CIRCLE TIME, continued**

= follow the stars for a short & simple lesson plan

Learning the Bible Truth

VISUAL take out

AID



of BQB

VISUAL AID

All the Bible Truths Sign

★ "Jesus Came to Bring Us to God" is a good beginning, but there's so more to learn. So it's time for us to dig down even deeper for more answers to our Big Question about God. We're going to be learning **SIX** Bible truths that all tell us more about Jesus.

Who would like to hand me the picture with our six Bible truths on it? It's in the Big Question Box/Briefcase." *Choose a child to get it and hand it to you, then hold it up and show them the pictures of the six truths they will be learning.*

Bible Truth Clue

VISUAL take out

AID



of BQB

Bible Truth Clue Sign,

front side

VISUAL AID

After everyone has had a good look, say...

"Ok, we've learned three truths about Jesus. They are: "He Left His Home in Heaven to Save Us," "He Never, Ever Disobeyed God," and "He Taught about God and Did Amazing Things" (point to pictures as you identify each Bible Truth). Now let's look at our Bible Truth Clue sign and see if we can figure out which of these six truths we will be learning about today. Who would like to get it out of the Big Question Briefcase for me?"

Choose a child to open the briefcase, take out the Bible Truth Clue sign and hand it to you. Hold up the front side for the children to see. Cover up the answer, written along the bottom, and say:

"What Did Jesus Come to Do?

Jesus Came to Bring Us to God!

He Died on the Cross for the ???? of God's People!"

Hint

We're missing one word. Here's the hint to what the missing word is. It says: "What is the Bible word for the bad things we do that break God's good laws? It starts with an "s" and it rhymes with "hens."

Can you guess? It's "Sins."

So the Bible Truth we are learning today is:

(uncover answer from bottom of sign, show it to them and say:)

★ **"What Did Jesus Come to Do?**

Jesus Came to Bring Us to God!

He Died on the Cross for the SINS of God's People!"

And here is what this Bible Truth means: *(read the meaning off of the back of the sign, say:)*

Bible Truth Meaning

★ Sadly, we are all sinners who disobey God. We all deserve God's punishment for our sins. But Jesus never, ever sinned. He never deserved any punishment from God. Yet Jesus chose to suffer and die on the cross. He didn't suffer and die because He deserved to. He suffered and died in the place of God's people so they wouldn't have to. Yes, He offered up His perfect life as the full payment for their sins.

Jesus suffered so much on the cross! His body hurt so badly as He hung there by the nails. But Jesus' spirit inside Him hurt even more, as He took the punishment for our sins and was separated from God, His Father. But when at last Jesus finished suffering on the cross, He had paid for all of the sins of God's people.

Jesus died and was buried in a cave-grave that day, but He didn't stay there! On the third day, Jesus rose from the grave to live forevermore. He had really done it! He had beaten sin and death for God's people. Now they could have special closeness with God in their hearts. Now they would be His dearly loved people forever. We can become God's people, too, when we turn away from our sins and trust in Jesus as our Savior. God will forgive our sins. He will give us special closeness in our hearts with Him now. And one day, we can go to live with God forever.

Lesson Plan: Big Question 9, Bible Truth 4 use with all THREE lessons

p.6

2. OPENING CIRCLE TIME, continued

= follow the stars for a short & simple lesson plan

Learning the Bible Verse**The Bible Chant Song**lyrics and sheet music,
Appendix A

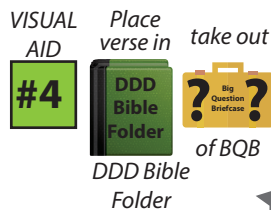
"And how do I know this is true? God tells me so in His special book, the Bible."

Say or sing the Bible Chant Song.

The Bible Chant Song

DDD NIV Songs 9, track 9

The Bible, the Bible,
Let's get out the Bible.
Let's hear what God has to say.
The Bible, the Bible,
God's given us the Bible.
It's His Word for us to learn and obey! Yay!

Bible VerseDDD 9.4 Bible Verse-front
side (in the DDD Bible folder)*found in the DDD Unit 9
Visual Aids, NIV Book

"Who would like to get our Bible folder out of the Big Question Briefcase for me?"

Choose a child to open the briefcase, take out the "Bible" folder and hand it to you. Remove the Bible Verse Picture from the "Bible" folder and hold it up for all the children to see, then say:

Hosea 13:14 tells us:

Hosea 13:14

"I will ransom them from the power of the grave, I will redeem them from death."

Learn a Little: "I will redeem them from death."**Bible Verse Meaning****What does that mean?**

Ransom! Redeem! What do those big words mean? To pay the price to rescue someone and make them your very own.

What did God ransom His people from? The power of the grave and death ("Sheol" is another Bible word for the grave and death.)

Yes, indeed! When Jesus suffered and died on the cross, He paid for all of the sins of God's people so they could be forgiven! When we turn away from our sins and trust in Jesus, we can be God's people, too. All of our sins will be forgiven through Him, so we can know God now and get to live with Him forever!

2. OPENING CIRCLE TIME, continued



= follow the stars for a short & simple lesson plan

**Bible Verse
Song**

*lyrics and sheet music,
Appendix A*

You might also enjoy:

*Blessed Are They:
Romans 4:7-8, NIV 1984
DDD NIV Songs 9,
track 29*

We've said our Bible verse, now let's sing it!

I Will Ransom Them: Hosea 13:14

DDD NIV Songs 9, track 28

I will ransom them
from the power of the grave,
I will redeem them from death.
I will ransom them
from the power of the grave,
I will redeem them from death.

Where, O death, are your plagues?
Where, O grave, is your destruction?

I will ransom them
from the power of the grave,
I will redeem them from death.
I will ransom them
from the power of the grave,
I will redeem them from death.
Hosea Thirteen, fourteen.

Lesson Plan: Big Question 9, Bible Truth 4

use with all THREE lessons

p.8

2. OPENING CIRCLE TIME, continued

= follow the stars for a short & simple lesson plan

Getting into the Case	<p>"Now it's time to do a bit more deep down investigating. Let's see what Detective Dan wants us to help him figure out. Would someone like to get it out for me?"</p>
Listening Assignments <div>Place in</div>  <div>take out</div>  <div>of BQB</div>	<p>NOTE: Listening assignments are most suitable for ages 3+. Skip straight to the Bible story (see bottom of this page), if working with 2 year olds.</p> <p>"Let's open up our listening assignment and see what we are supposed to figure out today.</p> <p><i>Choose a child to take out the Listening Assignment (from the DDD Bible Folder) and hand it to you. Read Detective Dan's letter to the children that includes the listening assignment. The listening assignments are summarized below:</i></p>
<div>VISUAL AID</div> <div>#5</div> <div>DDD Unit 9 Visual Aids, NIV</div>	<p><u>Detective Dan's Lesson #1 Listening Assignment:</u></p> <p>I need to find out:</p> <ol style="list-style-type: none"> 1. What did Jesus do that cost a great price? 2. Who did He do it for? Why?
<div>VISUAL AID</div> <div>#6</div> <div>DDD Unit 9 Visual Aids, NIV</div>	<p><u>Detective Dan's Lesson #2 Listening Assignment:</u></p> <p>Our Bible Verse is Hosea 13:14:</p> <p>"I will ransom them from the power of the grave, I will redeem them from death."</p> <p>I need to find out:</p> <ol style="list-style-type: none"> 1. To ransom means to pay whatever it costs to rescue someone. Who ransomed God's people from death? 2. What had to be done to ransom God's people from death?
<div>VISUAL AID</div> <div>#7A,B,C</div> <p><i>*Listening Assignment #3 includes the Assignment Sheet, plus 6 clue pictures*</i></p> <div>DDD Unit 9 Visual Aids, NIV</div>	<p><u>Detective Dan's Lesson #3 Listening Assignment:</u></p> <p>I found six clues, but only 4 of them are in the story. They are: an alligator; Jesus; a robber; a jail; sin; and a harp. <i>Hold each of them up for the children to see as you identify them.</i></p> <p>I need to figure out:</p> <ol style="list-style-type: none"> 1. Which four belong in our story? 2. What do God's people thank Jesus for doing for them on the cross?
<p>Tell the Bible Story</p> <div>Place story & pics in</div> <div>take out</div> <div>DDD Bible Folder</div> <div>Big Question Briefcase</div> <div>of BQB</div> <div>DDD Unit 9 Visual Aids, NIV</div> <p>Story text included in this book right after this lesson plan and in Visual Aids book</p>	<p>★ <i>Then say,</i> "Ok, Deep Down Detectives! Put on your best listening ears and see if you can hear the answers to Detective Dan's questions. When I finish telling the story, we will see if we can answer all the questions."</p> <p>★ Bible Story: The Case of the Great Price <i>Matthew 27; Mark 15; Luke 23; John 19</i></p> <p><i>Read the Bible Truth story, putting up the storyboard pictures/using Story Scenes as you tell it. Then, have the children answer the listening assignment. Present the gospel and lead in prayer.</i></p> <p><i>*Answers to questions; the gospel; and, ACTS prayer are included with the story text.*</i></p>

Lesson Plan: Big Question 9, Bible Truth 4


use with all THREE lessons

p.9**2. OPENING CIRCLE TIME, continued**

= follow the stars for a short & simple lesson plan

<p>Story Response Song(s)</p> <p>Hymn</p> <p><i>lyrics and sheet music, Appendix A</i></p>	<p><i>As attention span and time allow, you might want to end with one of the following songs which also tie in with the unit. If desired, use the Music and Movement activity ideas while singing (listed with the Response Activities).</i></p> <p>To God Be the Glory <i>DDD NIV Songs 9, track 17</i></p> <p>Verse 1</p> <p>To God be the glory, great things He hath done; So loved He the world that He gave us His Son. Who yielded His life, an atonement for sin, And opened the lifegate that all may go in.</p> <p>Tie-in: Children, oh what great things God has done for us! He sent Jesus to save us from our sins so we can be friends with God! Let's tell Him how great He is! Let's give God glory!</p>
<p>Praise Song</p> <p><i>lyrics and sheet music, Appendix A</i></p>	<p>Praise Song: Blessed Be the Name <i>DDD NIV Songs 9, track 18</i></p> <p>Blessed be the name, Blessed be the name, Blessed be the name of the Lord; Blessed be the name, Blessed be the name, Blessed be the name of the Lord.</p> <p>Tie-in: "Children, how wonderful, how blessed is the name of Jesus! He came to take the punishment for disobeying for EVERYONE who says sorry to God, turns away from disobeying Him, and trusts in Jesus to save them. Let's praise! Let's bless His name, the Lord Jesus!"</p>

3. TAKING ACTION: Response Activities *(choose from among these activities)*

<p>Transition to Activities</p>	<p> Well, Deep Down Detectives, you've done a great job diggin' deep down for answers in the truths of God's Word. Now it's time to enjoy some activities."</p> <p><i>Tell children what activity/s you are providing for them: either free play or some of the response activities listed below. When you are ready to dismiss them, use this song to help the children transition in an orderly fashion to their next activity.</i></p>
<p>Classroom Song, verse 2</p> <p><i>lyrics and sheet music, Appendix A</i></p>	<p>"Children, let's sing our Time to Play Song. When we are finished you may get up and walk over to our next activity."</p> <p>Classroom Song, verse 2 <i>DDD NIV Songs 9, track 2</i></p> <p>We've gathered together to worship God, We've gathered together to worship God, And now it's time to play.</p> <p><i>Dismiss the children to whatever activities you have prepared for them to do.</i></p>


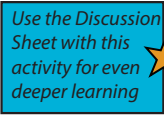

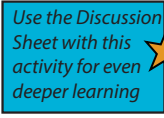

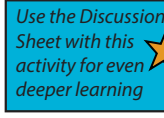


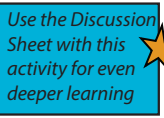

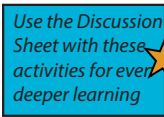

Lesson Plan: Big Question 9, Bible Truth 4

use with all THREE lessons

p.10

3. TAKING ACTION: Response Activities (choose from among these activities)

= short & simple lesson plan

Response Activities	Choose one or more activities appropriate for your children, based on classroom time and developmental needs. Add the Discussion Sheet to any activity for deeper learning. 
Bible Verse Memory Game <i>game directions, Appendix B</i>	<p>Though listed with the opening activities, you may choose to use this Bible verse game here instead (or as a repeat).</p> <ul style="list-style-type: none"> Lesson 1 Game: Detective Mission Madness Practice Lesson 2 Game: Duck, Duck, Goose Lesson 3 Game: Slap, Clap and Stack <div>   </div> <p>Discussion Questions</p>
Music, Movement & Memory Activity <i>game directions, Appendix B</i>	<p>A music activity that uses the songs from the Bible Truth and Big Question unit.</p> <ul style="list-style-type: none"> DDD Songs for this Bible Truth, plus: Lesson 1 Activity: March 'n' Say Lesson 2 Activity: Clap, Tap and Say Lesson 3 Activity: Block Clappers <div>   </div> <p>Discussion Questions</p>
Bible Story Review Game <i>game directions, Appendix B</i>	<p>A game that uses the storyboard pictures from the story to review the story.</p> <ul style="list-style-type: none"> Lesson 1 Game: Who's Inside? Lesson 2 Game: Fix Up the Mix Up Lesson 3 Game: Take Me through the Tunnel <div>   </div> <p>Discussion Questions</p>
Coloring Pages/ Take Home Sheets <i>in Appendix C</i> 	<p>A coloring page related to the lesson assignment question is provided for each lesson. On the back of each are the key concepts, a few questions and a song for parents to use with their children.</p> <p>NOTE: Upgrade your coloring sheet to a more interesting craft by offering simple embellishments, such as jiggly eyes, craft sand, glitter, glitter glue, colored paper dots (made with a hole punch), fabric scraps, etc. Make cut-to-size glued-on clothes, hair, etc for characters by using a copy of the coloring sheet, cutting out the selected portions and making them the patterns for whatever you want to cut out of fabric, paper, foil, etc.</p> <ul style="list-style-type: none"> Lesson 1 Coloring Sheet Emphasis: Bible Truth Lesson 2 Coloring Sheet Emphasis: Bible Verse Lesson 3 Coloring Sheet Emphasis: ACTS Prayer <div>   </div> <p>Discussion Questions</p>
Extra Crafts: Big Question Craft <i>in Appendix C</i> Bible Verse Craft <i>in Appendix C</i> Bible Story Puzzle <i>in Appendix C</i>	<p>These crafts are slightly more complex than the coloring/take home sheets:</p> <p>The Bible Concept Go-and-Tell Craft is a craft that summarizes the Bible concept and includes the Bible verse is included for those desiring more than a coloring sheet. This more complex craft will involve gluing, sticking, etc. Can be used at any time.</p> <p>The Bible Story Coloring Sheet provides a tie in between the Bible story and the Bible truth they are learning.</p> <p>The Storyboard Picture Placement Page has been made into a puzzle that can be cut out and re-assembled by the children. This provides a nice summary of the story.</p> <div>   </div> <p>Discussion Questions</p>
Free Play Activities <i>ideas in Appendix D</i>	<p>Offer your own or some of the easy-to-make, free play activities suggested in Appendix D.</p>

Lesson Plan: Big Question 9, Bible Truth 4

use with all THREE lessons

p.11**4. CLOSING CIRCLE TIME** *(End-of-session activities for the last 5-10 minutes of class time)*

= short & simple lesson plan

<p>Transition to Closing Circle</p> <p>Classroom Song, verse 3</p> <p><i>lyrics and sheet music, Appendix A</i></p>	<p>Use this song to help the children transition in an orderly fashion. Start singing this song and ask the children to gather with you for Closing Circle Time.</p> <p>Classroom Song, verse 3 <i>DDD NIV Songs 9, track 3</i></p> <p>It's time to get ready to go and tell, It's time to get ready to go and tell, Come gather here with me.</p>
<p>Closing Circle Time</p> <p>Classroom Song, verse 4</p> <p><i>lyrics and sheet music, Appendix A</i></p>	<p>When children are settled in the circle, say: "It's almost time for your parents to come pick you up. And do you know what that means? It means.... (draw this out to build anticipation and excitement)...that it's almost time to go home and....it's almost time to...Go and Tell! We have learned some big news about God today. God wants us to take and tell it to the whole world!"</p> <p>Classroom Song, verse 4 <i>DDD NIV Songs 9, track 4</i></p> <p>So what's our big news to go and tell, So what's our big news to go and tell, Can you tell me now?</p>
<p>Big News to Tell</p> <p>Big Question 9</p> <p><i>VISUAL AID</i></p> <p>#1</p> <p><i>*found in the DDD Unit 9 Visual Aids, NIV Book</i></p> <p><i>lyrics and sheet music, Appendix A</i></p> <p>Big Question 9, Bible Truth 4</p> <p><i>VISUAL AID</i></p> <p>#3</p>	<p>"Let's see....there's so much big news to tell! There's so much we've learned!</p> <p>First of all, can you tell me the answer to our Big Question: "What Did Jesus Come to Do?" Hold up the Bible Truth Clue Picture.</p> <p>Say the answer with me: "Jesus Came to Bring Us to God!"</p> <p><i>(If desired, you can sing one/both of the Big Question songs.)</i> <i>DDD NIV Songs 9, tracks 12,13</i></p> <p>And what's one way He does this? What did we learn? <i>Point to the picture.</i></p> <p>"He Died on the Cross for the Sins of God's People!"</p>
<p>Big Question 9 Bible Truth 4 Bible Verse</p> <p><i>VISUAL AID</i></p> <p>#4</p> <p><i>*found in the DDD Unit 9 Visual Aids, NIV Book</i></p> <p><i>lyrics and sheet music, Appendix A</i></p>	<p>"And how do I know this is true? Can you tell me? Say it with me: "The Bible tells me so!" That's right!</p> <p>We learned: Hosea 13:14</p> <p>"I will ransom them from the power of the grave, I will redeem them from death."</p> <p>Learn a Little: "I will redeem them from death."</p> <p>Ransom! Redeem! What do those big words mean? To pay the price to rescue someone and make them your very own. What did God ransom His people from? The power of the grave and death ("Sheol" is another Bible word for the grave and death.)</p> <p>Yes, indeed! When Jesus suffered and died on the cross, He paid for all of the sins of God's people so they could be forgiven! When we turn away from our sins and trust in Jesus, we can be God's people, too. All of our sins will be forgiven through Him, so we can know God now and get to live with Him forever!</p> <p><i>(If desired, you can sing the Bible verse song.)</i> <i>DDD NIV Songs 9, track 28</i></p>

4. CLOSING CIRCLE TIME, continued

= follow the stars for a short & simple lesson plan

Closing ACTS Prayer Time ACTS Prayer Chant <i>lyrics and sheet music, Appendix A</i>	<p><i>Let's ask God to help us to remember this and even tell others this good news. Let's get ready and pray our ACTS prayer.</i></p> <p><i>And what does ACTS mean? Let's sing/say our ACTS Prayer Chant!</i></p> <p>ACTS Prayer Chant Song <i>DDD NIV Songs 9, tracks 10,11</i></p> <p>A, Adoration, God, we praise You! C, Confession, Forgive us our sins. T, Thanksgiving, Thank You for Jesus, S, Supplication, Help us to live like Him..</p> <p style="text-align: right;">That's the ACTS prayer, my friend, Bow your head, Close your eyes, Shhh, Let's begin.</p>
Closing ACTS Prayer	<p>"Let's pray!"</p> <p><i>Lead the children in the ACTS prayer for this Bible Truth.</i></p> <p>A Jesus, we praise You for being our Savior. You came to bring us to God. We praise You for being willing to suffer and die on the cross for the sins of God's people.</p> <p>C Jesus, how we need You to be our Savior! We are all sinners who disobey God. We all deserve God's punishment. Please forgive us!</p> <p>T Thank You, Jesus, for suffering and dying on the cross to save all who turn away from their sins and trust in You as their Savior. Thank You for taking all of God's punishment, so we might be forgiven. Thank You that no one is too sinful for You to save. You are a big enough Savior for any of us.</p> <p>S Jesus, work in our hearts. Help us to turn away from our sins. Help us to trust in You as our Savior. Help us to love You and live for You more and more.</p> <p>In Jesus' name, we pray, Amen.</p>
5. TAKING IT HOME <i>(Take Home Sheet)</i>	
Clean up and Dismissal ★	<p>"Now it's time to work together and clean up."</p> <p><i>Have the children join you in cleaning up the room.</i></p>
Coloring Pages/ Take Home Sheets ★ <i>in Appendix C</i>	<p><i>Give out the craft/take home sheet and any other papers from the session, as you dismiss children from class.</i></p> <p><i>(Reminder: The back side of the coloring page is the take home sheet for each lesson.)</i></p>
Bible Story to Take-Home <i>in Appendix C</i>	<p>You may also want to include a copy of the story along with the take home sheet. (However, each coloring sheet/take home sheet includes a note to parents telling where they can download the story from the Parent Resources section on the website.</p>

Bible Story for Big Question 9, Bible Truth 4 use with all THREE lessonsPlace
story in

take out

P.1

The Case of the Great Price*Matthew 27; Mark 15; Luke 23; John 19*

of BQB

Story-telling Tips

Ahead of time:

1. Read the Bible verses and story. Pray!
2. Choose story action cues and/or prepare storyboard figures, if using. (Included in Visual Aids book)
3. Practice telling story with the storyboard pictures, timing your presentation. Shorten, if necessary.

During your presentation:

1. Maintain as much eye contact as possible as you tell the story.
2. Put up storyboard figures/add story action cues as you tell the story. Allow the children to help you put them on the board, if desired.
3. Include the children in your story with a few questions about what they think will happen or words/concepts that might be new to them.
4. Watch the kids for signs that their attention span has been reached. Shorten, if necessary.

INTRODUCTION/ LISTENING ASSIGNMENTS

"Our story is called: The Case of the Great Price. Here is your listening assignment." Read from Detective Dan's Listening Assignment signs, but questions are summarized below:

Detective Dan's Lesson #1 Listening Assignment:

I need to find out:

1. What did Jesus do that cost a great price?
2. Who did He do it for? Why?

Detective Dan's Lesson #2 Listening Assignment:**Our Bible Verse is Hosea 13:14:***"I will ransom them from the power of the grave, I will redeem them from death."*

I need to find out:

1. To ransom means to pay whatever it costs to rescue someone. Who ransomed God's people from death?
2. What had to be done to ransom God's people from death?

Detective Dan's Lesson #3 Listening Assignment:

I found six clues, but only 4 of them are in the story.

They are: an alligator; Jesus; a robber; a jail; sin; and a harp. *Hold each of them up for the children to see as you identify them.*

I need to figure out:

1. Which four belong in our story?
2. What do God's people thank Jesus for doing for them on the cross?

Read the assignment questions, THEN SAY,

"Ok, Deep Down Detectives! Put on your best listening ears and see if you can hear the answers to Detective Dan's questions. When I finish telling the story, we will see if we can answer all the questions."

Read the Bible Truth story, answer questions, present the gospel and lead in prayer.

Answers to questions; the gospel; and, ACTS prayer are included with the story text.

Bible Story for Big Question 9, Bible Truth 4 use with all THREE lessons**P.2****The Case of the Great Price** *Matthew 27; Mark 15; Luke 23; John 19**Story with lines separating paragraphs (text in bold, optional interaction cues in italics)*

The Roman king did NOT put up with lawbreakers! Some lawbreakers he punished by putting them in jail for a long time. And some, he punished by whipping them with painful, sharp ropes. Others, he sent away to sea to row big warships for his soldiers. But the worst kinds of lawbreakers, the king sent to a hill outside of Jerusalem called Golgotha. And there, these worst kinds of men were given the worst kind of punishment. They were put up on big, wooden crosses (with nails!), and they were left there to suffer and die.

The cross was a terrible punishment! It was so terrible that people in Jesus' day would not even say the word "cross". "Cross" was a bad word that good people did not say, let alone think about.

What kinds of lawbreakers died on crosses? Traitors died on crosses (men who tried to get rid of the king). Murderers died on crosses (men who killed other people). Robbers died on crosses (men who took other people's things). These worst kinds of lawbreakers were given the worst kind of punishment.

The cross. It was for bad men being punished for the bad things they had done. That's the way it was back in those days. At least, that was the way it was supposed to be.

But what a strange thing people saw on Golgotha, one Friday long ago! For there, on that, hill stood three crosses for three men. Two of the men were robbers, but the third one was a man no one expected to see there. Can you guess who it was?

Can you guess?

It was Jesus!

Now, everyone could understand why the two robbers had been put on their crosses. These men had snatched other people's things, and now they were being punished for the bad things they had done. That was the Roman king's law.

But Jesus? Why was He there? What bad thing had He done? Can you tell me?

Can you think of anything bad that Jesus had done?

Had Jesus snatched other people's things, like the robbers? No! Had He killed someone like, the murderers? No! Had He tried to get rid of the king, like the traitors? No! Jesus had never done any of these bad things. As a matter a fact, Jesus had never sinned. He had never done EVEN ONE bad thing in His whole life!

Jesus always kept God's laws. He always loved God most of all. He always loved others as the Bible tells us to. In EVERYTHING Jesus thought in His heart; and in EVERYTHING Jesus said and did, He never, ever disobeyed God. Jesus was the only person who ever lived a PERFECT LIFE. That's why Jesus, of all people, did not deserve to be up there on that cross!

Story with lines separating paragraphs (text in bold, optional interaction cues in italics)

So, why WAS Jesus on that cross, if not for bad things He had done? Was it all just a big mistake?

What do you think?

Far from it! This was God's plan. Yes, it was the Roman king who ordered Jesus to be put on that cross, and it was his soldiers who put Jesus on it. But God had woven their evil deeds into His much, much bigger, GLORIOUS, LOVING, GOOD plan to rescue His people from their sins.

Jesus was up on that cross because He CHOSE to be there to take the punishment God's people deserved from GOD!

From God?! Why would HE need to punish His people? Didn't He love them? Yes, He loved them very much.

But you see, the LORD is the one, true, perfectly good God, and (SB20) He is the big king over everyone. He has given us His perfectly good laws to live by, but have we obeyed them?

Have we?

No, we have not! None of us! We have ALL disobeyed God, and we ALL deserve His punishment for disobeying Him and His good laws. That makes us all sinners. And oh, what a terrible punishment we all deserve! We deserve to be separated from God and all His goodness forever. Forever punishment! Isn't that awful?

But God loved the world so much that He sent His Son, Jesus, to suffer and die on that cross. He took the punishment for the sins of God's people upon Himself, so they wouldn't have to. Jesus' perfect life paid for their sins, so they could be FORGIVEN. And, so they could be loved by God forever, instead of punished!

Who are God's people? They are all who would ever turn away from disobeying God and trust in Jesus as their Savior. All who come to God like this are God's people! So, that's why Jesus suffered and died on the cross that day. Not for anything He had done, but because He loved God, His Father, and God's people so much. Isn't Jesus amazing!

And how do we KNOW that Jesus really took all of the punishment for God's people that day? It's because of what happened on the third day after Jesus died. Do you know what happened?

Can you tell me?

On Day One, Jesus' body stayed dead in the cave-grave. On Day Two, Jesus' body stayed dead in the cave-grave. But on Day Three, Jesus rose up from the dead, showing that He had really done it!

Now, God's people were forgiven forever! Now, they never would have to have God's punishment. Now, they would get to know and love Him in their hearts their whole lives! And one day, when they die, they would get to go live with God forever! What a wonderful thing it is to be God's dearly-loved people!

Thank You, Jesus, for taking all of God's punishment for God's people on the cross! Thank You, that You offer for us to become God's people, too, when we turn away from our sins and trust in You as our Savior! Help us to do this, even today!

Bible Story for Big Question 9, Bible Truth 4

use with all THREE lessons

P.4**Cracking the Case:** (story wrap-up for Listening Assignments)

It's time to see how we did with our Listening Assignment.

Detective Dan's Lesson 1 Listening Assignment:

- 1. What did Jesus do that cost a great price?** He suffered and died on the cross.
- 2. Who did He do it for? Why?** He did it for God's people, so they could be saved from their sins.

For You and Me:

How amazing is God's love for His people! That He would send His Son, Jesus, to suffer and die in their place! We can become God's people, too, when we turn away from our sins and trust in Jesus as our Savior.

Detective Dan's Lesson 2 Listening Assignment:**Our Bible Verse is Hosea 13:14:**

"I will ransom them from the power of the grave, I will redeem them from death."

- 1. To ransom means to pay whatever it costs to rescue someone. Who ransomed God's people from death?** Jesus did.
- 2. What had to be done to ransom God's people from death?** Jesus had to pay for their sins, Himself, as He suffered and died on the cross.

For You and Me

How amazing is God's love for His people! That He would send His Son, Jesus, to suffer and die in their place! We can become God's people, too, when we turn away from our sins and trust in Jesus as our Savior.

Detective Dan's Lesson 3 Listening Assignment:

Our six clues were: an alligator; Jesus; a robber; a jail; sin; and a harp. Hold each of them up for the children to see as you identify them.

1. Which four belong in our story?

Jesus, the robber, the jail and sin belong. The butterfly and the harp do not.

- 2. What do God's people thank Jesus for doing for them on the cross?** For suffering and dying on the cross for their sins so they could be forgiven.

For You and Me

How amazing is God's love for His people! That He would send His Son, Jesus, to suffer and die in their place! We can become God's people, too, when we turn away from our sins and trust in Jesus as our Savior.

The Gospel (story wrap-up if NOT using Listening Assignments)**Our Bible Truth is:****What Did Jesus Come to Do?****Jesus Came to Bring Us to God...****He Died on the Cross for the Sins of God's People!**

What did Jesus come to do? Jesus came to bring us to God... He died on the cross for the sins of God's people.

That was the only way God's people could be forgiven their sins. You see, all people have chosen to disobey God and His good ways. No one lives the perfect life that pleases God. That is why we all deserve His punishment!

God would have been perfectly fair to punish us for our sins. But, He is so full of mercy and love that He chose to make a way for us to be saved. He sent Jesus to live the perfectly obedient life that none of us have lived. Then, Jesus offered up His perfect life to be the full payment for the sins of all who would ever turn away from disobeying God and trust in Jesus as their Savior. On the third day, He rose from the dead, proving He had really done it! We, too, can be God's people when we turn away from our sins and trust in Jesus as our own Savior. *Close in prayer.*

Closing ACTS Prayer

- A** Jesus, we praise You for being our Savior. You came to bring us to God. We praise You for being willing to suffer and die on the cross for the sins of God's people.
- C** Jesus, how we need You to be our Savior! We are all sinners who disobey God. We all deserve God's punishment. Please forgive us!
- T** Thank You, Jesus, for suffering and dying on the cross to save all who turn away from their sins and trust in You as their Savior. Thank You for taking all of God's punishment, so we might be forgiven. Thank You that no one is too sinful for You to save. You are a big enough Savior for any of us.
- S** Jesus, work in our hearts. Help us to turn away from our sins. Help us to trust in You as our Savior. Help us to love You and live for You more and more. In Jesus' name, we pray, Amen.

Go to Lesson Plan, p.9 for the script to the rest of the lesson.

Deep Down Discussion Sheet

use with all THREE lessons

Use with all
response activities
for deeper learning**P.1***Questions to aid discussion of the key concepts and for use in games*

Be familiar with these questions and answers. Look for opportunities to ask questions and discuss their answers, such as while the children work on their coloring pages, as part of their response games, or during play time. Remember: your goal isn't to ask all these questions or only talk to the children about these things. It's to be deliberate in having good conversations with them, however much or little you have.

BIG QUESTION Meaning	<p>What Did Jesus Come to Do? Jesus Came to Bring Us to God!</p> <p>In the beginning, God created the world perfectly. What a wonderful, special closeness people enjoyed with Him! Yes, it was "Perfect Wonderfulness" knowing God and living in His world. It could have stayed that way forever, but it did not. All of this perfection was broken when people disobeyed God. The big Bible word for disobeying God is "sin." When we look around us, we can see the sadness that sin brought into God's good world. So much in this world is not perfect or wonderful anymore! We've lost the special closeness with God, too. Yes, when sin came into the world, it spoiled so many things. But would all this sin and sadness last forever? People certainly deserved it to. After all, they had turned away from God. Now people deserved His punishment, not His love. But God treats us so much better than we deserve! From the beginning, He had an amazing plan to bring sinful people like us back to Himself. How? He promised to send a Savior. That Savior was Jesus, God's own Son. Jesus lived a perfect life, then He gave it up as the full payment for sins as He suffered and died on the cross. On the third day, Jesus rose from the dead, showing He had really done it! He had beaten sin and death for God's people! We can become God's people, too, when we turn away from our sins and trust in Jesus as our Savior. Then, we will get to know God in our hearts; and one day, we will get to go live with God and enjoy all of His Perfect Wonderfulness forever!</p>
Discussion Questions <i>choose a few</i>	<ol style="list-style-type: none"> 1. What did Jesus come to do? <i>Jesus came to bring us to God!</i> 2. Who did people have a wonderful closeness with in the beginning? <i>With God.</i> 3. What did people do that caused the wonderful closeness with God to end? <i>They disobeyed Him.</i> 4. What did all people deserve for disobeying God? <i>God's punishment that keeps them separated from Him and all His goodness forever. How sad!</i> 5. Who did God send to bring His people to Him? <i>Jesus.</i> 6. What did Jesus take for God's people on the cross? <i>The punishment for their sins.</i> 7. What happens to us when we turn away from our sins and trust Jesus as our Savior? <i>God forgives our sins. He makes us His people. We have special closeness with God now. Then, when our bodies die, we will go on living happily with God forever.</i>
BIBLE TRUTH Meaning	<p>Jesus Came to Bring Us to God... He Died on the Cross for the Sins of God's People!</p> <p>Sadly, we are all sinners who disobey God. We all deserve God's punishment for our sins. But Jesus never, ever sinned. He never deserved any punishment from God. Yet Jesus chose to suffer and die on the cross. He didn't suffer and die because He deserved to. He suffered and died in the place of God's people so they wouldn't have to. Yes, He offered up His perfect life as the full payment for their sins. Jesus suffered so much on the cross! His body hurt so badly as He hung there by the nails. But Jesus' spirit inside Him hurt even more, as He took the punishment for our sins and was separated from God, His Father. But when at last Jesus finished suffering on the cross, He had paid for all of the sins of God's people. Jesus died and was buried in a cave-grave that day, but He didn't stay there! On the third day, Jesus rose from the grave to live forevermore. He had really done it! He had beaten sin and death for God's people. Now they could have special closeness with God in their hearts. Now they would be His dearly loved people forever. We can become God's people, too, when we turn away from our sins and trust in Jesus as our Savior. God will forgive our sins. He will give us special closeness in our hearts with Him now. And one day, we can go to live with God forever.</p>
Discussion Questions <i>choose a few</i>	<ol style="list-style-type: none"> 1. Who are sinners? <i>All people.</i> 2. What do all sinners deserve? <i>God's punishment for their sins.</i> 3. Did Jesus sin? <i>No, He did not.</i> 4. Whose punishment for sins did Jesus take on the cross? <i>God's people's.</i> 5. Why did Jesus take God's people's punishment for sins on the cross? <i>So they wouldn't have to.</i> 6. What hurt when Jesus died on the cross? <i>Jesus' body and Jesus' spirit.</i> 7. How much of God's people's punishment did Jesus take when He suffered and died? <i>All of it!</i> 8. What kind of closeness with God did Jesus win for God's people? <i>A special closeness that lasts forever.</i> 9. Can we become God's people? How? <i>Yes! By turning away from our sins and trusting in Jesus our Savior.</i>

Deep Down Discussion Sheet

use with all THREE lessons

P.2*Questions to aid discussion of the key concepts and for use in games*

THE GOSPEL	<p>What is God's good news for you and me? <i>The gospel!</i> What did Jesus come to do? <i>Jesus came to bring us to God... He died on the cross for the sins of God's people. That was the only way God's people could be forgiven their sins. You see, all people have chosen to disobey God and His good ways. No one lives the perfect life that pleases God. That is why we all deserve His punishment! God would have been perfectly fair to punish us for our sins. But, He is so full of mercy and love that He chose to make a way for us to be saved. He sent Jesus to live the perfectly obedient life that none of us have lived. Then, Jesus offered up His perfect life to be the full payment for the sins of God's people. On Day Three, He rose from the dead in victory. We, too, can be God's people when we turn away from our sins and trust in Jesus as our own Savior.</i></p>
BIBLE TRUTH BIBLE VERSE Meaning Discussion Questions <i>choose a few</i>	<p>"I will ransom them from the power of the grave, I will redeem them from death."--Hosea 13:14</p> <p>Learn a Little: "I will redeem them from death."</p> <p>Ransom! Redeem! What do those big words mean? To pay the price to rescue someone and make them your very own. What did God ransom His people from? The power of the grave and death</p> <p>Yes, indeed! When Jesus suffered and died on the cross, He paid for all of the sins of God's people so they could be forgiven! When we turn away from our sins and trust in Jesus, we can be God's people, too. All of our sins will be forgiven through Him, so we can know God now and get to live with Him forever!</p> <ol style="list-style-type: none"> 1. What does it mean to ransom or redeem someone? <i>To pay the price needed to rescue someone and make them your very own.</i> 2. Who did God ransom? <i>His people.</i> 3. From what did God ransom His people from? <i>From the punishment they deserved for their sins. From death!</i> 4. What do God's people get to enjoy because God ransomed them? <i>They get to be His dearly loved people forever! They get to know Him in their hearts now; and one day, they will go to live with Him forever.</i> 5. How did Jesus ransom God's people? <i>He suffered and died in their place on the cross.</i> 6. How can we become one of God's people? <i>We can ask God to help us to turn away from our sins and trust in Jesus as our Savior. He loves to answer these prayers!</i>
BIBLE STORY Discussion Questions <i>choose a few</i>	<p>The Case of the Great Price</p> <ol style="list-style-type: none"> 1. What kind of people did the king punish on crosses? <i>Bad men who did really bad things, such as robbers, murderers and men who tried to get rid of the king.</i> 2. What bad thing had Jesus done that he would be punished with death on a cross? <i>Nothing.</i> 3. Whose bad things did Jesus choose to die on the cross for? <i>The sins of God's people.</i> 4. What did Jesus enemies think Jesus should do to prove He was God's Son, the Savior of God's people? <i>Come down from the cross.</i> 5. Why did Jesus not come down from the cross? <i>Because only by suffering and dying on the cross could He save God's people from their sins.</i> 6. What did Jesus' enemies and even His friends think was finished when Jesus said, "It is finished" when He died on the cross? <i>They thought Jesus' life seemed finished. That Jesus was gone for good --never to live again.</i> 7. What was really finished when Jesus died on the cross? <i>Not Jesus' life, but the punishment God's people deserved for their sins.</i> 8. What did Jesus do that proved that He had beaten sin and death for God's people? <i>God raised Him from the dead on the third day.</i>