

# **DEEP DOWN DETECTIVES**

**Curriculum Resources  
for Unit 9, Bible Truth 3:**



**What Did Jesus Come to Do?  
Jesus Came to Bring Us to God...**

**He Taught about God and  
Did Amazing Things!**

## Session Prep (especially good for newbies!)

### Pray!



Pray for the Holy Spirit to be at work in your and the children's hearts.

### Review



If new to the curriculum, look at the **Getting Started with Deep Down Detectives section of the Core Curriculum book.** (p.5) It will be especially helpful to read through the Deep Down Detectives section of **The Praise Factory Tour: Extended Version Book.** This is a visual way to understand what goes on in the classroom. (A pdf of the book is found in the samples section on the website.)

### Look through and Learn the Lesson



Read over **lesson plan.** Practice any **songs or action rhymes** you are using. Choose/make up motions to go with these. Choose less with younger children and more with older preschoolers. **Practice the lesson with the visual aids** and using the Big Question Box/Briefcase.

### Read and Rehearse the Bible Story with Pictures



Read the Bible story from the Bible. Read the curriculum version. Practice telling it with the storyboard pictures. (If you have not previously laminated the story pictures, do that now.) Or, rehearse it from the Simple Story Scenes, if you are using those.

### Let There Be Music



Download the music and listen to the songs. Choose which of the songs you will use with the children. If using live musicians, make sure they have the sheet music (Appendix A, Core Curriculum book).

### Put the Props in Place



1. Prepare your Visual Aids. Put the Big Question, Unit Bible Truths, Bible Truth, Bible Verse, and Listening Assignment signs, as well as the Bible Story script in one side of the Bible folder.
2. Get out your storyboard. If using Simple Story Scenes, put these in your Bible Folder. Or, if using the individual storyboard figures, put all background pictures in place (they have a BG by the number). Put the rest of the storyboard pictures (these have a SB by the number) in order of use in the other side of the Bible folder.
3. Put the DDD Bible Folder as well as the Big Question sign in the Big Question Box/Briefcase and shut it. If your box/briefcase has locks and you want to use the unlocking the box as part of your session, lock it now....but make sure you have the key or know the code first.
4. Prepare the music CD or sheet music or mp3 device for use in your session.

### Set Out Free Play Activities



Choose and set up free time activities you will use with the children. Choose a variety of different activities that will be enjoyed by different types of children. Rotate the activities you provide to keep them interesting and fresh to your children. (Suggestions in Appendix D, Core Curriculum books.)

### Prepare Any Activities



Choose which (if any) of the Bible Truth games and crafts activities you want to use in the session. Bear in mind your time frame as well as the developmental abilities and attention span of your children as you decide which/how many to prepare. **Look over the Discussion Sheet** and choose a few questions you might use to spark discussion with the children as they do their activities (especially good for ages 3's+). Pray for God to give you opportunities to talk about these things with the children.

### Let Them Take It with Them



Make copies of the craft/take home sheets, if you are not already using them as one of your activities. You may also want to make copies of the story (see take-home version of each story included in Appendix C with the other take home resources) to have for parents to use with their children at home. There's a link on each craft/take home sheet to the story, if you don't make hard copies.

### Store It



After your session is over, collect the resources and store them for future use. This curriculum can be used over and over for years to come.

## Unit 9: Jesus, Immanuel, God with Us

### UNIT OVERVIEW

In the beginning, God created the world perfectly and people had a wonderful, special closeness with Him. Yes, it was perfect wonderfulness knowing God and living in His world. It could have lasted forever... but it did not. It was broken when people disobeyed God. The big Bible word for disobeying God is sin. So much in this world is not perfect or wonderful anymore. When we look around us, we can see the sadness that sin brought into God's good world long ago. We've lost the special closeness with God, too. We can see it when we look inside our heart. Yes, when sin came into the world it spoiled so many things.

Would all this sin and sadness last forever? People certainly deserved it to. After all, they had turned their backs on God. They had chosen to live life their own way instead of God's good way. Now they actually deserved God's punishment, not His love, for what they had done. But God is so kind and treats us so much better than we could ever deserve. So even way back then in the beginning, God had an amazing plan to rescue us. He promised to send a Savior—a special person who would rescue us from the sin and sadness, and bring us back to Him and His love. Who was that Savior? God's Son, Jesus. Yes, Jesus came to bring us to God.

In this unit, we will learn six truths about Jesus, our Savior.

### UNIT BIBLE VERSE: 1 Peter 3:18, ESV

"Christ died for sins once for all, the righteous for the unrighteous, to bring you to God."

### BIG QUESTION UNDER INVESTIGATION: What Did Jesus Come to Do?

**ANSWER:** Jesus Came to Bring Us to God!

#### OPTIONAL Big Question 9 INTRODUCTION LESSON (Use Hide 'n' Seek Kids Unit 9 Material)

Story: The Case of the Son Who Came Down *The Gospels*

Bible Verse: 1 Peter 3:18

#### BIBLE TRUTH 1: He Left His Home in Heaven to Save Us (3 Lessons Available)

Story: The Case of the Lover Who Left It All Behind *Luke 1-2; John 1,6*

Bible Verse: John 6:38

#### BIBLE TRUTH 2: He Never, Ever Disobeyed God (3 Lessons Available)

The Case of the Man Who Never Said "No" *The Gospels; Hebrews 4*

Bible Verse: Hebrews 4:15

#### ➔ BIBLE TRUTH 3: He Taught about God and Did Amazing Things

(3 Lessons Available)

Story: The Case of the Eyewitness *Luke 4:31ff; 5; 9:28-36; 11:23-24; John 2; 6:16-21; 11*

Bible Verse: John 6:68-69

#### BIBLE TRUTH 4: He Died on the Cross for the Sins of God's People (3 Lessons Available)

Story: The Case of the Great Price *Matthew 27; Mark 15; Luke 23; John 19*

Bible Verse: Hosea 13:14

#### BIBLE TRUTH 5: He Rose from the Dead (3 Lessons Available)

Story: The Case of the Unexpected Ending *Matthew 27-28; Mark 15-16; Luke 24; John 20-21*

Bible Verse: Luke 24:5-6

#### BIBLE TRUTH 6: He Went Up to Rule in Heaven (3 Lessons Available)

Story: The Case of the Fluffy Farewell *Matthew 27-28; Mark 15-16; Luke 23-24; John 19-20; Acts 1*

Bible Verse: Philippians 2:9-11

## Deep Down Detectives NIV Songs 9 Track Numbers

This is a listing of all songs mentioned in the unit curriculum. You may or may not choose to use all of the songs. They are listed in easy-reference order--NOT in the order used in the curriculum.

You may choose to simply burn a CD/load them onto an mp3 device in this order. Or, you may want to do what we do: choose the songs we want to use and create a play list of them in that order. Then, we burn a CD/upload the play list onto an mp3 device. A teacher only has to click forward to the next song, instead of hunting for the right track. The track number have been included as part of the title of each song, teachers will still have a reference to the track number listed in the curriculum (same as those listed below), even if you change the order on your customized play list.

### SONGS USED EVERY UNIT OF THE CURRICULUM

- 1 The Classroom Song v.1
- 2 The Classroom Song v.2
- 3 The Classroom Song v.3
- 4 The Classroom Song v.4
- 5 Deep Down Detectives Theme Song
- 6 The Classroom Rules Song
- 7 Let's Pray Song
- 8 The Big Question Box Song
- 9 The Bible Chant Song
- 10 ACTS Prayer Song (Short Version)
- 11 ACTS Prayer Song (Full Version)

#### Why the Extra Songs?

Deep Down Detectives is a curriculum used by a wide age-span of kids. Sometimes one of the other songs is a better fit for your kids. Or, you may simply want to teach them more songs on the same Bible Truth. Use as many or as few as you want.

### UNIT 9: JESUS, IMMANUEL, GOD WITH US

- 12 Big Q & A 9 Song
- 13 Big Question 9 Song: What Did Jesus Come to Do?
- 14 Big Question 9 Bible Verse Song: Christ Died 1 Peter 3:18, NIV 1984
- 15 *Extra Big Question 9 Bible Verse Song: For Christ Died for Sin 1 Peter 3:18, NIV 1984*
- 16 *Extra Big Question 9 Bible Verse Song: For God So Loved the World John 3:16, NIV 1984*
- 17 Big Question 9 Hymn: To God Be the Glory, v.1
- 18 Big Question 9 Praise Song: Blessed Be the Name

#### What Did Jesus Come to Do?

##### Jesus Came to Bring Us to God...

#### Bible Truth 1: He Left His Home in Heaven to Save Us

- 19 Bible Verse: Down, Down, Down John 6:38 NIV 1984
- 20 *Extra Bible Verse: The Word Became Flesh John 1:14 NIV 1984*
- 21 *Extra Bible Verse: Your Attitude Should Be Philippians 2:5-8, NIV 1984*

#### Bible Truth 2: He Never, Ever Disobeyed God

- 22 Bible Verse: Jesus Has Been Tempted Hebrews 4:15, NIV 1984
- 23 *Extra Bible Verse: We Have a Great High Priest: Hebrews 4:14-15, NIV 1984*

#### Bible Truth 3: He Taught about God and Did Amazing Things

- 24 Bible Verse: Jesus Went A-Preachin' Matthew 4:23, NIV 1984
- 25 *Extra Bible Verse: Lord, to Whom Shall We Go? John 6:68-69, NIV 1984*
- 26 *Extra Bible Verse: Who Is This? Luke 8:25, NIV 1984*
- 27 *Extra Bible Verse: But What about You Matthew 16:15-16, NIV 1984*

#### Bible Truth 4: He Died on the Cross for His People's Sins

- 28 Bible Verse: I Will Ransom Them Hosea 13:14, NIV 1984
- 29 *Extra Bible Verse: Blessed Are They Romans 4:7-8, NIV 1984*

#### Bible Truth 5: He Rose from the Dead

- 30 Bible Verse: Why Do You Look? Luke 24:5-6, NIV 1984
- 31 *Extra Bible Verse: I Am the Living One Revelation 1:17-18, NIV 1984*
- 32 *Extra Bible Verse: He Is the Head of the Body Colossians 1:18, NIV 1984*

#### Bible Truth 6: He Went Up to Rule in Heaven

- 33 Bible Verse: Gone into Heaven 1 Peter 3:21-22, NIV 1984
- 34 *Extra Bible Verse: Jesus Christ Has Gone into Heaven 1 Peter 3:21-22, NIV 1984*
- 35 *Extra Bible Verse: Therefore God Exalted Him Philippians 2:9-11, NIV 1984*

listen to or download songs for free at <https://praisefactory.org>: Deep Down Detectives Music page

## Big Question 9, Bible Truth 3 Overview: Key Concepts

P:1

### Unit 9: Jesus, Immanuel, God with Us

**Unit Big Question (and Answer):** What Did Jesus Come to Do? Jesus Came to Bring Us to God!

**Unit Bible Verse:** “Christ died for sins once for all, the righteous for the unrighteous, to bring you to God.”

1 Peter 3:18

### Bible Truth 3 Concept: Jesus Came to Bring Us to God... He Taught about God and Did Amazing Things!

Before Jesus died on the cross, He taught about God for three years. Jesus taught from the Bible. He told the people what God is like. He taught them that He was God’s Son who had come to save them from their sins. He taught them how they could become God’s people and how God’s people should live.

The people who listened to Jesus teach were amazed. They had never heard someone tell them so much about God. Jesus talked as if He knew God, and, of course, He did. Jesus wasn’t just a man like them, He was the Son of God, Himself.

Jesus didn’t just teach about God. He also did many amazing things by God’s power—miracles! Things so amazing that only God could do. He fed thousands of people with just a little bit of food. He stilled the wind and waves of a raging storm with just His word. He healed sick people and even brought dead people to life by God’s power.

And what did God use Jesus’ teaching and these miracles to do? To show the people that Jesus really was His Son, the Messiah, the Savior, who had come to save them. And that’s exactly what many people did! They turned away from their sins and trusted in Jesus, as God’s Son, their Savior.

### Bible Truth 3 Bible Verse: Matthew 4:23

“Jesus went... preaching the good news of the kingdom, and healing every disease and sickness among the people.”

**Learn a Little:** “Jesus went teaching and healing among the people.”

### Meaning

Jesus taught the people the good news of the kingdom of God. Do you know what that is? That anyone who turns away from their sins and trusts Jesus as their Savior will be forgiven and saved. They will get to love God and enjoy Him forever! And Jesus healed all sorts of sicknesses. Not the way doctors do, with medicines! No, Jesus is God. He could tell sickness to leave and it would. Just like that! Many people watched what Jesus said and did, and they believed in Him. That’s the best news of all!

### Bible Truth 3 ACTS Prayer

- A** Jesus, we praise You for being our Savior. You came to bring us to God. We praise You for all the wonderful things You taught us about God and all the amazing things You did, by God’s great power. No one is like You!
- C** Jesus, when we read in the Bible what You taught, we see that we are all sinners who have disobeyed God. Oh, how we need You to be our Savior!
- T** Thank You, Jesus, for showing us what God is like in all that You taught and all the amazing things You did. Thank You for dying on the cross to save all who trust in You as their Savior.
- S** Jesus, work in our hearts. Help us to turn away from our sins. Help us to trust in You as our Savior. Help us to love You more and live for You more, as we read in the Bible what You taught and all the amazing things You did. In Jesus’ name, we pray, Amen.

### Bible Truth 3 Story

**The Case of the Eyewitness** *Luke 4:31ff; 5; 9:28-36; 11:23-24; John 2; 6:16-21; 11*



**Big Question 9, Bible Truth 3 Overview: Key Concepts****p.2****Songs Used in Bible Truth 3**

Big Q & A 9 Song

Big Question 9 Song: What Did Jesus Come to Do?

Big Question 9 Bible Verse Song: Christ Died 1 Peter 3:18

Extra Big Question 9 Bible Verse Song: For Christ Died for Sin 1 Peter 3:18

Extra Big Question 9 Bible Verse Song: For God So Loved the World John 3:16

Big Question 9 Hymn: To God Be the Glory, v.1

Big Question 9 Praise Song: Blessed Be the Name

Bible Truth 3 Bible Verse: Jesus Went A-Preachin' Matthew 4:23, NIV 1984

Bible Truth 3 Extra Bible Verse: Lord, to Whom Shall We Go? John 6:68-69, NIV 1984

Bible Truth 3 Extra Bible Verse: Who Is This? Luke 8:25, NIV 1984

Bible Truth 3 Extra Bible Verse: But What about You Matthew 16:15-16, NIV 1984

listen to or download songs for free at <https://praisefactory.org>: Deep Down Detectives Music page

**Lesson Plan: Big Question 9, Bible Truth 3**

use with all THREE lessons

**p.1****1. GETTING STARTED**

= follow the stars for a short &amp; simple lesson plan

<b>Intake Activity Ideas</b>	<b>Choose one of these open-ended activities to include children as they join the class:</b>	
<b>Free Play Time</b> <i>suggestions in Appendix D</i>	★ Offer your own or some of the easy-to-make, free play activities suggested in Appendix D.	
<b>OR Sing-along Music Time</b>  <i>lyrics and sheet music, Appendix A</i>  <i>listen to or download songs for free at <a href="https://praisefactory.org:Deep Down&lt;br/&gt;Detectives&lt;br/&gt;Music page">https:// praisefactory. org:Deep Down Detectives Music page</a></i>	<p>Music from Deep Down Detectives (DDD) NIV Songs 9:</p> <p>Big Q &amp; A 9 Song <i>DDD NIV Songs 9, track 12</i></p> <p>Big Question 9 Song <i>DDD NIV Songs 9, track 13</i></p> <p>Big Question 9 (Unit) Bible Verse Song: Christ Died 1 Peter 3:18, NIV 1984 <i>DDD NIV Songs 9, track 14</i></p> <p>Extra Big Question 9 (Unit) Bible Verse Song: For Christ Died for Sin 1 Peter 3:18, NIV 1984 <i>DDD NIV Songs 9, track 15</i></p> <p>Extra Big Question 9 (Unit) Bible Verse Song: For God So Loved the World John 3:16, NIV 1984 <i>DDD NIV Songs 9, track 16</i></p> <p>Big Question 9 Hymn: To God Be the Glory, v.1 <i>DDD NIV Songs 9, track 17</i></p> <p>Big Question 9 Praise Song: Blessed Be the Name <i>DDD NIV Songs 9, track 18</i></p> <p>Bible Truth 3 Bible Verse Song: Jesus Went A-Preachin' Matthew 4:23, NIV 1984 <i>DDD NIV Songs 9, track 24</i></p> <p>Extra Bible Truth 3 Bible Verse Song: Lord, to Whom Shall We Go? John 6:68-69, NIV 1984 <i>DDD NIV Songs 9, track 25</i></p> <p>Extra Bible Truth 3 Bible Verse Song: Who Is This? Luke 8:25, NIV 1984 <i>DDD NIV Songs 9, track 26</i></p> <p>Extra Bible Truth 3 Bible Verse Song: But What about You Matthew 16:15-16, NIV 1984 <i>DDD NIV Songs 9, track 27</i></p> <p><i>Add more fun to Sing-along Music Time by adding a Music, Movement &amp; Memory Activity. These activities are listed on p.10 of this lesson plan with the Response Activities. Instructions found in Appendix B.</i></p>	
<b>OR Bible Verse Memory Game</b>  <i>instructions found in Appendix B</i>	<p>Lesson 1 Game: Lily Pad Jump</p> <p>Lesson 2 Game: Loud and Soft, Big and Little</p> <p>Lesson 3 Game: Freeze 'n' Say</p> <p><i>These activities are also included on p.10 of this lesson plan with the Response Activities.</i></p>	
<b>2. OPENING CIRCLE TIME (introduce the Bible Truth and tell the related Bible story)</b>		
<b>Gathering the Children</b>  <i>lyrics and sheet music, Appendix A</i>	<p>Sing verse 1 of <i>The Classroom Song</i> to gather the children for Circle Time.</p> <p><b>The Classroom Song, verse 1</b> <i>DDD NIV Songs 9, track 1</i></p> <p>Let's gather together to worship God, Let's gather together to worship God, Let's gather together to worship God, Come gather here with me!</p>	
<b>Welcome to Deep Down Detectives</b>	★ "Welcome to Deep Down Detectives. We're so glad you've joined us! Detectives are people who look for answers to questions. In Deep Down Detectives, we look for answers to big questions about God. We dig deep down in the truths of God's Word to find them."	

**Lesson Plan: Big Question 9, Bible Truth 3** use with all THREE lessons

p.2

**2. OPENING CIRCLE TIME, continued**

= follow the stars for a short &amp; simple lesson plan

<p><b>Deep Down Detectives Theme Song</b></p> <p><i>lyrics and sheet music, Appendix A</i></p>	<p>"Let's sing our Deep Down Detectives Theme Song."</p> <p> <b>Deep Down Detectives Theme Song</b> <span style="float: right;">DDD NIV Songs 9, track 5</span></p> <p>We're Deep Down Detectives, diggin' deep in God's Word, For truths about God and His plans for this world, We're seeking to love Him, with all of our heart, We're Deep Down Detectives! Come on! Let's start!</p>
<p><b>Classroom Rules Song</b></p> <p><i>lyrics and sheet music, Appendix A</i></p>	<p>There are two very important things that Deep Down Detectives do together: we worship God and we love one another. Our Classroom Rules Song reminds us how we should act. Let's sing it."</p> <p><b>Classroom Rules Song</b> <span style="float: right;">DDD NIV Songs 9, track 6</span></p> <p>Shh, be quiet while someone is talking, Raise your hand, if you have something to say, Don't touch your friend, sitting beside you, Obey your teachers, Be kind as you play. These are our classroom rules, These are our classroom rules, They help us worship God and love one another, These are our classroom rules.</p>
<p><b>Opening Prayer Time</b></p> <p><i>lyrics and sheet music, Appendix A</i></p>	<p>"Children, we need God's help to keep these rules. Let's ask Him to help us right now. Let's get ready and pray."</p> <p><b>Let's Pray</b> <span style="float: right;">DDD NIV Songs 9, track 7</span></p> <p>1-2-3! Fold your hands, Bow your head, Close your eyes. Let's pray! (repeat)</p> <p>"Let's pray:"</p> <p> <b>Opening Prayer</b></p> <p>Dear Lord, We're so glad to get to gather together to worship You! Please help us keep the classroom rules. Please help us to love You and learn about You today. In Jesus' name we pray. Amen.</p>



**Lesson Plan: Big Question 9, Bible Truth 3** use with all THREE lessons**p.3****2. OPENING CIRCLE TIME, continued**

= follow the stars for a short &amp; simple lesson plan

**Reveal the Big Question****Introduce the Big Question Box/Briefcase**

lyrics and sheet music,  
Appendix A

"Detectives INVESTIGATE things. That means they ask questions and look for answers. Deep Down Detectives investigate big questions about God. The Big Question we are investigating today is right inside our Big Question Box/Briefcase.

**The Big Question Box Song**

DDD NIV Songs 9, track 8

We've got a big box,  
All closed up and locked,  
Filled with the truths of God's Word.

We've got a brief case,  
There's no time to waste,  
Come on, kids, let's open it up!

**The Big Question under Investigation**

VISUAL take out  
AID



of BQB

Big Question &  
Answer Sign, front side

\*found in the DDD Unit 9  
Visual Aids, NIV Book

Ok, who would like to open for me and pull out the Big Question?"

Choose a child to open the box/briefcase, take out the Big Question and hand it to you, then hold up the Big Question sign for all the children to see, and say:

★ The Big Question we are investigating today is Big Question Number 9:

**What Did Jesus Come to Do?**

and the Answer is:

**Jesus Came to Bring Us to God!****Big Question Meaning**

★ In the beginning, God created the world perfectly. What a wonderful, special closeness people enjoyed with Him! Yes, it was "Perfect Wonderfulness" knowing God and living in His world. It could have stayed that way forever, but it did not. All of this perfection was broken when people disobeyed God. The big Bible word for disobeying God is "sin."

When we look around us, we can see the sadness that sin brought into God's good world. So much in this world is not perfect or wonderful anymore! We've lost the special closeness with God, too. Yes, when sin came into the world, it spoiled so many things.

But would all this sin and sadness last forever? People certainly deserved it to. After all, they had turned away from God. Now people deserved His punishment, not His love.

But God treats us so much better than we deserve! From the beginning, He had an amazing plan to bring sinful people like us back to Himself. How? He promised to send a Savior. That Savior was Jesus, God's own Son. Jesus lived a perfect life, then He gave it up as the full payment for sins as He suffered and died on the cross. On the third day, Jesus rose from the dead, showing He had really done it! He had beaten sin and death for God's people! We can become God's people, too, when we turn away from our sins and trust in Jesus as our Savior. Then, we will get to know God in our hearts; and one day, we will get to go live with God and enjoy all of His Perfect Wonderfulness forever!

**Big Question Songs**

★ "Let's sing our Big Question Song:

**Big Q & A 9 Song**

lyrics and sheet music,  
Appendix A

**Big Q & A 9 Song**

DDD NIV Songs 9, track 12

(adapted version of "This Old Man")

What did Jesus come to do?

What did Jesus come to do?

Jesus came to bring us to God.

That's what Jesus came to do!

**2. OPENING CIRCLE TIME, continued**

= follow the stars for a short &amp; simple lesson plan

**Learning about  
the Big Question  
(use one or both)***Repeat the Big Question and Answer again:***"What Did Jesus Come to Do? Jesus Came to Bring Us to God!"***Say: "Hmmm, I wonder what that means... Let's do our action rhyme (or sing our song) that explains it."**Then do the action rhyme or sing the song using any of the optional motions suggested, if desired.***Big Question  
Action Rhyme****Big Question 9 Action Rhyme****(POSSIBLE ACTIONS)**

You and me, we disobey God,  
That's very, very bad!  
We all deserve God's punishment.  
That's very, very sad!

*point out to someone else; point to yourself*  
*Shake your head sideways, slowly a couple of*  
*times, making a disapproving face*  
*Stretch out our arms wide for "all"*  
*Make sad face*

But God loved us so very much,  
That He sent His Son, Jesus,  
To save us and take away  
all of our sins,  
So we could be friends  
with God again!

*put your hand on your heart*  
  
*make a cross using your index fingers*  
  
*clap and cheer for this good news!*

**Big Question  
(Action Rhyme)  
Song***lyrics and sheet music,  
Appendix A***Big Question 9 (Action Rhyme) Song***DDD NIV Songs 9, track 13***Refrain**

What did Jesus come to do?  
Jesus came to bring us to God.  
What did Jesus come to do?  
Jesus came to bring us to God.

**(POSSIBLE ACTIONS)***point up to heaven***Verse 1**

In the beginning, people enjoyed  
Perfect fellowship with God.  
But they disobeyed, their fellowship lost.  
Would things always stay this way? *Refrain*

*smile and hug yourself**shake head "no" and wag index  
side to side, disapprovingly***Verse 2**

At just the right time,  
God sent His Son to pay for His people's sins,  
He offered His life, the perfect sacrifice,  
Gave them fellowship with God again. *Refrain*

*make a cross using your index  
finger**smile and hug yourself***Verse 3**

On the third day, Jesus rose from the grave,  
Then He went back home to heav'n.  
Now all who repent and believe in Him,  
Can know God forever. *Refrain*

*hold up three fingers*  
*make rise motion with your hands*  
*point up to heaven*

**Lesson Plan: Big Question 9, Bible Truth 3**

use with all THREE lessons

**p.5****2. OPENING CIRCLE TIME, continued**

= follow the stars for a short &amp; simple lesson plan

**Learning the Bible Truth**

VISUAL take out

AID

**#2**

of BQB

VISUAL AID

All the Bible Truths Sign

★ "Jesus Came to Bring Us to God" is a good beginning, but there's so more to learn. So it's time for us to dig down even deeper for more answers to our Big Question about God. We're going to be learning **SIX** Bible truths that all tell us more about Jesus.

Who would like to hand me the picture with our six Bible truths on it? It's in the Big Question Box/Briefcase." *Choose a child to get it and hand it to you, then hold it up and show them the pictures of the six truths they will be learning.*

**Bible Truth Clue**

VISUAL take out

AID

**#3**

of BQB

Bible Truth Clue Sign,

front side

VISUAL AID

After everyone has had a good look, say...

"Ok, we've learned two truths about Jesus. They are: "He Left His Home in Heaven to Save Us" and "He Never, Ever Disobeyed God" (point to pictures as you identify each Bible Truth). Now let's look at our Bible Truth Clue sign and see if we can figure out which of these six truths we will be learning about today. Who would like to get it out of the Big Question Briefcase for me?"

*Choose a child to open the briefcase, take out the Bible Truth Clue sign and hand it to you. Hold up the front side for the children to see. Cover up the answer, written along the bottom, and say:*

**"What Did Jesus Come to Do?**

**Jesus Came to Bring Us to God!**

**He Taught about ??? and Did Amazing Things!"**

It says: "Who is the only One we should worship? His name starts with a "G" and it rhymes with "odd."

**Hint**

Can you guess? The answer is: "God".

So the Bible Truth we are learning today is:

*(uncover answer from bottom of sign, show it to them and say:)*

★ **"What Did Jesus Come to Do?**

**Jesus Came to Bring Us to God!**

**He Taught about GOD and Did Amazing Things!"**

And here is what this Bible Truth means: *(read the meaning off of the back of the sign, say:)*

**Bible Truth Meaning**

★ Before Jesus died on the cross, He taught about God for three years. Jesus taught from the Bible. He told the people what God is like. He taught them that He was God's Son who had come to save them from their sins. He taught them how they could become God's people and how God's people should live.

The people who listened to Jesus teach were amazed. They had never heard someone tell them so much about God. Jesus talked as if He knew God, and, of course, He did. Jesus wasn't just a man like them, He was the Son of God, Himself.

Jesus didn't just teach about God. He also did many amazing things by God's power—miracles! Things so amazing that only God could do. He fed thousands of people with just a little bit of food. He stilled the wind and waves of a raging storm with just His word. He healed sick people and even brought dead people to life by God's power.

And what did God use Jesus' teaching and these miracles to do? To show the people that Jesus really was His Son, the Messiah, the Savior, who had come to save them. And that's exactly what many people did! They turned away from their sins and trusted in Jesus, as God's Son, their Savior.

**Lesson Plan: Big Question 9, Bible Truth 3** use with all THREE lessons

p.6

**2. OPENING CIRCLE TIME, continued**

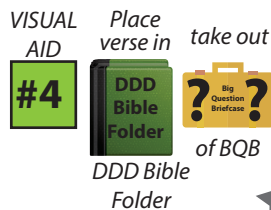
= follow the stars for a short &amp; simple lesson plan

**Learning the Bible Verse****The Bible Chant Song***lyrics and sheet music, Appendix A*

"And how do I know this is true? God tells me so in His special book, the Bible."

*Say or sing the Bible Chant Song.***The Bible Chant Song***DDD NIV Songs 9, track 9*

The Bible, the Bible,  
 Let's get out the Bible.  
 Let's hear what God has to say.  
 The Bible, the Bible,  
 God's given us the Bible.  
 It's His Word for us to learn and obey! Yay!

**Bible Verse***DDD 9.3 Bible Verse-front side (in the DDD Bible folder)**\*found in the DDD Unit 9 Visual Aids, NIV Book*

"Who would like to get our Bible folder out of the Big Question Briefcase for me?"

*Choose a child to open the briefcase, take out the "Bible" folder and hand it to you. Remove the Bible Verse Picture from the "Bible" folder and hold it up for all the children to see, then say:*

Matthew 4:23 tells us:

**Matthew 4:23**

"Jesus went... preaching the good news of the kingdom, and healing every disease and sickness among the people."

**Learn a Little:** "Jesus went... preaching and healing among the people."**Bible Verse Meaning****What does that mean?**

Jesus taught the people the good news of the kingdom of God. Do you know what that is? That anyone who turns away from their sins and trusts Jesus as their Savior will be forgiven and saved. They will get to love God and enjoy Him forever! And Jesus healed all sorts of sicknesses. Not the way doctors do, with medicines! No, Jesus is God. He could tell sickness to leave and it would. Just like that! Many people watched what Jesus said and did, and they believed in Him. That's the best news of all!

2. OPENING CIRCLE TIME, continued



= follow the stars for a short & simple lesson plan

<p><b>Bible Verse</b></p> <p><b>Song</b></p> <p><i>lyrics and sheet music,</i> <i>Appendix A</i></p> <p><i>You might also enjoy:</i></p> <p><i>Lord, to Whom Shall</i> <i>We Go?</i> <i>John 6:68-69, NIV 1984</i> <i>DDD NIV Songs 9,</i> <i>track 25</i></p> <p><i>Who Is This?</i> <i>Luke 8:25, NIV 1984</i> <i>DDD NIV Songs 9,</i> <i>track 26</i></p> <p><i>But What about You?</i> <i>Matthew 16:15-16, NIV 1984</i> <i>DDD NIV Songs 9,</i> <i>track 27</i></p>	<p>We've said our Bible verse, now let's sing it!</p> <p><b>Jesus Went a-Preachin' Matthew 4:23</b> <span>DDD NIV Songs 9, track 25</span></p> <p>Jesus went a-preaching the good news of the kingdom, Jesus went a-preaching the good news of the kingdom, Jesus went a-preaching the good news of the kingdom, Among the people.</p> <p><i>But what else did Jesus do?</i></p> <p>Jesus went a-healing every disease and sickness. Jesus went a-healing every diseases and sickness. Jesus went a-healing every diseases and sickness. Among the people. Matthew Four, twenty-three.</p>
--	--

**Lesson Plan: Big Question 9, Bible Truth 3**

use with all THREE lessons

p.8

**2. OPENING CIRCLE TIME, continued**

= follow the stars for a short &amp; simple lesson plan

<b>Getting into the Case</b>	<p>"Now it's time to do a bit more deep down investigating. Let's see what Detective Dan wants us to help him figure out. Would someone like to get it out for me?"</p>
<b>Listening Assignments</b>  <div> <div>Place in</div> <div>take out</div> <div>   </div> <div>of BQB</div> </div>	<p><b>NOTE: Listening assignments are most suitable for ages 3+. Skip straight to the Bible story (see bottom of this page), if working with 2 year olds.</b></p> <p>"Let's open up our listening assignment and see what we are supposed to figure out today.</p> <p><i>Choose a child to take out the Listening Assignment (from the DDD Bible Folder) and hand it to you. Read Detective Dan's letter to the children that includes the listening assignment. The listening assignments are summarized below:</i></p>
<div> <div>VISUAL AID</div> <div>#5</div> <div>DDD Unit 9 Visual Aids, NIV</div> </div>	<p><b>Detective Dan's Lesson #1 Listening Assignment:</b>  <b>An eyewitness is someone who knows something is true because he saw it happen.</b>          I need to know:  <b>1. Who was an eyewitness who saw what Jesus did?</b>  <b>2. What did this eyewitness see Jesus do that was most amazing of all?</b></p>
<div> <div>VISUAL AID</div> <div>#6</div> <div>DDD Unit 9 Visual Aids, NIV</div> </div>	<p><b>Detective Dan's Lesson #2 Listening Assignment:</b>  <b>Our Bible Verse is Matthew 4:23:</b>          "Jesus went... preaching the good news of the kingdom, and healing every disease and sickness among the people."          I need to know:  <b>1. What did people think as they listened to Jesus teach?</b>  <b>2. What did people think as they watched Jesus heal their sicknesses?</b></p>
<div> <div>VISUAL AID</div> <div>#7A,B,C</div> </div> <p><i>*Listening Assignment #3 includes the Assignment Sheet, plus 6 clue pictures*</i></p> <p>DDD Unit 9 Visual Aids, NIV</p>	<p><b>Detective Dan's Lesson #3 Listening Assignment:</b>          I found six clues, but two of them are <b>NOT</b> in the story.          They are: a man named Peter; a bumblebee; a sick woman; some medicine; a worship place; and, God's Word, the Bible.  <i>Hold each of them up for the children to see as you identify them.</i>          I need to know:  <b>1. Which four belong in the story and which two don't?</b>  <b>2. What did many sick people thank Jesus for doing for them?</b></p>
<p><b>Tell the Bible Story</b></p> <div> <div>Place story &amp; pics in</div> <div>take out</div> <div>   </div> <div>of BQB</div> </div> <p>DDD Unit 9 Visual Aids, NIV</p> <p><b>Story text included in this book right after this lesson plan and in Visual Aids book</b></p>	<p><b>Then say,</b> "Ok, Deep Down Detectives! Put on your best listening ears and see if you can hear the answers to Detective Dan's questions. When I finish telling the story, we will see if we can answer all the questions."</p> <p><b>Bible Story: The Case of the Eyewitness</b>          Luke 4:31ff; 5; 9:28-36; 11:23-24; John 2; 6:16-21; 11</p> <p><i>Read the Bible Truth story, putting up the storyboard pictures/using Story Scenes as you tell it. Then, have the children answer the listening assignment. Present the gospel and lead in prayer.</i></p> <p><i>*Answers to questions; the gospel; and, ACTS prayer are included with the story text.*</i></p>



**Lesson Plan: Big Question 9, Bible Truth 3**

use with all THREE lessons

**p.9****2. OPENING CIRCLE TIME, continued**

= follow the stars for a short &amp; simple lesson plan

<p><b>Story Response Song(s)</b></p> <p><b>Hymn</b></p> <p><i>lyrics and sheet music, Appendix A</i></p>	<p><i>As attention span and time allow, you might want to end with one of the following songs which also tie in with the unit. If desired, use the Music and Movement activity ideas while singing (listed with the Response Activities).</i></p> <p><b>To God Be the Glory</b> <span style="float: right;"><i>DDD NIV Songs 9, track 17</i></span></p> <p><b>Verse 1</b></p> <p>To God be the glory, great things He hath done; So loved He the world that He gave us His Son. Who yielded His life, an atonement for sin, And opened the lifegate that all may go in.</p> <p><b>Tie-in:</b> Children, oh what great things God has done for us! He sent Jesus to save us from our sins so we can be friends with God! Let's tell Him how great He is! Let's give God glory!</p>
<p><b>Praise Song</b></p> <p><i>lyrics and sheet music, Appendix A</i></p>	<p><b>Praise Song: Blessed Be the Name</b> <span style="float: right;"><i>DDD NIV Songs 9, track 18</i></span></p> <p>Blessed be the name, Blessed be the name, Blessed be the name of the Lord; Blessed be the name, Blessed be the name, Blessed be the name of the Lord.</p> <p><b>Tie-in:</b> "Children, how wonderful, how blessed is the name of Jesus! He came to take the punishment for disobeying for EVERYONE who says sorry to God, turns away from disobeying Him, and trusts in Jesus to save them. Let's praise! Let's bless His name, the Lord Jesus!"</p>

**3. TAKING ACTION: Response Activities** *(choose from among these activities)*








<p><b>Transition to Activities</b></p>	<p> Well, Deep Down Detectives, you've done a great job diggin' deep down for answers in the truths of God's Word. Now it's time to enjoy some activities."</p> <p><i>Tell children what activity/s you are providing for them: either free play or some of the response activities listed below. When you are ready to dismiss them, use this song to help the children transition in an orderly fashion to their next activity.</i></p>
<p><b>Classroom Song, verse 2</b></p> <p><i>lyrics and sheet music, Appendix A</i></p>	<p>"Children, let's sing our Time to Play Song. When we are finished you may get up and walk over to our next activity."</p> <p><b>Classroom Song, verse 2</b> <span style="float: right;"><i>DDD NIV Songs 9, track 2</i></span></p> <p>We've gathered together to worship God, We've gathered together to worship God, And now it's time to play.</p> <p><i>Dismiss the children to whatever activities you have prepared for them to do.</i></p>

**Lesson Plan: Big Question 9, Bible Truth 3**

use with all THREE lessons

**p.10****3. TAKING ACTION: Response Activities** (choose from among these activities)



= short &amp; simple lesson plan

<b>Response Activities</b>	Choose one or more activities appropriate for your children, based on classroom time and developmental needs. <b>Add the Discussion Sheet to any activity for deeper learning.</b> 
<b>Bible Verse Memory Game</b>  <i>game directions, Appendix B</i>	<p>Though listed with the opening activities, you may choose to use this Bible verse game here instead (or as a repeat).</p> <ul style="list-style-type: none"> <li>• Lesson 1 Game: Lily Pad Jump</li> <li>• Lesson 2 Game: Loud and Soft, Big and Little</li> <li>• Lesson 3 Game: Freeze 'n' Say</li> <li>• </li> </ul> <div data-bbox="1166 363 1328 478" data-label="Text"> <p>Use the Discussion Sheet with this activity for even deeper learning</p>  </div> <div data-bbox="1352 331 1450 464" data-label="Image"></div> <p>Discussion Questions</p>
<b>Music, Movement &amp; Memory Activity</b>  <i>game directions, Appendix B</i>	<p>A music activity that uses the songs from the Bible Truth and Big Question unit.</p> <ul style="list-style-type: none"> <li>• DDD Songs for this Bible Truth, plus:</li> <li>• Lesson 1 Activity: Big Voice, Little Voice</li> <li>• Lesson 2 Activity: Sing, Dance and Fall Down</li> <li>• Lesson 3 Activity: Bottle Shakers</li> </ul> <div data-bbox="1166 621 1328 737" data-label="Text"> <p>Use the Discussion Sheet with this activity for even deeper learning</p>  </div> <div data-bbox="1352 569 1450 701" data-label="Image"></div> <p>Discussion Questions</p>
<b>Bible Story Review Game</b>  <i>game directions, Appendix B</i>	<p>A game that uses the storyboard pictures from the story to review the story.</p> <ul style="list-style-type: none"> <li>• Lesson 1 Game: Who's in the Basket?</li> <li>• Lesson 2 Game: Going Fishing</li> <li>• Lesson 3 Game: Pony Express</li> </ul> <div data-bbox="1166 835 1328 951" data-label="Text"> <p>Use the Discussion Sheet with this activity for even deeper learning</p>  </div> <div data-bbox="1352 783 1450 915" data-label="Image"></div> <p>Discussion Questions</p>
<b>Coloring Pages/ Take Home Sheets</b>  <i>in Appendix C</i>  	<p>A coloring page related to the lesson assignment question is provided for each lesson. On the back of each are the key concepts, a few questions and a song for parents to use with their children.</p> <p>NOTE: Upgrade your coloring sheet to a more interesting craft by offering simple embellishments, such as jiggly eyes, craft sand, glitter, glitter glue, colored paper dots (made with a hole punch), fabric scraps, etc. Make cut-to-size glued-on clothes, hair, etc for characters by using a copy of the coloring sheet, cutting out the selected portions and making them the patterns for whatever you want to cut out of fabric, paper, foil, etc.</p> <ul style="list-style-type: none"> <li>• Lesson 1 Coloring Sheet Emphasis: Bible Truth</li> <li>• Lesson 2 Coloring Sheet Emphasis: Bible Verse</li> <li>• Lesson 3 Coloring Sheet Emphasis: ACTS Prayer</li> </ul> <div data-bbox="1166 1234 1328 1350" data-label="Text"> <p>Use the Discussion Sheet with these activities for even deeper learning</p>  </div> <div data-bbox="1352 1203 1450 1335" data-label="Image"></div> <p>Discussion Questions</p>
<b>Extra Crafts:</b> <b>Big Question Craft</b> <i>in Appendix C</i>  <b>Bible Verse Craft</b> <i>in Appendix C</i>  <b>Bible Story Puzzle</b> <i>in Appendix C</i>	<p><b>These crafts are slightly more complex than the coloring/take home sheets:</b></p> <p><b>The Bible Concept Go-and-Tell Craft</b> is a craft that summarizes the Bible concept and includes the Bible verse is included for those desiring more than a coloring sheet. This more complex craft will involve gluing, sticking, etc. Can be used at any time.</p> <p>The <b>Bible Story Coloring Sheet</b> provides a tie in between the Bible story and the Bible truth they are learning.</p> <p>The <b>Storyboard Picture Placement Page</b> has been made into a puzzle that can be cut out and re-assembled by the children. This provides a nice summary of the story.</p> <div data-bbox="1166 1486 1328 1602" data-label="Text"> <p>Use the Discussion Sheet with these activities for even deeper learning</p>  </div> <div data-bbox="1352 1434 1450 1566" data-label="Image"></div> <p>Discussion Questions</p>
<b>Free Play Activities</b> <i>ideas in Appendix D</i>	<p>Offer your own or some of the easy-to-make, free play activities suggested in Appendix D.</p>

**Lesson Plan: Big Question 9, Bible Truth 3**

use with all THREE lessons

**p.11****4. CLOSING CIRCLE TIME** *(End-of-session activities for the last 5-10 minutes of class time)* = short & simple lesson plan

<p><b>Transition to Closing Circle</b></p> <p><b>Classroom Song, verse 3</b></p> <p><i>lyrics and sheet music, Appendix A</i></p>	<p><i>Use this song to help the children transition in an orderly fashion. Start singing this song and ask the children to gather with you for Closing Circle Time.</i></p> <p><b>Classroom Song, verse 3</b> <span style="float: right;"><i>DDD NIV Songs 9, track 3</i></span></p> <p>It's time to get ready to go and tell, It's time to get ready to go and tell, Come gather here with me.</p>
<p><b>Closing Circle Time</b></p> <p><b>Classroom Song, verse 4</b></p> <p><i>lyrics and sheet music, Appendix A</i></p>	<p><i>When children are settled in the circle, say:</i></p> <p>"It's almost time for your parents to come pick you up. And do you know what that means? It means.... (draw this out to build anticipation and excitement)...that it's almost time to go home and....it's almost time to...Go and Tell! We have learned some big news about God today. God wants us to take and tell it to the whole world!"</p> <p><b>Classroom Song, verse 4</b> <span style="float: right;"><i>DDD NIV Songs 9, track 4</i></span></p> <p>So what's our big news to go and tell, So what's our big news to go and tell, Can you tell me now?</p>
<p><b>Big News to Tell</b></p> <p><b>Big Question 9</b></p> <p><i>VISUAL AID</i></p> <p></p> <p><i>*found in the DDD Unit 9 Visual Aids, NIV Book</i></p> <p><i>lyrics and sheet music, Appendix A</i></p> <p><b>Big Question 9, Bible Truth 3</b></p> <p><i>VISUAL AID</i></p> <p></p>	<p>"Let's see....there's so much big news to tell! There's so much we've learned!</p> <p>First of all, can you tell me the answer to our <b>Big Question: "What Did Jesus Come to Do?"</b> Hold up the Bible Truth Clue Picture.</p> <p>Say the answer with me: <b>"Jesus Came to Bring Us to God!"</b></p> <p><i>(If desired, you can sing one/both of the Big Question songs.)</i> <span style="float: right;"><i>DDD NIV Songs 9, tracks 12,13</i></span></p> <p>And what's one way He does this? What did we learn? <i>Point to the picture.</i></p> <p><b>He Taught about God and Did Amazing Things!</b></p> <p>"And how do I know this is true? Can you tell me? Say it with me: <b>"The Bible tells me so!"</b> That's right!</p>
<p><b>Big Question 9 Bible Truth 3 Bible Verse</b></p> <p><i>VISUAL AID</i></p> <p></p> <p><i>*found in the DDD Unit 9 Visual Aids, NIV Book</i></p> <p><i>lyrics and sheet music, Appendix A</i></p>	<p>We learned: <b>Matthew 4:23</b></p> <p>"Jesus went... preaching the good news of the kingdom, and healing every disease and sickness among the people."</p> <p><b>Learn a Little:</b> "Jesus went... preaching and healing among the people."</p> <p>Jesus taught the people the good news of the kingdom of God. Do you know what that is? That anyone who turns away from their sins and trusts Jesus as their Savior will be forgiven and saved. They will get to love God and enjoy Him forever! And Jesus healed all sorts of sicknesses. Not the way doctors do, with medicines! No, Jesus is God. He could tell sickness to leave and it would. Just like that! Many people watched what Jesus said and did, and they believed in Him. That's the best news of all!</p> <p><i>(If desired, you can sing the Bible verse song.)</i> <span style="float: right;"><i>DDD NIV Songs 9, track 25</i></span></p>

**Lesson Plan: Big Question 9, Bible Truth 3**

use with all THREE lessons

**p.12****4. CLOSING CIRCLE TIME, continued**

= follow the stars for a short &amp; simple lesson plan

<b>Closing ACTS Prayer Time</b>  <b>ACTS Prayer Chant</b>  <i>lyrics and sheet music, Appendix A</i>	<p><i>Let's ask God to help us to remember this and even tell others this good news. Let's get ready and pray our ACTS prayer.</i></p> <p><i>And what does ACTS mean? Let's sing/say our ACTS Prayer Chant!</i></p> <p><b>ACTS Prayer Chant Song</b> <span style="float: right;"><i>DDD NIV Songs 9, tracks 10,11</i></span></p> <p>A, Adoration, God, we praise You!  C, Confession, Forgive us our sins.  T, Thanksgiving, Thank You for Jesus,  S, Supplication, Help us to live like Him.</p> <p>That's the ACTS prayer, my friend,  Bow your head, Close your eyes, Shhh,  Let's begin.</p>
<b>Closing ACTS Prayer</b>	<p>"Let's pray!"</p> <p><i>Lead the children in the ACTS prayer for this Bible Truth.</i></p> <p><b>A</b> Jesus, we praise You for being our Savior. You came to bring us to God. We praise You for all the wonderful things You taught us about God and all the amazing things You did, by God's great power. No one is like You!</p> <p><b>C</b> Jesus, when we read in the Bible what You taught, we see that we are all sinners who have disobeyed God. Oh, how we need You to be our Savior!</p> <p><b>T</b> Thank You, Jesus, for showing us what God is like in all that You taught and all the amazing things You did. Thank You for dying on the cross to save all who trust in You as their Savior.</p> <p><b>S</b> Jesus, work in our hearts. Help us to turn away from our sins. Help us to trust in You as our Savior. Help us to love You more and live for You more, as we read in the Bible what You taught and all the amazing things You did. In Jesus' name, we pray, Amen.</p>
<b>5. TAKING IT HOME</b> <i>(Take Home Sheet)</i>	
<b>Clean up and Dismissal</b> ★	<p>"Now it's time to work together and clean up."  <i>Have the children join you in cleaning up the room.</i></p>
<b>Coloring Pages/ Take Home Sheets</b> ★  <i>in Appendix C</i>	<p><i>Give out the craft/take home sheet and any other papers from the session, as you dismiss children from class.</i></p> <p><i>(Reminder: The back side of the coloring page is the take home sheet for each lesson.)</i></p>
<b>Bible Story to Take-Home</b>  <i>in Appendix C</i>	<p>You may also want to include a copy of the story along with the take home sheet. (However, each coloring sheet/take home sheet includes a note to parents telling where they can download the story from the Parent Resources section on the website.</p>

**Bible Story for Big Question 9, Bible Truth 3** use with all THREE lessonsPlace  
story in

take out

**P.1****The Case of the Eyewitness***Luke 4:31ff; 5; 9:28-36; 11:23-24; John 2; 6:16-21; 11*

of BQB

**Story-telling Tips**

Ahead of time:

1. Read the Bible verses and story. Pray!
2. Choose story action cues and/or prepare storyboard figures, if using. (Included in Visual Aids book)
3. Practice telling story with the storyboard pictures, timing your presentation. Shorten, if necessary.

During your presentation:

1. Maintain as much eye contact as possible as you tell the story.
2. Put up storyboard figures/add story action cues as you tell the story. Allow the children to help you put them on the board, if desired.
3. Include the children in your story with a few questions about what they think will happen or words/concepts that might be new to them.
4. Watch the kids for signs that their attention span has been reached. Shorten, if necessary.

**INTRODUCTION/ LISTENING ASSIGNMENTS**

**"Our story is called: The Case of the Eyewitness. Here is your listening assignment."** Read from Detective Dan's Listening Assignment signs, but questions are summarized below:

**Detective Dan's Lesson #1 Listening Assignment:**

**An eyewitness is someone who knows something is true because he saw it happen.**

I need to know:

1. **Who was an eyewitness who saw what Jesus did?**
2. **What did this eyewitness see Jesus do that was most amazing of all?**

**Detective Dan's Lesson #2 Listening Assignment:**

**Our Bible Verse is Matthew 4:23:**

"Jesus went... preaching the good news of the kingdom, and healing every disease and sickness among the people."

I need to know:

1. **What did people think as they listened to Jesus teach?**
2. **What did people think as they watched Jesus heal their sicknesses?**

**Detective Dan's Lesson #3 Listening Assignment:**

I found six clues, but two of them are **NOT** in the story.

They are: a man named Peter; a bumblebee; a sick woman; some medicine; a worship place; and, God's Word, the Bible.

*Hold each of them up for the children to see as you identify them.*

I need to know:

1. **Which four belong in the story and which two don't?**
2. **What did many sick people thank Jesus for doing for them?**

**Read the assignment questions, THEN SAY,**

"Ok, Deep Down Detectives! Put on your best listening ears and see if you can hear the answers to Detective Dan's questions. When I finish telling the story, we will see if we can answer all the questions."

*Read the Bible Truth story, answer questions, present the gospel and lead in prayer.*

*Answers to questions; the gospel; and, ACTS prayer are included with the story text.*

**The Case of the Eyewitness***Luke 4:31ff; 5; 9:28-36; 11:23-24; John 2; 6:16-21; 11**Story with lines separating paragraphs (text in bold, optional interaction cues in italics)***"Have you heard about Jesus?" everyone was asking.**

**In the market, as they sold their sheep and bought their fruit and vegetables. In the fields, as they gathered in their wheat. In the boats, as they pulled in their nets full of flopping fish. On the dusty road, as they walked along. In their beds, as they went to sleep. Everywhere people lived and worked and played, they were asking that same question: "Have you heard about Jesus?"**

**And why wouldn't people want to talk about Jesus? He was saying and doing the most amazing things! No one had ever met anyone like Jesus.**

**Perhaps no one knew this better than Peter. One Sabbath worship day, Peter joined the people gathering at the synagogue, the worship place in his town. And who was teaching there that day?**

*Can you guess?***It was Jesus!**

**Peter and the others watched as Jesus took out a scroll of the Bible and read from it, just like the other teachers did. But what would this new teacher say? Would His teachi just like the other teachers?**

**Now, the other teachers taught the people about God's 613 laws written down in the Bible. And, they gave the people lots of extra, little DO's and DON'Ts rules that they thought would help everyone obey God's laws better. They taught "DO's" like: "Do say a special prayer as you wash your hands when you wake up in the morning, or you won't please God." And "DON'T's" like: "Don't use the same spoon to stir milk and cook meat, or you won't please God." And even though NONE of these little rules were in the Bible, those teachers were SURE that obeying them was the way to please God.**

**But, oh, But, oh, how all those extra, little rules weighed down upon the people! Would Jesus teach the people the same extra, little, when He preached from God's Word?**

*What do you think?*

**No, He would not! What Jesus taught from God's Word wasn't ANYTHING like what the other rabbis (teachers) taught. When Jesus preached, He told people what the Bible REALLY meant. He told them what God was like and how God wanted them to live. How powerfully Jesus preached that morning! Peter and the others were amazed at what they heard. This Jesus was not like any other teacher. He was giving them words filled with life. Their hearts leaped with excitement to hear more. What would Jesus say next?**

**Suddenly, right in the middle of Jesus' preaching, a man stood up and started shouting at Jesus as loud as he could: "Go away! What do You want with us, Jesus? Have You come to get rid of us? I know who You are! You are God's Son!" he yelled.**

**The man was right. Jesus WAS God's Son. He had come to save God's people and to break the power of sin and death. But something was terribly wrong here. God's great enemy, Satan, was using this poor man to get in the way of Jesus telling people this good news, not to help anyone put their trust in Him as their Savior.**

**"Go away! Leave this man alone!" Jesus ordered. Instantly, the man was freed. He became happy and calm. Peter and the others were shocked! Jesus had complete power over God's great enemy, Satan, with just His**



*Story with lines separating paragraphs (text in bold, optional interaction cues in italics)*

But if Peter thought that was the only amazing thing he would see Jesus do that day, he was wrong. After the worship service, Jesus went home with Peter. Peter's mother-in-law was in bed with a hot, hot fever.

Usually, she would be up, welcoming Peter and his important guest home, and serving them a delicious, homemade meal. Not this time. She was so sick that she couldn't even get out of bed.

But now, Jesus had come. He would help her. "Leave this woman," Jesus said to the fever, and it did. She was healed! She got up from her bed and helped serve the food. How happy and grateful she was for this amazing teacher!

News about Jesus spread around town quickly. Neither Peter's family nor the people in the synagogue could keep quiet. "Have you heard about Jesus? Have you heard about Jesus?" they exclaimed. And when the sun set on that Sabbath worship day, crowds of sick people hurried to Peter's house. Blind people, deaf people, people with hurting legs, and many other sicknesses came. They were all there with one hope. Do you know what it was?

*Can you guess?*

They all hoped that Jesus would heal them, too. And sure enough, Peter watched as Jesus placed His hands on them, one by one. With God's great power, Jesus healed them all.

Wow! What a worship day that had been! Peter had heard Jesus teach about God like no one else he had ever heard. Peter had seen Jesus do so many amazing things by God's great power. What a day, indeed!

That worship day was just the beginning. Peter left his home and followed Jesus everywhere He went. Peter became one of Jesus' disciples and one of His closest friends. Peter wanted to hear Jesus tell MORE about God, and see Him do MORE amazing things, by God's great power.

And so Peter did, day after day. Peter heard Jesus teach that He was God's Son, come to save sinners. He heard Jesus teach about how God wants His people to live.

Peter watched Jesus do more amazing things, by God's power, too. Peter watched Jesus turn water into delicious wine at a wedding. He watched Jesus walk on top of the wavy waters of the Sea of Galilee, one night. Jesus even invited Peter to walk on the water with Him! High up on a mountain, Peter saw Jesus shine with God's beautiful, bright glory. And Peter even saw Jesus raise a man named Lazarus back to life after he had been dead for FOUR DAYS!

But it wasn't until the very end of Jesus' life that Peter saw Jesus do the greatest thing He would ever do. Can you guess what that was?

*Can you guess?*

Peter watched Jesus suffer and die on a cross for the sins of God's people. Then on the third day, Peter saw Jesus, risen from the dead. Jesus had done it! He had really beaten sin and death for God's people.

As Peter heard Jesus teach all these things and watched Him do all these things, God gave Peter faith to believe. Yes! Jesus WAS God's Son, the Savior come down from heaven to save them from their sins! Peter turned away from his sins and trusted in Jesus as his Savior. The Holy Spirit came to live in Peter's heart, helping him love God and tell others the good news of Jesus, too.

Peter spent the rest of his life telling others that good news. He praised God as many people heard and trusted in Jesus as their Savior, too.

But for Peter, the best day of all was when he died and went to heaven. Then Peter could see for himself how everything Jesus had taught was true! All of Peter's sins HAD been forgiven! God HAD given him eternal life through Jesus. Now Peter would live face-to-face with Jesus, once more. But this time, it would last forever and ever.

**Cracking the Case:** (story wrap-up for Listening Assignments)

It's time to see how we did with our Listening Assignment.

**Detective Dan's Lesson 1 Listening Assignment:**

An eyewitness is someone who knows something is true because he saw it happen.

**I need to know:**

**1. Who was an eyewitness who saw what Jesus did?** Peter.

**2. What did this eyewitness see Jesus do that was most amazing of all?** Peter saw Jesus die on the cross for the sins of God's people, then rise from the dead, three days later.

**For You and Me:**

Peter turned from his sins and trusted in Jesus as his Savior. He spent the rest of his life loving God and living for Him. That's exactly what God wants us to do, too. Ask Him to help you. He loves to answer prayers like this!

**Detective Dan's Lesson 2 Listening Assignment:****Our Bible Verse is Matthew 4:23:**

"Jesus went... preaching the good news of the kingdom, and healing every disease and sickness among the people."

**I need to find out:**

**1. What did people think as they listened to Jesus teach?** They had never heard anyone speak about God as He did.

**2. What did people think as they watched Jesus heal their sicknesses?** They had never seen anyone do such amazing things by God's power as He did.

**For You and Me:**

Jesus taught amazing things and did amazing things, all by God's power. Why? Because He wanted people to put their trust in Him as their Savior. And that's exactly what Jesus wants us to do, as we hear about Him today. He wants us to turn away from our sins and trust in Him as our Savior. If we do, we will become God's dearly-loved people. We will get to know God now in our hearts. And one day, get to go live with Him forever.

**Detective Dan's Lesson 3 Listening Assignment:**

Our six clues were: a man named Peter; a bumblebee; a sick woman; some medicine; a worship place; and, God's Word, the Bible.

**1. Which four belong in our story?**

Peter, the sick woman, the worship place and the Bible belong. The moose and the medicine do not.

**2. What did many sick people thank Jesus for doing for them?** For healing them of their sicknesses.

**For You and Me:**

Many sick people thanked Jesus for healing them by God's power, but Jesus did something far greater for them, by God's power. He suffered and died on the cross that they might be forgiven their sins and have eternal life with God. This is something we can thank Jesus for doing, too, if we turn away from our sins and trust in Him as our Savior. Then, we will be God's dearly-loved people. We will get to know God now in our hearts. And one day, get to go live with Him forever.

**The Gospel** (story wrap-up if NOT using Listening Assignments)**Our Bible Truth is:****How Can I Know What God Is Like?****Jesus Came to Bring Us to God!****He Taught about God and Did Amazing Things!**

Today, we have heard some of the amazing things that Jesus taught and did. Like Simon Peter, God can use these things to help us to believe in Jesus, too. He can help us to turn away from our sins and trust in Jesus as our Savior, too. Then, like Simon Peter, we will be God's people, too. We can know and become one of His people, even today!

*Close in prayer.*

**Closing ACTS Prayer**

- A** Jesus, we praise You for being our Savior. You came to bring us to God. We praise You for all the wonderful things You taught us about God and all the amazing things You did, by God's great power. No one is like You!
- C** Jesus, when we read in the Bible what You taught, we see that we are all sinners who have disobeyed God. Oh, how we need You to be our Savior!
- T** Thank You, Jesus, for showing us what God is like in all that You taught and all the amazing things You did. Thank You for dying on the cross to save all who trust in You as their Savior.
- S** Jesus, work in our hearts. Help us to turn away from our sins. Help us to trust in You as our Savior. Help us to love You more and live for You more, as we read in the Bible what You taught and all the amazing things You did. In Jesus' name, we pray, Amen.

**Deep Down Discussion Sheet**

use with all THREE lessons

Use with all  
response activities  
for deeper learning**P.1***Questions to aid discussion of the key concepts and for use in games*

Be familiar with these questions and answers. Look for opportunities to ask questions and discuss their answers, such as while the children work on their coloring pages, as part of their response games, or during play time. Remember: your goal isn't to ask all these questions or only talk to the children about these things. It's to be deliberate in having good conversations with them, however much or little you have.

<p><b>BIG QUESTION</b></p> <p><b>Meaning</b></p> <p><b>Discussion Questions</b></p> <p><i>choose a few</i></p>	<p>What Did Jesus Come to Do? Jesus Came to Bring Us to God!</p> <p>In the beginning, God created the world perfectly. What a wonderful, special closeness people enjoyed with Him! Yes, it was "Perfect Wonderfulness" knowing God and living in His world. It could have stayed that way forever, but it did not. All of this perfection was broken when people disobeyed God. The big Bible word for disobeying God is "sin." When we look around us, we can see the sadness that sin brought into God's good world. So much in this world is not perfect or wonderful anymore! We've lost the special closeness with God, too. Yes, when sin came into the world, it spoiled so many things. But would all this sin and sadness last forever? People certainly deserved it to. After all, they had turned away from God. Now people deserved His punishment, not His love. But God treats us so much better than we deserve! From the beginning, He had an amazing plan to bring sinful people like us back to Himself. How? He promised to send a Savior. That Savior was Jesus, God's own Son. Jesus lived a perfect life, then He gave it up as the full payment for sins as He suffered and died on the cross. On the third day, Jesus rose from the dead, showing He had really done it! He had beaten sin and death for God's people! We can become God's people, too, when we turn away from our sins and trust in Jesus as our Savior. Then, we will get to know God in our hearts; and one day, we will get to go live with God and enjoy all of His Perfect Wonderfulness forever!</p> <ol style="list-style-type: none"> <li>1. What did Jesus come to do? <i>Jesus came to bring us to God!</i></li> <li>2. Who did people have a wonderful closeness with in the beginning? <i>With God.</i></li> <li>3. What did people do that caused the wonderful closeness with God to end? <i>They disobeyed Him.</i></li> <li>4. What did all people deserve for disobeying God? <i>God's punishment that keeps them separated from Him and all His goodness forever. How sad!</i></li> <li>5. Who did God send to bring His people to Him? <i>Jesus.</i></li> <li>6. What did Jesus take for God's people on the cross? <i>The punishment for their sins.</i></li> <li>7. What happens to us when we turn away from our sins and trust Jesus as our Savior? <i>God forgives our sins. He makes us His people. We have special closeness with God now. Then, when our bodies die, we will go on living happily with God forever.</i></li> </ol>
<p><b>BIBLE TRUTH</b></p> <p><b>Meaning</b></p> <p><b>Discussion Questions</b></p> <p><i>choose a few</i></p>	<p>Jesus Came to Bring Us to God... He Taught about God and Did Amazing Things!</p> <p>Before Jesus died on the cross, He taught about God for three years. Jesus taught from the Bible. He told the people what God is like. He taught them that He was God's Son who had come to save them from their sins. He taught them how they could become God's people and how God's people should live. The people who listened to Jesus teach were amazed. They had never heard someone tell them so much about God. Jesus talked as if He knew God, and, of course, He did. Jesus wasn't just a man like them, He was the Son of God, Himself. Jesus didn't just teach about God. He also did many amazing things by God's power—miracles! Things so amazing that only God could do. He fed thousands of people with just a little bit of food. He stilled the wind and waves of a raging storm with just His word. He healed sick people and even brought dead people to life by God's power. And what did God use Jesus' teaching and these miracles to do? To show the people that Jesus really was His Son, the Messiah, the Savior, who had come to save them. And that's exactly what many people did! They turned away from their sins and trusted in Jesus, as God's Son, their Savior.</p> <ol style="list-style-type: none"> <li>1. What did Jesus teach people when He grew up? <i>What God is like and how to obey Him. What He (Jesus) came to do and how we can become God's people.</i></li> <li>2. Who did Jesus tell people He was? <i>God's Son, come to save them from their sins.</i></li> <li>3. Had people ever heard anyone talk about God the way Jesus did? <i>No.</i></li> <li>4. Why did Jesus talk about God in such a special way? <i>Because Jesus is God.</i></li> <li>5. What kinds of amazing things did Jesus do? <i>He healed sick people with just His word; feed lots of people with a little bit of food; calmed a big storm with His word; brought dead people back to life.</i></li> <li>6. What is a miracle? <i>Things only God can do.</i></li> <li>7. Why did Jesus do miracles? <i>To help people believe that He was God's Son sent to save them.</i></li> <li>8. Did people believe in Jesus? <i>Yes, many of them did.</i></li> </ol>

**Deep Down Discussion Sheet**

use with all THREE lessons

**P.2***Questions to aid discussion of the key concepts and for use in games*

<b>THE GOSPEL</b>	<p>What is God's good news for you and me? What did Jesus come to do? <i>Jesus came to bring us to God... He taught about God and did amazing things. Jesus did many amazing things to show people that He was God's Son, come to save them from their sins. Jesus taught people many things about God and His good ways. But the most important thing He taught them was that all people are made to know God and obey Him, but all have chosen to disobey Him, instead. Sadly, that means that all people deserve God's punishment—even you and me! But the good news Jesus shared was that He had come to be their Savior. If they turn away from their sins and trust in Him as their Savior, God will forgive their sins and make them His dearly loved people forever. Jesus didn't just teach this. He made it happen! He suffered and died on the cross for the sins of God's people. Then on the third day, He rose up from the grave, alive forever! He had done it! He had beaten sin and death for God's people! God will forgive our sins and make us His people, too, if we turn away from our sins and trust in Jesus as our Savior. Ask Him to help you do this! He loves to help us!</i></p>
<b>BIBLE TRUTH BIBLE VERSE</b>	<p>"Jesus went... preaching the good news of the kingdom, and healing every disease and sickness among the people."--Matthew 4:23</p> <p><b>Learn a Little:</b> "Jesus went... preaching and healing among the people."</p>
<b>Meaning</b>	<p>Jesus taught the people the good news of the kingdom of God. Do you know what that is? That anyone who turns away from their sins and trusts Jesus as their Savior will be forgiven and saved. They will get to love God and enjoy Him forever! And Jesus healed all sorts of sicknesses. Not the way doctors do, with medicines! No, Jesus is God. He could tell sickness to leave and it would. Just like that! Many people watched what Jesus said and did, and they believed in Him. That's the best news of all!</p>
<b>Discussion Questions</b>	<p><i>choose a few</i></p> <ol style="list-style-type: none"> <li>1. What did Jesus do? <i>He taught people about God and He did amazing things.</i></li> <li>2. What is the gospel that Jesus taught? <i>That we can become God's people by turning away from our sins and trusting in Him as our Savior.</i></li> <li>3. What kinds of diseases did Jesus heal? <i>Every kind.</i></li> <li>4. Did Jesus use medicine to heal people? <i>No, He didn't He healed them by God's power alone.</i></li> <li>5. What did Jesus want people to do as they listened to Him teach and watched Him do amazing things? <i>He wanted them to put their faith in Him as their Savior that they might be saved.</i></li> </ol>
<b>BIBLE STORY</b>	<p><b>The Case of the Eyewitness</b></p> <p><i>choose a few</i></p> <ol style="list-style-type: none"> <li>1. Who was the eyewitness in our story who heard Jesus teach and saw Him do so many amazing things? <i>Peter.</i></li> <li>2. What kinds of things did Jesus do that everyone was talking about? <i>He talked about God and did amazing things like no other teacher had ever done before.</i></li> <li>3. What did Jesus do in the synagogue (worship place)? <i>He talked about God in a powerful way. Then, He healed a man with a terrible problem that no one had ever healed before.</i></li> <li>4. What did Jesus do at Peter's house? <i>He healed Peter's mother, then healed many other people, all through the night.</i></li> <li>5. What were some other things that Peter saw Jesus do? <i>Turn water into wine; walk on water; shine with God's beautiful, bright glory; raise a man dead three days back to life; rise from the dead, Himself.</i></li> <li>6. What was the most amazing thing of all that Peter saw Jesus do? <i>Suffer and die on the cross for the sins of God's people; then on the third day, rise up from the dead to live forevermore.</i></li> <li>7. What did God do in Peter's heart as he listened to Jesus talk about God and do amazing things? <i>He gave Peter faith to believe that Jesus really was God's Son, sent to save God's people.</i></li> </ol>