

# **DEEP DOWN DETECTIVES**

**Curriculum Resources  
for Unit 9, Bible Truth 2:**



**What Did Jesus Come to Do?  
Jesus Came to Bring Us to God...**

**He Never, Ever Disobeyed God!**

## Session Prep (especially good for newbies!)

### Pray!



Pray for the Holy Spirit to be at work in your and the children's hearts.

### Review



If new to the curriculum, look at the **Getting Started with Deep Down Detectives section of the Core Curriculum book.** (p.5) It will be especially helpful to read through the Deep Down Detectives section of **The Praise Factory Tour: Extended Version Book.** This is a visual way to understand what goes on in the classroom. (A pdf of the book is found in the samples section on the website.)

### Look through and Learn the Lesson



Read over **lesson plan.** Practice any **songs or action rhymes** you are using. Choose/make up motions to go with these. Choose less with younger children and more with older preschoolers. **Practice the lesson with the visual aids** and using the Big Question Box/Briefcase.

### Read and Rehearse the Bible Story with Pictures



Read the Bible story from the Bible. Read the curriculum version. Practice telling it with the storyboard pictures. (If you have not previously laminated the story pictures, do that now.) Or, rehearse it from the Simple Story Scenes, if you are using those.

### Let There Be Music



Download the music and listen to the songs. Choose which of the songs you will use with the children. If using live musicians, make sure they have the sheet music (Appendix A, Core Curriculum book).

### Put the Props in Place



1. Prepare your Visual Aids. Put the Big Question, Unit Bible Truths, Bible Truth, Bible Verse, and Listening Assignment signs, as well as the Bible Story script in one side of the Bible folder.
2. Get out your storyboard. If using Simple Story Scenes, put these in your Bible Folder. Or, if using the individual storyboard figures, put all background pictures in place (they have a BG by the number). Put the rest of the storyboard pictures (these have a SB by the number) in order of use in the other side of the Bible folder.
3. Put the DDD Bible Folder as well as the Big Question sign in the Big Question Box/Briefcase and shut it. If your box/briefcase has locks and you want to use the unlocking the box as part of your session, lock it now....but make sure you have the key or know the code first.
4. Prepare the music CD or sheet music or mp3 device for use in your session.

### Set Out Free Play Activities



Choose and set up free time activities you will use with the children. Choose a variety of different activities that will be enjoyed by different types of children. Rotate the activities you provide to keep them interesting and fresh to your children. (Suggestions in Appendix D, Core Curriculum books.)

### Prepare Any Activities



Choose which (if any) of the Bible Truth games and crafts activities you want to use in the session. Bear in mind your time frame as well as the developmental abilities and attention span of your children as you decide which/how many to prepare. **Look over the Discussion Sheet** and choose a few questions you might use to spark discussion with the children as they do their activities (especially good for ages 3's+). Pray for God to give you opportunities to talk about these things with the children.

### Let Them Take It with Them



Make copies of the craft/take home sheets, if you are not already using them as one of your activities. You may also want to make copies of the story (see take-home version of each story included in Appendix C with the other take home resources) to have for parents to use with their children at home. There's a link on each craft/take home sheet to the story, if you don't make hard copies.

### Store It



After your session is over, collect the resources and store them for future use. This curriculum can be used over and over for years to come.

## Unit 9: Jesus, Immanuel, God with Us

### UNIT OVERVIEW

In the beginning, God created the world perfectly and people had a wonderful, special closeness with Him. Yes, it was perfect wonderfulness knowing God and living in His world. It could have lasted forever... but it did not. It was broken when people disobeyed God. The big Bible word for disobeying God is sin. So much in this world is not perfect or wonderful anymore. When we look around us, we can see the sadness that sin brought into God's good world long ago. We've lost the special closeness with God, too. We can see it when we look inside our heart. Yes, when sin came into the world it spoiled so many things.

Would all this sin and sadness last forever? People certainly deserved it to. After all, they had turned their backs on God. They had chosen to live life their own way instead of God's good way. Now they actually deserved God's punishment, not His love, for what they had done. But God is so kind and treats us so much better than we could ever deserve. So even way back then in the beginning, God had an amazing plan to rescue us. He promised to send a Savior—a special person who would rescue us from the sin and sadness, and bring us back to Him and His love. Who was that Savior? God's Son, Jesus. Yes, Jesus came to bring us to God.

In this unit, we will learn six truths about Jesus, our Savior.

### UNIT BIBLE VERSE: 1 Peter 3:18, ESV

"Christ died for sins once for all, the righteous for the unrighteous, to bring you to God."

### BIG QUESTION UNDER INVESTIGATION: What Did Jesus Come to Do?

**ANSWER:** Jesus Came to Bring Us to God!

#### OPTIONAL Big Question 9 INTRODUCTION LESSON (Use Hide 'n' Seek Kids Unit 9 Material)

Story: The Case of the Son Who Came Down *The Gospels*

Bible Verse: 1 Peter 3:18

#### BIBLE TRUTH 1: He Left His Home in Heaven to Save Us (3 Lessons Available)

Story: The Case of the Lover Who Left It All Behind *Luke 1-2; John 1,6*

Bible Verse: John 6:38



#### BIBLE TRUTH 2: He Never, Ever Disobeyed God (3 Lessons Available)

The Case of the Man Who Never Said "No" *The Gospels; Hebrews 4*

Bible Verse: Hebrews 4:15

#### BIBLE TRUTH 3: He Taught about God and Did Amazing Things

(3 Lessons Available)

Story: The Case of the Eyewitness *Luke 4:31ff; 5; 9:28-36; 11:23-24; John 2; 6:16-21; 11*

Bible Verse: John 6:68-69

#### BIBLE TRUTH 4: He Died on the Cross for the Sins of God's People (3 Lessons Available)

Story: The Case of the Great Price *Matthew 27; Mark 15; Luke 23; John 19*

Bible Verse: Hosea 13:14

#### BIBLE TRUTH 5: He Rose from the Dead (3 Lessons Available)

Story: The Case of the Unexpected Ending *Matthew 27-28; Mark 15-16; Luke 24; John 20-21*

Bible Verse: Luke 24:5-6

#### BIBLE TRUTH 6: He Went Up to Rule in Heaven (3 Lessons Available)

Story: The Case of the Fluffy Farewell *Matthew 27-28; Mark 15-16; Luke 23-24; John 19-20; Acts 1*

Bible Verse: Philippians 2:9-11

## Deep Down Detectives NIV Songs 9 Track Numbers

This is a listing of all songs mentioned in the unit curriculum. You may or may not choose to use all of the songs. They are listed in easy-reference order--NOT in the order used in the curriculum.

You may choose to simply burn a CD/load them onto an mp3 device in this order. Or, you may want to do what we do: choose the songs we want to use and create a play list of them in that order. Then, we burn a CD/upload the play list onto an mp3 device. A teacher only has to click forward to the next song, instead of hunting for the right track. The track number have been included as part of the title of each song, teachers will still have a reference to the track number listed in the curriculum (same as those listed below), even if you change the order on your customized play list.

### SONGS USED EVERY UNIT OF THE CURRICULUM

- 1 The Classroom Song v.1
- 2 The Classroom Song v.2
- 3 The Classroom Song v.3
- 4 The Classroom Song v.4
- 5 Deep Down Detectives Theme Song
- 6 The Classroom Rules Song
- 7 Let's Pray Song
- 8 The Big Question Box Song
- 9 The Bible Chant Song
- 10 ACTS Prayer Song (Short Version)
- 11 ACTS Prayer Song (Full Version)

#### Why the Extra Songs?

Deep Down Detectives is a curriculum used by a wide age-span of kids. Sometimes one of the other songs is a better fit for your kids. Or, you may simply want to teach them more songs on the same Bible Truth. Use as many or as few as you want.

### UNIT 9: JESUS, IMMANUEL, GOD WITH US

- 12 Big Q & A 9 Song
- 13 Big Question 9 Song: What Did Jesus Come to Do?
- 14 Big Question 9 Bible Verse Song: Christ Died 1 Peter 3:18, NIV 1984
- 15 *Extra Big Question 9 Bible Verse Song: For Christ Died for Sin 1 Peter 3:18, NIV 1984*
- 16 *Extra Big Question 9 Bible Verse Song: For God So Loved the World John 3:16, NIV 1984*
- 17 Big Question 9 Hymn: To God Be the Glory, v.1
- 18 Big Question 9 Praise Song: Blessed Be the Name

#### What Did Jesus Come to Do?

##### Jesus Came to Bring Us to God...

#### Bible Truth 1: He Left His Home in Heaven to Save Us

- 19 Bible Verse: Down, Down, Down John 6:38 NIV 1984
- 20 *Extra Bible Verse: The Word Became Flesh John 1:14 NIV 1984*
- 21 *Extra Bible Verse: Your Attitude Should Be Philippians 2:5-8, NIV 1984*

#### Bible Truth 2: He Never, Ever Disobeyed God

- 22 Bible Verse: Jesus Has Been Tempted Hebrews 4:15, NIV 1984
- 23 *Extra Bible Verse: We Have a Great High Priest: Hebrews 4:14-15, NIV 1984*

#### Bible Truth 3: He Taught about God and Did Amazing Things

- 24 Bible Verse: Jesus Went A-Preachin' Matthew 4:23, NIV 1984
- 25 *Extra Bible Verse: Lord, to Whom Shall We Go? John 6:68-69, NIV 1984*
- 26 *Extra Bible Verse: Who Is This? Luke 8:25, NIV 1984*
- 27 *Extra Bible Verse: But What about You Matthew 16:15-16, NIV 1984*

#### Bible Truth 4: He Died on the Cross for His People's Sins

- 28 Bible Verse: I Will Ransom Them Hosea 13:14, NIV 1984
- 29 *Extra Bible Verse: Blessed Are They Romans 4:7-8, NIV 1984*

#### Bible Truth 5: He Rose from the Dead

- 30 Bible Verse: Why Do You Look? Luke 24:5-6, NIV 1984
- 31 *Extra Bible Verse: I Am the Living One Revelation 1:17-18, NIV 1984*
- 32 *Extra Bible Verse: He Is the Head of the Body Colossians 1:18, NIV 1984*

#### Bible Truth 6: He Went Up to Rule in Heaven

- 33 Bible Verse: Gone into Heaven 1 Peter 3:21-22, NIV 1984
- 34 *Extra Bible Verse: Jesus Christ Has Gone into Heaven 1 Peter 3:21-22, NIV 1984*
- 35 *Extra Bible Verse: Therefore God Exalted Him Philippians 2:9-11, NIV 1984*

listen to or download songs for free at <https://praisefactory.org>: Deep Down Detectives Music page

## Big Question 9, Bible Truth 2 Overview: Key Concepts

P:1

### Unit 9: Jesus, Immanuel, God with Us

**Unit Big Question (and Answer):** What Did Jesus Come to Do? Jesus Came to Bring Us to God!

**Unit Bible Verse:** "Christ died for sins once for all, the righteous for the unrighteous, to bring you to God."

1 Peter 3:18

### Bible Truth 2 Concept: Jesus Came to Bring Us to God... He Never, Ever Disobeyed God

Jesus never, ever sinned. He always obeyed God, His Father. But even though Jesus always never disobeyed God, there were many times when He was tempted to. The Bible tells us that Jesus was tempted in every way just like us; but unlike us, Jesus never gave in and sinned. In everything He thought and said and did, Jesus always kept on obeying God. And He did this His whole life! Wow! Jesus was absolutely perfect!

Perhaps Jesus' greatest temptation came the night before He died on the cross. Jesus knew that it would hurt so badly to suffer for the sins of God's people. But Jesus loved God, His Father, and us so much! He would NOT turn away from His Father's good plan. He would suffer and die in the place of God's people so they could be forgiven.

And it is so very good for us that Jesus did not sin and that He did choose to die for us. Only if He lived a perfect life could He give it up on the cross as the full payment for the sins of God's people. He was the only hope for our sins to be forgiven by God. He was the only way we could become God's people. You can be one of God's people, too, if you turn away from your sins and trust in Jesus as your Savior.

### Bible Truth 2 Bible Verse: Hebrews 4:15

"For we do not have a high priest who is unable to sympathize with our weaknesses, but we have one who has been tempted in every way, just as we are - yet was without sin."

**Learn a Little:** "[Jesus] has been tempted in every way, just as we are - yet was without sin."

### Meaning

Do you know what tempted means? It means thinking about doing something that God says is wrong. Our Bible verse tells us Jesus was tempted in every way, just like we are! But what made Jesus different? He always said "no" to tempting things. He never disobeyed God! Jesus was perfect. He was without sin!

### Bible Truth 2 ACTS Prayer

- A** Jesus, we praise You for being our Savior. You came to bring us to God. We praise You for always saying 'no' to sin. You are the perfect One who never, ever sinned!
- C** Jesus, You never disobeyed God, Your Father, but we are not like You. We have all chosen to disobey God and His good ways. Oh, how we need You to be our Savior!
- T** Thank You, Jesus, for living a perfect life. Thank You for offering it up as the full payment for the sins of all who turn from their sins and trust in You as their Savior.
- S** Jesus, help us each to turn away from our sins and trust in You as our very own Savior. Help us to say 'no' to disobeying God. Help us to love You and live for You more and more.  
In Jesus' name, we pray, Amen.

### Bible Truth 2 Story

**The Case of the Man Who Never Said "No"** *The Gospels; Hebrews 4*

**Big Question 9, Bible Truth 2 Overview: Key Concepts****p.2****Songs Used in Bible Truth 2**

Big Q & A 9 Song

Big Question 9 Song: What Did Jesus Come to Do?

Big Question 9 Bible Verse Song: Christ Died 1 Peter 3:18

Extra Big Question 9 Bible Verse Song: For Christ Died for Sin 1 Peter 3:18

Extra Big Question 9 Bible Verse Song: For God So Loved the World John 3:16

Big Question 9 Hymn: To God Be the Glory, v.1

Big Question 9 Praise Song: Blessed Be the Name

Bible Truth 2 Bible Verse: Jesus Has Been Tempted Hebrews 4:15, NIV 1984

Extra Bible Truth 2 Bible Verse: We Have a Great High Priest: Hebrews 4:14-15, NIV 1984

listen to or download songs for free at <https://praisefactory.org>: Deep Down Detectives Music page

**Lesson Plan: Big Question 9, Bible Truth 2**

use with all THREE lessons

**p.1****1. GETTING STARTED**

= follow the stars for a short &amp; simple lesson plan

|  |  |
|--|--|
| <b>Intake</b>  |  |
| <b>Activity Ideas</b>  | <b>Choose one of these open-ended activities to include children as they join the class:</b>   |
| <b>Free Play Time</b><br><i>suggestions in Appendix D</i>  | Offer your own or some of the easy-to-make, free play activities suggested in Appendix D.  |
| <b>OR Sing-along Music Time</b><br><br><i>lyrics and sheet music, Appendix A</i><br><br><i>listen to or download songs for free at <a href="https://praisefactory.org:Deep Down Detectives Music page">https://praisefactory.org:Deep Down Detectives Music page</a></i> | <p>Music from Deep Down Detectives (DDD) NIV Songs 9:</p> <p>Big Q &amp; A 9 Song <span style="float: right;"><i>DDD NIV Songs 9, track 12</i></span></p> <p>Big Question 9 Song <span style="float: right;"><i>DDD NIV Songs 9, track 13</i></span></p> <p>Big Question 9 (Unit) Bible Verse Song:</p> <p>Christ Died 1 Peter 3:18, NIV 1984 <span style="float: right;"><i>DDD NIV Songs 9, track 14</i></span></p> <p>Extra Big Question 9 (Unit) Bible Verse Song:</p> <p>For Christ Died for Sin 1 Peter 3:18, NIV 1984 <span style="float: right;"><i>DDD NIV Songs 9, track 15</i></span></p> <p>Extra Big Question 9 (Unit) Bible Verse Song:</p> <p>For God So Loved the World John 3:16, NIV 1984 <span style="float: right;"><i>DDD NIV Songs 9, track 16</i></span></p> <p>Big Question 9 Hymn:</p> <p>To God Be the Glory, v.1 <span style="float: right;"><i>DDD NIV Songs 9, track 17</i></span></p> <p>Big Question 9 Praise Song:</p> <p>Blessed Be the Name <span style="float: right;"><i>DDD NIV Songs 9, track 18</i></span></p> <p>Bible Truth 2 Bible Verse Song:</p> <p>Jesus Has Been Tempted Hebrews 4:15, NIV 1984 <span style="float: right;"><i>DDD NIV Songs 9, track 22</i></span></p> <p>Extra Bible Truth 2 Bible Verse Song:</p> <p>We Have a Great High Priest Hebrews 4:14-15, NIV 1984 <span style="float: right;"><i>DDD NIV Songs 9, track 23</i></span></p> <p><i>Add more fun to Sing-along Music Time by adding a Music, Movement &amp; Memory Activity. These activities are listed on p.10 of this lesson plan with the Response Activities. Instructions found in Appendix B.</i></p> |
| <b>OR Bible Verse Memory Game</b><br><br><i>instructions found in Appendix B</i>   | <p>Lesson 1 Game: Bean Bag Catch</p> <p>Lesson 2 Game: Animal Cube</p> <p>Lesson 3 Game: Fill'er Up</p> <p><i>These activities are also included on p.10 of this lesson plan with the Response Activities.</i></p>   |
| <b>2. OPENING CIRCLE TIME</b> ( <i>introduce the Bible Truth and tell the related Bible story</i> )  |  |
| <b>Gathering the Children</b><br><br><i>lyrics and sheet music, Appendix A</i>   | <p>Sing verse 1 of <i>The Classroom Song</i> to gather the children for Circle Time.</p> <p><b>The Classroom Song, verse 1</b> <span style="float: right;"><i>DDD NIV Songs 9, track 1</i></span></p> <p>Let's gather together to worship God,<br/> Let's gather together to worship God,<br/> Let's gather together to worship God,<br/> Come gather here with me!</p>  |
| <b>Welcome to Deep Down Detectives</b>   | "Welcome to Deep Down Detectives. We're so glad you've joined us! Detectives are people who look for answers to questions. In Deep Down Detectives, we look for answers to big questions about God. We dig deep down in the truths of God's Word to find them."  |

**2. OPENING CIRCLE TIME, continued**

= follow the stars for a short &amp; simple lesson plan

|  |   |
|--|---|
| <p><b>Deep Down Detectives Theme Song</b></p> <p><i>lyrics and sheet music, Appendix A</i></p> | <p>"Let's sing our Deep Down Detectives Theme Song."</p> <p> <b>Deep Down Detectives Theme Song</b> <span style="float: right;">DDD NIV Songs 9, track 5</span></p> <p>We're Deep Down Detectives,<br/>diggin' deep in God's Word,<br/>For truths about God and His plans for this world,<br/>We're seeking to love Him, with all of our heart,<br/>We're Deep Down Detectives!<br/>Come on! Let's start!</p>   |
| <p><b>Classroom Rules Song</b></p> <p><i>lyrics and sheet music, Appendix A</i></p>            | <p>There are two very important things that Deep Down Detectives do together: we worship God and we love one another. Our Classroom Rules Song reminds us how we should act. Let's sing it."</p> <p><b>Classroom Rules Song</b> <span style="float: right;">DDD NIV Songs 9, track 6</span></p> <p>Shh, be quiet while someone is talking,<br/>Raise your hand, if you have something to say,<br/>Don't touch your friend, sitting beside you,<br/>Obey your teachers, Be kind as you play.<br/>These are our classroom rules,<br/>These are our classroom rules,<br/>They help us worship God and love one another,<br/>These are our classroom rules.</p> |
| <p><b>Opening Prayer Time</b></p> <p><i>lyrics and sheet music, Appendix A</i></p>             | <p>"Children, we need God's help to keep these rules. Let's ask Him to help us right now. Let's get ready and pray."</p> <p><b>Let's Pray</b> <span style="float: right;">DDD NIV Songs 9, track 7</span></p> <p>1-2-3!<br/>Fold your hands,<br/>Bow your head,<br/>Close your eyes.<br/>Let's pray! <i>(repeat)</i></p> <p>"Let's pray:"</p> <p> <b>Opening Prayer</b></p> <p>Dear Lord,<br/>We're so glad to get to gather together to worship You!<br/>Please help us keep the classroom rules.<br/>Please help us to love You and learn about You today.<br/>In Jesus' name we pray. Amen.</p>  |

**Lesson Plan: Big Question 9, Bible Truth 2** use with all THREE lessons**p.3****2. OPENING CIRCLE TIME, continued**

= follow the stars for a short &amp; simple lesson plan

**Reveal the Big Question****Introduce the Big Question Box/Briefcase**

lyrics and sheet music,  
Appendix A

"Detectives INVESTIGATE things. That means they ask questions and look for answers. Deep Down Detectives investigate big questions about God. The Big Question we are investigating today is right inside our Big Question Box/Briefcase.

**The Big Question Box Song**

DDD NIV Songs 9, track 8

We've got a big box,  
All closed up and locked,  
Filled with the truths of God's Word.

We've got a brief case,  
There's no time to waste,  
Come on, kids, let's open it up!

**The Big Question under Investigation**

VISUAL take out  
AID



of BQB

Big Question &  
Answer Sign, front side

\*found in the DDD Unit 9  
Visual Aids, NIV Book

Ok, who would like to open for me and pull out the Big Question?"

Choose a child to open the box/briefcase, take out the Big Question and hand it to you, then hold up the Big Question sign for all the children to see, and say:

The Big Question we are investigating today is Big Question Number 9:

**What Did Jesus Come to Do?**

and the Answer is:

**Jesus Came to Bring Us to God!**

**Big Question Meaning**

In the beginning, God created the world perfectly. What a wonderful, special closeness people enjoyed with Him! Yes, it was "Perfect Wonderfulness" knowing God and living in His world. It could have stayed that way forever, but it did not. All of this perfection was broken when people disobeyed God. The big Bible word for disobeying God is "sin."

When we look around us, we can see the sadness that sin brought into God's good world. So much in this world is not perfect or wonderful anymore! We've lost the special closeness with God, too. Yes, when sin came into the world, it spoiled so many things.

But would all this sin and sadness last forever? People certainly deserved it to. After all, they had turned away from God. Now people deserved His punishment, not His love.

But God treats us so much better than we deserve! From the beginning, He had an amazing plan to bring sinful people like us back to Himself. How? He promised to send a Savior. That Savior was Jesus, God's own Son. Jesus lived a perfect life, then He gave it up as the full payment for sins as He suffered and died on the cross. On the third day, Jesus rose from the dead, showing He had really done it! He had beaten sin and death for God's people! We can become God's people, too, when we turn away from our sins and trust in Jesus as our Savior. Then, we will get to know God in our hearts; and one day, we will get to go live with God and enjoy all of His Perfect Wonderfulness forever!

**Big Question Songs**

"Let's sing our Big Question Song:

**Big Q & A 9 Song**

lyrics and sheet music,  
Appendix A

**Big Q & A 9 Song**

DDD NIV Songs 9, track 12

(adapted version of "This Old Man")

What did Jesus come to do?

What did Jesus come to do?

Jesus came to bring us to God.

That's what Jesus came to do!

**2. OPENING CIRCLE TIME, continued**

= follow the stars for a short &amp; simple lesson plan

**Learning about  
the Big Question  
(use one or both)***Repeat the Big Question and Answer again:***"What Did Jesus Come to Do? Jesus Came to Bring Us to God!"***Say: "Hmmm, I wonder what that means... Let's do our action rhyme (or sing our song) that explains it."**Then do the action rhyme or sing the song using any of the optional motions suggested, if desired.***Big Question  
Action Rhyme****Big Question 9 Action Rhyme****(POSSIBLE ACTIONS)**

You and me, we disobey God,  
That's very, very bad!  
We all deserve God's punishment.  
That's very, very sad!

*point out to someone else; point to yourself*  
*Shake your head sideways, slowly a couple of*  
*times, making a disapproving face*  
*Stretch out our arms wide for "all"*  
*Make sad face*

But God loved us so very much,  
That He sent His Son, Jesus,  
To save us and take away  
all of our sins,  
So we could be friends  
with God again!

*put your hand on your heart*  
  
*make a cross using your index fingers*  
  
*clap and cheer for this good news!*

**Big Question  
(Action Rhyme)  
Song***lyrics and sheet music,  
Appendix A***Big Question 9 (Action Rhyme) Song**

DDD NIV Songs 9, track 13

**Refrain**

What did Jesus come to do?  
Jesus came to bring us to God.  
What did Jesus come to do?  
Jesus came to bring us to God.

**(POSSIBLE ACTIONS)***point up to heaven***Verse 1**

In the beginning, people enjoyed  
Perfect fellowship with God.  
But they disobeyed, their fellowship lost.  
Would things always stay this way? *Refrain*

*smile and hug yourself**shake head "no" and wag index  
side to side, disapprovingly***Verse 2**

At just the right time,  
God sent His Son to pay for His people's sins,  
He offered His life, the perfect sacrifice,  
Gave them fellowship with God again. *Refrain*

*make a cross using your index  
finger**smile and hug yourself***Verse 3**

On the third day, Jesus rose from the grave,  
Then He went back home to heav'n.  
Now all who repent and believe in Him,  
Can know God forever. *Refrain*

*hold up three fingers*  
*make rise motion with your hands*  
*point up to heaven*

**Lesson Plan: Big Question 9, Bible Truth 2**

use with all THREE lessons

**p.5****2. OPENING CIRCLE TIME, continued**

= follow the stars for a short &amp; simple lesson plan

**Learning the Bible Truth**

VISUAL take out

AID

**#2**

of BQB

VISUAL AID

All the Bible Truths Sign

"Jesus Came to Bring Us to God" is a good beginning, but there's so more to learn. So it's time for us to dig down even deeper for more answers to our Big Question about God. We're going to be learning **SIX** Bible truths that all tell us more about Jesus.

Who would like to hand me the picture with our six Bible truths on it? It's in the Big Question Box/Briefcase." *Choose a child to get it and hand it to you, then hold it up and show them the pictures of the six truths they will be learning.*

**Bible Truth Clue**

VISUAL take out

AID

**#3**

of BQB

Bible Truth Clue Sign,  
front side  
VISUAL AID

*After everyone has had a good look, say...*

"Ok, we've learned one truth about what Jesus. It's this one: "He Left His Home in Heaven to Save Us" (point to pictures as you identify each Bible Truth). Now let's look at our Bible Truth Clue sign and see if we can figure out which of these six truths we will be learning about today. Who would like to get it out of the Big Question Briefcase for me?"

*Choose a child to open the briefcase, take out the Bible Truth Clue sign and hand it to you. Hold up the front side for the children to see. Cover up the answer, written along the bottom, and say:*

**"What Did Jesus Come to Do?**

**Jesus Came to Bring Us to God!**

**He Never, Ever, ???? God!"**

We're missing one word. Here's the hint to what the missing word is. It says: "What's the opposite of "obey"?"

Can you guess? It's "Disobey."

So the Bible Truth we are learning today is:

*(uncover answer from bottom of sign, show it to them and say:)*

**"What Did Jesus Come to Do?**

**Jesus Came to Bring Us to God!**

**He Never, Ever, Disobeyed God!"**

And here is what this Bible Truth means: *(read the meaning off of the back of the sign, say:)*

**Bible Truth Meaning**

Jesus never, ever sinned. He always obeyed God, His Father. But even though Jesus always never disobeyed God, there were many times when He was tempted to. The Bible tells us that Jesus was tempted in every way just like us; but unlike us, Jesus never gave in and sinned. In everything He thought and said and did, Jesus always kept on obeying God. And He did this His whole life! Wow! Jesus was absolutely perfect!

Perhaps Jesus' greatest temptation came the night before He died on the cross. Jesus knew that it would hurt so badly to suffer for the sins of God's people. But Jesus loved God, His Father, and us so much! He would NOT turn away from His Father's good plan. He would suffer and die in the place of God's people so they could be forgiven.

And it is so very good for us that Jesus did not sin and that He did choose to die for us. Only if He lived a perfect life could He give it up on the cross as the full payment for the sins of God's people. He was the only hope for our sins to be forgiven by God. He was the only way we could become God's people. You can be one of God's people, too, if you turn away from your sins and trust in Jesus as your Savior.

**Lesson Plan: Big Question 9, Bible Truth 2** use with all THREE lessons

p.6

**2. OPENING CIRCLE TIME, continued**

= follow the stars for a short &amp; simple lesson plan

**Learning the Bible Verse****The Bible Chant Song**lyrics and sheet music,  
Appendix A

"And how do I know this is true? God tells me so in His special book, the Bible."

Say or sing the Bible Chant Song.

**The Bible Chant Song**

DDD NIV Songs 9, track 9

The Bible, the Bible,  
Let's get out the Bible.  
Let's hear what God has to say.  
The Bible, the Bible,  
God's given us the Bible.  
It's His Word for us to learn and obey! Yay!

**Bible Verse**DDD 9.2 Bible Verse-front  
side (in the DDD Bible folder)VISUAL  
AID

#4

Place  
verse in  
take out  
DDD Bible  
Folder  
of BQB\*found in the DDD Unit 9  
Visual Aids, NIV Book

"Who would like to get our Bible folder out of the Big Question Briefcase for me?"

Choose a child to open the briefcase, take out the "Bible" folder and hand it to you. Remove the Bible Verse Picture from the "Bible" folder and hold it up for all the children to see, then say:

Hebrews 4:15 tells us:

**Hebrews 4:15**

"For we do not have a high priest who is unable to sympathize with our weaknesses, but we have one who has been tempted in every way, just as we are - yet was without sin."

**Learn a Little:** "[Jesus] has been tempted in every way, just as we are - yet was without sin."**Bible Verse Meaning****What does that mean?**

Do you know what tempted means? It means thinking about doing something that God says is wrong. Our Bible verse tells us Jesus was tempted in every way, just like we are! But what made Jesus different? He always said "no" to tempting things. He never disobeyed God! Jesus was perfect. He was without sin!

2. OPENING CIRCLE TIME, continued



= follow the stars for a short & simple lesson plan

Bible Verse  
Song

lyrics and sheet music,  
Appendix A

You might also enjoy:

We Have a Great,  
High Priest  
Hebrews 4:14-15, NIV 1984  
DDD NIV Songs 9,  
track 23

We've said our Bible verse, now let's sing it!

Jesus Has Been Tempted: Hebrews 4:15

DDD NIV Songs 9, track 22

Jesus has been tempted in every way,,  
Jesus has been tempted in every way,  
Just as we are, Just as we are,  
Yet Jesus was without sin.  
Hebrews Chapter Four, fifteen.

**Lesson Plan: Big Question 9, Bible Truth 2**

use with all THREE lessons

p.8

**2. OPENING CIRCLE TIME, continued**

= follow the stars for a short &amp; simple lesson plan

|  |   |
|--|---|
| <b>Getting into the Case</b>   | <p>"Now it's time to do a bit more deep down investigating. Let's see what Detective Dan wants us to help him figure out. Would someone like to get it out for me?"</p>   |
| <b>Listening Assignments</b><br><br><div> <div>Place in</div> <div>take out</div> <div>   </div> <div>of BQB</div> </div>  | <p><b>NOTE: Listening assignments are most suitable for ages 3+. Skip straight to the Bible story (see bottom of this page), if working with 2 year olds.</b></p> <p>"Let's open up our listening assignment and see what we are supposed to figure out today.</p> <p><i>Choose a child to take out the Listening Assignment (from the DDD Bible Folder) and hand it to you. Read Detective Dan's letter to the children that includes the listening assignment. The listening assignments are summarized below:</i></p>  |
| <div> <div>VISUAL AID</div> <div>#5</div> <div>DDD Unit 9<br/>Visual Aids, NIV</div> </div>  | <p><b>Detective Dan's Lesson #1 Listening Assignment:</b></p> <p>I need to know:</p> <ol style="list-style-type: none"> <li><b>1. Who was the Man? To whom did He never say "no"?</b></li> <li><b>2. Why was it so important that He never said "no"?</b></li> </ol>  |
| <div> <div>VISUAL AID</div> <div>#6</div> <div>DDD Unit 9<br/>Visual Aids, NIV</div> </div>  | <p><b>Detective Dan's Lesson #2 Listening Assignment:</b></p> <p><b>Our Bible Verse is Hebrews 4:15:</b></p> <p><b>"For we do not have a high priest who is unable to sympathize with our weaknesses, but we have one who has been tempted in every way, just as we are - yet was without sin."</b></p> <p>I need to know:</p> <ol style="list-style-type: none"> <li><b>1. Who was tempted in every way as we are but never sinned?</b></li> <li><b>2. What could He do for us because He never sinned?</b></li> </ol>   |
| <div> <div>VISUAL AID</div> <div>#7A,B,C</div> <div> <i>*Listening Assignment #3 includes the Assignment Sheet, plus 6 clue pictures*</i> </div> <div>DDD Unit 9<br/>Visual Aids, NIV</div> </div>   | <p><b>Detective Dan's Lesson #3 Listening Assignment:</b></p> <p>I found six clues, but two of them are <b>NOT</b> in the story.</p> <p>They are: a broom; an enemy; a letter; a heart without sin; a duck; and a cross.</p> <p><i>Hold each of them up for the children to see as you identify them.</i></p> <p>I need to know:</p> <ol style="list-style-type: none"> <li><b>1. Which four belong in the story and which two don't?</b></li> <li><b>2. Who never had to confess any sins to God and ask for His forgiveness?</b></li> </ol>   |
| <p><b>Tell the Bible Story</b></p> <div> <div>Place story &amp; pics in</div> <div>take out</div> <div>   </div> <div>of BQB</div> </div> <p>DDD Unit 9<br/>Visual Aids, NIV</p> <p><b>Story text included in this book right after this lesson plan and in Visual Aids book</b></p> | <p><b>Then say,</b> "Ok, Deep Down Detectives! Put on your best listening ears and see if you can hear the answers to Detective Dan's questions. When I finish telling the story, we will see if we can answer all the questions."</p> <p><b>Bible Story: The Case of the Man Who Never Said "No"</b></p> <p><i>The Gospels; Hebrews 4</i></p> <p><i>Read the Bible Truth story, putting up the storyboard pictures/using Story Scenes as you tell it. Then, have the children answer the listening assignment. Present the gospel and lead in prayer.</i></p> <p><i>*Answers to questions; the gospel; and, ACTS prayer are included with the story text.*</i></p> |

**Lesson Plan: Big Question 9, Bible Truth 2**


use with all THREE lessons

**p.9****2. OPENING CIRCLE TIME, continued**

= follow the stars for a short &amp; simple lesson plan

|  |   |
|--|---|
| <p><b>Story Response Song(s)</b></p> <p><b>Hymn</b></p> <p><i>lyrics and sheet music, Appendix A</i></p> | <p><i>As attention span and time allow, you might want to end with one of the following songs which also tie in with the unit. If desired, use the Music and Movement activity ideas while singing (listed with the Response Activities).</i></p> <p><b>To God Be the Glory</b> <span style="float: right;"><i>DDD NIV Songs 9, track 17</i></span></p> <p><b>Verse 1</b></p> <p>To God be the glory, great things He hath done;<br/>So loved He the world that He gave us His Son.<br/>Who yielded His life, an atonement for sin,<br/>And opened the lifegate that all may go in.</p> <p><b>Tie-in:</b> Children, oh what great things God has done for us! He sent Jesus to save us from our sins so we can be friends with God! Let's tell Him how great He is! Let's give God glory!</p> |
| <p><b>Praise Song</b></p> <p><i>lyrics and sheet music, Appendix A</i></p>                               | <p><b>Praise Song: Blessed Be the Name</b> <span style="float: right;"><i>DDD NIV Songs 9, track 18</i></span></p> <p>Blessed be the name, Blessed be the name,<br/>Blessed be the name of the Lord;<br/>Blessed be the name, Blessed be the name,<br/>Blessed be the name of the Lord.</p> <p><b>Tie-in:</b> "Children, how wonderful, how blessed is the name of Jesus! He came to take the punishment for disobeying for EVERYONE who says sorry to God, turns away from disobeying Him, and trusts in Jesus to save them. Let's praise! Let's bless His name, the Lord Jesus!"</p>  |

**3. TAKING ACTION: Response Activities** *(choose from among these activities)*


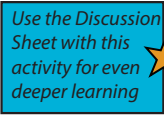

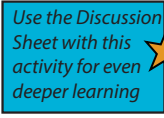

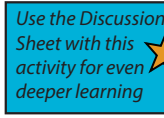


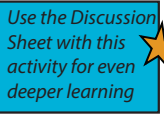

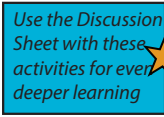

|  |  |
|--|--|
| <p><b>Transition to Activities</b></p>   | <p> Well, Deep Down Detectives, you've done a great job diggin' deep down for answers in the truths of God's Word. Now it's time to enjoy some activities."</p> <p><i>Tell children what activity/s you are providing for them: either free play or some of the response activities listed below. When you are ready to dismiss them, use this song to help the children transition in an orderly fashion to their next activity.</i></p> |
| <p><b>Classroom Song, verse 2</b></p> <p><i>lyrics and sheet music, Appendix A</i></p> | <p>"Children, let's sing our Time to Play Song. When we are finished you may get up and walk over to our next activity."</p> <p><b>Classroom Song, verse 2</b> <span style="float: right;"><i>DDD NIV Songs 9, track 2</i></span></p> <p>We've gathered together to worship God,<br/>We've gathered together to worship God,<br/>And now it's time to play.</p> <p><i>Dismiss the children to whatever activities you have prepared for them to do.</i></p>  |

**Lesson Plan: Big Question 9, Bible Truth 2**

use with all THREE lessons

**p.10****3. TAKING ACTION: Response Activities** (choose from among these activities)

= short &amp; simple lesson plan

|  |  |
|--|--|
| <b>Response Activities</b>   | Choose one or more activities appropriate for your children, based on classroom time and developmental needs. <b>Add the Discussion Sheet to any activity for deeper learning.</b>    |
| <b>Bible Verse Memory Game</b><br><br><i>game directions, Appendix B</i>   | <p>Though listed with the opening activities, you may choose to use this Bible verse game here instead (or as a repeat).</p> <ul style="list-style-type: none"> <li>Lesson 1 Game: Bean Bag Catch</li> <li>Lesson 2 Game: Animal Cube</li> <li>Lesson 3 Game: Fill 'er Up</li> </ul> <div>   </div> <p>Discussion Questions</p>  |
| <b>Music, Movement &amp; Memory Activity</b><br><br><i>game directions, Appendix B</i>   | <p>A music activity that uses the songs from the Bible Truth and Big Question unit.</p> <ul style="list-style-type: none"> <li>DDD Songs for this Bible Truth, plus:</li> <li>Lesson 1 Activity: Freeze Frame</li> <li>Lesson 2 Activity: Egg Shakers</li> <li>Lesson 3 Activity: Jingle Bell Hands</li> </ul> <div>   </div> <p>Discussion Questions</p>  |
| <b>Bible Story Review Game</b><br><br><i>game directions, Appendix B</i>   | <p>A game that uses the storyboard pictures from the story to review the story.</p> <ul style="list-style-type: none"> <li>Lesson 1 Game: Clothespin Line Up and Drop</li> <li>Lesson 2 Game: Deep Down Detectives Clue Hunt</li> <li>Lesson 3 Game: Run to the Grocery Store</li> </ul> <div>   </div> <p>Discussion Questions</p>  |
| <b>Coloring Pages/ Take Home Sheets</b><br><br><i>in Appendix C</i><br><br>                   | <p>A coloring page related to the lesson assignment question is provided for each lesson. On the back of each are the key concepts, a few questions and a song for parents to use with their children.</p> <p>NOTE: Upgrade your coloring sheet to a more interesting craft by offering simple embellishments, such as jiggly eyes, craft sand, glitter, glitter glue, colored paper dots (made with a hole punch), fabric scraps, etc. Make cut-to-size glued-on clothes, hair, etc for characters by using a copy of the coloring sheet, cutting out the selected portions and making them the patterns for whatever you want to cut out of fabric, paper, foil, etc.</p> <ul style="list-style-type: none"> <li>Lesson 1 Coloring Sheet Emphasis: Bible Truth</li> <li>Lesson 2 Coloring Sheet Emphasis: Bible Verse</li> <li>Lesson 3 Coloring Sheet Emphasis: ACTS Prayer</li> </ul> <div>   </div> <p>Discussion Questions</p> |
| <b>Extra Crafts: Big Question Craft</b><br><i>in Appendix C</i><br><br><b>Bible Verse Craft</b><br><i>in Appendix C</i><br><br><b>Bible Story Puzzle</b><br><i>in Appendix C</i> | <p><b>These crafts are slightly more complex than the coloring/take home sheets:</b></p> <p><b>The Bible Concept Go-and-Tell Craft</b> is a craft that summarizes the Bible concept and includes the Bible verse is included for those desiring more than a coloring sheet. This more complex craft will involve gluing, sticking, etc. Can be used at any time.</p> <p>The <b>Bible Story Coloring Sheet</b> provides a tie in between the Bible story and the Bible truth they are learning.</p> <p>The <b>Storyboard Picture Placement Page</b> has been made into a puzzle that can be cut out and re-assembled by the children. This provides a nice summary of the story.</p> <div>   </div> <p>Discussion Questions</p>   |
| <b>Free Play Activities</b><br><i>ideas in Appendix D</i>  | <p>Offer your own or some of the easy-to-make, free play activities suggested in Appendix D.</p>   |

**Lesson Plan: Big Question 9, Bible Truth 2**

use with all THREE lessons

**p.11****4. CLOSING CIRCLE TIME** *(End-of-session activities for the last 5-10 minutes of class time)* = short & simple lesson plan

|  |   |
|--|---|
| <p><b>Transition to Closing Circle</b></p> <p><b>Classroom Song, verse 3</b></p> <p><i>lyrics and sheet music, Appendix A</i></p>  | <p><i>Use this song to help the children transition in an orderly fashion. Start singing this song and ask the children to gather with you for Closing Circle Time.</i></p> <p><b>Classroom Song, verse 3</b> <span style="float: right;"><i>DDD NIV Songs 9, track 3</i></span></p> <p>It's time to get ready to go and tell,<br/>It's time to get ready to go and tell,<br/>Come gather here with me.</p>   |
| <p><b>Closing Circle Time</b></p> <p><b>Classroom Song, verse 4</b></p> <p><i>lyrics and sheet music, Appendix A</i></p>   | <p><i>When children are settled in the circle, say:</i></p> <p>"It's almost time for your parents to come pick you up. And do you know what that means? It means.... (draw this out to build anticipation and excitement)...that it's almost time to go home and....it's almost time to...Go and Tell! We have learned some big news about God today. God wants us to take and tell it to the whole world!"</p> <p><b>Classroom Song, verse 4</b> <span style="float: right;"><i>DDD NIV Songs 9, track 4</i></span></p> <p>So what's our big news to go and tell,<br/>So what's our big news to go and tell,<br/>Can you tell me now?</p>  |
| <p><b>Big News to Tell</b></p> <p><b>Big Question 9</b></p> <p><i>VISUAL AID</i></p> <p></p> <p><i>*found in the DDD Unit 9 Visual Aids, NIV Book</i></p> <p><i>lyrics and sheet music, Appendix A</i></p> <p><b>Big Question 9, Bible Truth 2</b></p> <p><i>VISUAL AID</i></p> <p></p> | <p>"Let's see....there's so much big news to tell! There's so much we've learned!</p> <p>First of all, can you tell me the answer to our <b>Big Question: "What Did Jesus Come to Do?"</b> Hold up the Bible Truth Clue Picture.</p> <p>Say the answer with me: <b>"Jesus Came to Bring Us to God!"</b></p> <p><i>(If desired, you can sing one/both of the Big Question songs.)</i> <span style="float: right;"><i>DDD NIV Songs 9, tracks 12,13</i></span></p> <p>And what's one way He does this? What did we learn? <i>Point to the picture.</i></p> <p><b>He Never, Ever Disobeyed God!</b></p> <p>"And how do I know this is true? Can you tell me? Say it with me: <b>"The Bible tells me so!"</b> That's right!</p>   |
| <p><b>Big Question 9, Bible Truth 2 Bible Verse</b></p> <p><i>VISUAL AID</i></p> <p></p> <p><i>*found in the DDD Unit 9 Visual Aids, NIV Book</i></p> <p><i>lyrics and sheet music, Appendix A</i></p>  | <p>We learned: <b>Hebrews 4:15</b></p> <p>"For we do not have a high priest who is unable to sympathize with our weaknesses, but we have one who has been tempted in every way, just as we are - yet was without sin."</p> <p><b>Learn a Little:</b> "[Jesus] has been tempted in every way, just as we are - yet was without sin."</p> <p>Do you know what tempted means? It means thinking about doing something that God says is wrong. Our Bible verse tells us Jesus was tempted in every way, just like we are! But what made Jesus different? He always said "no" to tempting things. He never disobeyed God! Jesus was perfect. He was without sin! I'm so glad Jesus never disobeyed God. Because that was the only way He could be our Savior! Let's praise Jesus right now for always saying 'no' to temptation and for being the perfect Savior!</p> <p><i>(If desired, you can sing the Bible verse song.)</i> <span style="float: right;"><i>DDD NIV Songs 9, track 22</i></span></p> |

**Lesson Plan: Big Question 9, Bible Truth 2**

use with all THREE lessons

**p.12****4. CLOSING CIRCLE TIME, continued**

= follow the stars for a short &amp; simple lesson plan

|  |   |
|--|---|
| <b>Closing ACTS Prayer Time</b><br><br><b>ACTS Prayer Chant</b><br><br><i>lyrics and sheet music, Appendix A</i> | <p><i>Let's ask God to help us to remember this and even tell others this good news. Let's get ready and pray our ACTS prayer.</i></p> <p><i>And what does ACTS mean? Let's sing/say our ACTS Prayer Chant!</i></p> <p><b>ACTS Prayer Chant Song</b> <span style="float: right;"><i>DDD NIV Songs 9, tracks 10,11</i></span></p> <p>A, Adoration, God, we praise You!<br/> C, Confession, Forgive us our sins.<br/> T, Thanksgiving, Thank You for Jesus,<br/> S, Supplication, Help us to live like Him.</p> <p style="text-align: right;">That's the ACTS prayer, my friend,<br/> Bow your head, Close your eyes, Shhh,<br/> Let's begin.</p>   |
| <b>Closing ACTS Prayer</b>   | <p>"Let's pray!"</p> <p><i>Lead the children in the ACTS prayer for this Bible Truth.</i></p> <p><b>A</b> Jesus, we praise You for being our Savior. You came to bring us to God. We praise You for always saying 'no' to sin. You are the perfect One who never, ever sinned!</p> <p><b>C</b> Jesus, You never disobeyed God, Your Father, but we are not like You. We have all chosen to disobey God and His good ways. Oh, how we need You to be our Savior!</p> <p><b>T</b> Thank You, Jesus, for living a perfect life. Thank You for offering it up as the full payment for the sins of all who turn from their sins and trust in You as their Savior.</p> <p><b>S</b> Jesus, help us each to turn away from our sins and trust in You as our very own Savior. Help us to say 'no' to disobeying God. Help us to love You and live for You more and more.</p> <p>In Jesus' name, we pray, Amen.</p> |
| <b>5. TAKING IT HOME</b> <i>(Take Home Sheet)</i>  |   |
| <b>Clean up and Dismissal</b>  | <p>"Now it's time to work together and clean up."<br/> <i>Have the children join you in cleaning up the room.</i></p>   |
| <b>Coloring Pages/ Take Home Sheets</b><br><br><i>in Appendix C</i>  | <p><i>Give out the craft/take home sheet and any other papers from the session, as you dismiss children from class.</i></p> <p><i>(Reminder: The back side of the coloring page is the take home sheet for each lesson.)</i></p>  |
| <b>Bible Story to Take-Home</b><br><br><i>in Appendix C</i>  | <p>You may also want to include a copy of the story along with the take home sheet. (However, each coloring sheet/take home sheet includes a note to parents telling where they can download the story from the Parent Resources section on the website.</p>  |

**Bible Story for Big Question 9, Bible Truth 2** use with all THREE lessonsPlace  
story in

take out

P.1

**The Case of the Man Who Never Said "No"***The Gospels; Hebrews 4*

of BQB

**Story-telling Tips**

Ahead of time:

1. Read the Bible verses and story. Pray!
2. Choose story action cues and/or prepare storyboard figures, if using. (Included in Visual Aids book)
3. Practice telling story with the storyboard pictures, timing your presentation. Shorten, if necessary.

During your presentation:

1. Maintain as much eye contact as possible as you tell the story.
2. Put up storyboard figures/add story action cues as you tell the story. Allow the children to help you put them on the board, if desired.
3. Include the children in your story with a few questions about what they think will happen or words/concepts that might be new to them.
4. Watch the kids for signs that their attention span has been reached. Shorten, if necessary.

**INTRODUCTION/ LISTENING ASSIGNMENTS**

**"Our story is called: The Case of the Man Who Never Said "No". Here is your listening assignment."** Read from Detective Dan's Listening Assignment signs, but questions are summarized below:

**Detective Dan's Lesson #1 Listening Assignment:**

I need to know:

1. Who was the Man? To whom did He never say "no"?
2. Why was it so important that He never said "no"?

**Detective Dan's Lesson #2 Listening Assignment:****Our Bible Verse is Hebrews 4:15:**

**"For we do not have a high priest who is unable to sympathize with our weaknesses, but we have one who has been tempted in every way, just as we are - yet was without sin."**

I need to know:

1. Who was tempted in every way as we are but never sinned?
2. What could He do for us because He never sinned?

**Detective Dan's Lesson #3 Listening Assignment:**I found six clues, but two of them are **NOT** in the story.

They are: a broom; an enemy; a letter; a heart without sin; a duck; and a cross.

*Hold each of them up for the children to see as you identify them.*

I need to know:

1. Which four belong in the story and which two don't?
2. Who never had to confess any sins to God and ask for His forgiveness?

**Read the assignment questions, THEN SAY,**

"Ok, Deep Down Detectives! Put on your best listening ears and see if you can hear the answers to Detective Dan's questions. When I finish telling the story, we will see if we can answer all the questions."

*Read the Bible Truth story, answer questions, present the gospel and lead in prayer.**Answers to questions; the gospel; and, ACTS prayer are included with the story text.*

**Bible Story for Big Question 9, Bible Truth 2** use with all THREE lessons**P.2****The Case of the Man Who Never Said “No”** *The Gospels; Hebrews 4**Story with lines separating paragraphs (text in bold, optional interaction cues in italics)***Long ago in Bethlehem, baby Jesus was born.****Every baby is special, but there was something that made Jesus the most special baby of all. A whole host of angels came to tell about Jesus’ specialness that night He was born.****They lit up the sky with God’s bright, shiny glory as they sang out their good news.***Let’s praise God for Jesus right now! “Praise God! Thank you for Jesus!”***What was it that made Jesus so special that the angels would sing about it?***Can you guess?***This baby was God’s Son. He was Christ, the Lord! He was coming to save God’s people from their sins, just as God promised them He would.****Jesus had a very, very hard job ahead of Him. Jesus would have to do something no human had ever done, if He were to save God’s people.***Do you have any idea what it was that Jesus would have to do?***Jesus would have to never, ever disobey God. He would have to keep all of God’s laws ALWAYS! For you see, only if Jesus was perfectly good could God accept His life to pay for the sins of God’s people. Nothing less than perfect would do.****Can you imagine what it would be like for Jesus to NEVER disobey God? It would mean ALWAYS loving God most of all. It would mean ALWAYS loving others as the Bible tells us to.****In everything He said, and did, and even thought in His heart, Jesus would have to never, ever do anything wrong. NEVER!****What would Jesus have been like as a little boy who never, ever disobeyed God? First of all, Jesus would have loved spending time praying to God, His Father, and learning the Bible.****If His mother, Mary, asked Him to help her sweep the floor, Jesus would have obeyed her RIGHT AWAY, ALWAYS! If Joseph asked Jesus to share His favorite toy with another child, Jesus have always shared cheerfully.****And what would Jesus do if someone did something mean to Him?***What do you think He would do?***He would NOT do something mean to get back at them. He would have forgiven them, instead!**

**Bible Story for Big Question 9, Bible Truth 2** use with all THREE lessons**P.3***Story with lines separating paragraphs (text in bold, optional interaction cues in italics)*

**Jesus would have done these things and a lot more when He was a little boy. Day after day, Jesus would have always obeyed God. He would have always done what was right.**

**Was it easy for Jesus to always obey God and do what was right when He was a little boy?**

*What do you think?*

**No, it was not! The Bible tells us that even though Jesus was the perfect Son of God, He was tempted to disobey God in every way, just as we are. But while we give in to disobeying God, (SB9) Jesus never did, not even once! This is what He needed to do if He was to complete His Father's plan and be our Savior.**

**Jesus didn't stay a little boy. He grew up, up, up to be a man. It was time to tell others about God's plans. It was time to show them that He was God's Son, the Savior. And soon, it would be time to suffer and die for God's people. Jesus would have to do all this, and still, never, ever disobey God. He would have to obey all of God's laws perfectly. He would have to always love God most of all, and always love others, too. Jesus, the perfect, little boy, now had to be Jesus, the perfect grown-up man! Could He do it?**

**God's great enemy, Satan, hoped that Jesus could not. Satan wanted to ruin all of God's plans. He wanted Jesus to fail. He didn't want us to have a Savior. Out in the wilderness, Satan came to Jesus with tempting offers. "Worship me instead of God, and I will give You the world and all of its riches. You will be king," Satan promised. "Everyone will worship You, if You bow down and worship me."**

**ALL the best things in the world? Everyone worship Him? Ooh, how tempting that sounded! All Jesus had to do was to bow down to Satan. Ooh, how easy that sounded! Would Jesus give in to Satan?**

*What do you think?*

**No, Jesus would NOT! "Go away from Me, Satan! I'm only going to worship God, My Father!" Jesus told him. Jesus would be the perfect Savior! He would keep to God's good plan!**

**Satan wasn't the only one who tempted Jesus to sin and disobey God. Sometimes people said hateful lies about Jesus. "You aren't God's Son! You are just like Satan, God's enemy! You do bad things and You should die," they told Him. How easy it would have been for Jesus to break God's plan and prove them wrong! How easy it would have been to hate them back! But, did He?**

*What do you think?*

**No, Jesus did not! He just kept on loving them. He taught them truths from God's Word, so they might turn away from their sins and trust in Him as their Savior. Why did Jesus do this? Because Jesus wanted to please God, and He wanted to be the perfect Savior for God's people.**

**Sometimes, Jesus was so tired from caring for the crowds of people. They came day after day after day to be healed and to hear from God's Word. "Heal us, Jesus! Teach us, Jesus!" they pleaded with Him.**

**Jesus loved healing them and teaching them, but it was a lot of work. It would have been easy to get grumpy with them and tell them to go away. But, did He?**

*What do you think?*

**No, Jesus never made a grumpy face or had a grumpy heart! He kept on loving and caring for the people. Jesus wanted to please God, and He wanted to be the perfect Savior for God's people.**

**Bible Story for Big Question 9, Bible Truth 2** use with all THREE lessons**P.4***Story with lines separating paragraphs (text in bold, optional interaction cues in italics)*

Sometimes, people wanted to make Jesus their king. How nice that must have sounded! Jesus could have a big palace and lots of people to serve Him. That would be much easier than suffering and dying on the cross, as God planned.

But Jesus said, "No." He kept to God's plan. Jesus wanted to please God most of all. He wanted to be the perfect Savior for God's people. Life in a fancy palace wouldn't save God's people. Only by suffering and dying on the cross could Jesus do that.

Even on the last day of His life, Jesus was tempted to disobey God, His Father.

On the way to the cross, His enemies hit Him, spit on Him, and called Him bad names.

As Jesus hung on the cross, suffering for the sins of God's people, they made fun of Him. "You say you are God's Son. Let Him save you! Come down from the cross, if that is who you really are!" they shouted at Him.

Could Jesus have come down from the cross?

*What do you think?*

Yes, He could have. The Bible tells us that thousands of angels would have come to help Him, if He had asked them to.

But Jesus did NOT ask the angels to help Him. He did NOT come down from the cross. Jesus stayed there and suffered and died. He loved His Father and He loved God's people. This was the way they could be saved from their sins. So, even there, on the cross, Jesus never, ever disobeyed God or His good plan.

Every day of His life, from the day He was born to the day He died, Jesus never, ever disobeyed God or His laws. In everything He thought, and said, and He did, Jesus always loved God most of all, and He always loved others as the Bible tells us to. Jesus lived a PERFECT LIFE!

And so, when Jesus suffered and died on the cross for the sins of God's people, His PERFECT life could pay for the sins of God's people. He was the PERFECT sacrifice, the PERFECT payment needed for their sins. "It is finished," Jesus said, as He died on the cross.

What was finished? God's plan to save His people through Jesus! And that's why on the third day, Jesus rose from the dead! He had beaten sin and death for God's people, once and for all.

Praise God for Jesus! Our perfect Savior who never, ever disobeyed God.

**Cracking the Case:** (story wrap-up for Listening Assignments)

It's time to see how we did with our Listening Assignment.

**Detective Dan's Lesson #1 Listening Assignment:**

I need to know:

**1. Who was the Man? To whom did He never say "no"?** Jesus was the man. He never said "no" to God, His Father. Jesus always obeyed Him and His good laws.

**2. Why was it so important that He never said "no"?** Only by perfectly obeying God and His good laws could Jesus be the perfect Savior to save God's people from their sins.

**For You and Me:**

Just like those people who lived in Jesus' day, we need a Savior to save us from our sins. Jesus came to be that Savior. He will be our Savior, if we turn away from our sins and trust in Him. Ask God to help you. He loves to do this!

**Detective Dan's Lesson #2 Listening Assignment:****Our Bible Verse is Hebrews 4:15:**

"For we do not have a high priest who is unable to sympathize with our weaknesses, but we have one who has been tempted in every way, just as we are - yet was without sin."

I need to know:

**1. Who was tempted in every way as we are but never sinned?** Jesus.

**2. What could He do for us because He never sinned?** He could be our perfect Savior and save us from our sins.

**For You and Me:**

Just like those people who lived in Jesus' day, we need a Savior to save us from our sins. Jesus came to be that Savior. He will be our Savior, if we turn away from our sins and trust in Him. Ask God to help you. He loves to do this!

**Detective Dan's Lesson #3 Listening Assignment:**

I found six clues, but two of them are **NOT** in the story. They were: a broom; an enemy; a letter; a heart without sin; a duck; and a cross.

*Hold each of them up for the children to see as you identify them.*

I need to know:

**1. Which four belong in the story and which two don't?** The broom, the enemy, the heart without sin, and the cross belong. The letter and the duck do not.

**2. Who never had to confess any sins to God and ask for His forgiveness?** Jesus.

**For You and Me:**

Jesus never, ever disobeyed God! As a little boy; as a grown man. No matter how terribly others treated Him. No matter how tempting it would have been to do something else. Jesus never, ever disobeyed. He did this all out of love for God and love for us...that we might turn from our sins and trust in Him as our Savior. Ask God to help you do this. He loves to answer this prayer!

**The Gospel** (story wrap-up if NOT using Listening Assignments)**Our Bible Truth is:****What Did Jesus Come to Do?****Jesus Came to Bring Us to God...****He Never, Ever Disobeyed God!**

We are not like Jesus, are we? We all have chosen to disobey God and His good ways. That is why we all deserve His punishment for our sins!

God would have been perfectly fair to give us all His punishment. But, He is so full of mercy and love that He chose to save His people!

He sent Jesus to live the perfectly obedient life that none of us have lived. Then, Jesus offered up His perfect life to fully pay for the sins of God's people. On the third day, Jesus rose from the dead in victory.

Now, all who turn away from their sins and trust in Jesus as their Savior can be forgiven and become God's people. We can become God's people, too, when we turn away from our sins and trust in Jesus as our own Savior. Isn't that good news!

*Close in prayer.*

**Closing ACTS Prayer**

- A** Jesus, we praise You for being our Savior. You came to bring us to God. We praise You for always saying 'no' to sin. You are the perfect One who never, ever sinned!
- C** Jesus, You never disobeyed God, Your Father, but we are not like You. We have all chosen to disobey God and His good ways. Oh, how we need You to be our Savior!
- T** Thank You, Jesus, for living a perfect life. Thank You for offering it up as the full payment for the sins of all who turn from their sins and trust in You as their Savior.
- S** Jesus, help us each to turn away from our sins and trust in You as our very own Savior. Help us to say 'no' to disobeying God. Help us to love You and live for You more and more. In Jesus' name, we pray, Amen.

***Go to Lesson Plan, p.9 for the script to the rest of the lesson.***

**Deep Down Discussion Sheet**

use with all THREE lessons

Use with all  
response activities  
for deeper learning**P.1***Questions to aid discussion of the key concepts and for use in games*

Be familiar with these questions and answers. Look for opportunities to ask questions and discuss their answers, such as while the children work on their coloring pages, as part of their response games, or during play time. Remember: your goal isn't to ask all these questions or only talk to the children about these things. It's to be deliberate in having good conversations with them, however much or little you have.

**BIG  
QUESTION****Meaning****Discussion  
Questions***choose a few***What Did Jesus Come to Do? Jesus Came to Bring Us to God!**

In the beginning, God created the world perfectly. What a wonderful, special closeness people enjoyed with Him! Yes, it was "Perfect Wonderfulness" knowing God and living in His world. It could have stayed that way forever, but it did not. All of this perfection was broken when people disobeyed God. The big Bible word for disobeying God is "sin." When we look around us, we can see the sadness that sin brought into God's good world. So much in this world is not perfect or wonderful anymore! We've lost the special closeness with God, too. Yes, when sin came into the world, it spoiled so many things. But would all this sin and sadness last forever? People certainly deserved it to. After all, they had turned away from God. Now people deserved His punishment, not His love. But God treats us so much better than we deserve! From the beginning, He had an amazing plan to bring sinful people like us back to Himself. How? He promised to send a Savior. That Savior was Jesus, God's own Son. Jesus lived a perfect life, then He gave it up as the full payment for sins as He suffered and died on the cross. On the third day, Jesus rose from the dead, showing He had really done it! He had beaten sin and death for God's people! We can become God's people, too, when we turn away from our sins and trust in Jesus as our Savior. Then, we will get to know God in our hearts; and one day, we will get to go live with God and enjoy all of His Perfect Wonderfulness forever!

1. What did Jesus come to do? *Jesus came to bring us to God!*
2. Who did people have a wonderful closeness with in the beginning? *With God.*
3. What did people do that caused the wonderful closeness with God to end? *They disobeyed Him.*
4. What did all people deserve for disobeying God? *God's punishment that keeps them separated from Him and all His goodness forever. How sad!*
5. Who did God send to bring His people to Him? *Jesus.*
6. What did Jesus take for God's people on the cross? *The punishment for their sins.*
7. What happens to us when we turn away from our sins and trust Jesus as our Savior? *God forgives our sins. He makes us His people. We have special closeness with God now. Then, when our bodies die, we will go on living happily with God forever.*

**BIBLE  
TRUTH****Meaning****Discussion  
Questions***choose a few***Jesus Came to Bring Us to God... He Never, Ever Disobeyed God!**

Jesus never, ever sinned. He always obeyed God, His Father. But even though Jesus always never disobeyed God, there were many times when He was tempted to. The Bible tells us that Jesus was tempted in every way just like us; but unlike us, Jesus never gave in and sinned. In everything He thought and said and did, Jesus always kept on obeying God. And He did this His whole life! Wow! Jesus was absolutely perfect! Perhaps Jesus' greatest temptation came the night before He died on the cross. Jesus knew that it would hurt so badly to suffer for the sins of God's people. But Jesus loved God, His Father, and us so much! He would NOT turn away from His Father's good plan. He would suffer and die in the place of God's people so they could be forgiven. And it is so very good for us that Jesus did not sin and that He did choose to die for us. Only if He lived a perfect life could He give it up on the cross as the full payment for the sins of God's people. He was the only hope for our sins to be forgiven by God. He was the only way we could become God's people. You can be one of God's people, too, if you turn away from your sins and trust in Jesus as your Savior.

1. Who never, ever sinned? *Jesus.*
2. Who did Jesus always obey? *His Father, God.*
3. Was Jesus ever tempted to sin? *Yes, many times.*
4. When was it very, very hard for Jesus to obey God? *When He had to suffer and die on the cross.*
5. Why did Jesus chose to obey God and suffer and die on the cross? *Because He loved God's people so much that He wanted to save them; and, because He loved God His Father so much and wanted to obey Him.*
6. Why was it so good that Jesus never, ever sinned? *Because only if Jesus always obeyed God could He be good enough to pay for His people's sins.*
7. What do we need to do to become one of God's people? *Turn away from your sins and trust in Jesus as your Savior.*

*Questions to aid discussion of the key concepts and for use in games*

|   |  |
|---|--|
| <b>THE GOSPEL</b>   | <p>What is God's good news for you and me? <i>The gospel! What did Jesus come to do? Jesus came to bring us to God... He never, ever disobeyed God! We are not like Jesus, are we? We all have chosen to disobey God and His good ways. That is why we all deserve His punishment for our sins! God would have been perfectly fair to give us all His punishment. But, He is so full of mercy and love that He chose to save His people! He sent Jesus to live the perfectly obedient life that none of us have lived. Then, Jesus offered up His perfect life to fully pay for the sins of all who would ever turn away from their sins and trust in Him as their Savior. We, too, can be God's people when we turn away from our sins and trust in Jesus as our own Savior. Isn't that good news!</i></p>  |
| <b>BIBLE TRUTH</b><br><b>BIBLE VERSE</b><br><br><br><br><br><br><br><br><br><br><b>Meaning</b><br><br><br><br><br><br><br><br><br><br><b>Discussion Questions</b> | <p>"For we do not have a high priest who is unable to sympathize with our weaknesses, but we have one who has been tempted in every way, just as we are - yet was without sin."<br/>--Hebrews 4:15</p> <p><b>Learn a Little:</b> "[Jesus] has been tempted in every way, just as we are - yet was without sin."</p> <p>Do you know what tempted means? It means thinking about doing something that God says is wrong. Our Bible verse tells us Jesus was tempted in every way, just like we are! But what made Jesus different? He always said "no" to tempting things. He never disobeyed God! Jesus was perfect. He was without sin!</p> <p>The Bible calls Jesus our great, high priest because He is the one who brought His own life as the perfect payment for our sins. He made the way for us to become God's people. I'm so glad Jesus never disobeyed God! That was the only way He could be our Savior!</p> <ol style="list-style-type: none"> <li>1. What does it mean to be tempted? <i>To think about doing something that God says is wrong.</i></li> <li>2. Who was tempted in every way we were, but who did not ever sin? <i>Jesus.</i></li> <li>3. Who is our great high priest-- the one who goes before God to make the way for us to be saved? <i>Jesus.</i></li> <li>4. What great and wondrous work can God do in us? <i>He can help us to turn away from our sins and trust in Jesus as our Savior. He can make us His people!</i></li> </ol>                      |
| <b>BIBLE STORY</b><br><br><br><br><br><br><br><br><br><br><b>Discussion Questions</b>   | <p><b>The Case of the Man Who Didn't Say "No"</b></p> <p><i>choose a few</i></p> <ol style="list-style-type: none"> <li>1. Every baby is special, but what made Jesus so special that even the angels in heaven sang when he was born? <i>Jesus was God's Son, sent to save God's people from their sins.</i></li> <li>2. What very hard thing would Jesus have to do to save God's people? <i>He would have to never, ever disobey God.</i></li> <li>3. What kinds of things would Jesus have had to do as a little boy to never, ever disobey God? <i>Love God most of all. Love others as the Bible tells us to. Always honor and obey your parents. Always forgive others. Always be kind, etc.</i></li> <li>4. What kinds of things did Jesus do as a grown man to never, ever disobey God? <i>Always forgave people who treated Him meanly. He kept on loving people and being kind to them (instead of grumpy) when He was very tired. He even had to say no to Satan who offered Jesus all the best things in the world, if He would worship him instead of God.</i></li> <li>5. How do we know that Jesus never, ever disobeyed God? <i>Because God accepted His life as good enough to pay for the sins of God's people. He raised Jesus' to life on the third day. God would not have done that if Jesus had disobeyed Him even once.</i></li> <li>6. How can we become one of God's people? <i>By turning away from our sins and trusting in Jesus as our Savior.</i></li> </ol> |