


DEEP DOWN DETECTIVES

**Curriculum Resources
for Unit 9, Bible Truth 1:**

A decorative flourish consisting of a horizontal line with a small loop in the center, flanked by two teardrop-shaped elements.

**What Did Jesus Come to Do?
Jesus Came to Bring Us to God...**

**He Left His Home in Heaven
to Save Us!**

Session Prep (especially good for newbies!)

Pray!



Pray for the Holy Spirit to be at work in your and the children's hearts.

Review



If new to the curriculum, look at the **Getting Started with Deep Down Detectives section of the Core Curriculum book.** (p.5) It will be especially helpful to read through the Deep Down Detectives section of **The Praise Factory Tour: Extended Version Book.** This is a visual way to understand what goes on in the classroom. (A pdf of the book is found in the samples section on the website.)

Look through and Learn the Lesson



Read over **lesson plan.** Practice any **songs or action rhymes** you are using. Choose/make up motions to go with these. Choose less with younger children and more with older preschoolers. **Practice the lesson with the visual aids** and using the Big Question Box/Briefcase.

Read and Rehearse the Bible Story with Pictures



Read the Bible story from the Bible. Read the curriculum version. Practice telling it with the storyboard pictures. (If you have not previously laminated the story pictures, do that now.) Or, rehearse it from the Simple Story Scenes, if you are using those.

Let There Be Music



Download the music and listen to the songs. Choose which of the songs you will use with the children. If using live musicians, make sure they have the sheet music (Appendix A, Core Curriculum book).

Put the Props in Place



1. Prepare your Visual Aids. Put the Big Question, Unit Bible Truths, Bible Truth, Bible Verse, and Listening Assignment signs, as well as the Bible Story script in one side of the Bible folder.
2. Get out your storyboard. If using Simple Story Scenes, put these in your Bible Folder. Or, if using the individual storyboard figures, put all background pictures in place (they have a BG by the number). Put the rest of the storyboard pictures (these have a SB by the number) in order of use in the other side of the Bible folder.
3. Put the DDD Bible Folder as well as the Big Question sign in the Big Question Box/Briefcase and shut it. If your box/briefcase has locks and you want to use the unlocking the box as part of your session, lock it now....but make sure you have the key or know the code first.
4. Prepare the music CD or sheet music or mp3 device for use in your session.

Set Out Free Play Activities



Choose and set up free time activities you will use with the children. Choose a variety of different activities that will be enjoyed by different types of children. Rotate the activities you provide to keep them interesting and fresh to your children. (Suggestions in Appendix D, Core Curriculum books.)

Prepare Any Activities



Choose which (if any) of the Bible Truth games and crafts activities you want to use in the session. Bear in mind your time frame as well as the developmental abilities and attention span of your children as you decide which/how many to prepare. **Look over the Discussion Sheet** and choose a few questions you might use to spark discussion with the children as they do their activities (especially good for ages 3's+). Pray for God to give you opportunities to talk about these things with the children.

Let Them Take It with Them



Make copies of the craft/take home sheets, if you are not already using them as one of your activities. You may also want to make copies of the story (see take-home version of each story included in Appendix C with the other take home resources) to have for parents to use with their children at home. There's a link on each craft/take home sheet to the story, if you don't make hard copies.

Store It



After your session is over, collect the resources and store them for future use. This curriculum can be used over and over for years to come.

Unit 9: Jesus, Immanuel, God with Us

UNIT OVERVIEW

In the beginning, God created the world perfectly. What a wonderful, special closeness people enjoyed with Him! Yes, it was "Perfect Wonderfulness" knowing God and living in His world. It could have stayed that way forever, but it did not. All of this perfection was broken when people disobeyed God. The big Bible word for disobeying God is "sin." When we look around us, we can see the sadness that sin brought into God's good world. So much in this world is not perfect or wonderful anymore! We've lost the special closeness with God, too. Yes, when sin came into the world, it spoiled so many things.

But would all this sin and sadness last forever? People certainly deserved it to. After all, they had turned away from God. Now people deserved His punishment, not His love. But God treats us so much better than we deserve! From the beginning, He had an amazing plan to bring sinful people like us back to Himself. How? He promised to send a Savior. That Savior was Jesus, God's own Son. Jesus lived a perfect life, then He gave it up as the full payment for sins as He suffered and died on the cross. On the third day, Jesus rose from the dead, showing He had really done it! He had beaten sin and death for God's people! We can become God's people, too, when we turn away from our sins and trust in Jesus as our Savior. Then, we will get to know God in our hearts; and one day, we will get to go live with God and enjoy all of His Perfect Wonderfulness forever!

In this unit, we will learn six truths about Jesus, our Savior.

UNIT BIBLE VERSE: 1 Peter 3:18, ESV

"Christ suffered once for sins, the righteous for the unrighteous, that he might bring us to God."

BIG QUESTION UNDER INVESTIGATION: What Did Jesus Come to Do?

ANSWER: Jesus Came to Bring Us to God!

OPTIONAL Big Question 9 INTRODUCTION LESSON (Use Hide 'n' Seek Kids Unit 9 Material)

Story: The Case of the Son Who Came Down *The Gospels*

Bible Verse: 1 Peter 3:18

➔ BIBLE TRUTH 1: He Left His Home in Heaven to Save Us (3 Lessons Available)

Story: The Case of the Lover Who Left It All Behind *Luke 1-2; John 1,6*

Bible Verse: John 6:38

BIBLE TRUTH 2: He Never, Ever Disobeyed God (3 Lessons Available)

The Case of the Man Who Never Said "No" *The Gospels; Hebrews 4*

Bible Verse: Hebrews 4:15

BIBLE TRUTH 3: He Taught about God and Did Amazing Things

(3 Lessons Available)

Story: The Case of the Eyewitness *Luke 4:31ff; 5; 9:28-36; 11:23-24; John 2; 6:16-21; 11*

Bible Verse: John 6:68-69

BIBLE TRUTH 4: He Died on the Cross for the Sins of God's People (3 Lessons Available)

Story: The Case of the Great Price *Matthew 27; Mark 15; Luke 23; John 19*

Bible Verse: Hosea 13:14

BIBLE TRUTH 5: He Rose from the Dead (3 Lessons Available)

Story: The Case of the Unexpected Ending *Matthew 27-28; Mark 15-16; Luke 24; John 20-21*

Bible Verse: Luke 24:5-6

BIBLE TRUTH 6: He Went Up to Rule in Heaven (3 Lessons Available)

Story: The Case of the Fluffy Farewell *Matthew 27-28; Mark 15-16; Luke 23-24; John 19-20; Acts 1*

Bible Verse: Philippians 2:9-11

Deep Down Detectives ESV Songs 9 Track Numbers

This is a listing of all songs mentioned in the unit curriculum. You may or may not choose to use all of the songs. They are listed in easy-reference order--NOT in the order used in the curriculum.

You may choose to simply burn a CD/load them onto an mp3 device in this order. Or, you may want to do what we do: choose the songs we want to use and create a play list of them in that order. Then, we burn a CD/upload the play list onto an mp3 device. A teacher only has to click forward to the next song, instead of hunting for the right track. The track number have been included as part of the title of each song, teachers will still have a reference to the track number listed in the curriculum (same as those listed below), even if you change the order on your customized play list.

SONGS USED EVERY UNIT OF THE CURRICULUM

- 1 The Classroom Song v.1
- 2 The Classroom Song v.2
- 3 The Classroom Song v.3
- 4 The Classroom Song v.4
- 5 Deep Down Detectives Theme Song
- 6 The Classroom Rules Song
- 7 Let's Pray Song
- 8 The Big Question Box Song
- 9 The Bible Chant Song
- 10 ACTS Prayer Song (Short Version)
- 11 ACTS Prayer Song (Full Version)

Why the Extra Songs?

Deep Down Detectives is a curriculum used by a wide age-span of kids. Sometimes one of the other songs is a better fit for your kids. Or, you may simply want to teach them more songs on the same Bible Truth. Use as many or as few as you want.

UNIT 9: JESUS, IMMANUEL, GOD WITH US

- 12 Big Q & A 9 Song
- 13 Big Question 9 Song: What Did Jesus Come to Do?
- 14 Big Question 9 Bible Verse Song: Christ Once Suffered for Sins 1 Peter 3:18, ESV (full version)
- 15 Big Question 9 Bible Verse Song: Christ Once Suffered for Sins 1 Peter 3:18, ESV (short version)
- 16 *Extra Big Question 9 Bible Verse Song: For Christ Suffered Once for Sin 1 Peter 3:18, ESV (other version)*
- 17 *Extra Big Question 9 Bible Verse Song: For God So Loved the World John 3:16, ESV*
- 18 Big Question 9 Hymn: To God Be the Glory, v.1
- 19 Big Question 9 Praise Song: Blessed Be the Name

What Did Jesus Come to Do?

Jesus Came to Bring Us to God...

Bible Truth 1: He Left His Home in Heaven to Save Us

- 20 Bible Verse: Down, Down, Down John 6:38, ESV
- 21 *Extra Bible Verse: The Word Became Flesh John 1:14 NIV 1984*
- 22 *Extra Bible Verse: Your Attitude Should Be Philippians 2:5-8, NIV 1984*

Bible Truth 2: He Never, Ever Disobeyed God

- 23 Bible Verse: Jesus Has Been Tempted Hebrews 4:15, ESV
- 24 *Extra Bible Verse: We Have a Great High Priest: Hebrews 4:14-15, NIV 1984*

Bible Truth 3: He Taught about God and Did Amazing Things

- 25 Bible Verse: Jesus Went Proclaimin' Matthew 4:23, ESV
- 26 *Extra Bible Verse: Lord, to Whom Shall We Go? John 6:68-69, ESV*
- 27 *Extra Bible Verse: Who Is This? Luke 8:25, NIV 1984*
- 28 *Extra Bible Verse: Jesus Said to Them: Matthew 16:15-16, ESV*

Bible Truth 4: He Died on the Cross for His People's Sins

- 29 Bible Verse: I Will Ransom Them Hosea 13:14, HCSB
- 30 *Extra Bible Verse: Blessed Are Those Romans 4:7-8, ESV*

Bible Truth 5: He Rose from the Dead

- 31 Bible Verse: Why Do You Seek? Luke 24:5-6, ESV
- 32 *Extra Bible Verse: I Am the Living One Revelation 1:17-18, ESV*
- 33 *Extra Bible Verse: He Is the Head of the Body Colossians 1:18, ESV*

Bible Truth 6: He Went Up to Rule in Heaven

- 34 Bible Verse: Gone into Heaven 1 Peter 3:21-22, ESV
- 35 *Extra Bible Verse: Jesus Christ Has Gone into Heaven 1 Peter 3:21-22, ESV (other version)*
- 36 *Extra Bible Verse Therefore God Exalted Him Philippians 2:9-11, NIV 1984*

listen to or download songs for free at <https://praisefactory.org>: Deep Down Detectives Music page

Big Question 9, Bible Truth 1 Overview: Key Concepts

P.1

Unit 9: Jesus, Immanuel, God with Us

Unit Big Question (and Answer): What Did Jesus Come to Do? Jesus Came to Bring Us to God!

Unit Bible Verse: "Christ suffered once for sins, the righteous for the unrighteous, that He might bring us to God." 1 Peter 3:18, ESV

Bible Truth 1 Concept: Jesus Came to Bring Us to God... He Left His Home in Heaven to Save Us

Jesus is God's Son. He has always lived in heaven with God, the Father, and God, the Holy Spirit. Life with God, the Father, and God, the Holy Spirit was Perfect Wonderfulness-- the closest, most wonderful love. Jesus was full of the bright shininess of God's glorious goodness. He enjoyed all of the riches of heaven and the praise of all the angels.

But Jesus chose to leave His wonderful home in heaven. He came to earth, born a baby boy. Jesus was still God, just like before; but now He was a human, too. Life as a human wasn't anything like life in heaven. There were so many people who did not love or know God. There was so much sin and death all around Him. Jesus felt the difference inside of Himself, too. He had never known any limits in heaven, as God, the Son. But this human body He had was so weak and small. It needed sleep. It got cold and hungry and thirsty. Yes, life on earth was so very different than life in heaven.

So, why DID Jesus choose to leave behind all the wonderful things of heaven and come to earth? Because God loved us and wanted to save us. Only Jesus' perfect life could be the full payment for our sins. Only He could make the way for us to become God's dearly-loved people. Jesus knew this. He wanted to fulfill His Father's amazing plan. So, Jesus came. He suffered and died on the cross. On the third day, He rose from the dead in victory. Jesus had saved God's people! And by doing this very difficult and very painful thing for us, Jesus also showed to the whole world just how very deep is God's love for His people. We, too, can become God's people when we turn away from our sins and trust in Jesus, this wonderful Savior, ourselves.

Bible Truth 1 Bible Verse: John 6:38, ESV

"For I have come down from heaven, not to do my own will but the will of him who sent me."

Learn a Little: "I have come from heaven... to do the will of him who sent me."

Meaning

Jesus left His wonderful home in heaven to live on earth. Why? To carry out God's amazing plan. What was that plan? To save His sinful people from their sins so they could know Him and enjoy Him forever! What an amazing plan! What a wonderful God! Let's praise Him right now!

Bible Truth 1 ACTS Prayer

- A** Jesus, we praise You for choosing to leave the Perfect Wonderfulness of heaven to be our Savior. You came to bring us to God.
- C** Jesus, we are all sinners who deserve God's punishment. We could never be God's people on our own. Only You could bring us to God.
- T** Thank You, Jesus, for dying on the cross to save all who turn away from their sins and trust in You as their Savior.
- S** Work in our hearts. Help us to turn away from our sins. Help us to trust in You as our Savior. Help us to tell others about You. In Jesus' name, we pray, Amen.

Bible Truth 1 Story

The Case of the Lover Who Left It All Behind

Luke 1-2; John 1,6

Big Question 9, Bible Truth 1 Overview: Key Concepts**p.2****Songs Used in Bible Truth 1**

Big Q & A 9 Song

Big Question 9 Song: What Did Jesus Come to Do?

Big Question 9 Bible Verse Song: Christ Once Suffered for Sins 1 Peter 3:18, ESV

Extra Big Question 9 Bible Verse Song: For Christ Suffered Once for Sin

Extra Big Question 9 Bible Verse Song: For God So Loved the World John 3:16, ESV

Big Question 9 Hymn: To God Be the Glory, v.1

Big Question 9 Praise Song: Blessed Be the Name

Bible Truth 1 Bible Verse: Down, Down, Down John 6:38, ESV

Extra Bible Truth 1 Bible Verse: The Word Became Flesh John 1:14 NIV 1984

Extra Bible Truth 1 Bible Verse: Your Attitude Should Be Philippians 2:5-8, NIV 1984

listen to or download songs for free at <https://praisefactory.org>: Deep Down Detectives Music page

Lesson Plan: Big Question 9, Bible Truth 1

use with all THREE lessons

p.1**1. GETTING STARTED**

= follow the stars for a short & simple lesson plan

Intake	
Activity Ideas	Choose one of these open-ended activities to include children as they join the class:
Free Play Time <i>suggestions in Appendix D</i>	Offer your own or some of the easy-to-make, free play activities suggested in Appendix D.
OR Sing-along Music Time <i>lyrics and sheet music, Appendix A</i> <i>listen to or download songs for free at https://praisefactory.org/Deep Down Detectives Music page</i>	<p>Music from Deep Down Detectives (DDD) ESV Songs 9:</p> <p>Big Q & A 9 Song DDD ESV Songs 9, track 12</p> <p>Big Question 9 Song DDD ESV Songs 9, track 13</p> <p>Big Question 9 (Unit) Bible Verse Song:</p> <p>Christ Once Suffered for Sins 1 Peter 3:18, ESV (full version) DDD ESV Songs 9, track 14</p> <p>Big Question 9 (Unit) Bible Verse Song:</p> <p>Christ Once Suffered for Sins 1 Peter 3:18, ESV (short version) DDD ESV Songs 9, track 15</p> <p>Extra Big Question 9 (Unit) Bible Verse Song:</p> <p>For Christ Suffered Once for Sin 1 Peter 3:18, ESV (version 2) DDD ESV Songs 9, track 16</p> <p>Extra Big Question 9 (Unit) Bible Verse Song:</p> <p>For God So Loved the World John 3:16, ESV DDD ESV Songs 9, track 17</p> <p>Big Question 9 Hymn:</p> <p>To God Be the Glory, v.1 DDD ESV Songs 9, track 18</p> <p>Big Question 9 Praise Song:</p> <p>Blessed Be the Name DDD ESV Songs 9, track 19</p> <p>Bible Truth 1 Bible Verse Song:</p> <p>Down, Down, Down John 6:38, ESV DDD ESV Songs 9, track 20</p> <p>Bible Truth 1 Extra Bible Verse Song:</p> <p>The Word Became Flesh John 1:14 NIV 1984 DDD ESV Songs 9, track 21</p> <p>Bible Truth 1 Extra Bible Verse Song:</p> <p>Your Attitude Should Be Philippians 2:5-8, NIV 1984 DDD ESV Songs 9, track 22</p> <p>Add more fun to Sing-along Music Time by adding a Music, Movement & Memory Activity. These activities are listed on p.10 of this lesson plan with the Response Activities. Instructions found in Appendix B.</p>
OR Bible Verse Memory Game <i>instructions found in Appendix B</i>	<p>Lesson 1 Game: Roll 'n' Toss</p> <p>Lesson 2 Game: Block Clapping</p> <p>Lesson 3 Game: Meet, Greet and Keep It Up</p> <p>These activities are also included on p.10 of this lesson plan with the Response Activities.</p>
2. OPENING CIRCLE TIME (introduce the Bible Truth and tell the related Bible story)	
Gathering the Children <i>lyrics and sheet music, Appendix A</i>	<p>Sing verse 1 of The Classroom Song to gather the children for Circle Time.</p> <p>The Classroom Song, verse 1 DDD ESV Songs 9, track 1</p> <p>Let's gather together to worship God, Let's gather together to worship God, Let's gather together to worship God, Come gather here with me!</p>
Welcome to Deep Down Detectives	"Welcome to Deep Down Detectives. We're so glad you've joined us! Detectives are people who look for answers to questions. In Deep Down Detectives, we look for answers to big questions about God. We dig deep down in the truths of God's Word to find them."

2. OPENING CIRCLE TIME, continued

= follow the stars for a short & simple lesson plan

<p>Deep Down Detectives Theme Song</p> <p><i>lyrics and sheet music, Appendix A</i></p>	<p>"Let's sing our Deep Down Detectives Theme Song."</p> <p> Deep Down Detectives Theme Song DDD ESV Songs 9, track 5</p> <p>We're Deep Down Detectives, diggin' deep in God's Word, For truths about God and His plans for this world, We're seeking to love Him, with all of our heart, We're Deep Down Detectives! Come on! Let's start!</p>
<p>Classroom Rules Song</p> <p><i>lyrics and sheet music, Appendix A</i></p>	<p>There are two very important things that Deep Down Detectives do together: we worship God and we love one another. Our Classroom Rules Song reminds us how we should act. Let's sing it."</p> <p>Classroom Rules Song DDD ESV Songs 9, track 6</p> <p>Shh, be quiet while someone is talking, Raise your hand, if you have something to say, Don't touch your friend, sitting beside you, Obey your teachers, Be kind as you play. These are our classroom rules, These are our classroom rules, They help us worship God and love one another, These are our classroom rules.</p>
<p>Opening Prayer Time</p> <p><i>lyrics and sheet music, Appendix A</i></p>	<p>"Children, we need God's help to keep these rules. Let's ask Him to help us right now. Let's get ready and pray."</p> <p>Let's Pray DDD ESV Songs 9, track 7</p> <p>1-2-3! Fold your hands, Bow your head, Close your eyes. Let's pray! <i>(repeat)</i></p> <p>"Let's pray:"</p> <p> Opening Prayer</p> <p>Dear Lord, We're so glad to get to gather together to worship You! Please help us keep the classroom rules. Please help us to love You and learn about You today. In Jesus' name we pray. Amen.</p>

Lesson Plan: Big Question 9, Bible Truth 1 use with all THREE lessons**p.3****2. OPENING CIRCLE TIME, continued**

= follow the stars for a short & simple lesson plan

Reveal the Big Question**Introduce the Big Question Box/Briefcase**

lyrics and sheet music,
Appendix A

"Detectives INVESTIGATE things. That means they ask questions and look for answers. Deep Down Detectives investigate big questions about God. The Big Question we are investigating today is right inside our Big Question Box/Briefcase.

The Big Question Box Song

DDD ESV Songs 9, track 8

We've got a big box,
All closed up and locked,
Filled with the truths of God's Word.

We've got a brief case,
There's no time to waste,
Come on, kids, let's open it up!

The Big Question under Investigation

VISUAL take out
AID



of BQB

Big Question &
Answer Sign, front side

*found in the DDD Unit 9
Visual Aids, ESV Book

Ok, who would like to open for me and pull out the Big Question?"

Choose a child to open the box/briefcase, take out the Big Question and hand it to you, then hold up the Big Question sign for all the children to see, and say:



The Big Question we are investigating today is Big Question Number 9:

What Did Jesus Come to Do?

and the Answer is:

Jesus Came to Bring Us to God!**Big Question Meaning**

In the beginning, God created the world perfectly. What a wonderful, special closeness people enjoyed with Him! Yes, it was "Perfect Wonderfulness" knowing God and living in His world. It could have stayed that way forever, but it did not. All of this perfection was broken when people disobeyed God. The big Bible word for disobeying God is "sin."

When we look around us, we can see the sadness that sin brought into God's good world. So much in this world is not perfect or wonderful anymore! We've lost the special closeness with God, too. Yes, when sin came into the world, it spoiled so many things.

But would all this sin and sadness last forever? People certainly deserved it to. After all, they had turned away from God. Now people deserved His punishment, not His love.

But God treats us so much better than we deserve! From the beginning, He had an amazing plan to bring sinful people like us back to Himself. How? He promised to send a Savior. That Savior was Jesus, God's own Son. Jesus lived a perfect life, then He gave it up as the full payment for sins as He suffered and died on the cross. On the third day, Jesus rose from the dead, showing He had really done it! He had beaten sin and death for God's people! We can become God's people, too, when we turn away from our sins and trust in Jesus as our Savior. Then, we will get to know God in our hearts; and one day, we will get to go live with God and enjoy all of His Perfect Wonderfulness forever!

Big Question Songs

"Let's sing our Big Question Song:

Big Q & A 9 Song**Big Q & A 9 Song**

DDD ESV Songs 9, track 12

(adapted version of "This Old Man")

lyrics and sheet music,
Appendix A

What did Jesus come to do?
What did Jesus come to do?
Jesus came to bring us to God.
That's what Jesus came to do!

2. OPENING CIRCLE TIME, continued

= follow the stars for a short & simple lesson plan

**Learning about
the Big Question
(use one or both)***Repeat the Big Question and Answer again:***"What Did Jesus Come to Do? Jesus Came to Bring Us to God!"***Say: "Hmmm, I wonder what that means... Let's do our action rhyme (or sing our song) that explains it."**Then do the action rhyme or sing the song using any of the optional motions suggested, if desired.***Big Question
Action Rhyme****Big Question 9 Action Rhyme****(POSSIBLE ACTIONS)***You and me, we disobey God,
That's very, very bad!
We all deserve God's punishment.
That's very, very sad!**point out to someone else; point to yourself
Shake your head sideways, slowly a couple of
times, making a disapproving face
Stretch out our arms wide for "all"
Make sad face**But God loved us so very much,
That He sent His Son, Jesus,
To save us and take away
all of our sins,
So we could be friends
with God again!**put your hand on your heart

make a cross using your index fingers

clap and cheer for this good news!***Big Question
(Action Rhyme)
Song***lyrics and sheet music,
Appendix A***Big Question 9 (Action Rhyme) Song***DDD ESV Songs 9, track 13***Refrain***What did Jesus come to do?
Jesus came to bring us to God.
What did Jesus come to do?
Jesus came to bring us to God.***(POSSIBLE ACTIONS)***point up to heaven***Verse 1***In the beginning, people enjoyed
Perfect fellowship with God.
But they disobeyed, their fellowship lost.
Would things always stay this way? Refrain**smile and hug yourself**shake head "no" and wag index
side to side, disapprovingly***Verse 2***At just the right time,
God sent His Son to pay for His people's sins,
He offered His life, the perfect sacrifice,
Gave them fellowship with God again. Refrain**make a cross using your index
finger**smile and hug yourself***Verse 3***On the third day, Jesus rose from the grave,
Then He went back home to heav'n.
Now all who repent and believe in Him,
Can know God forever. Refrain**hold up three fingers
make rise motion with your hands
point up to heaven*

Lesson Plan: Big Question 9, Bible Truth 1

use with all THREE lessons

p.5**2. OPENING CIRCLE TIME, continued**

= follow the stars for a short & simple lesson plan

Learning the Bible Truth

VISUAL take out

AID

#2

of BQB

VISUAL AID

All the Bible Truths Sign

★ "Jesus Came to Bring Us to God" is a good beginning, but there's so more to learn. So it's time for us to dig down even deeper for more answers to our Big Question about God. We're going to be learning **SIX** Bible truths that all tell us more about Jesus.

Who would like to hand me the picture with our six Bible truths on it? It's in the Big Question Box/Briefcase." *Choose a child to get it and hand it to you, then hold it up and show them the pictures of the six truths they will be learning.*

After everyone has had a good look, say...

Bible Truth Clue

VISUAL take out

AID

#3

of BQB

Bible Truth Clue Sign,
front side
VISUAL AID

"Ok, now let's look at our Bible Truth Clue sign and see if we can figure out which of these six truths we will be learning about today. Who would like to get it out of the Big Question Briefcase for me?"

Choose a child to open the briefcase, take out the Bible Truth Clue sign and hand it to you. Hold up the front side for the children to see. Cover up the answer, written along the bottom, and say:

"What Did Jesus Come to Do?**Jesus Came to Bring Us to God!****He Left His Home in ???? to Save Us!"**

We're missing one word. Here's the hint to what the missing word is. It says: "Jesus' home is where the angels live. It starts with an "h" and it rhymes with "seven."

Can you guess? It's "heaven."

So the Bible Truth we are learning today is:

(uncover answer from bottom of sign, show it to them and say:)

★ **"What Did Jesus Come to Do?****Jesus Came to Bring Us to God!****He Left His Home in Heaven to Save Us!"**

And here is what this Bible Truth means: *(read the meaning off of the back of the sign, say:)*

Bible Truth Meaning

★ Jesus is God's Son. He has always lived in heaven with God, the Father, and God, the Holy Spirit. Life with God, the Father, and God, the Holy Spirit was Perfect Wonderfulness-- the closest, most wonderful love. Jesus was full of the bright shininess of God's glorious goodness. He enjoyed all of the riches of heaven and the praise of all the angels.

But Jesus chose to leave His wonderful home in heaven. He came to earth, born a baby boy. Jesus was still God, just like before; but now He was a human, too. Life as a human wasn't anything like life in heaven. There were so many people who did not love or know God. There was so much sin and death all around Him. Jesus felt the difference inside of Himself, too. He had never known any limits in heaven, as God, the Son. But this human body He had was so weak and small. It needed sleep. It got cold and hungry and thirsty. Yes, life on earth was so very different than life in heaven.

So, why DID Jesus choose to leave behind all the wonderful things of heaven and come to earth? Because God loved us and wanted to save us. Only Jesus' perfect life could be the full payment for our sins. Only He could make the way for us to become God's dearly-loved people. Jesus knew this. He wanted to fulfill His Father's amazing plan. So, Jesus came. He suffered and died on the cross. On the third day, He rose from the dead in victory. Jesus had saved God's people! And by doing this very difficult and very painful thing for us, Jesus also showed to the whole world just how very deep is God's love for His people. We, too, can become God's people when we turn away from our sins and trust in Jesus, this wonderful Savior, ourselves.

Lesson Plan: Big Question 9, Bible Truth 1 use with all THREE lessons**p.6****2. OPENING CIRCLE TIME, continued**

= follow the stars for a short & simple lesson plan

Learning the Bible Verse**The Bible Chant Song**lyrics and sheet music,
Appendix A

"And how do I know this is true? God tells me so in His special book, the Bible."

Say or sing the Bible Chant Song.

The Bible Chant Song

DDD ESV Songs 9, track 9

The Bible, the Bible,
Let's get out the Bible.
Let's hear what God has to say.
The Bible, the Bible,
God's given us the Bible.
It's His Word for us to learn and obey! Yay!

Bible VerseDDD 9.1 Bible Verse-front
side (in the DDD Bible folder)VISUAL
AID

#4

Place
verse in
take out
DDD Bible
Folder
of BQB*found in the DDD Unit 9
Visual Aids, ESV Book

"Who would like to get our Bible folder out of the Big Question Briefcase for me?"

Choose a child to open the briefcase, take out the "Bible" folder and hand it to you. Remove the Bible Verse Picture from the "Bible" folder and hold it up for all the children to see, then say:

John 6:38 tells us:

★ **John 6:38, ESV**

"For I have come down from heaven, not to do my own will but the will of him who sent me."

Learn a Little: "For I have come from heaven... to do the will of him who sent me."**Bible Verse Meaning**★ **What does that mean?**

Jesus left His wonderful home in heaven to live on earth. Why? To carry out God's amazing plan. What was that plan? To save His sinful people from their sins so they could know Him and enjoy Him forever! What an amazing plan! What a wonderful God! Let's praise Him right now!

2. OPENING CIRCLE TIME, continued



= follow the stars for a short & simple lesson plan

Bible Verse
Song

lyrics and sheet music,
Appendix A

You might also enjoy:

The Word Became Flesh:
John 1:14, NIV 1984
DDD ESV Songs 9, track 21

Your Attitude Should Be:
Philippians 2:5-8, NIV 1984
DDD ESV Songs 9, track 22

We've said our Bible verse, now let's sing it!

Down, Down, Down: John 6:38

DDD ESV Songs 9, track 20

Down, down, down,
I have come down,
Down, down, down,
I have come down.
I've come down from heaven,
Not to do my own will,
But the will of him,
Of him, who sent me. (Repeat)
John Six, thirty-eight.





Lesson Plan: Big Question 9, Bible Truth 1

use with all THREE lessons

p.8

2. OPENING CIRCLE TIME, continued

= follow the stars for a short & simple lesson plan

Getting into the Case	<p>"Now it's time to do a bit more deep down investigating. Let's see what Detective Dan wants us to help him figure out. Would someone like to get it out for me?"</p>
Listening Assignments <div> <div>Place in</div> <div>take out</div> <div>   </div> <div>of BQB</div> </div>	<p>NOTE: Listening assignments are most suitable for ages 3+. Skip straight to the Bible story (see bottom of this page), if working with 2 year olds.</p> <p>"Let's open up our listening assignment and see what we are supposed to figure out today.</p> <p><i>Choose a child to take out the Listening Assignment (from the DDD Bible Folder) and hand it to you. Read Detective Dan's letter to the children that includes the listening assignment. The listening assignments are summarized below:</i></p>
<div> <div>VISUAL AID</div> <div>#5</div> <div>DDD Unit 9 Visual Aids, ESV</div> </div>	<p><u>Detective Dan's Lesson #1 Listening Assignment:</u></p> <p>I need to find out:</p> <ol style="list-style-type: none"> 1. Who was the lover? Whom did He love? 2. What did He leave behind, and why?
<div> <div>VISUAL AID</div> <div>#6</div> <div>DDD Unit 9 Visual Aids, ESV</div> </div>	<p><u>Detective Dan's Lesson #2 Listening Assignment:</u></p> <p>Our Bible Verse is John 6:38: "For I have come down from heaven, not to do my own will but the will of him who sent me."</p> <p>I need to find out:</p> <ol style="list-style-type: none"> 1. Whose will (plan) did Jesus come down from heaven to do? 2. What was the plan, and did Jesus do it?
<div> <div>VISUAL AID</div> <div>#7A,B,C</div> <div> <i>*Listening Assignment #3 includes the Assignment Sheet, plus 6 clue pictures*</i> </div> <div>DDD Unit 9 Visual Aids, ESV</div> </div>	<p><u>Detective Dan's Lesson #3 Listening Assignment:</u></p> <p>I found six clues, but only 4 of them are in the story.</p> <p>Our six clues were: a tulip, a fish, a crown, a book, a woman named Mary, and a sailboat.</p> <p><i>Hold each of them up for the children to see as you identify them.</i></p> <p>I need to figure out:</p> <ol style="list-style-type: none"> 1. Which four belong in the story and which two don't? 2. What did the people ask Jesus to give them? What did He give them instead?
<p>Tell the Bible Story</p> <div> <div>Place story & pics in</div> <div>take out</div> <div>   </div> <div>of BQB</div> </div> <p>DDD Unit 9 Visual Aids, ESV</p> <p>Story text included in this book right after this lesson plan and in Visual Aids book</p>	<p>Then say, "Ok, Deep Down Detectives! Put on your best listening ears and see if you can hear the answers to Detective Dan's questions. When I finish telling the story, we will see if we can answer all the questions."</p> <p>Bible Story: The Case of the Lover Who Left It All Behind</p> <p><i>Luke 1-2; John 1,6</i></p> <p><i>Read the Bible Truth story, putting up the storyboard pictures/using Story Scenes as you tell it. Then, have the children answer the listening assignment. Present the gospel and lead in prayer.</i></p> <p><i>*Answers to questions; the gospel; and, ACTS prayer are included with the story text.*</i></p>

Lesson Plan: Big Question 9, Bible Truth 1

use with all THREE lessons

p.9**2. OPENING CIRCLE TIME, continued**

= follow the stars for a short & simple lesson plan

<p>Story Response Song(s)</p> <p>Hymn</p> <p><i>lyrics and sheet music, Appendix A</i></p>	<p><i>As attention span and time allow, you might want to end with one of the following songs which also tie in with the unit. If desired, use the Music and Movement activity ideas while singing (listed with the Response Activities).</i></p> <p>To God Be the Glory <i>DDD ESV Songs 9, track 18</i></p> <p>Verse 1</p> <p>To God be the glory, great things He hath done; So loved He the world that He gave us His Son. Who yielded His life, an atonement for sin, And opened the lifegate that all may go in.</p> <p>Tie-in: Children, oh what great things God has done for us! He sent Jesus to save us from our sins so we can be friends with God! Let's tell Him how great He is! Let's give God glory!</p>
<p>Praise Song</p> <p><i>lyrics and sheet music, Appendix A</i></p>	<p>Praise Song: Blessed Be the Name <i>DDD ESV Songs 9, track 19</i></p> <p>Blessed be the name, Blessed be the name, Blessed be the name of the Lord; Blessed be the name, Blessed be the name, Blessed be the name of the Lord.</p> <p>Tie-in: "Children, how wonderful, how blessed is the name of Jesus! He came to take the punishment for disobeying for EVERYONE who says sorry to God, turns away from disobeying Him, and trusts in Jesus to save them. Let's praise! Let's bless His name, the Lord Jesus!"</p>

3. TAKING ACTION: Response Activities *(choose from among these activities)*


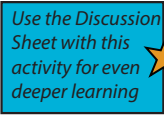

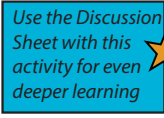

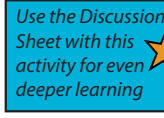


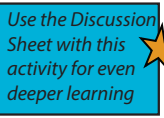

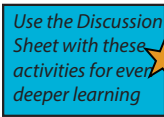

<p>Transition to Activities</p>	<p> Well, Deep Down Detectives, you've done a great job diggin' deep down for answers in the truths of God's Word. Now it's time to enjoy some activities."</p> <p><i>Tell children what activity/s you are providing for them: either free play or some of the response activities listed below. When you are ready to dismiss them, use this song to help the children transition in an orderly fashion to their next activity.</i></p>
<p>Classroom Song, verse 2</p> <p><i>lyrics and sheet music, Appendix A</i></p>	<p>"Children, let's sing our Time to Play Song. When we are finished you may get up and walk over to our next activity."</p> <p>Classroom Song, verse 2 <i>DDD ESV Songs 9, track 2</i></p> <p>We've gathered together to worship God, We've gathered together to worship God, And now it's time to play.</p> <p><i>Dismiss the children to whatever activities you have prepared for them to do.</i></p>

Lesson Plan: Big Question 9, Bible Truth 1

use with all THREE lessons

p.10**3. TAKING ACTION: Response Activities** (choose from among these activities)




= short & simple lesson plan

Response Activities	Choose one or more activities appropriate for your children, based on classroom time and developmental needs. Add the Discussion Sheet to any activity for deeper learning. 
Bible Verse Memory Game <i>game directions, Appendix B</i>	<p>Though listed with the opening activities, you may choose to use this Bible verse game here instead (or as a repeat).</p> <ul style="list-style-type: none"> Lesson 1 Game: Roll 'n' Toss Lesson 2 Game: Block Clapping Lesson 3 Game: Meet, Greet and Keep It Up <div>   </div> <p>Discussion Questions</p>
Music, Movement & Memory Activity <i>game directions, Appendix B</i>	<p>A music activity that uses the songs from the Bible Truth and Big Question unit.</p> <ul style="list-style-type: none"> DDD Songs for this Bible Truth, plus: Lesson 1 Activity: Musical Squares Lesson 2 Activity: Thumping Drums Lesson 3 Activity: Say, Spring Up and Shout <div>   </div> <p>Discussion Questions</p>
Bible Story Review Game <i>game directions, Appendix B</i>	<p>A game that uses the storyboard pictures from the story to review the story.</p> <ul style="list-style-type: none"> Lesson 1 Game: Treasure Hunt Lesson 2 Game: Look Who's Coming Down the Tracks Lesson 3 Game: Can You Remember? <div>   </div> <p>Discussion Questions</p>
Coloring Pages/ Take Home Sheets <i>in Appendix C</i> 	<p>A coloring page related to the lesson assignment question is provided for each lesson. On the back of each are the key concepts, a few questions and a song for parents to use with their children.</p> <p>NOTE: Upgrade your coloring sheet to a more interesting craft by offering simple embellishments, such as jiggly eyes, craft sand, glitter, glitter glue, colored paper dots (made with a hole punch), fabric scraps, etc. Make cut-to-size glued-on clothes, hair, etc for characters by using a copy of the coloring sheet, cutting out the selected portions and making them the patterns for whatever you want to cut out of fabric, paper, foil, etc.</p> <ul style="list-style-type: none"> Lesson 1 Coloring Sheet Emphasis: Bible Truth Lesson 2 Coloring Sheet Emphasis: Bible Verse Lesson 3 Coloring Sheet Emphasis: ACTS Prayer <div>   </div> <p>Discussion Questions</p>
Extra Crafts: Big Question Craft <i>in Appendix C</i> Bible Verse Craft <i>in Appendix C</i> Bible Story Puzzle <i>in Appendix C</i>	<p>These crafts are slightly more complex than the coloring/take home sheets:</p> <p>The Bible Concept Go-and-Tell Craft is a craft that summarizes the Bible concept and includes the Bible verse is included for those desiring more than a coloring sheet. This more complex craft will involve gluing, sticking, etc. Can be used at any time.</p> <p>The Bible Story Coloring Sheet provides a tie in between the Bible story and the Bible truth they are learning.</p> <p>The Storyboard Picture Placement Page has been made into a puzzle that can be cut out and re-assembled by the children. This provides a nice summary of the story.</p> <div>   </div> <p>Discussion Questions</p>
Free Play Activities <i>ideas in Appendix D</i>	<p>Offer your own or some of the easy-to-make, free play activities suggested in Appendix D.</p>

Lesson Plan: Big Question 9, Bible Truth 1

use with all THREE lessons

p.11**4. CLOSING CIRCLE TIME** *(End-of-session activities for the last 5-10 minutes of class time)* = short & simple lesson plan

<p>Transition to Closing Circle</p> <p>Classroom Song, verse 3</p> <p><i>lyrics and sheet music, Appendix A</i></p>	<p><i>Use this song to help the children transition in an orderly fashion. Start singing this song and ask the children to gather with you for Closing Circle Time.</i></p> <p>Classroom Song, verse 3 <i>DDD ESV Songs 9, track 3</i></p> <p>It's time to get ready to go and tell, It's time to get ready to go and tell, Come gather here with me.</p>
<p>Closing Circle Time</p> <p>Classroom Song, verse 4</p> <p><i>lyrics and sheet music, Appendix A</i></p>	<p><i>When children are settled in the circle, say:</i></p> <p>"It's almost time for your parents to come pick you up. And do you know what that means? It means.... (draw this out to build anticipation and excitement)...that it's almost time to go home and....it's almost time to...Go and Tell! We have learned some big news about God today. God wants us to take and tell it to the whole world!"</p> <p>Classroom Song, verse 4 <i>DDD ESV Songs 9, track 4</i></p> <p>So what's our big news to go and tell, So what's our big news to go and tell, Can you tell me now?</p>
<p>Big News to Tell</p> <p>Big Question 9</p> <p><i>VISUAL AID</i></p> <p></p> <p><i>*found in the DDD Unit 9 Visual Aids, ESV Book</i></p> <p><i>lyrics and sheet music, Appendix A</i></p> <p>Big Question 9, Bible Truth 1</p> <p><i>VISUAL AID</i></p> <p></p>	<p>"Let's see....there's so much big news to tell! There's so much we've learned!</p> <p>First of all, can you tell me the answer to our Big Question: "What Did Jesus Come to Do?" Hold up the Bible Truth Clue Picture.</p> <p>Say the answer with me: "Jesus Came to Bring Us to God!"</p> <p><i>(If desired, you can sing one/both of the Big Question songs.)</i> <i>DDD ESV Songs 9, tracks 12,13</i></p> <p>And what's one way He does this? What did we learn? <i>Point to the picture.</i></p> <p>He Left His Home in Heaven to Save Us!</p> <p>"And how do I know this is true? Can you tell me?"</p>
<p>Big Question 9 Bible Truth 1 Bible Verse</p> <p><i>VISUAL AID</i></p> <p></p> <p><i>*found in the DDD Unit 9 Visual Aids, ESV Book</i></p> <p><i>lyrics and sheet music, Appendix A</i></p>	<p>Say it with me: "The Bible tells me so!" That's right!</p> <p>We learned: John 6:38:</p> <p>"For I have come down from heaven, not to do my own will but the will of him who sent me."</p> <p>Learn a Little: "For I have come from heaven... to do the will of him who sent me."</p> <p>Jesus left His wonderful home in heaven to live on earth. Why? To carry out God's amazing plan. What was that plan? To save His sinful people from their sins so they could know Him and enjoy Him forever! What an amazing plan! What a wonderful God! Let's praise Him right now!</p> <p><i>(If desired, you can sing the Bible verse song.)</i> <i>DDD ESV Songs 9, track 20</i></p>

Lesson Plan: Big Question 9, Bible Truth 1

use with all THREE lessons

p.12**4. CLOSING CIRCLE TIME, continued**

= follow the stars for a short & simple lesson plan

Closing ACTS Prayer Time ACTS Prayer Chant <i>lyrics and sheet music, Appendix A</i>	<p><i>Let's ask God to help us to remember this and even tell others this good news. Let's get ready and pray our ACTS prayer.</i></p> <p><i>And what does ACTS mean? Let's sing/say our ACTS Prayer Chant!</i></p> <p>ACTS Prayer Chant Song <i>DDD ESV Songs 9, tracks 10,11</i></p> <p>A, Adoration, God, we praise You! C, Confession, Forgive us our sins. T, Thanksgiving, Thank You for Jesus, S, Supplication, Help us to live like Him.</p> <p style="text-align: right;">That's the ACTS prayer, my friend, Bow your head, Close your eyes, Shhh, Let's begin.</p>
Closing ACTS Prayer	<p>"Let's pray!"</p> <p><i>Lead the children in the ACTS prayer for this Bible Truth.</i></p> <p>A Jesus, we praise You for choosing to leave the Perfect Wonderfulness of heaven to be our Savior. You came to bring us to God.</p> <p>C Jesus, we are all sinners who deserve God's punishment. We could never be God's people on our own. Only You could bring us to God.</p> <p>T Thank You, Jesus, for dying on the cross to save all who turn away from their sins and trust in You as their Savior.</p> <p>S Work in our hearts. Help us to turn away from our sins. Help us to trust in You as our Savior. Help us to tell others about You.</p> <p>In Jesus' name, we pray, Amen.</p>
5. TAKING IT HOME <i>(Take Home Sheet)</i>	
Clean up and Dismissal ★	<p>"Now it's time to work together and clean up." <i>Have the children join you in cleaning up the room.</i></p>
Coloring Pages/ Take Home Sheets ★ <i>in Appendix C</i>	<p><i>Give out the craft/take home sheet and any other papers from the session, as you dismiss children from class.</i></p> <p><i>(Reminder: The back side of the coloring page is the take home sheet for each lesson.)</i></p>
Bible Story to Take-Home <i>in Appendix C</i>	<p>You may also want to include a copy of the story along with the take home sheet. (However, each coloring sheet/take home sheet includes a note to parents telling where they can download the story from the Parent Resources section on the website.</p>

Bible Story for Big Question 9, Bible Truth 1 use with all THREE lessonsPlace
story in

take out

P.1**The Case of the Lover Who Left It All Behind***Luke 1-2; John 1,6*

of BQB

Story-telling Tips

Ahead of time:

1. Read the Bible verses and story. Pray!
2. Choose story action cues and/or prepare storyboard figures, if using. (Included in Visual Aids book)
3. Practice telling story with the storyboard pictures, timing your presentation. Shorten, if necessary.

During your presentation:

1. Maintain as much eye contact as possible as you tell the story.
2. Put up storyboard figures/add story action cues as you tell the story. Allow the children to help you put them on the board, if desired.
3. Include the children in your story with a few questions about what they think will happen or words/concepts that might be new to them.
4. Watch the kids for signs that their attention span has been reached. Shorten, if necessary.

INTRODUCTION/ LISTENING ASSIGNMENTS

"Our story is called: The Case of the Lover Who Left It All Behind. Here is your listening assignment." Read from Detective Dan's Listening Assignment signs, but questions are summarized below:

Detective Dan's Lesson #1 Listening Assignment:

I need to find out:

1. Who was the lover? Whom did He love?
2. What did He leave behind, and why?

Detective Dan's Lesson #2 Listening Assignment:

Our Bible Verse is John 6:38: "For I have come down from heaven, not to do my own will but the will of him who sent me."

I need to find out:

1. Whose will (plan) did Jesus come down from heaven to do?
2. What was the plan, and did Jesus do it?

Detective Dan's Lesson #3 Listening Assignment:

I found six clues, but only 4 of them are in the story.

Our six clues were: a tulip, a fish, a crown, a book, a woman named Mary, and a sailboat.

Hold each of them up for the children to see as you identify them.

I need to figure out:

1. Which four belong in the story and which two don't?
2. What did the people ask Jesus to give them? What did He give them instead?

Read the assignment questions, THEN SAY,

"Ok, Deep Down Detectives! Put on your best listening ears and see if you can hear the answers to Detective Dan's questions. When I finish telling the story, we will see if we can answer all the questions."

Read the Bible Truth story, answer questions, present the gospel and lead in prayer.

Answers to questions; the gospel; and, ACTS prayer are included with the story text.

Bible Story for Big Question 9, Bible Truth 1 use with all THREE lessons**P.2****The Case of the Lover Who Left It All Behind** *Luke 1-2; John 1,6**Story with lines separating paragraphs (text in bold, optional interaction cues in italics)*

On one, special night, baby Jesus was born to Mary. Jesus cried like other babies. He was hungry like other babies. He needed his mother to care for him like other babies, too. Yes, in many ways Jesus was just like us.

But there were some things that were very different about baby Jesus, too. Jesus wasn't ONLY human like we are. He didn't have a man for a father like we do. Jesus was GOD's Son! And what had God's Son come to do? The angel told the shepherds on the night Jesus was born. Do you remember what he said?

Do you know?

"A Savior has been born to you; the Messiah, the Lord," the angel said. This was God's Son, the Messiah, come to save God's people!

And what's more, Jesus didn't just begin His life as a baby, like you and I did. No! Jesus had always been alive. He had always been enjoying the Perfect Wonderfulness of love and fellowship with God, His Father, and God, the Holy Spirit. And oh, how perfect and wonderful that life was! It was the kind of life no one would ever want to leave.

But Jesus DID leave that Perfect Wonderfulness. Not because He was bored or didn't like it anymore. Jesus left it because He was going to carry out God's great plan. Can you remember what that plan was?

Can you remember?

It was to save people from their sins so they could be God's dearly-loved people and enjoy Him forever. Yes, it was for love of God, His Father... and for love of us, that Jesus left His home in heaven to come to earth and be born a baby.

Jesus was born a baby, but He didn't stay that way. Up, up, up, He grew, just like we do.

And when Jesus had grown up to be a full-grown man, it was time for Him to TEACH people about God and to TELL them why God had sent Him. It was time to SHOW them by God's amazing power that He really was God's Son, sent to save them.

So, off went Jesus and His disciples. Up to the fish town of Capernaum by the Sea of Galilee. Down to the big city of Jerusalem. And even out, over, and away, to some of the cities of Israel's enemies. And everywhere Jesus went, He TAUGHT the people about God and TOLD them why God had sent Him. He SHOWED them by God's amazing power that He was God's Son, sent to save them.

As Jesus spoke about God, people wanted to hear more that He had to say. And as Jesus did amazing things by God's power, people wanted to see Him do even more. No one had ever heard someone teach about God like Jesus did, or ever seen someone do the amazing things He did by God's power.

Bible Story for Big Question 9, Bible Truth 1

use with all THREE lessons

P.3*Story with lines separating paragraphs (text in bold, optional interaction cues in italics)*

News about Jesus spread quickly. Soon big crowds followed Him. One day, a huge crowd sailed with Jesus to a mountain on the other side of the Sea of Galilee. They docked the boats and climbed with Jesus and His disciples to the top of the mountain. More and more people gathered until there was over five thousand people. What a crowd! They listened to Jesus tell about God from God's Word. They brought their sick to Him to be healed by God's power.

The people stayed up on that mountain with Jesus all day. They stayed so long that they had to spend the night there, too. They stayed so long that they ran out of food and were hungry. "Grumble! Grumble!" went those thousands of hungry stomachs. "We need food," said those thousands of hungry mouths, but no one had any food with them in that faraway place.

No one, that is, except a boy with two fish and five, little loaves of bread. But that little bit of fish and bread could never feed thousands of grumbly stomachs...or could it?

What do you think?

Jesus took the fish and bread, gave thanks to God, His Father, and gave it to the crowds to eat. God's power was at work through Jesus once more. Wonders of wonders, that little bit of fish and bread spread further and further and further until everyone there had bellies full of food! Why, there were even twelve baskets of fish and bread scraps left over after they had all finished eating!

How excited the crowd was when they saw what Jesus had done! "Surely Jesus is the special leader Moses promised God would send us one day," the people told each other. "Let's grab him and make him our king," they decided. "Just think: if Jesus is our king, he could use his amazing powers to give us everything we want. It could be like the days of Moses when God gave our people manna--the yummy food, straight from heaven," they thought. "Why, he could give us more than that! He could give us ALL the good things we want and he could give them to us RIGHT NOW. Wouldn't it be wonderful to have a king like that?" they exclaimed.

But Jesus knew just what those people were thinking. They had it all wrong! Yes, He WAS the special leader God had promised to send one day. And yes, He was a king—their king. But He wasn't the kind of king they thought He was. Jesus hadn't come just to fill their bellies with good food from heaven or to give them other good things they wanted right then. He had come to do God's will and give them something they needed much more. Do you remember what Jesus came to do?

Do you remember?

Jesus had come to save them from sin and death so they could be God's dearly-loved people forever.

Now, the people might LIKE their bellies filled with bread. They might LIKE to get whatever good things they wanted. But what they really NEEDED was what Jesus had come to do: to save them from their sins. So Jesus refused to do things the way these people wanted Him to. He would do things God's way. He would be their Savior!

So Jesus went further into the mountains, away from the crowd so they couldn't find Him. Then late that night, Jesus and His disciples sailed back across the Sea of Galilee to Capernaum, without the crowds knowing where He had gone.

The next day, the people realized Jesus was missing. They went looking everywhere for Him. They couldn't stop thinking about how He had given them all that yummy fish and bread by God's power. They wanted Jesus to give them more food and other good things like that. They looked and looked for Him.

Bible Story for Big Question 9, Bible Truth 1 use with all THREE lessons**P.4***Story with lines separating paragraphs (text in bold, optional interaction cues in italics)*

"Jesus, where are you? Are you up on the mountain where you gave us the food yesterday?" they wondered. No, Jesus was not there.

"Are you way up on the mountain by yourself somewhere?" they wondered. No, Jesus was not there.

So, at last, they went down to their boats and sailed back to Capernaum. "Jesus, are you here in Capernaum?" they wondered. Yes, there He was!

"Teacher, when did you come here?" the crowd asked. They were so excited to be with Him again!

But Jesus knew they weren't happy to see Him for the right reasons. They had grumbly stomachs they wanted Him to fill. They had good things they wanted Him to give them by God's power. They wanted Him to be their king and give them these things. Would Jesus give in to them this time?

What do you think?

No, Jesus would not. "God gave His people heavenly bread to eat, long ago in Moses' day," Jesus told the people. "But now He's giving you something from heaven that's even better than food. This time He's given ME to you. The Savior!" Jesus explained.

"Prove You are the Messiah, the Savior!" the crowd replied. "Use God's power to give us food from heaven as Moses did," they demanded.

But Jesus would not!

"I've come down from heaven to do God's will, NOT just to give you bread that fills your grumbly stomachs for just a while, then leaves you hungry; or, to give you good things that will only make you happy for a little while in this life. No! God's will is for Me to give you something far better than these things. His will is for Me to save you from your sins, so you can have wonderful life with God FOREVER," Jesus explained.

"How can Jesus say He came from heaven?" the people grumbled. "Isn't He just the son of Joseph and Mary? We know them! Come on, let's leave. Jesus is just a fake!" they decided, and they left Him.

Soon, it was just Jesus and His disciples. Everyone else had gone. "Will you leave Me, too?" Jesus asked His disciples.

What do you think?

No, they would not! They had heard Jesus' amazing words about God. They had seen God's power working in Him. The Holy Spirit had been working in their hearts, giving them faith. Yes, Jesus was Mary's son. The crowds had that right. But Jesus most certainly was NOT Joseph's son. No! Jesus was God's Son, the Savior!

"How can we leave You?" they said to Jesus. "Where else would we go? We know and believe that God has sent You to save His people from their sins," they told Him.

Jesus' disciples were right, weren't they? For on just the right day, Jesus suffered and died on the cross to take the punishment for the sins of all God's people—all who would ever turn away from disobeying God and would trust in Jesus as their Savior. Then on the third day, Jesus rose from the dead. He had beaten sin and death for God's people! Jesus had come down from heaven to do God's will, and He had done it! Now, we, too, can become God's people, when we turn away from our sins and trust in Jesus as our Savior.

Cracking the Case: (story wrap-up for Listening Assignments)

It's time to see how we did with our Listening Assignment.

Detective Dan's Lesson 1 Listening Assignment:

1. Who was the lover? Whom did He love? Jesus was the lover. He loved God and He loved sinners, like you and me.

2. What did He leave behind, and why? Jesus left behind the Perfect Wonderfulness of life with God, the Father, and God, the Holy Spirit, in heaven. He left it behind, so He could be our Savior.

For You and Me:

Jesus didn't just come to earth to save people who lived long ago. He came to save people from every time and place...He even came to save us! How can we be saved? By turning away from our sins and trusting in Jesus as our Savior.

Detective Dan's Lesson 2 Listening Assignment:**Our Bible Verse is John 6:38**

"For I have come down from heaven, not to do my own will but the will of him who sent me."

1. Whose will (plan) did Jesus come down from heaven to do? God's plan.

2. What was the plan, and did Jesus do it? God's plan was for Jesus to be our Savior. Yes, He did!

For You and Me:

How amazing that Jesus would choose to leave His home in heaven to come to be our Savior! How amazing that He would suffer and die on the cross in the place of God's sinful people! But that's exactly what He did. And He rose from the dead on the third day, proving He had really done it! We, too, can become God's people when we turn away from our sins and trust in Jesus as our Savior.

Detective Dan's Lesson 3 Listening Assignment:

Our six clues were: a tulip, a fish, a crown, a book, a woman named Mary, and a sailboat.

1. Which four belong in our story?

The fish, the crown, Mary, and the sailboat.

2. What did the people ask Jesus to give them? What did He give them instead? The people wanted Jesus to be their king who would use God's power to give them more bread and other good things to enjoy now.

For You and Me:

It's easy to understand why the people wanted Jesus to use God's power to give them good things. We all love for God to give us the good things that we enjoy. But

how good it is that Jesus chose to do God's will and be our Savior! He gave us what we needed most: forgiveness for our sins. You and I can know God's forgiveness and become His people when we turn away from our sins and trust in Jesus as our Savior.

The Gospel (story wrap-up if NOT using Listening Assignments)**Our Bible Truth is:****What Did Jesus Come to Do?****Jesus Came to Bring Us to God...****He Left His Home in Heaven to Save Us!**

How great is God's love for His sinful people! He sent Jesus, His own Son, to live a perfect life and offer it as the full payment for their sins. He suffered the punishment they deserved as He suffered and died on the cross! It sounds too good to be true, but it IS true! How do we know? Because on the third day, Jesus rose up from the grave, proving He had really beaten sin and death for God's people. He had come down from heaven to do God's will and He had done it! Now, all who turn away from their sins and trust in Jesus as their Savior are forgiven their sins. They get to be God's dearly-loved people forever. This is how we can become God's people, too. Ask God to help you

Close in prayer.

Closing ACTS Prayer

- A** Jesus, we praise You for choosing to leave the Perfect Wonderfulness of heaven to be our Savior. You came to bring us to God.
- C** Jesus, we are all sinners who deserve God's punishment. We could never be God's people on our own. Only You could bring us to God.
- T** Thank You, Jesus, for dying on the cross to save all who turn away from their sins and trust in You as their Savior.
- S** Work in our hearts. Help us to turn away from our sins. Help us to trust in You as our Savior. Help us to tell others about You. In Jesus' name, we pray, Amen.

Go to Lesson Plan, p.9 for the script to the rest of the lesson.

Deep Down Discussion Sheetuse with all **THREE** lessonsUse with all
response activities
for deeper learning**P.1***Questions to aid discussion of the key concepts and for use in games*

Be familiar with these questions and answers. Look for opportunities to ask questions and discuss their answers, such as while the children work on their coloring pages, as part of their response games, or during play time. Remember: your goal isn't to ask all these questions or only talk to the children about these things. It is to be deliberate in having good conversations with them, however much or little you have.

BIG QUESTION**Meaning**

What Did Jesus Come to Do? Jesus Came to Bring Us to God!

In the beginning, God created the world perfectly. What a wonderful, special closeness people enjoyed with Him! Yes, it was "Perfect Wonderfulness" knowing God and living in His world. It could have stayed that way forever, but it did not. All of this perfection was broken when people disobeyed God. The big Bible word for disobeying God is "sin." When we look around us, we can see the sadness that sin brought into God's good world. So much in this world is not perfect or wonderful anymore! We've lost the special closeness with God, too. Yes, when sin came into the world, it spoiled so many things. But would all this sin and sadness last forever? People certainly deserved it to. After all, they had turned away from God. Now people deserved His punishment, not His love. But God treats us so much better than we deserve! From the beginning, He had an amazing plan to bring sinful people like us back to Himself. How? He promised to send a Savior. That Savior was Jesus, God's own Son. Jesus lived a perfect life, then He gave it up as the full payment for sins as He suffered and died on the cross. On the third day, Jesus rose from the dead, showing He had really done it! He had beaten sin and death for God's people! We can become God's people, too, when we turn away from our sins and trust in Jesus as our Savior. Then, we will get to know God in our hearts; and one day, we will get to go live with God and enjoy all of His Perfect Wonderfulness forever!

Discussion Questions*choose a few*

1. What did Jesus come to do? *Jesus came to bring us to God!*
2. Who did people have a wonderful closeness with in the beginning? *With God.*
3. What did people do that caused the wonderful closeness with God to end? *They disobeyed Him.*
4. What did all people deserve for disobeying God? *God's punishment that keeps them separated from Him and all His goodness forever. How sad!*
5. Who did God send to bring His people to Him? *Jesus.*
6. What did Jesus take for God's people on the cross? *The punishment for their sins.*
7. What happens to us when we turn away from our sins and trust Jesus as our Savior? *God forgives our sins. He makes us His people. We have special closeness with God now. Then, when our bodies die, we will go on living happily with God forever.*

BIBLE TRUTH**Meaning**

Jesus Came to Bring Us to God... He Left His Home in Heaven to Save Us!

Jesus is God's Son. He has always lived in heaven with God, the Father, and God, the Holy Spirit. Life with God, the Father, and God, the Holy Spirit was Perfect Wonderfulness-- the closest, most wonderful love. Jesus was full of the bright shininess of God's glorious goodness. He enjoyed all of the riches of heaven and the praise of all the angels. But Jesus chose to leave His wonderful home in heaven. He came to earth, born a baby boy. Jesus was still God, just like before; but now He was a human, too. Life as a human wasn't anything like life in heaven. There were so many people who did not love or know God. There was so much sin and death all around Him. Jesus felt the difference inside of Himself, too. He had never known any limits in heaven, as God, the Son. But this human body He had was so weak and small. It needed sleep. It got cold and hungry and thirsty. Yes, life on earth was so very different than life in heaven. So, why DID Jesus choose to leave behind all the wonderful things of heaven and come to earth? Because God loved us and wanted to save us. Only Jesus' perfect life could be the full payment for our sins. Only He could make the way for us to become God's dearly-loved people. Jesus knew this. He wanted to fulfill His Father's amazing plan. So, Jesus came. He suffered and died on the cross. On the third day, He rose from the dead in victory. Jesus had saved God's people! And by doing this very difficult and very painful thing for us, Jesus also showed to the whole world just how very deep is God's love for His people. We, too, can become God's people when we turn away from our sins and trust in Jesus, this wonderful Savior, ourselves.

Discussion Questions*choose a few*

1. Who is God's Son? *Jesus.*
2. Where has Jesus always lived? *In heaven.*
3. What did Jesus enjoy in heaven before He came to earth? *The bright shininess of God's glorious goodness; the riches of heaven; and the wonderful closeness with God the Father and God the Holy Spirit.*
4. Where did Jesus leave heaven to go? *To earth to be born as a baby.*
5. What was Jesus like when He came to earth? *Still completely God, but now completely a man, too.*
6. Why would Jesus leave behind the wonderfulness of heaven to come to earth? *Because only by dying on the cross could God's people be saved. God loved His people so much that He would do that for them!*
7. Who did Jesus delight to obey when He came to earth? *God, His Father.*

Deep Down Discussion Sheet

use with all THREE lessons

P.2*Questions to aid discussion of the key concepts and for use in games*

THE GOSPEL	<p>What is God's good news for you and me? <i>The gospel!</i> What did Jesus come to do? <i>Jesus came to bring us to God... He left His home in heaven to save us. How God the Father loved His Son! How Jesus loved His Father. Yet, how amazing God's love for His people, that Jesus would choose to leave the wonderfulness of heaven to come to earth just to save them! But that was the only way! For we all have chosen to disobey God. We all deserve God's punishment for our sins! God's people needed a Savior to bring them to God! So, Jesus came to earth, He lived a perfect life, and then suffered and died on the cross for the sins of all who turn away from their sins and trust in Jesus as their Savior. On the third day, He rose from the dead, proving He had really beaten sin and death for God's people. This is how we become God's dearly-loved people, too! Ask God to help you! He loves to answer this prayer!</i></p>
BIBLE TRUTH BIBLE VERSE Meaning Discussion Questions	<p>"For I have come down from heaven, not to do my own will but the will of him who sent me."--John 6:38</p> <p>Jesus left His wonderful home in heaven to live on earth. Why? To carry out God's amazing plan. What was that plan? To save His sinful people from their sins so they could know Him and enjoy Him forever! What an amazing plan! What a wonderful God!</p> <p>Learn a Little: "I have come from heaven... to do the will of him who sent me."</p> <p><i>choose a few</i></p> <ol style="list-style-type: none"> 1. Who came down from heaven? <i>Jesus did.</i> 2. Whose will (plan) did Jesus come to do? <i>God's will (plan).</i> 3. Who did Jesus choose to always obey? <i>Not His own will, but God, His Father's will. He would obey Him no matter how hard it was.</i> 4. What did God send Jesus to do? <i>To save God's people from their sins.</i> 5. How did Jesus fulfill God's plans? <i>Jesus lived a perfect life and He offered it up as the full payment for the sins of God's people as He suffered and died on the cross. He rose from the dead, proving He had really beaten sin and death for them!</i> 6. How can we become one of God's people? <i>By turning away from our sins and trusting in Jesus as our Savior.</i>
BIBLE STORY Discussion Questions <i>choose a few</i>	<p>The Case of the Lover Who Left It All Behind</p> <ol style="list-style-type: none"> 1. Who was Jesus' mother and father? <i>Mary and God.</i> 2. Did Jesus start being alive when He was born? <i>No! Jesus had always been alive in heaven, with God, the Father, and God, the Holy Spirit.</i> 3. Why did Jesus leave heaven and come to earth? <i>To save God's people from their sins.</i> 4. What did Jesus do when He grew up? <i>He began to teach people about God and do amazing things.</i> 5. What did Jesus do for a hungry crowd of people far from home? <i>By God's great power, He fed the whole crowd with just 2 fish and 5 little loaves of bread.</i> 6. What did the people want Jesus to do for them when Jesus fed them in this amazing way? <i>They wanted Him to be their king who would use God's power to give them more of the good things they wanted.</i> 7. Why didn't Jesus want to be this kind of king for the people? <i>Because those good things would not last. He wanted to save them from their sins and give them life forever with God. This was the best, good thing of all.</i> 8. Why did so many people decide to not believe in Jesus? <i>Because He wouldn't give them the good things they wanted (but He knew weren't what they really needed.)</i> 9. Why did Jesus' disciples stay with Him? <i>Because they knew that Jesus was God's Son, sent to save God's people. There was no one else like Him.</i> 10. How did Jesus complete God's plan to save us? <i>He lived a perfect life and He offered it up as the full payment for the sins of God's people as He suffered and died on the cross. He rose from the dead, proving He had really beaten sin and death for them! We can become God's people, too, when we turn away from our sins and trust in Jesus as our Savior.</i>