

# **DEEP DOWN DETECTIVES**

**Curriculum Resources  
for Unit 8, Bible Truth 3:**



**What Is God's Love for  
His People Like?  
It's More than They Could  
Ever Deserve...**

**God Uses Their Sadnesses for Good!**

## Session Prep (especially good for newbies!)

### Pray!



Pray for the Holy Spirit to be at work in your and the children's hearts.

### Review



If new to the curriculum, look at the **Getting Started with Deep Down Detectives section of the Core Curriculum book.** (p.5) It will be especially helpful to read through the Deep Down Detectives section of **The Praise Factory Tour: Extended Version Book.** This is a visual way to understand what goes on in the classroom. (A pdf of the book is found in the samples section on the website.)

### Look through and Learn the Lesson



Read over **lesson plan.** Practice any **songs or action rhymes** you are using. Choose/make up motions to go with these. Choose less with younger children and more with older preschoolers. **Practice the lesson with the visual aids** and using the Big Question Box/Briefcase.

### Read and Rehearse the Bible Story with Pictures



Read the Bible story from the Bible. Read the curriculum version. Practice telling it with the storyboard pictures. (If you have not previously laminated the story pictures, do that now.) Or, rehearse it from the Simple Story Scenes, if you are using those.

### Let There Be Music



Download the music and listen to the songs. Choose which of the songs you will use with the children. If using live musicians, make sure they have the sheet music (Appendix A, Core Curriculum book).

### Put the Props in Place



1. Prepare your Visual Aids. Put the Big Question, Unit Bible Truths, Bible Truth, Bible Verse, and Listening Assignment signs, as well as the Bible Story script in one side of the Bible folder.
2. Get out your storyboard. If using Simple Story Scenes, put these in your Bible Folder. Or, if using the individual storyboard figures, put all background pictures in place (they have a BG by the number). Put the rest of the storyboard pictures (these have a SB by the number) in order of use in the other side of the Bible folder.
3. Put the DDD Bible Folder as well as the Big Question sign in the Big Question Box/Briefcase and shut it. If your box/briefcase has locks and you want to use the unlocking the box as part of your session, lock it now....but make sure you have the key or know the code first.
4. Prepare the music CD or sheet music or mp3 device for use in your session.

### Set Out Free Play Activities



Choose and set up free time activities you will use with the children. Choose a variety of different activities that will be enjoyed by different types of children. Rotate the activities you provide to keep them interesting and fresh to your children. (Suggestions in Appendix D, Core Curriculum books.)

### Prepare Any Activities



Choose which (if any) of the Bible Truth games and crafts activities you want to use in the session. Bear in mind your time frame as well as the developmental abilities and attention span of your children as you decide which/how many to prepare. **Look over the Discussion Sheet** and choose a few questions you might use to spark discussion with the children as they do their activities (especially good for ages 3's+). Pray for God to give you opportunities to talk about these things with the children.

### Let Them Take It with Them



Make copies of the craft/take home sheets, if you are not already using them as one of your activities. You may also want to make copies of the story (see take-home version of each story included in Appendix C with the other take home resources) to have for parents to use with their children at home. There's a link on each craft/take home sheet to the story, if you don't make hard copies.

### Store It



After your session is over, collect the resources and store them for future use. This curriculum can be used over and over for years to come.

---

## Unit 8: The God Who Loves

---

### UNIT OVERVIEW

God has a special people He loves. They come from all over the world. They've lived in every time --from long ago, all the way up to today. And there are millions and millions of them!

There is nothing better than being one of God's special people! God has adopted them as His children. He promises to love and care for them always. He gives them special closeness with Him in their heart; and one day when they die, they will go to live with Him forever.

God's people know His love for them is more than they could ever deserve. They know God didn't make them His special people because they were so good. They are sinners who have disobeyed His good laws, just like everyone else. God just loves them just because He loves them.

God's love for His people is the biggest love there will ever be. It's so big that God sent His Son, Jesus, to suffer and die on the cross to pay for their sins. That was the only way they could become His people. You and I can become God's people when we turn away from our sins and trust in Jesus as our Savior.

In this unit we will learn four truths about God's love.

### UNIT BIBLE VERSE: 1 Chronicles 16:34

"Give thanks to the LORD, for he is good; his love endures forever.

### BIG QUESTION UNDER INVESTIGATION: What Is God's Love for His People Like?

**ANSWER:** It's More than They Could Ever Deserve!

#### OPTIONAL Big Question 8 INTRODUCTION LESSON (Use Hide 'n' Seek Kids Unit 8 Material)

Story: The Case of the Eager Enemy's End *Acts 7-9*

Bible Verse: 1 Chronicles 16:34

#### BIBLE TRUTH 1: God Gave His Son, Jesus, to Save Them (3 Lessons Available)

Story: The Case of the Costly Children

*Exodus 24, Jeremiah 25, Isaiah 9,42,43,49, Ezekiel 37, Daniel 9, Zechariah 8-14*

Bible Verse: 1 John 4:10

#### BIBLE TRUTH 2: God Always Takes Care of Them (3 Lessons Available)

Story: The Case of the Woman Who Didn't See *Ruth*

Bible Verse: Psalm 23:1-3,6

#### ➔ BIBLE TRUTH 3: God Uses Their Sadnesses for Good (3 Lessons Available)

Story: The Case of the Sad Thing that Did Good *John 8-10*

Bible Verse: Romans 8:28-29

#### BIBLE TRUTH 4: God Will Never Stop Loving His People

(3 Lessons Available)

Story: The Case of the One Who Would Not Stop *1 & 2 Samuel, Psalm 16,23*

Bible Verse: Hosea 2:19

## Deep Down Detectives NIV Songs & Track Numbers

This is a listing of all songs mentioned in the unit curriculum. You may or may not choose to use all of the songs. They are listed in easy-reference order--NOT in the order used in the curriculum.

You may choose to simply burn a CD/load them onto an mp3 device in this order. Or, you may want to do what we do: choose the songs we want to use and create a play list of them in that order. Then, we burn a CD/upload the play list onto an mp3 device. A teacher only has to click forward to the next song, instead of hunting for the right track. The track number have been included as part of the title of each song, so teachers will still have a reference to the track number listed in the curriculum (same as those listed below), even if you change the order on your customized play list.

### SONGS USED EVERY UNIT OF THE CURRICULUM

- 1 The Classroom Song v.1
- 2 The Classroom Song v.2
- 3 The Classroom Song v.3
- 4 The Classroom Song v.4
- 5 Deep Down Detectives Theme Song
- 6 The Classroom Rules Song
- 7 Let's Pray Song
- 8 The Big Question Box Song
- 9 The Bible Chant Song
- 10 ACTS Prayer Song (Short Version)
- 11 ACTS Prayer Song (Full Version)

#### Why the Extra Songs?

Deep Down Detectives is a curriculum used by a wide age-span of kids. Sometimes one of the other songs is a better fit for your kids. Or, you may simply want to teach them more songs on the same Bible Truth. Use as many or as few as you want.

### UNIT 8: THE GOD WHO LOVES

- 12 Big Q & A 8 Song
- 13 Big Question 8 Song: What Is God's Love for His People Like?
- 14 Big Question 8 Bible Verse Song: Forever and Ever 1 Chronicles 16:34 NIV 1984
- 15 Big Question 8 Hymn: And Can It Be, v.1 refrain
- 16 Big Question 8 Praise Song: God Is So Good

#### What Is God's Love for His People Like? It's More Than They Could Ever Deserve...

##### Bible Truth 1: God Gave His Son, Jesus, to Save Them

- 17 Bible Verse: This Is Love 1 John 4:10, NIV 1984
- 18 *Extra Song: God's One, Big Plan*
- 19 *Extra Bible Verse: The LORD Is Good to All Psalm 145:9,13,15-16, NIV 1984*
- 20 *Extra Bible Verse: For God So Loved the World John 3:16, NIV 1984*

##### Bible Truth 2: God Always Takes Care of Them

- 21 Bible Verse: The LORD Is My Shepherd Psalm 23:1-4, 6, NIV 1984
- 22 *Extra Bible Verse: Who Shall Separate Us Romans 8:35, 37-39, NIV 1984*

##### Bible Truth 3: God Uses Their Sadnesses for Good

- 23 Bible Verse: All Things Romans 8:28-29, NIV 1984

##### Bible Truth 4: God Will Never Stop Loving His People

- 24 Bible Verse: I Will Betroth You to Me Hosea 2:19, NIV 1984
- 25 *Extra Bible Verse: For He Chose Us Ephesians 1:4-5, NIV 1984*

listen to or download songs for free at <https://praisefactory.org>: Deep Down Detectives Music page

## Big Question 8, Bible Truth 3 Overview: Key Concepts

P.1

### Unit 8: The God Who Loves

**Unit Big Question (and Answer):** What Is God's Love for His People Like?  
It's More than They Could Ever Deserve!

**Unit Bible Verse:** "Give thanks to the LORD, for he is good; his love endures forever." -- 1 Chronicles 16:34

### Bible Truth 3 Concept: God Uses Their Sadnesses for Good

Everyone has troubles. We all have times when we are sad or scared. Sometimes people are mean to us. Sometimes bad things happen to us or to the people we love.

When bad things happen to God's people, they keep on trusting in Him. They know God loves them and that He is in control. They know that He promises to use every trouble they have for their good and to show how good and powerful He is. And, while sometimes it may be hard to see what good God could possibly bring through their troubles, God's people know that one day they will understand His good plans. And on that day, they will have nothing but praise for God, when they see how He truly did work all things for good in their lives.

And that's why God's people can praise and thank God now for those good things, even before they know what they are, and even while they are still in the middle of their sadnesses. God is that good! They can trust Him that much, even with what they don't yet understand. We can become God's people when we turn away from our sins and trust in Jesus as our Savior.

### Bible Truth 3 Bible Verse: Romans 8:28

"And we know that in all things God works for the good of those who love him, who have been called according to His purpose."

**Learn a Little:** "In all things God works for the good of those who love him."

### Meaning

These verses remind us that God's people are those who love Him. In His great love, He has called them to turn away from their sins and trust in Jesus for the forgiveness of their sins. This is what it means to be justified.

But being justified is just the beginning of God's good plans for His people. He also planned for all things in their lives—both enjoyable things and hard things—to be for the good purpose of making them more like Jesus. Yes, God planned to use all of these things to prepare His people for life with Him in heaven. What will life in heaven be like for them? There, they will be glorified! They will be freed from sin forever! God will make them a pure reflection of His glory. This is God's wonderful plan for making everything in His people's lives for their good and His glory. We can become God's people by turning away from our sins and trusting in Jesus as our Savior.

### Bible Truth 3 ACTS Prayer

- A** We praise You, God, for being so good and so powerful! You even use all of Your people's sadnesses for their good. You show how good and great You are!
- C** God, You promise to use all things for the good in the lives of Your people, but many times we don't trust that You will. We act like Your plans aren't good or that You aren't really in control. Please forgive us! We need a Savior!
- T** Thank You for Your amazing promises to work good even in all of our sadnesses, when we trust in You as our Savior. Thank You that You can work good things in even the biggest sadnesses and the scariest things that happen to us. Thank You for the good You will do that we do not yet see.
- S** God, work deep inside our hearts. Help us to turn away from our sins and trust in Jesus as our Savior. Help us to love You and trust You. Do many good things even through our sadnesses --good things that show others how good and great You are. In Jesus' name, we pray. Amen.

### Bible Truth 3 Story

**The Case of the Sad Thing that Did Good** *John 8-10*

**Songs Used in Bible Truth 3**

Big Q & A 8 Song

Big Question 8 Song: What Is God's Love for His People Like?

Big Question 8 Bible Verse Song: Forever and Ever 1 Chronicles 16:34

Big Question 8 Hymn: And Can It Be, v.1 refrain


Big Question 8 Praise Song: God Is So Good

Bible Truth 3 Bible Verse Song: All Things Romans 8:28-29, NIV 1984


listen to or download songs for free at <https://praisefactory.org>: Deep Down Detectives Music page

**1. GETTING STARTED**

 = follow the stars for a short & simple lesson plan

<p><b>Intake Activity Ideas</b></p>	<p><b>Choose one of these open-ended activities to include children as they join the class:</b></p>
<p><b>Free Play Time</b> <i>suggestions in Appendix D</i></p>	<p> Offer your own or some of the easy-to-make, free play activities suggested in Appendix D.</p>
<p><b>OR Sing-along Music Time</b> <i>lyrics and sheet music, Appendix A</i></p>	<p>Music from Deep Down Detectives (DDD) NIV Songs 8:                  Big Q &amp; A 8 Song <span style="float: right;"><i>DDD NIV Songs 8, track 12</i></span>                  Big Question 8 Song <span style="float: right;"><i>DDD NIV Songs 8, track 13</i></span>                  Big Question 8 (Unit) Bible Verse Song:                  Forever and Ever 1 Chronicles 16:34 NIV 1984 <span style="float: right;"><i>DDD NIV Songs 8, track 14</i></span>                  Big Question 8 Hymn:                  And Can It Be, v.1 Refrain <span style="float: right;"><i>DDD NIV Songs 8, track 15</i></span>                  Big Question 8 Praise Song:                  God Is So Good <span style="float: right;"><i>DDD NIV Songs 8, track 16</i></span>                  Bible Truth 3 Bible Verse Song:                  All Things Romans 8:28-29, NIV 1984 <span style="float: right;"><i>DDD NIV Songs 8, track 23</i></span></p> <p><i>Add more fun to Sing-along Music Time by adding a Music, Movement &amp; Memory Activity. These activities are listed on p.10 of this lesson plan with the Response Activities. Instructions found in Appendix B.</i></p>
<p><b>OR Bible Verse Memory Game</b> <i>instructions found in Appendix B</i></p>	<p>Lesson 1 Game: Loud and Soft, Big and Little                  Lesson 2 Game: Freeze 'n' Say                  Lesson 3 Game: Detective Mission Madness Practice</p> <p><i>These activities are also included on p.10 of this lesson plan with the Response Activities.</i></p>

**2. OPENING CIRCLE TIME** (*introduce the Bible Truth and tell the related Bible story*)

<p><b>Gathering the Children</b> <i>lyrics and sheet music, Appendix A</i></p>	<p><i>Sing verse 1 of The Classroom Song to gather the children for Circle Time.</i></p> <p><b>The Classroom Song, verse 1</b> <span style="float: right;"><i>DDD NIV Songs 8, track 1</i></span>                  Let's gather together to worship God,                  Let's gather together to worship God,                  Let's gather together to worship God,                  Come gather here with me!</p>
<p><b>Welcome to Deep Down Detectives</b></p>	<p> "Welcome to Deep Down Detectives. We're so glad you've joined us! Detectives are people who look for answers to questions. In Deep Down Detectives, we look for answers to big questions about God. We dig deep down in the truths of God's Word to find them."</p>

**2. OPENING CIRCLE TIME, continued**



= follow the stars for a short & simple lesson plan

<p><b>Deep Down Detectives Theme Song</b></p> <p><i>lyrics and sheet music, Appendix A</i></p>	<p>"Let's sing our Deep Down Detectives Theme Song."</p> <p><b>Deep Down Detectives Theme Song</b> <span style="float: right;">DDD NIV Songs 8, track 5</span></p> <p>We're Deep Down Detectives,                  diggin' deep in God's Word,                  For truths about God and His plans for this world,                  We're seeking to love Him, with all of our heart,                  We're Deep Down Detectives!                  Come on! Let's start!</p>
<p><b>Classroom Rules Song</b></p> <p><i>lyrics and sheet music, Appendix A</i></p>	<p>There are two very important things that Deep Down Detectives do together: we worship God and we love one another. Our Classroom Rules Song reminds us how we should act. Let's sing it."</p> <p><b>Classroom Rules Song</b> <span style="float: right;">DDD NIV Songs 8, track 6</span></p> <p>Shh, be quiet while someone is talking,                  Raise your hand, if you have something to say,                  Don't touch your friend, sitting beside you,                  Obey your teachers, Be kind as you play.                  These are our classroom rules,                  These are our classroom rules,                  They help us worship God and love one another,                  These are our classroom rules.</p>
<p><b>Opening Prayer Time</b></p> <p><i>lyrics and sheet music, Appendix A</i></p>	<p>"Children, we need God's help to keep these rules. Let's ask Him to help us right now. Let's get ready and pray."</p> <p><b>Let's Pray</b> <span style="float: right;">DDD NIV Songs 8, track 7</span></p> <p>1-2-3!                  Fold your hands,                  Bow your head,                  Close your eyes.                  Let's pray! (<i>repeat</i>)</p> <p>"Let's pray:"</p> <p><b>Opening Prayer</b></p> <p>Dear Lord,                  We're so glad to get to gather together to worship You!                  Please help us keep the classroom rules.                  Please help us to love You and learn about You today.                  In Jesus' name, we pray. Amen.</p>



**2. OPENING CIRCLE TIME, continued**

★ = follow the stars for a short & simple lesson plan

**Reveal the Big Question**  
**Introduce the Big Question Box/Briefcase**

*lyrics and sheet music, Appendix A*

“Detectives INVESTIGATE things. That means they ask questions and look for answers. Deep Down Detectives investigate big questions about God. The Big Question we are investigating today is right inside our Big Question Box/Briefcase.

**The Big Question Box Song**

*DDD NIV Songs 8, track 8*

We’ve got a big box,  
All closed up and locked,  
Filled with the truths of God’s Word.

We’ve got a brief case,  
There’s no time to waste,  
Come on, kids, let’s open it up!

**The Big Question under Investigation**

VISUAL AID



of BQB

*Big Question & Answer Sign, front side*

*\*found in the DDD Unit 8 Visual Aids, NIV Book*

Ok, who would like to open for me and pull out the Big Question?”

*Choose a child to open the box/briefcase, take out the Big Question and hand it to you, then hold up the Big Question sign for all the children to see, and say:*

★ The Big Question we are investigating today is Big Question Number 8:

**What Is God’s Love for His People Like?**

and the Answer is:

**It’s More than They Could Ever Deserve!**

**Big Question Meaning**

★ God has a special people He loves. They come from all over the world. They’ve lived in every time --from long ago, all the way up to today. And there are millions and millions of them!

There is nothing better than being one of God’s special people! God has adopted them as His children. He promises to love and care for them always. He gives them special closeness with Him in their heart; and one day when they die, they will go to live with Him forever.

God’s people know His love for them is more than they could ever deserve. They know God didn’t make them His special people because they were so good. They are sinners who have disobeyed His good laws, just like everyone else. God just loves them just because He loves them.

God’s love for His people is the biggest love there will ever be. It’s so big that God sent His Son, Jesus, to suffer and die on the cross to pay for their sins. That was the only way they could become His people. You and I can become God’s people when we turn away from our sins and trust in Jesus as our Savior.

**Big Question Songs**

★ “Let’s sing our Big Question Song:

**Big Q & A 8 Song**

**Big Q & A 8 Song**

*(adapted version of “Baa, Baa, Black Sheep)*

*DDD NIV Songs 8, track 12*

*lyrics and sheet music, Appendix A*

What is God’s love for His people like?  
More than they could ever deserve.  
What is God’s love for His people like?  
More than they could ever deserve.  
What is God’s love for His people like?  
More than they could ever deserve.

**2. OPENING CIRCLE TIME, continued**



= follow the stars for a short & simple lesson plan

<p><b>Learning about the Big Question (use one or both)</b></p> <p>★</p>	<p>Repeat the Big Question and Answer again:  <b>"What Is God's Love for His People Like? More than They Could Ever Deserve!"</b></p> <p>Say: "Hmmm, I wonder what that means... Let's do our action rhyme/sing our song that explains it."</p> <p>Then do the action rhyme or sing the song using any of the optional motions suggested, if desired.</p>	
<p><b>Big Question Action Rhyme</b></p>	<p><b>Big Question 8 Action Rhyme</b></p> <p>God has a special people,          A special, special people,          God has a special people...          ...from ev-ry-where!          And you can be His, too!</p> <p>God loves His special people          His special, special people,          God loves His special people...          ...forever and ever!!          And you can be His, too!</p>	<p><b>(POSSIBLE ACTIONS)</b></p> <p><i>Stretch your hands out wide to include every place</i></p> <p><i>Point to someone else</i></p> <p><i>Place your hand on your heart</i></p> <p><i>Point to someone else</i></p>
<p><b>Big Question (Action Rhyme) Song</b></p> <p><i>lyrics and sheet music, Appendix A</i></p> <p>★</p>	<p><b>Big Question 8 (Action Rhyme) Song</b></p> <p>What is God's love for His people like?          What is God's love for His people like?          What is God's love for His people like?          It's more than they could ever deserve.</p> <p><b>Verse 1</b></p> <p>God loves His people from all places,          from all times, with ev'ry kind of faces.          God loves His people from ev'ry nation,          And He loves them all through Jesus Christ</p> <p><b>Refrain</b></p> <p>God's love for His people is more than they could ever deserve.          God's love for His people is more than they could ever deserve.</p> <p><b>Verse 2</b></p> <p>God loved His people before the beginning,          Even before they were repenting and believing,          God loved His people from ev'ry nation,          And He loved them all through Jesus Christ. <i>Refrain</i></p> <p><b>Verse 3</b></p> <p>God loved His people, He sent Jesus,          To save them, so forever they would be His,          God loves His people from ev'ry nation,          And He always will through Jesus Christ. <i>Refrain</i></p>	<p style="text-align: right;"><i>DDD NIV Songs 8, track 13</i></p> <p><b>(POSSIBLE ACTIONS)</b></p> <p><i>Place hand over your heart</i></p> <p><i>Touch your face</i></p> <p><i>Place hand over your heart</i></p> <p><i>Stretch your hands out wide to include people from every nation</i></p> <p><i>Make cross with your index fingers</i></p>

**2. OPENING CIRCLE TIME, continued**

★ = follow the stars for a short & simple lesson plan

**Learning the Bible Truth**

VISUAL take out

AID



of BQB

VISUAL AID

All the Bible Truths Sign

★ "It's More than They Could Ever Deserve" is a good beginning, but there's so more to learn. So it's time for us to dig down even deeper for more answers to our Big Question about God. We're going to be learning **FOUR** Bible truths that all tell us more about God's love for His people.

Who would like to hand me the picture with our four Bible truths on it? It's in the Big Question Box/Briefcase." *Choose a child to get it and hand it to you, then hold it up and show them the pictures of the four truths they will be learning.*

**Bible Truth Clue**

VISUAL take out

AID



of BQB

Bible Truth Clue Sign,

front side

VISUAL AID

*After everyone has had a good look, say...*

"Ok, we've learned two truths about God's love for His people. They are: "God Gave His Son, Jesus, to Save Them" and, "God Always Takes Care of Them." (point to pictures as you identify each Bible Truth). Now let's look at our Bible Truth Clue sign and see if we can figure out which of these four truths we will be learning about today. Who would like to get it out of the Big Question Briefcase for me?"

*Choose a child to open the briefcase, take out the Bible Truth Clue sign and hand it to you. Hold up the front side for the children to see. Cover up the answer, written along the bottom, and say:*

**"What Is God's Love for His People Like?  
It's More than They Could Ever Deserve...  
God Uses Their ???? for Good!**

**Hint**

We're missing one word. Here's the hint to what the missing word is. It says: "What is the opposite of "happiness?" It starts with an "S" and rhymes with "gladnesses."

Can you guess? It's "sadnesses."

So the Bible Truth we are learning today is:  
*(uncover answer from bottom of sign, show it to them and say:)*

★ **"What Is God's Love for His People Like?  
It's More than They Could Ever Deserve...  
God Uses Their Sadnesses for Good!**

**Bible Truth Meaning**

★ And here is what this Bible Truth means: *(read the meaning off of the back of the sign, say:)*

Everyone has troubles. We all have times when we are sad or scared. Sometimes people are mean to us. Sometimes bad things happen to us or to the people we love.

When bad things happen to God's people, they keep on trusting in Him. They know God loves them and that He is in control. They know that He promises to use every trouble they have for their good and to show how good and powerful He is. And, while sometimes it may be hard to see what good God could possibly bring through their troubles, God's people know that one day they will understand His good plans. And on that day, they will have nothing but praise for God, when they see how He truly did work all things for good in their lives.

And that's why God's people can praise and thank God now for those good things, even before they know what they are, and even while they are still in the middle of their sadnesses. God is that good! They can trust Him that much, even with what they don't yet understand. We can become God's people when we turn away from our sins and trust in Jesus as our Savior.

**2. OPENING CIRCLE TIME, continued**

★ = follow the stars for a short & simple lesson plan

**Learning the Bible Verse**

"And how do I know this is true? God tells me so in His special book, the Bible."

**The Bible Chant Song**

*Say or sing the Bible Chant Song.*

*lyrics and sheet music, Appendix A*

**The Bible Chant Song**

*DDD NIV Songs 8, track 9*


The Bible, the Bible,  
Let's get out the Bible.  
Let's hear what God has to say.  
The Bible, the Bible,  
God's given us the Bible.  
It's His Word for us to learn and obey! Yay!

**Bible Verse**

*DDD 8.3 Bible Verse-front side (in the DDD Bible folder)*

VISUAL AID

Place verse in take out



of BQB

DDD Bible Folder

*\*found in the DDD Unit 8 Visual Aids, NIV Book*

"Who would like to get our Bible folder out of the Big Question Briefcase for me?"

*Choose a child to open the briefcase, take out the "Bible" folder and hand it to you. Remove the Bible Verse Picture from the "Bible" folder and hold it up for all the children to see, then say:*

Romans 8:28 tells us:

★ **Romans 8:28**

"And we know that in all things God works for the good of those who love him, who have been called according to His purpose."

**Learn a Little:** "In all things God works for the good of those who love him."

**Bible Verse Meaning**

★ **What does that mean?**

These verses remind us that God's people are those who love Him. In His great love, He has called them to turn away from their sins and trust in Jesus for the forgiveness of their sins. This is what it means to be justified.

But being justified is just the beginning of God's good plans for His people. He also planned for all things in their lives—both enjoyable things and hard things—to be for the good purpose of making them more like Jesus. Yes, God planned to use all of these things to prepare His people for life with Him in heaven. What will life in heaven be like for them? There, they will be glorified! They will be freed from sin forever! God will make them a pure reflection of His glory. This is God's wonderful plan for making everything in His people's lives for their good and His glory. We can become God's people by turning away from our sins and trusting in Jesus as our Savior.

**2. OPENING CIRCLE TIME, continued**

= follow the stars for a short &amp; simple lesson plan

**Bible Verse  
Song***lyrics and sheet music,  
Appendix A*

We've said our Bible verse, now let's sing it!

**All Things: Romans 8:28-29***DDD NIV Songs 8, track 23*

All things, yes, all things,  
 And we know that in all things, God works for the good,  
 Of those who love Him, Who have been called,  
 Called according to His purpose.

*(But why? What was God doing for His people?)*

For those God foreknew,  
 He also predestined, He predestined,  
 To be conformed, to be conformed,  
 To the likeness of His Son.

*(But why? What was God doing for Jesus?)*

That He, That He might be,  
 The firstborn among many, many, of many, brothers,  
 So He might be firstborn of many brothers.  
 Romans Eight, twenty-eight and twenty-nine.

**Lesson Plan: Big Question 8, Bible Truth 3**

use with all THREE lessons

**2. OPENING CIRCLE TIME, continued**

★ = follow the stars for a short & simple lesson plan

<p><b>Getting into the Case</b></p>	<p>"Now it's time to do a bit more deep down investigating. Let's see what Detective Dan wants us to help him figure out. Would someone like to get it out for me?"</p>
<p><b>Listening Assignments</b></p> <p>Place in  take out  of BQB</p>	<p><b>NOTE: Listening assignments are most suitable for ages 3+. Skip straight to the Bible story (see bottom of this page), if working with 2 year olds.</b></p> <p>"Let's open up our listening assignment and see what we are supposed to figure out today.</p> <p>Choose a child to take out the Listening Assignment (from the DDD Bible Folder) and hand it to you. Read Detective Dan's letter to the children that includes the listening assignment. The listening assignments are summarized below:</p>
<p>VISUAL AID</p> <p></p> <p>DDD Unit 8 Visual Aids, NIV</p>	<p><b>Detective Dan's Lesson #1 Listening Assignment:</b></p> <p>I need to know:</p> <ol style="list-style-type: none"> <li><b>1. What was the sad thing the parents found out about their baby?</b></li> <li><b>2. What good did Jesus use this sad thing to do?</b></li> </ol>
<p>VISUAL AID</p> <p></p> <p>DDD Unit 8 Visual Aids, NIV</p>	<p><b>Detective Dan's Lesson #2 Listening Assignment:</b></p> <p><b>Our Bible Verse is Romans 8:28:</b></p> <p>"And we know that in all things God works for the good of those who love him, who have been called according to His purpose."</p> <p>I need to know:</p> <p>Transgressions and iniquities are other words for sin.</p> <ol style="list-style-type: none"> <li><b>1. What did many people say about the baby's blind eyes?</b></li> <li><b>2. What good purpose did God have for the baby's blind eyes?</b></li> </ol>
<p>VISUAL AID</p> <p></p> <p>*Listening Assignment #3 includes the Assignment Sheet, plus 6 clue pictures*</p> <p>DDD Unit 8 Visual Aids, NIV</p>	<p><b>Detective Dan's Lesson #3 Listening Assignment:</b></p> <p>I found six clues, but two of them are <b>NOT</b> in the story. They are: a baby, the Temple, Jesus, a suitcase, a car, and a pool of water. Hold each of them up for the children to see as you identify them.</p> <p>I need to know:</p> <ol style="list-style-type: none"> <li><b>1. Which four belong in the story and which two don't?</b></li> <li><b>2. Who did the blind baby grow up to worship? Why?</b></li> </ol>
<p><b>Tell the Bible Story</b></p> <p>Place story &amp; pics in  take out  of BQB</p> <p>DDD Unit 8 Visual Aids, NIV</p> <p><b>Story text included in this book right after this lesson plan and in Visual Aids book</b></p>	<p>★ <b>Then say,</b> "Ok, Deep Down Detectives! Put on your best listening ears and see if you can hear the answers to Detective Dan's questions. When I finish telling the story, we will see if we can answer all the questions."</p> <p>★ <b>Bible Story: The Case of the Sad Thing that Did Good</b> <i>John 8-10</i></p> <p>Read the Bible Truth story, putting up the storyboard pictures/Story Scenes as you tell it. Then have the children answer the listening assignment, present the gospel and lead in prayer.</p> <p>*Answers to questions, the gospel and ACTS prayer are included with the story text.*</p>

**2. OPENING CIRCLE TIME, continued**

★ = follow the stars for a short & simple lesson plan

<p><b>Story Response Song(s)</b></p> <p><b>Hymn</b></p> <p><i>lyrics and sheet music, Appendix A</i></p>	<p><i>As attention span and time allow, you might want to end with one of the following songs which also tie in with the unit. If desired, use the Music and Movement activity ideas while singing (listed with the Response Activities).</i></p> <p><b>And Can It Be</b> <span style="float: right;"><i>DDD NIV Songs 8, track 15</i></span></p> <p><b>Refrain</b></p> <p>Amazing love, how can it be? That thou, my God, should die for me? Amazing love, how can it be? That thou, my God, should die for me?</p> <p><b>Tie-in:</b> "God's love is amazing! How He loves His people! They deserved the full punishment for their sins. They deserved to die and be separated from God forever. But Jesus came to die for the sins of all who would ever turn from their sins and trust in Him as their Savior. He died in their place. He took their sins, so that they could be forgiven and live as God's people forever. When we turn from our sins and trust in Jesus as our Savior, then His death pays for our sins, too. We, too, can know God now in our hearts; and one day, go to live with Him forever."</p>
--	--

<p><b>Praise Song</b></p> <p><i>lyrics and sheet music, Appendix A</i></p>	<p><b>Praise Song: God Is So Good</b> <span style="float: right;"><i>DDD NIV Songs 8, track 16</i></span></p> <p>God is so good (powerful, holy), God is so good (powerful, holy), God is so good (powerful, holy), He's so good (powerful, holy) to me.</p> <p><b>Tie-in:</b> "Children, God is so good to us, sinful humans! That He would love us and send His Son, Jesus, to die for them. Let's sing of how good He is and how loving He is!"</p>
--	--

**3. TAKING ACTION: Response Activities** *(choose from among these activities)*

<p><b>Transition to Activities</b></p>	<p>★ Well, Deep Down Detectives, you've done a great job diggin' deep down for answers in the truths of God's Word. Now it's time to enjoy some activities."</p> <p><i>Tell children what activity/s you are providing for them: either free play or some of the response activities listed below. When you are ready to dismiss them, use this song to help the children transition in an orderly fashion to their next activity.</i></p>
--	--

<p><b>Classroom Song, verse 2</b></p> <p><i>lyrics and sheet music, Appendix A</i></p>	<p>"Children, let's sing our Time to Play Song. When we are finished you may get up and walk over to our next activity."</p> <p><b>Classroom Song, verse 2</b> <span style="float: right;"><i>DDD NIV Songs 8, track 2</i></span></p> <p>We've gathered together to worship God, We've gathered together to worship God, And now it's time to play.</p> <p><i>Dismiss the children to whatever activities you have prepared for them to do.</i></p>
--	---

**Lesson Plan: Big Question 8, Bible Truth 3**

use with all THREE lessons

**3. TAKING ACTION: Response Activities** (choose from among these activities) ★ = short & simple lesson plan

<p><b>Response Activities</b></p>	<p>Choose one or more activities appropriate for your children, based on classroom time and developmental needs. <b>Add the Discussion Sheet to any activity for deeper learning.</b> ★</p>
<p><b>Bible Verse Memory Game</b></p> <p><i>game directions, Appendix B</i></p>	<p>Though listed with the opening activities, you may choose to use this Bible verse game here instead (or as a repeat).</p> <ul style="list-style-type: none"> <li>• Lesson 1 Game: Loud and Soft, Big and Little</li> <li>• Lesson 2 Game: Freeze 'n' Say</li> <li>• Lesson 3 Game: Detective Mission Madness Practice</li> </ul> <p>Use the Discussion Sheet with this activity for even deeper learning ★</p> <p>Discussion Questions</p>
<p><b>Music, Movement &amp; Memory Activity</b></p> <p><i>game directions, Appendix B</i></p>	<p>A music activity that uses the songs from the Bible Truth and Big Question unit.</p> <ul style="list-style-type: none"> <li>• DDD Songs for this Bible Truth, plus:</li> <li>• Lesson 1 Activity: Clap, Tap and Say</li> <li>• Lesson 2 Activity: Block Clappers</li> <li>• Lesson 3 Activity: Lullabies, Bells and Lions</li> </ul> <p>Use the Discussion Sheet with this activity for even deeper learning ★</p> <p>Discussion Questions</p>
<p><b>Bible Story Review Game</b></p> <p><i>game directions, Appendix B</i></p>	<p>A game that uses the storyboard pictures from the story to review the story.</p> <ul style="list-style-type: none"> <li>• Lesson 1 Game: Going Fishing</li> <li>• Lesson 2 Game: Pony Express</li> <li>• Lesson 3 Game: Who's Inside?</li> </ul> <p>Use the Discussion Sheet with this activity for even deeper learning ★</p> <p>Discussion Questions</p>
<p><b>Coloring Pages/ Take Home Sheets</b></p> <p><i>in Appendix C</i></p> <p>★</p>	<p>A coloring page related to the lesson assignment question is provided for each lesson. On the back of each are the key concepts, a few questions and a song for parents to use with their children.</p> <p>NOTE: Upgrade your coloring sheet to a more interesting craft by offering simple embellishments, such as jiggly eyes, craft sand, glitter, glitter glue, colored paper dots (made with a hole punch), fabric scraps, etc. Make cut-to-size glued-on clothes, hair, etc for characters by using a copy of the coloring sheet, cutting out the selected portions and making them the patterns for whatever you want to cut out of fabric, paper, foil, etc.</p> <ul style="list-style-type: none"> <li>• Lesson 1 Coloring Sheet Emphasis: Bible Truth</li> <li>• Lesson 2 Coloring Sheet Emphasis: Bible Verse</li> <li>• Lesson 3 Coloring Sheet Emphasis: ACTS Prayer</li> </ul> <p>Use the Discussion Sheet with this activity for even deeper learning ★</p> <p>Discussion Questions</p>
<p><b>Extra Crafts: Big Question Craft</b></p> <p><i>in Appendix C</i></p> <p><b>Bible Verse Craft</b></p> <p><i>in Appendix C</i></p> <p><b>Bible Story Puzzle</b></p> <p><i>in Appendix C</i></p>	<p><b>These crafts are slightly more complex than the coloring/take home sheets:</b></p> <p><b>The Bible Concept Go-and-Tell Craft</b> is a craft that summarizes the Bible concept and includes the Bible verse is included for those desiring more than a coloring sheet. This more complex craft will involve gluing, sticking, etc. Can be used at any time.</p> <p><b>The Bible Story Coloring Sheet</b> provides a tie in between the Bible story and the Bible truth they are learning.</p> <p><b>The Storyboard Picture Placement Page</b> has been made into a puzzle that can be cut out and re-assembled by the children. This provides a nice summary of the story.</p> <p>Use the Discussion Sheet with these activities for even deeper learning ★</p> <p>Discussion Questions</p>
<p><b>Free Play Activities</b> ★</p> <p><i>ideas in Appendix D</i></p>	<p>Offer your own or some of the easy-to-make, free play activities suggested in Appendix D.</p>



**4. CLOSING CIRCLE TIME** *(End-of-session activities for the last 5-10 minutes of class time)*

★ = short & simple lesson plan

<p><b>Transition to Closing Circle</b></p> <p><b>Classroom Song, verse 3</b></p> <p><i>lyrics and sheet music, Appendix A</i></p>	<p><i>Use this song to help the children transition in an orderly fashion. Start singing this song and ask the children to gather with you for Closing Circle Time.</i></p> <p><b>Classroom Song, verse 3</b> <span style="float: right;"><i>DDD NIV Songs 8, track 3</i></span></p> <p>It's time to get ready to go and tell, It's time to get ready to go and tell, Come gather here with me.</p>
<p><b>Closing Circle Time</b></p> <p><b>Classroom Song, verse 4</b></p> <p><i>lyrics and sheet music, Appendix A</i></p>	<p><i>When children are settled in the circle, say:</i></p> <p>"It's almost time for your parents to come pick you up. And do you know what that means? It means.... (draw this out to build anticipation and excitement)...that it's almost time to go home and....it's almost time to...Go and Tell! We have learned some big news about God today. God wants us to take and tell it to the whole world!"</p> <p><b>Classroom Song, verse 4</b> <span style="float: right;"><i>DDD NIV Songs 8, track 4</i></span></p> <p>So what's our big news to go and tell, So what's our big news to go and tell, Can you tell me now?</p>
<p><b>Big News to Tell</b></p> <p><b>Big Question 8</b></p> <p><i>VISUAL AID</i></p> <p><b>#1</b></p> <p><i>*found in the DDD Unit 8 Visual Aids, NIV Book</i></p> <p><i>lyrics and sheet music, Appendix A</i></p> <p><b>Big Question 8, Bible Truth 3</b></p> <p><i>VISUAL AID</i></p> <p><b>#3</b></p>	<p>"Let's see....there's so much big news to tell! There's so much we've learned!</p> <p>First of all, can you tell me the answer to our <b>Big Question: "What Is God's Love for His People Like?"</b> <i>Hold up the Bible Truth Clue Picture.</i></p> <p>Say the answer with me: <b>"It's More than They Could Ever Deserve!"</b></p> <p><i>(If desired, you can sing one/both of the Big Question songs.)</i> <span style="float: right;"><i>DDD NIV Songs 8, tracks 12,13</i></span></p> <p>And what's one way He does this? What did we learn? <i>Point to the picture.</i></p> <p><b>God Uses Their Sadnesses for Good!</b></p> <p>"And how do I know this is true? Can you tell me? Say it with me: <b>"The Bible tells me so!"</b> That's right!</p>
<p><b>Big Question 8 Bible Truth 3 Bible Verse</b></p> <p><i>VISUAL AID</i></p> <p><b>#4</b></p> <p><i>*found in the DDD Unit 8 Visual Aids, NIV Book</i></p> <p><i>lyrics and sheet music, Appendix A</i></p>	<p>We learned: <b>Romans 8:28</b> "And we know that in all things God works for the good of those who love him, who have been called according to His purpose."</p> <p><b>Learn a Little:</b> "In all things God works for the good of those who love him."</p> <p><b>What This Means:</b></p> <p>These verses remind us that God's people are those who love Him. In His great love, He has called them to turn away from their sins and trust in Jesus for the forgiveness of their sins. This is what it means to be justified. But being justified is just the beginning of God's good plans for His people. He also planned for all things in their lives—both enjoyable things and hard things— to be for the good purpose of making them more like Jesus. Yes, God planned to use all of these things to prepare His people for life with Him in heaven. What will life in heaven be like for them? There, they will be glorified! They will be freed from sin forever! God will make them a pure reflection of His glory. This is God's wonderful plan for making everything in His people's lives for their good and His glory. We can become God's people by turning away from our sins and trusting in Jesus as our Savior.</p> <p><i>(If desired, you can sing the Bible verse song.)</i> <span style="float: right;"><i>DDD NIV Songs 8, track 23</i></span></p>

**4. CLOSING CIRCLE TIME, continued**



= follow the stars for a short & simple lesson plan

<p><b>Closing ACTS Prayer Time</b></p> <p><b>ACTS Prayer Chant</b></p> <p><i>lyrics and sheet music, Appendix A</i></p>	<p><i>Let's ask God to help us to remember this and even tell others this good news. Let's get ready and pray our ACTS prayer.</i></p> <p><i>And what does ACTS mean? Let's sing/say our ACTS Prayer Chant!</i></p> <p><b>ACTS Prayer Chant Song</b> <span style="float: right;"><i>DDD NIV Songs 8, tracks 10,11</i></span></p> <p>A, Adoration, God, we praise You!                  C, Confession, Forgive us our sins.                  T, Thanksgiving, Thank You for Jesus,                  S, Supplication, Help us to live like Him.</p> <p style="text-align: right;">That's the ACTS prayer, my friend,                  Bow your head, Close your eyes, Shhh,                  Let's begin.</p>
<p><b>Closing ACTS Prayer</b></p>	<p>"Let's pray!"</p> <p><i>Lead the children in the ACTS prayer for this Bible Truth.</i></p> <p><b>A</b> We praise You, God, for being so good and so powerful! You even use all of Your people's sadnesses for their good. You show how good and great You are!</p> <p><b>C</b> God, You promise to use all things for the good in the lives of Your people, but many times we don't trust that You will. We act like Your plans aren't good or that You aren't really in control. Please forgive us! We need a Savior!</p> <p><b>T</b> Thank You for Your amazing promises to work good even in all of our sadnesses, when we trust in You as our Savior. Thank You that You can work good things in even the biggest sadnesses and the scariest things that happen to us. Thank You for the good You will do that we do not yet see.</p> <p><b>S</b> God, work deep inside our hearts. Help us to turn away from our sins and trust in Jesus as our Savior. Help us to love You and trust You. Do many good things even through our sadnesses --good things that show others how good and great You are. In Jesus' name, we pray. Amen.</p>
<p><b>5. TAKING IT HOME</b> <i>(Take Home Sheet)</i></p>	
<p><b>Clean up and Dismissal</b> </p>	<p>"Now it's time to work together and clean up."  <i>Have the children join you in cleaning up the room.</i></p>
<p><b>Coloring Pages/ Take Home Sheets</b> </p> <p><i>in Appendix C</i></p>	<p><i>Give out the craft/take home sheet and any other papers from the session, as you dismiss children from class.</i></p> <p><i>(Reminder: The back side of the coloring page is the take home sheet for each lesson.)</i></p>
<p><b>Bible Story to Take-Home</b></p> <p><i>in Appendix C</i></p>	<p>You may also want to include a copy of the story along with the take home sheet. (However, each coloring sheet/take home sheet includes a note to parents telling where they can download the story from the Parent Resources section on the website.</p>

**The Case of the Sad Thing that Did Good***John 8-10***Story-telling Tips**

Ahead of time:

1. Read the Bible verses and story. Pray!
2. Choose story action cues and/or prepare storyboard figures, if using. (Included in Visual Aids book)
3. Practice telling story with the storyboard pictures, timing your presentation. Shorten, if necessary.

During your presentation:

1. Maintain as much eye contact as possible as you tell the story.
2. Put up storyboard figures/add story action cues as you tell the story. Allow the children to help you put them on the board, if desired.
3. Include the children in your story with a few questions about what they think will happen or words/concepts that might be new to them.
4. Watch the kids for signs that their attention span has been reached. Shorten, if necessary.

**INTRODUCTION/ LISTENING ASSIGNMENTS**

**“Our story is called: The Case of the Sad Thing that Did Good. Here is your listening assignment... ”** *Read from Detective Dan’s Listening Assignment signs, but questions are summarized below:*

**Detective Dan’s Lesson #1 Listening Assignment:**

I need to know:

- 1. What was the sad thing the parents found out about their baby?**
- 2. What good did Jesus use this sad thing to do?**

**Detective Dan’s Lesson #2 Listening Assignment:****Our Bible Verse is Romans 8:28:**

“And we know that in all things God works for the good of those who love him, who have been called according to His purpose.”

I need to know:

Transgressions and iniquities are other words for sin.

- 1. What did many people say about the baby’s blind eyes?**
- 2. What good purpose did God have for the baby’s blind eyes?**

**Detective Dan’s Lesson #3 Listening Assignment:**I found six clues, but two of them are **NOT** in the story.

They are: a baby, the Temple, Jesus, a suitcase, a car, and a pool of water.

*Hold each of them up for the children to see as you identify them.*

I need to know:

- 1. Which four belong in the story and which two don’t?**
- 2. Who did the blind baby grow up to worship? Why?**

**Read the assignment questions, THEN SAY,**

“Ok, Deep Down Detectives! Put on your best listening ears and see if you can hear the answers to Detective Dan’s questions. When I finish telling the story, we will see if we can answer all the questions.”

*Read the Bible Truth story, answer questions, present the gospel and lead in prayer.*

*Answers to questions; the gospel; and, ACTS prayer are included with the story text.*

**The Case of the Sad Thing that Did Good** *John 8-10**Story with lines separating paragraphs (text in bold, optional interaction cues in italics)*

**This story takes place in Jerusalem. Jerusalem was a beautiful city with thousands of people living in it. It had big, tall, stone walls all around it and big, wide gates where important men would talk about important things. It had lots of houses, big and small, along its twisty-turny, narrow, cobblestone streets. It had fountains of sparkling water to drink from and pools of water to wash in. It had a big marketplace where farmers would sell their delicious fruits and vegetables, and shepherds would sell their baa-ing sheep and maa-ing goats. Bakers would sell their warm, tasty bread there; and merchants, their fine-feeling fabrics, and glittering necklaces from other parts of the world.**

**But Jerusalem was most famous for its big, beautiful building made of glittering, white stones. It was the LORD's special worship place. Do you know what this building was called?**

*Do you know?*

**It was called the Temple. People would come from far and wide to worship the LORD at the Temple with their prayers and their songs and their worship gifts. They would gather in the courts around the Temple and listen to teachers tell them about the LORD and His good laws.**

**Not too far from the Temple lived a man and his wife. How happy this man and his wife were! Why do you think they were so happy?**

*Can you guess?*

**They were so happy because the wife had just had a baby. It was a baby boy. Oh, what good news this was!**

**"Yay! Yay!" the man and his wife thought. "We have a boy! We will love him and care for him. What a joy that will be! He will be a great help to our family, too. He will grow up strong and will help us make money to take care of our family, as sons always do." What a lot this man and his wife had to celebrate!**

**But soon the man and his wife weren't happy anymore. They were sad! There was something wrong with their baby boy's eyes. He couldn't see. Perhaps his eyes would get better, they must have hoped. But soon it was clear: their little boy's eyes would NOT get better. He would always be blind.**

**How sad this man and woman were for their little boy! He would never see their faces. He would never see Jerusalem's big, tall walls or gates. He would never see its houses along the narrow, cobblestone streets. He would never see its fountains or pools of sparkling water. He would never see its markets filled with good food and supplies. He would never see the beautiful Temple where people came to worship the LORD.**

**And to make things worse, this little boy would never be able to help his father make money to take care of the family. All he would ever be able to do is sit on the side of the street and ask people for money. Yes, this boy's blindness was very sad, indeed!**

*Story with lines separating paragraphs (text in bold, optional interaction cues in italics)*

**But there was something else that made the man and his wife sad. It was what other people said about their family. Some people saw the little, blind baby, and kindly said, "It is sad, sad, sad, that this little baby can't see. How hard that must be for him and his mother and father!" And, of course, the man and his wife had to agree. This blindness was sad, sad, sad! What good could come out of this blindness? It brought sadness! Only sadness!**

**But much worse was what the important men who taught about God and His laws, were saying: "It isn't sad, sad, sad that this little baby can't see. No! It's bad, bad, bad," they exclaimed. "This baby -- or his mother or father-- must have done something terribly bad. God is punishing them and that's why this baby was born blind," they said.**

**Was this true? What terrible thing had they done? Oh, how hard it was for the man and his wife to hear people say this! Oh, what badness came from this blindness! It brought sadness! Only sadness!**

**So I guess you can see why the man and his wife, who had been so very happy, weren't very happy at all anymore. Their hearts were full of sadness for their son and about all the terrible, wrong things the teachers were saying about their family.**

**Year after year went by. The little boy grew up and up and up, until at last he was a full grown man. He still was blind, but over the years, he had learned his way around the Jerusalem.**

*What do you think he could feel and hear and taste?*

**He knew the feel of Jerusalem's big, tall walls and its huge gates. He knew the feel of the cobblestones under his feet, the touch of the stone sides of the houses on his hands, and the fresh coolness of the shade in the narrow streets. He could splash the water on his face and sip it in his cup. He could taste the delicious fruit and hear the animals "baa-ing." He could smell the freshly baked bread and feel the silky fabric of the merchants. And as he sat beside the road to the big, beautiful Temple, he could feel the swish of people's clothes and the slap of their sandals as they went by. He heard the clink of the coins they tossed in his begging cup, on their way to worship the LORD.**

**But sometimes, he also heard people say those terrible, wrong words again: "There's that man who has been blind from birth. What terribly bad thing his family must have done for God to punish him like this!" they would exclaim.**

**This blindness was sad, sad, sad! What good could come out of this blindness? It brought sadness! Only sadness!**

**But then one Sabbath day, everything changed. The people who said those things were WRONG! That baby wasn't born blind because he or his parents had done something terribly bad No! God had always had a beautiful, big plan to use their sadness for good --great good! And this was to be the day that God's good plan would be made know to the blind man, his parents and oh, so many other people in Jerusalem. And God would use Jesus to do this!**

*Story with lines separating paragraphs (text in bold, optional interaction cues in italics)*

**Jesus and his close friends, the disciples, had come to Jerusalem. They went to the Temple where Jesus began to teach about God. Crowds of people gathered, eager to hear everything He had to say. Even the other teachers who taught at the Temple stopped talking and went to listen to Jesus, too.**

**“I am God’s Son,” Jesus told them all. “Whoever believes and obeys Me will get to live forever with God,” Jesus proclaimed.**

**The other teachers were furious! “We don’t believe you! You aren’t really God’s Son,” they said to Jesus. “You are lying. You deserve to die for saying you are God’s Son!” and they picked up stones to throw at Jesus. They were going to kill Jesus!**

---

**Jesus and His friends ran and hid. Would the teachers find Jesus and kill Him with their stones?**

**What do you think?**

*No, they would not. God protected Him. God protected Him.*

**When all was safe, Jesus and His friends came out of hiding. They left the Temple grounds, and whom did they see?**

*Can you guess?*

---

**It was the man born blind.**

**No sooner had Jesus’ friends seen the blind man, then that terrible question came out of their mouths: “Jesus, did this man or his parents do the terrible bad thing that made his eyes blind?” they asked.**

**“You have it all wrong!” Jesus told them. “This man isn’t blind because someone did something terribly bad. It was God’s plan to use his poor man’s sadness for good --great good. I’m going to heal his eyes by God’s power. God will use this to help many believe that I really am God’s Son,” Jesus declared.**

---

**Then, Jesus went to the blind man and knelt down next to him. He spit on the ground and mixed the spit with the dirt and made it into mud. What would Jesus do with that mud?**

*What do you think Jesus would do with it?*

**Jesus smeared mud on the man’s eyes and told him, “Go wash in the Pool of Siloam.”**

**Why did Jesus do this? Was He making fun of this poor man? Did He want to make his sad life, even sadder?**

*What do you think?*

---

**The man would soon find out, and so will we! Down the narrow, cobblestone streets, the blind man made his way to the Pool of Siloam. Even though he could not see, he knew how to get there. He had felt his way there many times.**

*Story with lines separating paragraphs (text in bold, optional interaction cues in italics)*

**At the pool, he dipped his hands into the cool water. He brought them up to his face and washed off the mud. He opened his eyes and what do you think happened?**

*What do you think?*

**Yay! yay! yay! That man born blind could see for the first time in his whole life! Jesus had healed him!**

**The happy man went home to share the news with his father and mother. What did he see as he went home? He saw the pool of sparkling water! He saw the big, tall walls and the huge gates. He saw the narrow, cobblestone streets and all the houses. He saw the market and the Temple. He saw his very own little house. And then, he saw his very own parents for the first time!**

**“Jesus healed me! Now I can see!” the man exclaimed to his parents. How happy they must have been. After all these years, their son could see! They spread the good news to all who would listen.**

**And those who heard the news rushed to the house to see for themselves! Sure, enough, it was true! The man born blind could see! They were amazed at what Jesus had done. “No one has ever healed a man born with blind eyes before. Jesus must be whom He says He is,” they exclaimed. What good Jesus had begun to do through this man’s blind eyes! Jesus had used them to help these people believe in Him!**

**Before long, Jesus’ enemies, the Pharisees, heard what Jesus had done for the blind man. He was taken to them to inspect his healing and make sense of it. These teachers couldn’t doubt the amazing thing that Jesus had done, but still, they refused to believe in Jesus. “Jesus is a bad man! He is not God’s Son,” they said.**

**And what about the blind man who had been healed? What did he think?**

*Do you think he believed in Jesus?*

**Yes, he did! He fell down before Jesus and worshipped Him. “Lord, I believe,” he exclaimed.**

**What a day for that blind man and for his parents! Jesus had used this man’s sadnesses for good --for great good, just as God had always planned. He healed his blind eyes. And best of all, He gave that man-- and many others-- faith to trust in Him as God’s Son, their Savior. Now that is good --great, good!**

**Cracking the Case:** (story wrap-up for Listening Assignments)

It's time to see how we did with our Listening Assignment.

**Detective Dan's Lesson 1 Listening Assignment:**

**1. What was the sad thing the parents found out about their baby?** He was blind.

**2. What good did Jesus use this sad thing to do?** To show God's great power and to help many people trust in Jesus as God's Son, the Savior, including the blind man, himself.

**For You and Me:**

Isn't it wonderful to know that God uses all of His people's sadnesses for good! God still uses His people's sadnesses for good, even today. And we can know that He will use all of our sadnesses for the good, too, if we turn away from our sins and trust in Jesus as our Savior. It is His promise to all who do.

**Detective Dan's Lesson 2 Listening Assignment:  
Our Bible Verse is Romans 8:28:**

"And we know that in all things God works for the good of those who love him, who have been called according to His purpose."

**1. What did many people say about the baby's blind eyes?** Many people thought God was punishing the baby or his parents for something bad they had done.

**2. What good purpose did God have for the baby's blind eyes?** To show God's great power and to help many people trust in Jesus as God's Son, the Savior, including the blind man, himself.

**For You and Me:**

Those people were wrong, weren't they? God always planned to use that baby's blindness for good. He wasn't punishing them! Isn't it wonderful to know that God uses all of His people's sadnesses for good! God still uses His people's sadnesses for good, even today. And we can know that He will use all of our sadnesses for the good, too, if we turn away from our sins and trust in Jesus as our Savior. It is His promise to all who do.

**Detective Dan's Lesson 3 Listening Assignment:**

Our six clues were: a baby, the Temple, Jesus, a suitcase, a car, and a pool of water.

**1. Which four belong in our story?**

The baby, the Temple, Jesus and the pool of water belong. The suitcase and the car do not.

**2. Who did the blind baby grow up to worship? Why?**

Jesus. God gave him faith to believe in Jesus when Jesus healed his blind eyes.

**For You and Me:**

How kind it was of Jesus to heal the blind man! How even kinder it was of Jesus to give the blind man faith to believe that He was God's Son, the Savior. How many good things God used the blind man's sadness to do! God will use our sadnesses for good, too, when we turn away from our sins and trust in Jesus as our Savior. It is His promise to all who do.

**The Gospel** (story wrap-up if NOT using Listening Assignments)**Our Bible Truth is:**

**What Is God's Love for His People Like?  
It's More than They Could Ever Deserve!  
God Uses Their Sadnesses for Good!**

No one likes sadnesses, but we all have them. How wonderful is God's promise to use every single sadness of His people for their good and to show how great He is!

God's people's greatest sadness is that they are sinners who chose to disobey God. But do you know that God has turned that greatest sadness into the greatest good? You see, God sent His Son, Jesus, to die on the cross and take His punishment for their sins. On the third day, He rose from the dead, proving He had done it! They are forgiven. They have become His dearly-loved people! And they will get to praise God forever for how much He has loved them through Jesus. We, too, can know God's forgiveness and become His people if we turn away from our sins and trust in Jesus as our Savior.

*Close in prayer.*



**Closing ACTS Prayer**

- A** We praise You, God, for being so good and so powerful! You even use all of Your people's sadnesses for their good. You show how good and great You are!
- C** God, You promise to use all things for the good in the lives of Your people, but many times we don't trust that You will. We act like Your plans aren't good or that You aren't really in control. Please forgive us! We need a Savior!
- T** Thank You for Your amazing promises to work good even in all of our sadnesses, when we trust in You as our Savior. Thank You that You can work good things in even the biggest sadnesses and the scariest things that happen to us. Thank You for the good You will do that we do not yet see.
- S** God, work deep inside our hearts. Help us to turn away from our sins and trust in Jesus as our Savior. Help us to love You and trust You. Do many good things even through our sadnesses --good things that show others how good and great You are.

In Jesus' name we pray, Amen.

***Go to Lesson Plan, p.9 for the script to the rest of the lesson.***



# Deep Down Discussion Sheet

use with all THREE lessons

Use with all response activities for deeper learning



P.1

Questions to aid discussion of the key concepts and for use in games

Be familiar with these questions and answers. Look for opportunities to ask questions and discuss their answers, such as while the children work on their coloring pages, as part of their response games, or during play time. Remember: your goal isn't to ask all these questions or only talk to the children about these things. It is to be deliberate in having good conversations with them, however much or little you have.

**BIG QUESTION**

What Is God's Love for His People Like? More than They Could Ever Deserve!

**Meaning**

God has a special people He loves. They come from all over the world. They've lived in every time --from long ago, all the way up to today. And there are millions and millions of them! There is nothing better than being one of God's special people! God has adopted them as His children. He promises to love and care for them always. He gives them special closeness with Him in their heart; and one day when they die, they will go to live with Him forever. God's people know His love for them is more than they could ever deserve. They know God didn't make them His special people because they were so good. They are sinners who have disobeyed His good laws, just like everyone else. God just loves them just because He loves them. God's love for His people is the biggest love there will ever be. It's so big that God sent His Son, Jesus, to suffer and die on the cross to pay for their sins. That was the only way they could become His people. You and I can become God's people when we turn away from our sins and trust in Jesus as our Savior.

**Discussion Questions**

1. What is God's love for His people like? *More than they could ever deserve.*
2. Where are God's special people from? *From all over the world and from every time people have lived.*
3. What have God's special people said sorry to God about? *Their sins.*
4. Who have God's special people trusted in as their own Savior? *Jesus.*
5. How long does God promise to love His people? *Forever!*
6. What is better than being one of God's special people? *Nothing!*
7. Did God make them His special people because they were so good? *No. He loves them because He loves them.*
8. What must we do, if we are to be God's special people? *Turn away from our sins and trust in Jesus as our Savior.*

choose a few

**BIBLE TRUTH**

It's More than They Could Ever Deserve...God Uses Their Sadnesses for Good!

**Meaning**

Everyone has troubles. We all have times when we are sad or scared. Sometimes people are mean to us. Sometimes bad things happen to us or to the people we love. When bad things happen to God's people, they keep on trusting in Him. They know God loves them and that He is in control. They know that He promises to use every trouble they have for their good and to show how good and powerful He is. And, while sometimes it may be hard to see what good God could possibly bring through their troubles, God's people know that one day they will understand His good plans. And on that day, they will have nothing but praise for God, when they see how He truly did work all things for good in their lives. And that's why God's people can praise and thank God now for those good things, even before they know what they are, and even while they are still in the middle of their sadnesses. God is that good! They can trust Him that much, even with what they don't yet understand. We can become God's people when we turn away from our sins and trust in Jesus as our Savior.

**Discussion Questions**

1. Who has troubles and times when they are sad or scared? *Everyone.*
2. Do God's people have bad things happen to them? *Yes, they do.*
3. Who do God's people keep trusting in when bad things happen to them? *In God.*
4. What do they remember about God? *That He loves them and He is in control.*
5. What does God promise to do with every one of the troubles God's people go through? *To use them for their good and use them to show how wonderful God is.*
6. What will God's people praise Him about those troubles they had? *They will praise Him for the good things He did through them.*
7. How can we become God's people? *By turning away from our sins and trusting in Jesus as our Savior.*

choose a few

**Deep Down Discussion Sheet**

use with all THREE lessons

**P.2**

Questions to aid discussion of the key concepts and for use in games

<p><b>THE GOSPEL</b></p>	<p>What is God’s good news for you and me? <i>The gospel!</i></p> <p><i>No one likes sadnesses, but we all have them. How wonderful is God’s promise to use every single sadness of His people for their good and to show how great He is!</i></p> <p><i>God’s people’s greatest sadness is that they are sinners who chose to disobey God. But do you know that God has turned that greatest sadness into the greatest good? You see, God sent His Son, Jesus, to die on the cross and take His punishment for their sins. On the third day, He rose from the dead, proving He had done it! They are forgiven. They have become His dearly-loved people! And they will get to praise God forever for how much He has loved them through Jesus. We, too, can know God’s forgiveness and become His people if we turn away from our sins and trust in Jesus as our Savior.</i></p>
<p><b>BIBLE TRUTH</b> <b>BIBLE VERSE</b></p> <p><b>Meaning</b></p> <p><b>Discussion Questions</b></p> <p><i>choose a few</i></p>	<p>“And we know that in all things God works for the good of those who love him, who have been called according to His purpose.” --Romans 8:28</p> <p><b>Learn a Little:</b> “In all things God works for the good of those who love him.”</p> <p>These verses remind us that God’s people are those who love Him. In His great love, He has called them to turn away from their sins and trust in Jesus for the forgiveness of their sins. This is what it means to be justified.</p> <p>But being justified is just the beginning of God’s good plans for His people. He also planned for all things in their lives—both enjoyable things and hard things— to be for the good purpose of making them more like Jesus. Yes, God planned to use all of these things to prepare His people for life with Him in heaven. What will life in heaven be like for them? There, they will be glorified! They will be freed from sin forever! God will make them a pure reflection of His glory. This is God’s wonderful plan for making everything in His people’s lives for their good and His glory. We can become God’s people by turning away from our sins and trusting in Jesus as our Savior.</p> <p>1. What does God use for the good in His people’s lives? <i>All things...even sad, bad and hard things!</i></p> <p>2. Who do God’s people love? <i>God.</i></p> <p>3. Who has a purpose for God’s people? <i>God does.</i></p> <p>4. Who does God plan to make His people like? <i>Like Jesus.</i></p> <p>5. How can we become God’s people? <i>By turning away from our sins and trusting in Jesus as our Savior.</i></p>
<p><b>BIBLE STORY</b></p> <p><b>Discussion Questions</b></p> <p><i>choose a few</i></p>	<p><b>The Case of the Sad Thing that Did Good</b></p> <p>1. Whose sadness did Jesus use for the good in this story? <i>The blind man’s sadness.</i></p> <p>2. What were the blind man’s sadnesses? <i>He could not see, even from birth. He could not help his father take care of the family by making money. Many people said that he (or his parents) must have done something terribly wrong for him to be born blind.</i></p> <p>3. How did Jesus use the blind man’s sadnesses for good? <i>Jesus healed the blind man eyes so he could see. Many people--including the blind man--believed in Jesus when they saw the amazing way that Jesus healed him. God even uses the story of the blind man to help us to believe in Jesus!</i></p> <p>4. Jesus healed the blind man’s eyes so they could see; and, He gave him faith to believe in Him. Who in the story had eyes that worked, but could not “see” (believe) that Jesus really was God’s Son sent to save His people? <i>The teachers at the Temple, the special meeting place of God.</i></p> <p>5. What good thing might God use the blind man’s story to do in us? <i>To help us turn away from our sins and trust in Jesus as our Savior.</i></p>