

DEEP DOWN DETECTIVES

**Curriculum Resources
for Unit 8, Bible Truth 2:**



**What Is God's Love for
His People Like?**

**It's More than They Could
Ever Deserve...**

God Always Takes Care of Them!

Session Prep (especially good for newbies!)

Pray!



Pray for the Holy Spirit to be at work in your and the children's hearts.

Review



If new to the curriculum, look at the **Getting Started with Deep Down Detectives section of the Core Curriculum book.** (p.5) It will be especially helpful to read through the Deep Down Detectives section of **The Praise Factory Tour: Extended Version Book.** This is a visual way to understand what goes on in the classroom. (A pdf of the book is found in the samples section on the website.)

Look through and Learn the Lesson



Read over **lesson plan.** Practice any **songs or action rhymes** you are using. Choose/make up motions to go with these. Choose less with younger children and more with older preschoolers. **Practice the lesson with the visual aids** and using the Big Question Box/Briefcase.

Read and Rehearse the Bible Story with Pictures



Read the Bible story from the Bible. Read the curriculum version. Practice telling it with the storyboard pictures. (If you have not previously laminated the story pictures, do that now.) Or, rehearse it from the Simple Story Scenes, if you are using those.

Let There Be Music



Download the music and listen to the songs. Choose which of the songs you will use with the children. If using live musicians, make sure they have the sheet music (Appendix A, Core Curriculum book).

Put the Props in Place



1. Prepare your Visual Aids. Put the Big Question, Unit Bible Truths, Bible Truth, Bible Verse, and Listening Assignment signs, as well as the Bible Story script in one side of the Bible folder.
2. Get out your storyboard. If using Simple Story Scenes, put these in your Bible Folder. Or, if using the individual storyboard figures, put all background pictures in place (they have a BG by the number). Put the rest of the storyboard pictures (these have a SB by the number) in order of use in the other side of the Bible folder.
3. Put the DDD Bible Folder as well as the Big Question sign in the Big Question Box/Briefcase and shut it. If your box/briefcase has locks and you want to use the unlocking the box as part of your session, lock it now....but make sure you have the key or know the code first.
4. Prepare the music CD or sheet music or mp3 device for use in your session.

Set Out Free Play Activities



Choose and set up free time activities you will use with the children. Choose a variety of different activities that will be enjoyed by different types of children. Rotate the activities you provide to keep them interesting and fresh to your children. (Suggestions in Appendix D, Core Curriculum books.)

Prepare Any Activities



Choose which (if any) of the Bible Truth games and crafts activities you want to use in the session. Bear in mind your time frame as well as the developmental abilities and attention span of your children as you decide which/how many to prepare. **Look over the Discussion Sheet** and choose a few questions you might use to spark discussion with the children as they do their activities (especially good for ages 3's+). Pray for God to give you opportunities to talk about these things with the children.

Let Them Take It with Them



Make copies of the craft/take home sheets, if you are not already using them as one of your activities. You may also want to make copies of the story (see take-home version of each story included in Appendix C with the other take home resources) to have for parents to use with their children at home. There's a link on each craft/take home sheet to the story, if you don't make hard copies.

Store It



After your session is over, collect the resources and store them for future use. This curriculum can be used over and over for years to come.

Unit 8: The God Who Loves

UNIT OVERVIEW

God has a special people He loves. They come from all over the world. They've lived in every time --from long ago, all the way up to today. And there are millions and millions of them!

There is nothing better than being one of God's special people! God has adopted them as His children. He promises to love and care for them always. He gives them special closeness with Him in their heart; and one day when they die, they will go to live with Him forever.

God's people know His love for them is more than they could ever deserve. They know God didn't make them His special people because they were so good. They are sinners who have disobeyed His good laws, just like everyone else. God just loves them just because He loves them.

God's love for His people is the biggest love there will ever be. It's so big that God sent His Son, Jesus, to suffer and die on the cross to pay for their sins. That was the only way they could become His people. You and I can become God's people when we turn away from our sins and trust in Jesus as our Savior.

In this unit we will learn four truths about God's love.

UNIT BIBLE VERSE: 1 Chronicles 16:34, ESV

"Oh give thanks to the LORD, for he is good; for his steadfast love endures forever!"

BIG QUESTION UNDER INVESTIGATION: What Is God's Love for His People Like?

ANSWER: It's More than They Could Ever Deserve!

OPTIONAL Big Question 8 INTRODUCTION LESSON (Use Hide 'n' Seek Kids Unit 8 Material)

Story: The Case of the Eager Enemy's End *Acts 7-9*

Bible Verse: 1 Chronicles 16:34

BIBLE TRUTH 1: God Gave His Son, Jesus, to Save Them (3 Lessons Available)

Story: The Case of the Costly Children

Exodus 24, Jeremiah 25, Isaiah 9,42,43,49, Ezekiel 37, Daniel 9, Zechariah 8-14

Bible Verse: 1 John 4:10

➔ BIBLE TRUTH 2: God Always Takes Care of Them (3 Lessons Available)

Story: The Case of the Woman Who Didn't See *Ruth*

Bible Verse: Psalm 23:1-3,6

BIBLE TRUTH 3: God Uses Their Sadnesses for Good (3 Lessons Available)

Story: The Case of the Sad Thing that Did Good *John 8-10*

Bible Verse: Romans 8:28-29

BIBLE TRUTH 4: God Will Never Stop Loving His People

(3 Lessons Available)

Story: The Case of the One Who Would Not Stop *1 & 2 Samuel, Psalm 16,23*

Bible Verse: Hosea 2:19

Deep Down Detectives ESV Songs & Track Numbers

This is a listing of all songs mentioned in the unit curriculum. You may or may not choose to use all of the songs. They are listed in easy-reference order--NOT in the order used in the curriculum.

You may choose to simply burn a CD/load them onto an mp3 device in this order. Or, you may want to do what we do: choose the songs we want to use and create a play list of them in that order. Then, we burn a CD/upload the play list onto an mp3 device. A teacher only has to click forward to the next song, instead of hunting for the right track. The track number have been included as part of the title of each song, so teachers will still have a reference to the track number listed in the curriculum (same as those listed below), even if you change the order on your customized play list.

SONGS USED EVERY UNIT OF THE CURRICULUM

- 1 The Classroom Song v.1
- 2 The Classroom Song v.2
- 3 The Classroom Song v.3
- 4 The Classroom Song v.4
- 5 Deep Down Detectives Theme Song
- 6 The Classroom Rules Song
- 7 Let's Pray Song
- 8 The Big Question Box Song
- 9 The Bible Chant Song
- 10 ACTS Prayer Song (Short Version)
- 11 ACTS Prayer Song (Full Version)

Why the Extra Songs?

Deep Down Detectives is a curriculum used by a wide age-span of kids. Sometimes one of the other songs is a better fit for your kids. Or, you may simply want to teach them more songs on the same Bible Truth. Use as many or as few as you want.

listen to or download songs for free at <https://praisefactory.org>: Deep Down Detectives Music page

UNIT 8: THE GOD WHO LOVES

- 12 Big Q & A 8 Song
- 13 Big Question 8 Song: What Is God's Love for His People Like?
- 14 Big Question 8 Bible Verse Song: Oh, Give Thanks 1 Chronicles 16:34 ESV (full version)
- 15 Big Question 8 Bible Verse Song: Oh, Give Thanks 1 Chronicles 16:34 ESV (short version)
- 16 *Extra Big Question 8 Bible Verse Song: Give Thanks 1 Chronicles 16:34 ESV (different version)*
- 17 *Extra Big Question 8 Bible Verse Song: The Steadfast Love of the Lord Lamentation 3:22,23, ESV*
- 18 Big Question 8 Hymn: And Can It Be, v.1 refrain
- 19 Big Question 8 Praise Song: God Is So Good

What Is God's Love for His People Like? It's More Than They Could Ever Deserve...

Bible Truth 1: God Gave His Son, Jesus, to Save Them

- 20 Bible Verse: This Is Love 1 John 4:10, ESV
- 21 *Extra Song: God's One, Big Plan*
- 22 *Extra Bible Verse: The LORD Is Good to All Psalm 145:9,13,15-16, ESV*
- 23 *Extra Bible Verse: For God So Loved the World John 3:16, ESV*

Bible Truth 2: God Always Takes Care of Them

- 24 Bible Verse: The LORD Is My Shepherd Psalm 23:1-6, ESV
- 25 *Extra Bible Verse: Who Shall Separate Us Romans 8:35, 37-39, ESV*
- 26 *Extra Bible Verse: If God Is for Us Romans 8:31-32,35,38-39, ESV (different version)*

Bible Truth 3: God Uses Their Sadnesses for Good

- 27 Bible Verse: And We Know Romans 8:28-29, ESV
- 28 *Extra Bible Verse: All Things Romans 8:28-29, ESV*

Bible Truth 4: God Will Never Stop Loving His People

- 29 Bible Verse: I Will Betroth You to Me Hosea 2:19, ESV
- 30 *Extra Bible Verse: Even to Your Old Age Isaiah 46:4,9,11, ESV*
- 31 *Extra Bible Verse: For He Chose Us Ephesians 1:4-5, HCSB*

Big Question 8, Bible Truth 2 Overview: Key Concepts

P.1

Unit 8: The God Who Loves

Unit Big Question (and Answer): What Is God's Love for His People Like?
It's More than They Could Ever Deserve!

Unit Bible Verse: "Oh give thanks to the LORD, for he is good; for his steadfast love endures forever!"
--1 Chronicles 16:34, ESV

Bible Truth 2 Concept: God Always Takes Care of His People

Everyone who turns away from their sins and trusts in Jesus as their Savior becomes one of God's people. And they don't just become one of His people! He makes them His adopted children! God becomes their Father in heaven. They are part of His family forever!

God is kind to give us a mother and father, and even sisters and brothers, in the families we are a part of, here on earth. What good gifts they are! They love us and care for us, the best they can. God helps them love us. But no matter how good and loving our parents might be here on earth, they will never love us or take care of us as well as God can. God is the best Father we can ever imagine. He is perfect! He is all-wise: He always knows what is best for His children. He is always faithful: He always gives them what He promises them. He's all-powerful: He can always give His children everything they need and so much more. He is all-loving: He only does what is good for them.

God's adopted children never need to worry. They know that God, their Father in heaven, is always with them, always taking care of them. We can become one of God's children, too, when we turn away from our sins and trust in Jesus as our Savior. God loves to help us become His children!

Bible Truth 2 Bible Verse: Psalm 23:1-3,6

"The LORD is my shepherd; I shall not want. He makes me lie down in green pastures. He leads me beside still waters. He restores my soul. He leads me in paths of righteousness for his name's sake... Surely goodness and mercy shall follow me all the days of my life, and I shall dwell in the house of the LORD forever."

Learn a Little: "The LORD is my shepherd, I shall not want."

Meaning

These verses remind us that God loves His people and cares for their needs completely, just like a good shepherd loves and takes care of his sheep. That's what it means to not be in want. We can become God's people when we turn away from our sins and trust in Jesus as our Savior.

Bible Truth 2 ACTS Prayer

- A** We praise You, God, for being so full of love for Your people. You are their heavenly Father. You care for all of their needs in the way that You know is best.
- C** God, You promise to take care of those who put their trust in Jesus, but many times we doubt Your promises. Please forgive us! We need a Savior!
- T** Thank You, God, for loving the world so much that You sent Jesus to be our Savior. Thank You for being so faithful and good to those who trust in You. Thank You for taking care of all their needs in the way You know is best for them. What a wonderful thing it is to get to be Your adopted child!
- S** God, work deep inside our hearts. Help us to turn away from our sins and trust in Jesus as our Savior. Fill our hearts with love for You. Take care of us and help us to trust in You. Be our heavenly Father. Make us Your adopted children. In Jesus' name, we pray, Amen.

Bible Truth 2 Story

The Case of the Woman Who Didn't See *The Book of Ruth*

Songs Used in Bible Truth 2

Big Q & A 8 Song

Big Question 8 Song: What Is God's Love for His People Like?

Big Question 8 Bible Verse Song: O, Give Thanks 1 Chronicles 16:34 ESV

Extra Big Question 8 Bible Verse Song: Give Thanks 1 Chronicles 16:34 ESV

Extra Big Question 8 Bible Verse Song: The Steadfast Love of the Lord Lamentation 3:22,23, ESV

Big Question 8 Hymn: And Can It Be, v.1 refrain

Big Question 8 Praise Song: God Is So Good


Bible Truth 2 Bible Verse: The LORD Is My Shepherd Psalm 23:1-6, ESV



Extra Bible Truth 2 Bible Verse: Who Shall Separate Us Romans 8:35, 37-39, ESV

Extra Bible Truth 2 Bible Verse: If God Is for Us Romans 8:31-32,35,38-39, ESV

listen to or download songs for free at <https://praisefactory.org>: Deep Down Detectives Music page

1. GETTING STARTED

 = follow the stars for a short & simple lesson plan

<p>Intake Activity Ideas</p>	<p>Choose one of these open-ended activities to include children as they join the class:</p>
<p>Free Play Time <i>suggestions in Appendix D</i></p>	<p> Offer your own or some of the easy-to-make, free play activities suggested in Appendix D.</p>
<p>OR Sing-along Music Time <i>lyrics and sheet music, Appendix A</i></p>	<p>Music from Deep Down Detectives (DDD) ESV Songs 8:</p> <ul style="list-style-type: none"> Big Q & A 8 Song <i>DDD ESV Songs 8, track 12</i> Big Question 8 Song <i>DDD ESV Songs 8, track 13</i> Big Question 8 (Unit) Bible Verse Song: Oh, Give Thanks 1 Chronicles 16:34 ESV (full version) <i>DDD ESV Songs 8, track 14</i> Big Question 8 (Unit) Bible Verse Song: Oh, Give Thanks 1 Chronicles 16:34 ESV (short version) <i>DDD ESV Songs 8, track 15</i> Extra Big Question 8 (Unit) Bible Verse Song: Give Thanks 1 Chronicles 16:34 ESV <i>DDD ESV Songs 8, track 16</i> Extra Big Question 8 (Unit) Bible Verse Song: The Steadfast Love of the Lord Lamentation 3:22,23, ESV <i>DDD ESV Songs 8, track 17</i> Big Question 8 Hymn: And Can It Be, v.1 Refrain <i>DDD ESV Songs 8, track 18</i> Big Question 8 Praise Song: God Is So Good <i>DDD ESV Songs 8, track 19</i> Bible Truth 2 Bible Verse Song: The LORD Is My Shepherd Psalm 23:1-6, ESV <i>DDD ESV Songs 8, track 24</i> Bible Truth 2 Extra Bible Verse Song: Who Shall Separate Us Romans 8:35, 37-39, ESV <i>DDD ESV Songs 8, track 25</i> Bible Truth 2 Extra Bible Verse Song: If God Is for Us Romans 8:31-32,35,38-39, ESV <i>DDD ESV Songs 8, track 26</i> <p><i>Add more fun to Sing-along Music Time by adding a Music, Movement & Memory Activity. These activities are listed on p.10 of this lesson plan with the Response Activities. Instructions found in Appendix B.</i></p>
<p>OR Bible Verse Memory Game <i>instructions found in Appendix B</i></p>	<p>Lesson 1 Game: Animal Cube Lesson 2 Game: Fill'er Up Lesson 3 Game: Lily Pad Jump</p> <p><i>These activities are also included on p.10 of this lesson plan with the Response Activities.</i></p>
<p>2. OPENING CIRCLE TIME (<i>introduce the Bible Truth and tell the related Bible story</i>)</p>	
<p>Gathering the Children <i>lyrics and sheet music, Appendix A</i></p>	<p><i>Sing verse 1 of The Classroom Song to gather the children for Circle Time.</i></p> <p>The Classroom Song, verse 1 <i>DDD ESV Songs 8, track 1</i></p> <p>Let's gather together to worship God, Let's gather together to worship God, Let's gather together to worship God, Come gather here with me!</p>
<p>Welcome to Deep Down Detectives</p>	<p> "Welcome to Deep Down Detectives. We're so glad you've joined us! Detectives are people who look for answers to questions. In Deep Down Detectives, we look for answers to big questions about God. We dig deep down in the truths of God's Word to find them."</p>

2. OPENING CIRCLE TIME, continued



= follow the stars for a short & simple lesson plan

<p>Deep Down Detectives Theme Song</p> <p><i>Lyrics and sheet music, Appendix A</i></p>	<p>"Let's sing our Deep Down Detectives Theme Song."</p> <p>★ Deep Down Detectives Theme Song DDD ESV Songs 8, track 5</p> <p>We're Deep Down Detectives, diggin' deep in God's Word, For truths about God and His plans for this world, We're seeking to love Him, with all of our heart, We're Deep Down Detectives! Come on! Let's start!</p>
<p>Classroom Rules Song</p> <p><i>Lyrics and sheet music, Appendix A</i></p>	<p>There are two very important things that Deep Down Detectives do together: we worship God and we love one another. Our Classroom Rules Song reminds us how we should act. Let's sing it."</p> <p>Classroom Rules Song DDD ESV Songs 8, track 6</p> <p>Shh, be quiet while someone is talking, Raise your hand, if you have something to say, Don't touch your friend, sitting beside you, Obey your teachers, Be kind as you play. These are our classroom rules, These are our classroom rules, They help us worship God and love one another, These are our classroom rules.</p>
<p>Opening Prayer Time</p> <p><i>Lyrics and sheet music, Appendix A</i></p>	<p>"Children, we need God's help to keep these rules. Let's ask Him to help us right now. Let's get ready and pray."</p> <p>Let's Pray DDD ESV Songs 8, track 7</p> <p>1-2-3! Fold your hands, Bow your head, Close your eyes. Let's pray! (<i>repeat</i>)</p> <p>"Let's pray:"</p> <p>★ Opening Prayer</p> <p>Dear Lord, We're so glad to get to gather together to worship You! Please help us keep the classroom rules. Please help us to love You and learn about You today. In Jesus' name, we pray. Amen.</p>

2. OPENING CIRCLE TIME, continued

★ = follow the stars for a short & simple lesson plan

Reveal the Big Question
Introduce the Big Question Box/Briefcase

lyrics and sheet music, Appendix A

“Detectives INVESTIGATE things. That means they ask questions and look for answers. Deep Down Detectives investigate big questions about God. The Big Question we are investigating today is right inside our Big Question Box/Briefcase.

The Big Question Box Song

DDD ESV Songs 8, track 8

We’ve got a big box,
All closed up and locked,
Filled with the truths of God’s Word.

We’ve got a brief case,
There’s no time to waste,
Come on, kids, let’s open it up!

The Big Question under Investigation

VISUAL AID



of BQB

Big Question & Answer Sign, front side

**found in the DDD Unit 8 Visual Aids, ESV Book*

Ok, who would like to open for me and pull out the Big Question?”

Choose a child to open the box/briefcase, take out the Big Question and hand it to you, then hold up the Big Question sign for all the children to see, and say:

★ The Big Question we are investigating today is Big Question Number 8:

What Is God’s Love for His People Like?

and the Answer is:

It’s More than They Could Ever Deserve!

Big Question Meaning

★ God has a special people He loves. They come from all over the world. They’ve lived in every time --from long ago, all the way up to today. And there are millions and millions of them!

There is nothing better than being one of God’s special people! God has adopted them as His children. He promises to love and care for them always. He gives them special closeness with Him in their heart; and one day when they die, they will go to live with Him forever.

God’s people know His love for them is more than they could ever deserve. They know God didn’t make them His special people because they were so good. They are sinners who have disobeyed His good laws, just like everyone else. God just loves them just because He loves them.

God’s love for His people is the biggest love there will ever be. It’s so big that God sent His Son, Jesus, to suffer and die on the cross to pay for their sins. That was the only way they could become His people. You and I can become God’s people when we turn away from our sins and trust in Jesus as our Savior.

Big Question Songs

★ “Let’s sing our Big Question Song:

Big Q & A 8 Song

DDD ESV Songs 8, track 12

(adapted version of “Baa, Baa, Black Sheep)

Big Q & A 8 Song

lyrics and sheet music, Appendix A

What is God’s love for His people like?
More than they could ever deserve.
What is God’s love for His people like?
More than they could ever deserve.
What is God’s love for His people like?
More than they could ever deserve.

2. OPENING CIRCLE TIME, continued



= follow the stars for a short & simple lesson plan

Learning about the Big Question (use one or both)



Repeat the Big Question and Answer again:

“What Is God’s Love for His People Like? More than They Could Ever Deserve!”

Say: “Hmmm, I wonder what that means... Let’s do our action rhyme/sing our song that explains it.”

Then do the action rhyme or sing the song using any of the optional motions suggested, if desired.

Big Question Action Rhyme

Big Question 8 Action Rhyme

(POSSIBLE ACTIONS)

God has a special people,
A special, special people,
God has a special people...
...from ev-ry-where!
And you can be His, too!

Stretch your hands out wide to include every place

Point to someone else

God loves His special people
His special, special people,
God loves His special people...
...forever and ever!!
And you can be His, too!

Place your hand on your heart

Point to someone else

Big Question (Action Rhyme) Song

lyrics and sheet music, Appendix A



Big Question 8 (Action Rhyme) Song

DDD ESV Songs 8, track 13

What is God’s love for His people like?
What is God’s love for His people like?
What is God’s love for His people like?
It’s more than they could ever deserve.

(POSSIBLE ACTIONS)

Place hand over your heart

Verse 1

God loves His people from all places,
from all times, with ev’ry kind of faces.
God loves His people from ev’ry nation,
And He loves them all through Jesus Christ

Touch your face

Refrain

God’s love for His people is
more than they could ever deserve.
God’s love for His people is
more than they could ever deserve.

Place hand over your heart

Verse 2

God loved His people before the beginning,
Even before they were repenting and believing,
God loved His people from ev’ry nation,
And He loved them all through Jesus Christ. *Refrain*

Stretch your hands out wide to include people from every nation

Verse 3

God loved His people, He sent Jesus,
To save them, so forever they would be His,
God loves His people from ev’ry nation,
And He always will through Jesus Christ. *Refrain*

Make cross with your index fingers

2. OPENING CIRCLE TIME, continued

★ = follow the stars for a short & simple lesson plan

Learning the Bible Truth

VISUAL take out

AID



of BQB

VISUAL AID

All the Bible Truths Sign

★ "It's More than They Could Ever Deserve" is a good beginning, but there's so more to learn. So it's time for us to dig down even deeper for more answers to our Big Question about God. We're going to be learning **FOUR** Bible truths that all tell us more about God's love for His people.

Who would like to hand me the picture with our four Bible truths on it? It's in the Big Question Box/Briefcase." *Choose a child to get it and hand it to you, then hold it up and show them the pictures of the four truths they will be learning.*

Bible Truth Clue

VISUAL take out

AID



of BQB

Bible Truth Clue Sign,

front side

VISUAL AID

After everyone has had a good look, say...

"Ok, we've learned one truth about God's love for His people. It's this one: "God Gave His Son, Jesus, to Save Them." (point to pictures as you identify each Bible Truth). Now let's look at our Bible Truth Clue sign and see if we can figure out which of these four truths we will be learning about today. Who would like to get it out of the Big Question Briefcase for me?"

Choose a child to open the briefcase, take out the Bible Truth Clue sign and hand it to you. Hold up the front side for the children to see. Cover up the answer, written along the bottom, and say:

**"What Is God's Love for His People Like?
It's More than They Could Ever Deserve...
God ???? Takes Care of Them!"**

Hint

We're missing one word. Here's the hint to what the missing word is. It says: "This word means doing something over and over and never stopping. It starts with the letter "A" and it rhymes with "Sundays."

Can you guess? It's "Always."

So the Bible Truth we are learning today is:

(uncover answer from bottom of sign, show it to them and say:)

★ **"What Is God's Love for His People Like?
It's More than They Could Ever Deserve...
God Always Takes Care of Them!"**

Bible Truth Meaning

★ And here is what this Bible Truth means: *(read the meaning off of the back of the sign, say:)* Everyone who turns away from their sins and trusts in Jesus as their Savior becomes one of God's people. And they don't just become one of His people! He makes them His adopted children! God becomes their Father in heaven. They are part of His family forever!

God is kind to give us a mother and father, and even sisters and brothers, in the families we are a part of, here on earth. What good gifts they are! They love us and care for us, the best they can. God helps them love us.

But no matter how good and loving our parents might be here on earth, they will never love us or take care of us as well as God can. God is the best Father we can ever imagine. He is perfect! He is all-wise: He always knows what is best for His children. He is always faithful: He always gives them what He promises them. He's all-powerful: He can always give His children everything they need and so much more. He is all-loving: He only does what is good for them.

God's adopted children never need to worry. They know that God, their Father in heaven, is always with them, always taking care of them. We can become one of God's children, too, when we turn away from our sins and trust in Jesus as our Savior. God loves to help us become His children!

2. OPENING CIRCLE TIME, continued

★ = follow the stars for a short & simple lesson plan

Learning the Bible Verse

"And how do I know this is true? God tells me so in His special book, the Bible."

The Bible Chant Song

Say or sing the Bible Chant Song.

lyrics and sheet music, Appendix A

The Bible Chant Song

DDD ESV Songs 8, track 9


The Bible, the Bible,
Let's get out the Bible.
Let's hear what God has to say.
The Bible, the Bible,
God's given us the Bible.
It's His Word for us to learn and obey! Yay!

Bible Verse

DDD 8.2 Bible Verse-front side (in the DDD Bible folder)

"Who would like to get our Bible folder out of the Big Question Briefcase for me?"

VISUAL AID Place verse in take out



of BQB

DDD Bible Folder

Choose a child to open the briefcase, take out the "Bible" folder and hand it to you. Remove the Bible Verse Picture from the "Bible" folder and hold it up for all the children to see, then say:

Psalm 23:1-3,6 tells us:

★ **Psalm 23:1-3,6**

*found in the DDD Unit 8 Visual Aids, ESV Book

"The LORD is my shepherd; I shall not want. He makes me lie down in green pastures. He leads me beside still waters. He restores my soul. He leads me in paths of righteousness for his name's sake... Surely goodness and mercy shall follow me all the days of my life, and I shall dwell in the house of the LORD forever."

Learn a Little: "The LORD is my shepherd, I shall not want."

Bible Verse Meaning

★ **What does that mean?**

These verses remind us that God loves His people and cares for their needs completely, just like a good shepherd loves and takes care of his sheep. That's what it means to not be in want. We can become God's people when we turn away from our sins and trust in Jesus as our Savior.

2. OPENING CIRCLE TIME, continued



= follow the stars for a short & simple lesson plan

**Bible Verse
Song**

*lyrics and sheet music,
Appendix A*

You might also enjoy:

*Who Shall Separate Us
Romans 8:35, 37-39, ESV
DDD ESV Songs 8,
track 25;*

*If God Is for Us
Romans 8:31-32,35,
38-39, ESV
DDD ESV Songs 8,
track 26*

We've said our Bible verse, now let's sing it!

The LORD Is My Shepherd: Psalm 23, ESV

DDD ESV Songs 8, track 24





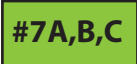


The LORD is my shepherd, I shall not want.
He makes me lie down in green pastures,
He leads me beside quiet waters, He restores my soul,
He leads me in paths of righteousness for His name's sake.
Even though I walk through the valley of death,
I will fear no evil,

Why? For You are with me.
Your rod and Your staff, they comfort me.

You prepare a table before me,
in the presence of my enemies,
You anoint my head with oil; my cup overflows.
Surely goodness and mercy will follow me,
All of the days of my life,
And I will dwell in the house of the LORD,
forever and ever and ever.
Psalm Twenty-three.

2. OPENING CIRCLE TIME, continued

★ = follow the stars for a short & simple lesson plan

<p>Getting into the Case</p>	<p>"Now it's time to do a bit more deep down investigating. Let's see what Detective Dan wants us to help him figure out. Would someone like to get it out for me?"</p>
<p>Listening Assignments</p> <p>Place in  take out  of BQB</p>	<p>NOTE: Listening assignments are most suitable for ages 3+. Skip straight to the Bible story (see bottom of this page), if working with 2 year olds.</p> <p>"Let's open up our listening assignment and see what we are supposed to figure out today.</p> <p>Choose a child to take out the Listening Assignment (from the DDD Bible Folder) and hand it to you. Read Detective Dan's letter to the children that includes the listening assignment. The listening assignments are summarized below:</p>
<p>VISUAL AID</p> <p></p> <p>DDD Unit 8 Visual Aids, ESV</p>	<p>Detective Dan's Lesson #1 Listening Assignment:</p> <p>I need to know:</p> <ol style="list-style-type: none"> 1. Why was Naomi so sad? 2. What about God did she not see?
<p>VISUAL AID</p> <p></p> <p>DDD Unit 8 Visual Aids, ESV</p>	<p>Detective Dan's Lesson #2 Listening Assignment:</p> <p>Our Bible Verse is Psalm 23:1-3,6, ESV:</p> <p>"The LORD is my shepherd; I shall not want. He makes me lie down in green pastures. He leads me beside still waters. He restores my soul. He leads me in paths of righteousness for his name's sake... Surely goodness and mercy shall follow me all the days of my life, and I shall dwell in the house of the LORD forever."</p> <p>I need to know:</p> <ol style="list-style-type: none"> 1. Who did the LORD take care of and make sure she was not in want? 2. How did the LORD show His goodness and love to her?
<p>VISUAL AID</p> <p></p> <p>*Listening Assignment #3 includes the Assignment Sheet, plus 6 clue pictures*</p> <p>DDD Unit 8 Visual Aids, ESV</p>	<p>Detective Dan's Lesson #3 Listening Assignment:</p> <p>I found six clues, but two of them are NOT in the story. They are: a banana, a woman named Ruth, a phone, barley, a baby, and a dead man. Hold each of them up for the children to see as you identify them.</p> <p>I need to know:</p> <ol style="list-style-type: none"> 1. Which four belong in the story and which two don't? 2. What were some of the many things Naomi had to thank the LORD for?
<p>Tell the Bible Story</p> <p>Place story & pics in  take out  of BQB</p> <p>DDD Unit 8 Visual Aids, ESV</p> <p>Story text included in this book right after this lesson plan and in Visual Aids book</p>	<p>★ Then say, "Ok, Deep Down Detectives! Put on your best listening ears and see if you can hear the answers to Detective Dan's questions. When I finish telling the story, we will see if we can answer all the questions."</p> <p>★ Bible Story: The Case of the Woman Who Didn't See <i>The Book of Ruth</i></p> <p>Read the Bible Truth story, putting up the storyboard pictures/Story Scenes as you tell it. Then have the children answer the listening assignment, present the gospel and lead in prayer.</p> <p>*Answers to questions, the gospel and ACTS prayer are included with the story text.*</p>

Lesson Plan: Big Question 8, Bible Truth 2

use with all THREE lessons

2. OPENING CIRCLE TIME, continued

★ = follow the stars for a short & simple lesson plan

<p>Story Response Song(s)</p> <p>Hymn</p> <p><i>lyrics and sheet music, Appendix A</i></p>	<p><i>As attention span and time allow, you might want to end with one of the following songs which also tie in with the unit. If desired, use the Music and Movement activity ideas while singing (listed with the Response Activities).</i></p> <p>And Can It Be <i>DDD ESV Songs 8, track 18</i></p> <p>Refrain</p> <p>Amazing love, how can it be? That thou, my God, should die for me? Amazing love, how can it be? That thou, my God, should die for me?</p> <p>Tie-in: "God's love is amazing! How He loves His people! They deserved the full punishment for their sins. They deserved to die and be separated from God forever. But Jesus came to die for the sins of all who would ever turn from their sins and trust in Him as their Savior. He died in their place. He took their sins, so that they could be forgiven and live as God's people forever. When we turn from our sins and trust in Jesus as our Savior, then His death pays for our sins, too. We, too, can know God now in our hearts; and one day, go to live with Him forever."</p>
--	--

<p>Praise Song</p> <p><i>lyrics and sheet music, Appendix A</i></p>	<p>Praise Song: God Is So Good <i>DDD ESV Songs 8, track 19</i></p> <p>God is so good (powerful, holy), God is so good (powerful, holy), God is so good (powerful, holy), He's so good (powerful, holy) to me.</p> <p>Tie-in: "Children, God is so good to us, sinful humans! That He would love us and send His Son, Jesus, to die for them. Let's sing of how good He is and how loving He is!"</p>
--	--

3. TAKING ACTION: Response Activities *(choose from among these activities)*

<p>Transition to Activities</p>	<p>★ Well, Deep Down Detectives, you've done a great job diggin' deep down for answers in the truths of God's Word. Now it's time to enjoy some activities."</p> <p><i>Tell children what activity/s you are providing for them: either free play or some of the response activities listed below. When you are ready to dismiss them, use this song to help the children transition in an orderly fashion to their next activity.</i></p>
--	--

<p>Classroom Song, verse 2</p> <p><i>lyrics and sheet music, Appendix A</i></p>	<p>"Children, let's sing our Time to Play Song. When we are finished you may get up and walk over to our next activity."</p> <p>Classroom Song, verse 2 <i>DDD ESV Songs 8, track 2</i></p> <p>We've gathered together to worship God, We've gathered together to worship God, And now it's time to play.</p> <p><i>Dismiss the children to whatever activities you have prepared for them to do.</i></p>
--	---

Lesson Plan: Big Question 8, Bible Truth 2

use with all THREE lessons

3. TAKING ACTION: Response Activities (choose from among these activities) ★ = short & simple lesson plan

<p>Response Activities</p>	<p>Choose one or more activities appropriate for your children, based on classroom time and developmental needs. Add the Discussion Sheet to any activity for deeper learning. ★</p>
<p>Bible Verse Memory Game</p> <p><i>game directions, Appendix B</i></p>	<p>Though listed with the opening activities, you may choose to use this Bible verse game here instead (or as a repeat).</p> <ul style="list-style-type: none"> • Lesson 1 Game: Animal Cube • Lesson 2 Game: Fill'er Up • Lesson 3 Game: Lily Pad Jump <p>Use the Discussion Sheet with this activity for even deeper learning ★</p> <p>Discussion Questions</p>
<p>Music, Movement & Memory Activity</p> <p><i>game directions, Appendix B</i></p>	<p>A music activity that uses the songs from the Bible Truth and Big Question unit.</p> <ul style="list-style-type: none"> • DDD Songs for this Bible Truth, plus: • Lesson 1 Activity: Sing, Dance and Fall Down • Lesson 2 Activity: Bottle Shakers • Lesson 3 Activity: March 'n' Say <p>Use the Discussion Sheet with this activity for even deeper learning ★</p> <p>Discussion Questions</p>
<p>Bible Story Review Game</p> <p><i>game directions, Appendix B</i></p>	<p>A game that uses the storyboard pictures from the story to review the story.</p> <ul style="list-style-type: none"> • Lesson 1 Game: Deep Down Detectives Clue Hunt • Lesson 2 Game: Run to the Grocery Store • Lesson 3 Game: Who's in the Basket? <p>Use the Discussion Sheet with this activity for even deeper learning ★</p> <p>Discussion Questions</p>
<p>Coloring Pages/ Take Home Sheets</p> <p><i>in Appendix C</i></p> <p>★</p>	<p>A coloring page related to the lesson assignment question is provided for each lesson. On the back of each are the key concepts, a few questions and a song for parents to use with their children.</p> <p>NOTE: Upgrade your coloring sheet to a more interesting craft by offering simple embellishments, such as jiggly eyes, craft sand, glitter, glitter glue, colored paper dots (made with a hole punch), fabric scraps, etc. Make cut-to-size glued-on clothes, hair, etc for characters by using a copy of the coloring sheet, cutting out the selected portions and making them the patterns for whatever you want to cut out of fabric, paper, foil, etc.</p> <ul style="list-style-type: none"> • Lesson 1 Coloring Sheet Emphasis: Bible Truth • Lesson 2 Coloring Sheet Emphasis: Bible Verse • Lesson 3 Coloring Sheet Emphasis: ACTS Prayer <p>Use the Discussion Sheet with this activity for even deeper learning ★</p> <p>Discussion Questions</p>
<p>Extra Crafts: Big Question Craft <i>in Appendix C</i></p> <p>Bible Verse Craft <i>in Appendix C</i></p> <p>Bible Story Puzzle <i>in Appendix C</i></p>	<p>These crafts are slightly more complex than the coloring/take home sheets:</p> <p>The Bible Concept Go-and-Tell Craft is a craft that summarizes the Bible concept and includes the Bible verse is included for those desiring more than a coloring sheet. This more complex craft will involve gluing, sticking, etc. Can be used at any time.</p> <p>The Bible Story Coloring Sheet provides a tie in between the Bible story and the Bible truth they are learning.</p> <p>The Storyboard Picture Placement Page has been made into a puzzle that can be cut out and re-assembled by the children. This provides a nice summary of the story.</p> <p>Use the Discussion Sheet with these activities for even deeper learning ★</p> <p>Discussion Questions</p>
<p>Free Play Activities ★ <i>ideas in Appendix D</i></p>	<p>Offer your own or some of the easy-to-make, free play activities suggested in Appendix D.</p>

4. CLOSING CIRCLE TIME *(End-of-session activities for the last 5-10 minutes of class time)*

 = short & simple lesson plan

<p>Transition to Closing Circle</p> <p>Classroom Song, verse 3</p> <p><i>lyrics and sheet music, Appendix A</i></p>	<p><i>Use this song to help the children transition in an orderly fashion. Start singing this song and ask the children to gather with you for Closing Circle Time.</i></p> <p>Classroom Song, verse 3 <i>DDD ESV Songs 8, track 3</i></p> <p>It's time to get ready to go and tell, It's time to get ready to go and tell, Come gather here with me.</p>
<p>Closing Circle Time</p> <p>Classroom Song, verse 4</p> <p><i>lyrics and sheet music, Appendix A</i></p>	<p><i>When children are settled in the circle, say:</i></p> <p>"It's almost time for your parents to come pick you up. And do you know what that means? It means.... (draw this out to build anticipation and excitement)...that it's almost time to go home and....it's almost time to...Go and Tell! We have learned some big news about God today. God wants us to take and tell it to the whole world!"</p> <p>Classroom Song, verse 4 <i>DDD ESV Songs 8, track 4</i></p> <p>So what's our big news to go and tell, So what's our big news to go and tell, Can you tell me now?</p>
<p>Big News to Tell</p> <p>Big Question 8</p> <p><i>VISUAL AID</i></p> <div style="border: 1px solid black; background-color: #90EE90; padding: 5px; display: inline-block; margin: 5px;">#1</div> <p><i>*found in the DDD Unit 8 Visual Aids, ESV Book lyrics and sheet music, Appendix A</i></p> <p>Big Question 8, Bible Truth 2</p> <p><i>VISUAL AID</i></p> <div style="border: 1px solid black; background-color: #90EE90; padding: 5px; display: inline-block; margin: 5px;">#3</div>	<p>"Let's see....there's so much big news to tell! There's so much we've learned!</p> <p>First of all, can you tell me the answer to our Big Question: "What Is God's Love for His People Like?" <i>Hold up the Bible Truth Clue Picture.</i></p> <p>Say the answer with me: "It's More than They Could Ever Deserve!"</p> <p><i>(If desired, you can sing one/both of the Big Question songs.)</i> <i>DDD ESV Songs 8, tracks 12,13</i></p> <p>And what's one way He does this? What did we learn? <i>Point to the picture.</i></p> <p>God Always Takes Care of Them!</p> <p>"And how do I know this is true? Can you tell me? Say it with me: "The Bible tells me so!" That's right!</p>
<p>Big Question 8, Bible Truth 2 Bible Verse</p> <p><i>VISUAL AID</i></p> <div style="border: 1px solid black; background-color: #90EE90; padding: 5px; display: inline-block; margin: 5px;">#4</div> <p><i>*found in the DDD Unit 8 Visual Aids, ESV Book lyrics and sheet music, Appendix A</i></p>	<p>We learned: Our Bible Verse is Psalm 23:1-3,6, ESV:</p> <p>"The LORD is my shepherd; I shall not want. He makes me lie down in green pastures. He leads me beside still waters. He restores my soul. He leads me in paths of righteousness for his name's sake...Surely goodness and mercy shall follow me all the days of my life, and I shall dwell in the house of the LORD forever."</p> <p>Learn a Little: "The LORD is my shepherd, I shall not want."</p> <p>What This Means:</p> <p>These verses remind us that God loves His people and cares for their needs completely, just like a good shepherd loves and takes care of his sheep. That's what it means to not be in want. We can become God's people when we turn away from our sins and trust in Jesus as our Savior.</p> <p><i>(If desired, you can sing the Bible verse song.)</i> <i>DDD ESV Songs 8, track 24</i></p>

4. CLOSING CIRCLE TIME, continued



= follow the stars for a short & simple lesson plan

<p>Closing ACTS Prayer Time</p> <p>ACTS Prayer Chant</p> <p><i>lyrics and sheet music, Appendix A</i></p>	<p><i>Let's ask God to help us to remember this and even tell others this good news. Let's get ready and pray our ACTS prayer.</i></p> <p><i>And what does ACTS mean? Let's sing/say our ACTS Prayer Chant!</i></p> <p>ACTS Prayer Chant Song <i>DDD ESV Songs 8, tracks 10,11</i></p> <p>A, Adoration, God, we praise You! C, Confession, Forgive us our sins. T, Thanksgiving, Thank You for Jesus, S, Supplication, Help us to live like Him.</p> <p style="text-align: right;">That's the ACTS prayer, my friend, Bow your head, Close your eyes, Shhh, Let's begin.</p>
<p>Closing ACTS Prayer</p>	<p>"Let's pray!"</p> <p><i>Lead the children in the ACTS prayer for this Bible Truth.</i></p> <p>A We praise You, God, for being so full of love for Your people. You are their heavenly Father. You care for all of their needs in the way that You know is best.</p> <p>C God, You promise to take care of those who put their trust in Jesus, but many times we doubt Your promises. Please forgive us! We need a Savior!</p> <p>T Thank You, God, for loving the world so much that You sent Jesus to be our Savior. Thank You for being so faithful and good to those who trust in You. Thank You for taking care of all their needs in the way You know is best for them. What a wonderful thing it is to get to be Your adopted child!</p> <p>S God, work deep inside our hearts. Help us to turn away from our sins and trust in Jesus as our Savior. Fill our hearts with love for You. Take care of us and help us to trust in You. Be our heavenly Father. Make us Your adopted children. In Jesus' name, we pray, Amen.</p>
<p>5. TAKING IT HOME <i>(Take Home Sheet)</i></p>	
<p>Clean up and Dismissal </p>	<p>"Now it's time to work together and clean up." <i>Have the children join you in cleaning up the room.</i></p>
<p>Coloring Pages/ Take Home Sheets </p> <p><i>in Appendix C</i></p>	<p><i>Give out the craft/take home sheet and any other papers from the session, as you dismiss children from class.</i></p> <p><i>(Reminder: The back side of the coloring page is the take home sheet for each lesson.)</i></p>
<p>Bible Story to Take-Home</p> <p><i>in Appendix C</i></p>	<p>You may also want to include a copy of the story along with the take home sheet. (However, each coloring sheet/take home sheet includes a note to parents telling where they can download the story from the Parent Resources section on the website.)</p>

Bible Story: The Case of the Woman Who Didn't See*The Book of Ruth***Story-telling Tips**

Ahead of time:

1. Read the Bible verses and story. Pray!
2. Choose story action cues and/or prepare storyboard figures, if using. (Included in Visual Aids book)
3. Practice telling story with the storyboard pictures, timing your presentation. Shorten, if necessary.

During your presentation:

1. Maintain as much eye contact as possible as you tell the story.
2. Put up storyboard figures/add story action cues as you tell the story. Allow the children to help you put them on the board, if desired.
3. Include the children in your story with a few questions about what they think will happen or words/concepts that might be new to them.
4. Watch the kids for signs that their attention span has been reached. Shorten, if necessary.

INTRODUCTION/ LISTENING ASSIGNMENTS

"Our story is called: The Case of the Woman Who Didn't Sees. Here is your listening assignment..." *Read from Detective Dan's Listening Assignment signs, but questions are summarized below:*

Detective Dan's Lesson #1 Listening Assignment:

I need to know:

1. **Why was Naomi so sad?**
2. **What about God did she not see?**

Detective Dan's Lesson #2 Listening Assignment:**Our Bible Verse is Psalm 23:1-3,6, ESV:**

"The LORD is my shepherd; I shall not want. He makes me lie down in green pastures. He leads me beside still waters. He restores my soul. He leads me in paths of righteousness for his name's sake... Surely goodness and mercy shall follow me all the days of my life, and I shall dwell in the house of the LORD forever."

I need to know:

1. **Who did the LORD take care of and make sure she was not in want?**
2. **How did the LORD show His goodness and love to her?**

Detective Dan's Lesson #3 Listening Assignment:I found six clues, but two of them are **NOT** in the story.

They are: a banana, a woman named Ruth, a phone, barley, a baby, and a dead man.

Hold each of them up for the children to see as you identify them.

I need to know:

1. **Which four belong in the story and which two don't?**
2. **What were some of the many things Naomi had to thank the LORD for?**

Read the assignment questions, THEN SAY,

"Ok, Deep Down Detectives! Put on your best listening ears and see if you can hear the answers to Detective Dan's questions. When I finish telling the story, we will see if we can answer all the questions."

Read the Bible Truth story, answer questions, present the gospel and lead in prayer.

Answers to questions; the gospel; and, ACTS prayer are included with the story text.

The Case of the Woman Who Didn't See *The Book of Ruth**Story with lines separating paragraphs (text in bold, optional interaction cues in italics)*

"Boo hoo! Boo hoo!" Naomi cried. Her husband had died. Her two sons had died. Naomi was so sad. She missed them so much!

But Naomi wasn't just sad. She was scared, too. Only Orpah and Ruth, the wives of her sons, were left. Surely, they would go back home to live with their mother and father. That's what wives did back then when their husbands died. They knew that their mother and father would take care of them.

But poor Naomi, she didn't have a mother or father to go home to. And she was far, far away from her home in Bethlehem. Who would take care of her? Who would see that she had food to eat and clothes to wear? How would she get back home all by herself? What was Naomi to do? This is why Naomi was so scared.

Who do you think could take care of her?

Naomi was right to be sad. It is a sad thing when your husband and sons die. But, Naomi did NOT have to be scared. She did NOT need to worry about who would take care of her. Why? Because Naomi was one of God's people. She knew God's Word, the Bible. She knew God's promises to always take care of His people. She could trust Him to take care of her, even though she didn't know how.

But right then, all Naomi could think about were the sad things that had happened to her. She thought about all these sad things and decided that God had stopped taking care of her.

Do you think God had really stopped taking care of her?

How wrong Naomi was! God had NOT stopped taking care of her. He is so kind to His people. He treats them better than they deserve. He would treat Naomi better than she deserved, too. So, even though Naomi was scared and did not think God would take care of her, He most certainly would. Let's find out how.

At last, it was time for Naomi to say goodbye to Orpah and Ruth, the wives of her sons. It was time for them to go live with their mother and father. It was time for her to make the long walk all the way back home to Bethlehem by herself.

"Goodbye, Orpah! Goodbye, Ruth!" Naomi told them. She kissed them goodbye and they all wept aloud. They were sad to leave each other.

"Wait," said Orpah and Ruth. "We won't go back home to our parents. We will go with you instead. We will walk with you all the way back to Bethlehem. We will take care of you," they offered.

"No," Naomi said. "You must go home to your father and mother," she insisted. "Where I am going there is no one to take care of me and there will be no one to take care of you either. Not even God will take care of me," she said.

Oh, Naomi! You shouldn't say that! You know God's Word, the Bible. You know that God promises to always take care of His people. He will take care of you! Keep trusting in God!

Story with lines separating paragraphs (text in bold, optional interaction cues in italics)

And so, God did, even though Naomi did not trust Him to take care of her. God loves His people so much that He treats them better than they deserve. He would treat Naomi better than she deserved, too. For, though Orpah said goodbye to Naomi and went home to her father and mother, God had given Ruth a special love for Naomi and for Himself. Ruth clung to Naomi and said, "Please don't make me go back home! I want to worship your God. He's the one, true God. I want to take care of you the rest of my life! Please let me go back home with you to Bethlehem!" she begged. What would Naomi do now?

What do you think she did? Would she let Ruth come with her?

Naomi looked at Ruth. She could see that nothing would change Ruth's mind. Ruth refused to go home to her father and mother, so Naomi agreed. Ruth could walk the long walk to Bethlehem with Naomi. Ruth could take care of Naomi her whole life. God was showing Naomi that He WOULD take care of her --and He would take care of her through Ruth-- if Naomi would only see!

Together, Naomi and Ruth walked to Bethlehem. Up mountains and down mountains. Through green valleys, along dusty roads, and beside grassy fields they walked. On and on and on. At last, they came to Naomi's home in Bethlehem.

Many people came out to greet Naomi. It had been so long since they had seen her! But when they looked at her, they were surprised at what they saw. "Is this really Naomi?" the women asked. "She seems so different! Where is her husband? Where are her sons? Where is her smile?" they wondered.

Naomi told them her sad news. "My husband and sons have died. I am all alone. I am so sad that I want you to stop calling me 'Naomi'. That name means 'happy things.' I want you to call me 'Marah' now," she told them. "'Marah' means 'bitter (sad) things.' This is a better name for me since God has filled my life with so many sad things. I don't even think He cares about me anymore," she told them.

Oh, Naomi! You shouldn't say that! You know God's Word, the Bible. You know that God promises to always take care of His people. He will take care of you! Keep trusting in God! Yes, there are sad things in your life, but there are good things in your life, too. God helped you get safely back home to Bethlehem. He gave you Ruth to take care of you your whole life. Would Naomi not see how good God had been to her?

What do you think?

No, Naomi would not. Naomi certainly didn't deserve for God to keep on taking care of her, but He kept on taking care of her anyway. God loves His people so much that He treats them better than they deserve. He would treat Naomi better than she deserved, too. And so God did, and in bigger ways than Naomi could have ever dreamed!

God provided Naomi and Ruth with food to eat from the barley fields of a rich man named Boaz. Boaz loved God; and before long, he loved Ruth, too. He married Ruth, and brought her and Naomi to his home to live with him. Boaz shared all he had with them. How richly the LORD took care of Ruth and Naomi through Boaz!

Story with lines separating paragraphs (text in bold, optional interaction cues in italics)

And if this was not enough, Boaz and Ruth soon had a son for Naomi to love as her grandchild. Baby Obed! And one day, through Obed would come the great, king David, and much later, even the Savior, Jesus, Himself! Wow!

Hadn't God been kind to Naomi? Hadn't He taken care of her? Yes, He had! More than she could have ever imagined, and better than she ever deserved! Could Naomi see it now, at last?

What do you think?

Yes, she could!

Naomi took little baby Obed and put him on her lap and cared for him, just like she used to care for her own sons, long ago. And the women of Bethlehem gathered around Naomi and said, "Praise the LORD, He has taken care of your needs. He has given you Ruth and Boaz to take care of you. He has even given you a little boy to care for like a son. Surely God has plans to take good care of you all the rest of your life!"

And Naomi had to agree. The LORD had taken her bitter sadnesses and used them to do good things!

Cracking the Case: (story wrap-up for Listening Assignments)

It's time to see how we did with our Listening Assignment.

Detective Dan's Lesson #1 Listening Assignment:

I need to know:

- 1. Why was Naomi so sad?** Her husband and sons had died.
- 2. What about God did she not see?** She could not see how God was taking care of her.

For You and Me:

God's people can know that God will always take care of them, even if they can't see how. He is always at work. If we turn away from our sins and trust in Jesus as our Savior, we can be God's people, too. We can know that God will always take care of us, too.

Detective Dan's Lesson #2 Listening Assignment:**Our Bible Verse is Psalm 23:1-3,6, ESV:**

"The LORD is my shepherd; I shall not want. He makes me lie down in green pastures. He leads me beside still waters. He restores my soul. He leads me in paths of righteousness for his name's sake...Surely goodness and mercy shall follow me all the days of my life, and I shall dwell in the house of the LORD forever."

I need to know:

- 1. Who did the LORD take care of and make sure she was not in want?** Naomi.
- 2. How did the LORD show His goodness and love to her?** He gave her Ruth to help her. He gave Ruth a husband and even a baby. He took care of Naomi through them all the days of her life.

For You and Me:

How good God is to always take care of His people! How wonderful it is to know that He makes sure that goodness and love will follow them all the days of their life and that they will go to live with Him forever one day! God offers us this kind of care, too, when we turn away from our sins and trust in Jesus as our Savior. Ask Him to help you! He loves to answer this prayer.

Detective Dan's Lesson #3 Listening Assignment:

I found six clues, but two of them are **NOT** in the story. They are: Jews; a jar; Gentiles; fake gods; a bear; and a house.

Hold each of them up for the children to see as you identify them.

I need to know:

- 1. Which four belong in the story and which two don't?** Ruth, the barley, the baby and the dead man belong. The banana and the phone do not.
- 2. What were some of the many things Naomi had to thank the LORD for?** He gave her Ruth to help her. He helped her get home to Bethlehem safely. He gave Ruth a husband and even a baby. He took care of Naomi through them all the days of her life.

For You and Me:

God gives His people so much to thank Him for! They know that He will care for them every day of their lives. They know He has forgiven their sins through Jesus and giving them eternal life with Him. These good gifts are ours, too, if we become God's people. How do we do this? By turning away from our sins and trusting in Jesus as our Savior. Ask Him to help you! He loves to answer this prayer.

The Gospel (story wrap-up if NOT using Listening Assignments)**Our Bible Truth is:**

**What Is God's Love for His People Like?
It's More than They Could Ever Deserve...
God Always Takes Care of Them!**

God takes care of His people in every way! And how kind He is to keep on caring for their needs, even when they think He won't—like He took care of Naomi. He is so good to His people! But the greatest way that God has cared for His people is by saving them.

You see, we all choose to disobey God. We all deserve God's punishment for our sins, and He would have been perfectly fair to give us all His punishment for breaking His laws and leave it at that. But God is so rich in mercy that He sent His Son, Jesus, to die on the cross and take the punishment for God's people. On Day 3, Jesus rose from the dead in victory. Now all who turn away from their sins and trust in Jesus can become God's people. They get to know God in their hearts now. And one day, they will get to live with Him forever. How amazing is God's love for His people! We can be God's people, too! When we turn away from our sins and trust in Jesus as our Savior, He will save us, too! It is His promise to us!
Close in prayer.

Closing ACTS Prayer

- A** We praise You, God, for being so full of love for Your people. You are their heavenly Father. You care for all of their needs in the way that You know is best.
- C** God, You promise to take care of those who put their trust in Jesus, but many times we doubt Your promises. Please forgive us! We need a Savior!
- T** Thank You, God, for loving the world so much that You sent Jesus to be our Savior. Thank You for being so faithful and good to those who trust in You. Thank You for taking care of all their needs in the way You know is best for them. What a wonderful thing it is to get to be Your adopted child!
- S** God, work deep inside our hearts. Help us to turn away from our sins and trust in Jesus as our Savior. Fill our hearts with love for You. Take care of us and help us to trust in You. Be our heavenly Father. Make us Your adopted children.

In Jesus' name, we pray. Amen.

Go to Lesson Plan, p.9 for the script to the rest of the lesson.

Deep Down Discussion Sheet

use with all THREE lessons

Use with all response activities for deeper learning



P.1

Questions to aid discussion of the key concepts and for use in games

Be familiar with these questions and answers. Look for opportunities to ask questions and discuss their answers, such as while the children work on their coloring pages, as part of their response games, or during play time. Remember: your goal isn't to ask all these questions or only talk to the children about these things. It is to be deliberate in having good conversations with them, however much or little you have.

<p>BIG QUESTION</p>	<p>What Is God's Love for His People Like? More than They Could Ever Deserve!</p>
<p>Meaning</p>	<p>God has a special people He loves. They come from all over the world. They've lived in every time --from long ago, all the way up to today. And there are millions and millions of them! There is nothing better than being one of God's special people! God has adopted them as His children. He promises to love and care for them always. He gives them special closeness with Him in their heart; and one day when they die, they will go to live with Him forever. God's people know His love for them is more than they could ever deserve. They know God didn't make them His special people because they were so good. They are sinners who have disobeyed His good laws, just like everyone else. God just loves them just because He loves them. God's love for His people is the biggest love there will ever be. It's so big that God sent His Son, Jesus, to suffer and die on the cross to pay for their sins. That was the only way they could become His people. You and I can become God's people when we turn away from our sins and trust in Jesus as our Savior.</p>
<p>Discussion Questions</p>	<p><i>choose a few</i></p> <ol style="list-style-type: none"> 1. What is God's love for His people like? <i>More than they could ever deserve.</i> 2. Where are God's special people from? <i>From all over the world and from every time people have lived.</i> 3. What have God's special people said sorry to God about? <i>Their sins.</i> 4. Who have God's special people trusted in as their own Savior? <i>Jesus.</i> 5. How long does God promise to love His people? <i>Forever!</i> 6. What is better than being one of God's special people? <i>Nothing!</i> 7. Did God make them His special people because they were so good? <i>No. He loves them because He loves them.</i> 8. What must we do, if we are to be God's special people? <i>Turn away from our sins and trust in Jesus as our Savior.</i>
<p>BIBLE TRUTH</p>	<p>It's More than They Could Ever Deserve...God Always Takes Care of Them!</p>
<p>Meaning</p>	<p>Everyone who turns away from their sins and trusts in Jesus as their Savior becomes one of God's people. And they don't just become one of His people! He makes them His adopted children! God becomes their Father in heaven. They are part of His family forever! God is kind to give us a mother and father, and even sisters and brothers, in the families we are a part of, here on earth. What good gifts they are! They love us and care for us, the best they can. God helps them love us. But no matter how good and loving our parents might be here on earth, they will never love us or take care of us as well as God can. God is the best Father we can ever imagine. He is perfect! He is all-wise: He always knows what is best for His children. He is always faithful: He always gives them what He promises them. He's all-powerful: He can always give His children everything they need and so much more. He is all-loving: He only does what is good for them. God's adopted children never need to worry. They know that God, their Father in heaven, is always with them, always taking care of them. We can become one of God's children, too, when we turn away from our sins and trust in Jesus as our Savior. God loves to help us become His children!</p>
<p>Discussion Questions</p>	<p><i>choose a few</i></p> <ol style="list-style-type: none"> 1. What does everyone who trusts in Jesus as their Savior become? <i>One of God's people.</i> 2. God's people are also called whose children? <i>God's. When they turn away from their sins and trust in Jesus as their Savior, He makes them part of His heavenly family forever.</i> 3. What kind of Heavenly Father is God? <i>The best kind!</i> 4. What is God like to His adopted children? <i>He always knows what is best for them. He always gives them what He promises them. He can always give them everything they need.</i> 5. Why do God's children never need to worry? <i>God, their Father in heaven, is always with them; always taking care of them.</i>

Deep Down Discussion Sheet

use with all THREE lessons

P.2

Questions to aid discussion of the key concepts and for use in games

<p>THE GOSPEL</p>	<p>What is God’s good news for you and me? <i>The gospel!</i> God takes care of His people in every way! And how kind He is to keep on caring for their needs even when they think He won’t—like He took care of Naomi. He is so good to His people! But the greatest way that He has cared for His people is by saving them. You see, we all choose to disobey God. We all deserve God’s punishment for our sins! God would have been perfectly fair to give us all His punishment for breaking His laws and leave it at that. But God is so rich in mercy that He sent His Son, Jesus, to die on the cross and take the punishment for all who turn away from their sins and trust Jesus as their Savior. He rose from the dead in victory. For all who do, God will forgive their sins and they will enjoy special closeness with God now as His special people. And one day, they will get to live with Him forever. How amazing is God’s love for His people! We can be God’s people, too! When we turn away from our sins and trust in Jesus as our Savior, He will save us, too! It is His promise!</p>
<p>BIBLE TRUTH BIBLE VERSE</p> <p>Meaning</p> <p>Discussion Questions</p> <p><i>choose a few</i></p>	<p>“The LORD is my shepherd; I shall not want. He makes me lie down in green pastures. He leads me beside still waters. He restores my soul. He leads me in paths of righteousness for his name’s sake... Surely goodness and mercy shall follow me all the days of my life, and I shall dwell in the house of the LORD forever.”--Psalm 23:1-3,6, ESV</p> <p>Learn a Little: “The LORD is my shepherd, I shall not want.”</p> <p>These verses remind us that God loves His people and cares for their needs completely, just like a good shepherd loves and takes care of his sheep. That’s what it means to not be in want. We can become God’s people when we turn away from our sins and trust in Jesus as our Savior.</p> <ol style="list-style-type: none"> 1. What does a shepherd do? <i>He looks after his sheep, day and night, taking care of their needs.</i> 2. Who looks after God’s people, day and night, taking care of their needs? <i>The LORD does.</i> 3. Why does the shepherd lead His sheep beside quiet waters and makes them lie down in green pastures? <i>He is leading them to the food and water they need to live.</i> 4. How does the LORD help our hearts (souls) get what we need to live? <i>He gives them His Word, the Bible. He strengthens them by His Holy Spirit living in their hearts.</i> 5. What does the LORD promise to give His people every day of their lives? <i>His goodness and love.</i> 6. Where does the LORD promise to take His people one day? <i>To live with Him forever.</i> 7. How can we become one of God’s people? <i>By turning away from our sins and trusting in Jesus as our Savior.</i>
<p>BIBLE STORY</p> <p>Discussion Questions</p> <p><i>choose a few</i></p>	<p>The Case of the Woman Who Wouldn’t See</p> <ol style="list-style-type: none"> 1. Why did Naomi have such a hard time believing that God would take care of her? <i>Naomi had lost her husband and sons who God had used to take care of her. She could not see how God would take care of her without them. And, so many sad things had happened to her, she was afraid that God didn’t want to take care of her.</i> 2. Did God stop taking care of Naomi? <i>No! He took care of her in wonderful ways, through Ruth and Boaz.</i> 3. What are some of the ways that God took care of her through Ruth and Boaz? <i>Ruth helped her to make the long walk home to Bethlehem. She went out to the fields to get food for them. Boaz married Ruth and took Ruth and Naomi into his house to take care of them. God even gave her a grandson through them!</i> 4. Why did Naomi want her name changed to Marah? <i>Marah means sad things. Naomi means happy things. Naomi didn’t think that happy things was a good name for someone who had so many sad things happen to them. She couldn’t see how God was providing for her.</i> 5. Even during the saddest times, did God take care of Naomi? <i>Yes, He did! He always took care of her.</i> 6. What should God’s people remember even when many sad things happen to them? <i>That God will always take care of them, even if they can’t see how!</i> 7. How can we become one of God’s people? <i>By turning away from our sins and trusting in Jesus as our Savior.</i>