

# **DEEP DOWN DETECTIVES**

**Curriculum Resources  
for Unit 8, Bible Truth 1:**



**What Is God's Love for  
His People Like?**

**It's More than They Could  
Ever Deserve...**

**He Gave His Son, Jesus,**

## Session Prep (especially good for newbies!)

### Pray!



Pray for the Holy Spirit to be at work in your and the children's hearts.

### Review



If new to the curriculum, look at the **Getting Started with Deep Down Detectives section of the Core Curriculum book.** (p.5) It will be especially helpful to read through the Deep Down Detectives section of **The Praise Factory Tour: Extended Version Book.** This is a visual way to understand what goes on in the classroom. (A pdf of the book is found in the samples section on the website.)

### Look through and Learn the Lesson



Read over **lesson plan.** Practice any **songs or action rhymes** you are using. Choose/make up motions to go with these. Choose less with younger children and more with older preschoolers. **Practice the lesson with the visual aids** and using the Big Question Box/Briefcase.

### Read and Rehearse the Bible Story with Pictures



Read the Bible story from the Bible. Read the curriculum version. Practice telling it with the storyboard pictures. (If you have not previously laminated the story pictures, do that now.) Or, rehearse it from the Simple Story Scenes, if you are using those.

### Let There Be Music



Download the music and listen to the songs. Choose which of the songs you will use with the children. If using live musicians, make sure they have the sheet music (Appendix A, Core Curriculum book).

### Put the Props in Place



1. Prepare your Visual Aids. Put the Big Question, Unit Bible Truths, Bible Truth, Bible Verse, and Listening Assignment signs, as well as the Bible Story script in one side of the Bible folder.
2. Get out your storyboard. If using Simple Story Scenes, put these in your Bible Folder. Or, if using the individual storyboard figures, put all background pictures in place (they have a BG by the number). Put the rest of the storyboard pictures (these have a SB by the number) in order of use in the other side of the Bible folder.
3. Put the DDD Bible Folder as well as the Big Question sign in the Big Question Box/Briefcase and shut it. If your box/briefcase has locks and you want to use the unlocking the box as part of your session, lock it now....but make sure you have the key or know the code first.
4. Prepare the music CD or sheet music or mp3 device for use in your session.

### Set Out Free Play Activities



Choose and set up free time activities you will use with the children. Choose a variety of different activities that will be enjoyed by different types of children. Rotate the activities you provide to keep them interesting and fresh to your children. (Suggestions in Appendix D, Core Curriculum books.)

### Prepare Any Activities



Choose which (if any) of the Bible Truth games and crafts activities you want to use in the session. Bear in mind your time frame as well as the developmental abilities and attention span of your children as you decide which/how many to prepare. **Look over the Discussion Sheet** and choose a few questions you might use to spark discussion with the children as they do their activities (especially good for ages 3's+). Pray for God to give you opportunities to talk about these things with the children.

### Let Them Take It with Them



Make copies of the craft/take home sheets, if you are not already using them as one of your activities. You may also want to make copies of the story (see take-home version of each story included in Appendix C with the other take home resources) to have for parents to use with their children at home. There's a link on each craft/take home sheet to the story, if you don't make hard copies.

### Store It



After your session is over, collect the resources and store them for future use. This curriculum can be used over and over for years to come.

## Unit 8: The God Who Loves

### UNIT OVERVIEW

God has a special people He loves. They come from all over the world. They've lived in every time --from long ago, all the way up to today. And there are millions and millions of them!

There is nothing better than being one of God's special people! God has adopted them as His children. He promises to love and care for them always. He gives them special closeness with Him in their heart; and one day when they die, they will go to live with Him forever.

God's people know His love for them is more than they could ever deserve. They know God didn't make them His special people because they were so good. They are sinners who have disobeyed His good laws, just like everyone else. God just loves them just because He loves them.

God's love for His people is the biggest love there will ever be. It's so big that God sent His Son, Jesus, to suffer and die on the cross to pay for their sins. That was the only way they could become His people. You and I can become God's people when we turn away from our sins and trust in Jesus as our Savior.

In this unit we will learn four truths about God's love.

### UNIT BIBLE VERSE: 1 Chronicles 16:34

"Give thanks to the LORD, for he is good; his love endures forever.

### BIG QUESTION UNDER INVESTIGATION: What Is God's Love for His People Like?

**ANSWER:** It's More than They Could Ever Deserve!

#### OPTIONAL Big Question 8 INTRODUCTION LESSON (Use Hide 'n' Seek Kids Unit 8 Material)

Story: The Case of the Eager Enemy's End *Acts 7-9*

Bible Verse: 1 Chronicles 16:34

#### ➔ BIBLE TRUTH 1: God Gave His Son, Jesus, to Save Them (3 Lessons Available)

Story: The Case of the Costly Children

*Exodus 24, Jeremiah 25, Isaiah 9,42,43,49, Ezekiel 37, Daniel 9, Zechariah 8-14*

Bible Verse: 1 John 4:10

#### BIBLE TRUTH 2: God Always Takes Care of Them (3 Lessons Available)

Story: The Case of the Woman Who Didn't See *Ruth*

Bible Verse: Psalm 23:1-3,6

#### BIBLE TRUTH 3: God Uses Their Sadnesses for Good (3 Lessons Available)

Story: The Case of the Sad Thing that Did Good *John 8-10*

Bible Verse: Romans 8:28-29

#### BIBLE TRUTH 4: God Will Never Stop Loving His People

(3 Lessons Available)

Story: The Case of the One Who Would Not Stop *1 & 2 Samuel, Psalm 16,23*

Bible Verse: Hosea 2:19

## Deep Down Detectives NIV Songs & Track Numbers

This is a listing of all songs mentioned in the unit curriculum. You may or may not choose to use all of the songs. They are listed in easy-reference order--NOT in the order used in the curriculum.

You may choose to simply burn a CD/load them onto an mp3 device in this order. Or, you may want to do what we do: choose the songs we want to use and create a play list of them in that order. Then, we burn a CD/upload the play list onto an mp3 device. A teacher only has to click forward to the next song, instead of hunting for the right track. The track number have been included as part of the title of each song, so teachers will still have a reference to the track number listed in the curriculum (same as those listed below), even if you change the order on your customized play list.

### SONGS USED EVERY UNIT OF THE CURRICULUM

- 1 The Classroom Song v.1
- 2 The Classroom Song v.2
- 3 The Classroom Song v.3
- 4 The Classroom Song v.4
- 5 Deep Down Detectives Theme Song
- 6 The Classroom Rules Song
- 7 Let's Pray Song
- 8 The Big Question Box Song
- 9 The Bible Chant Song
- 10 ACTS Prayer Song (Short Version)
- 11 ACTS Prayer Song (Full Version)

#### Why the Extra Songs?

Deep Down Detectives is a curriculum used by a wide age-span of kids. Sometimes one of the other songs is a better fit for your kids. Or, you may simply want to teach them more songs on the same Bible Truth. Use as many or as few as you want.

### UNIT 8: THE GOD WHO LOVES

- 12 Big Q & A 8 Song
- 13 Big Question 8 Song: What Is God's Love for His People Like?
- 14 Big Question 8 Bible Verse Song: Forever and Ever 1 Chronicles 16:34 NIV 1984
- 15 Big Question 8 Hymn: And Can It Be, v.1 refrain
- 16 Big Question 8 Praise Song: God Is So Good

#### What Is God's Love for His People Like? It's More Than They Could Ever Deserve...

##### Bible Truth 1: God Gave His Son, Jesus, to Save Them

- 17 Bible Verse: This Is Love 1 John 4:10, NIV 1984
- 18 *Extra Song: God's One, Big Plan*
- 19 *Extra Bible Verse: The LORD Is Good to All Psalm 145:9,13,15-16, NIV 1984*
- 20 *Extra Bible Verse: For God So Loved the World John 3:16, NIV 1984*

##### Bible Truth 2: God Always Takes Care of Them

- 21 Bible Verse: The LORD Is My Shepherd Psalm 23:1-4, 6, NIV 1984
- 22 *Extra Bible Verse: Who Shall Separate Us Romans 8:35, 37-39, NIV 1984*

##### Bible Truth 3: God Uses Their Sadnesses for Good

- 23 Bible Verse: All Things Romans 8:28-29, NIV 1984

##### Bible Truth 4: God Will Never Stop Loving His People

- 24 Bible Verse: I Will Betroth You to Me Hosea 2:19, NIV 1984
- 25 *Extra Bible Verse: For He Chose Us Ephesians 1:4-5, NIV 1984*

listen to or download songs for free at <https://praisefactory.org>: Deep Down Detectives Music page

**Big Question 8, Bible Truth 1 Overview: Key Concepts****P.1****Unit 8: The God Who Loves**

**Unit Big Question (and Answer):** What Is God's Love for His People Like?  
It's More than They Could Ever Deserve!

**Unit Bible Verse:** "Give thanks to the LORD, for he is good; his love endures forever." -- 1 Chronicles 16:34

**Bible Truth 1 Concept: God Gave His Son, Jesus, to Save Them**

All people have rebelled against God and have broken His laws. All have chosen to do things their own way, instead of God's way. Their hearts should be full of love for God; but instead, their hearts are dead and empty of love for God and His good ways. That's why all people deserve God's punishment for their sins. They deserve to be separated from Him forever. How sad!

But God is so kind and merciful! He chose to save sinners, like you and me, even though we did not deserve it. Yes, God chose to love sinners, even though their hearts were so dead and empty of love for Him. And He didn't just love them a little bit. He loved them a lot! He loved them so much that He sent His Son, Jesus, to live and perfect life and give it up as the full payment for their sins when He suffered and died on the cross. On the third day, Jesus rose from the dead, proving He had really done it! He had redeemed sinners, so that they could become God's special people—His, dearly-loved, adopted children forever! We can be God's special people, too, if we turn away from our sins and trust in Jesus as our Savior. Hasn't God loved us so much through Jesus!

**Bible Truth 1 Bible Verse: 1 John 4:10**

"This is love: not that we loved God, but that he loved us and sent his Son as an atoning sacrifice for our sins."

**Learn a Little:** "[God] sent his Son as an atoning sacrifice for our sins."

**Meaning**

We are all sinners who have rebelled against God, yet God chose to love us, and to love us in the deepest way possible! He sent Jesus to save us. Yes, God sent His dearly-loved Son to earth to be the propitiation for our sins. He was the atoning sacrifice that would pay for our sins and satisfy God's judgment against us. Jesus would live a perfect life, then offer it up as the full payment that would bring the forgiveness we needed. And He chose to do this while we still were rebelling against Him! How wonderful is this free gift of God! How deep is His love! This atoning sacrifice is for us, too, when we turn away from our sins and trust in Jesus as our Savior.

**Bible Truth 1 ACTS Prayer**

- A** We praise You, God, for being so full of love for Your people. You were filled with love for them before they loved You or knew You!
- C** God, we should be filled with love for You and Your good ways, but so many times we are not. We need a Savior!
- T** Thank You for loving the world so much that You sent Jesus to be our Savior. Thank You for loving sinners, even before they loved You. Thank You for making the way for them to be saved through Jesus.
- S** God, work deep inside our hearts. Help us to turn away from our sins and trust in Jesus as our Savior. Give us new hearts full of love for You. Help us to become Your people. In Jesus' name, we pray. Amen.

**Bible Truth 1 Story****The Case of the Costly Children**

*Exodus 24, Jeremiah 25, Isaiah 9,42,43,49, Ezekiel 37, Daniel 9, Zechariah 8-14*

**Songs Used in Bible Truth 1**

Big Q & A 8 Song

Big Question 8 Song: What Is God's Love for His People Like?

Big Question 8 Bible Verse Song: Forever and Ever 1 Chronicles 16:34

Big Question 8 Hymn: And Can It Be, v.1 refrain

Big Question 8 Praise Song: God Is So Good

Bible Truth 1 Bible Verse: This Is Love 1 John 4:10, NIV 1984

*Bible Truth 1 Extra Song: God's One, Big Plan*


*Bible Truth 1 Extra Bible Verse: The LORD Is Good to All Psalm 145:9,13,15-16, NIV 1984*


*Bible Truth 1 Extra Bible Verse: For God So Loved the World John 3:16, NIV 1984*

listen to or download songs for free at <https://praisefactory.org>: Deep Down Detectives Music page




**1. GETTING STARTED**

 = follow the stars for a short & simple lesson plan

<p><b>Intake Activity Ideas</b></p>	<p><b>Choose one of these open-ended activities to include children as they join the class:</b></p>
<p><b>Free Play Time</b> <i>suggestions in Appendix D</i></p>	<p> Offer your own or some of the easy-to-make, free play activities suggested in Appendix D.</p>
<p><b>OR Sing-along Music Time</b> <i>lyrics and sheet music, Appendix A</i></p>	<p>Music from Deep Down Detectives (DDD) NIV Songs 8:</p> <ul style="list-style-type: none"> <li>Big Q &amp; A 8 Song <span style="float: right;"><i>DDD NIV Songs 8, track 12</i></span></li> <li>Big Question 8 Song <span style="float: right;"><i>DDD NIV Songs 8, track 13</i></span></li> <li>Big Question 8 (Unit) Bible Verse Song:                             <ul style="list-style-type: none"> <li>Forever and Ever 1 Chronicles 16:34 NIV 1984 <span style="float: right;"><i>DDD NIV Songs 8, track 14</i></span></li> </ul> </li> <li>Big Question 8 Hymn:                             <ul style="list-style-type: none"> <li>And Can It Be, v.1 Refrain <span style="float: right;"><i>DDD NIV Songs 8, track 15</i></span></li> </ul> </li> <li>Big Question 8 Praise Song:                             <ul style="list-style-type: none"> <li>God Is So Good <span style="float: right;"><i>DDD NIV Songs 8, track 16</i></span></li> </ul> </li> <li>Bible Truth 1 Bible Verse Song:                             <ul style="list-style-type: none"> <li>This Is Love 1 John 4:10, NIV 1984 <span style="float: right;"><i>DDD NIV Songs 8, track 17</i></span></li> </ul> </li> <li>Bible Truth 1 Extra Song:                             <ul style="list-style-type: none"> <li>God's One, Big Plan <span style="float: right;"><i>DDD NIV Songs 8, track 18</i></span></li> </ul> </li> <li><i>Bible Truth 1 Extra Bible Verse Song:</i> <ul style="list-style-type: none"> <li><i>The LORD Is Good to All Psalm 145:9,13,15-16, NIV 1984</i> <span style="float: right;"><i>DDD NIV Songs 8, track 19</i></span></li> </ul> </li> <li><i>Bible Truth 1 Extra Bible Verse Song:</i> <ul style="list-style-type: none"> <li><i>For God So Loved the World John 3:16, NIV 1984</i> <span style="float: right;"><i>DDD NIV Songs 8, track 20</i></span></li> </ul> </li> </ul> <p><i>Add more fun to Sing-along Music Time by adding a Music, Movement &amp; Memory Activity. These activities are listed on p.10 of this lesson plan with the Response Activities. Instructions found in Appendix B.</i></p>
<p><b>OR Bible Verse Memory Game</b> <i>instructions found in Appendix B</i></p>	<p>Lesson 1 Game: Block Clapping Lesson 2 Game: Meet, Greet and Keep It Up Lesson 3 Game: Bean Bag Catch</p> <p><i>These activities are also included on p.10 of this lesson plan with the Response Activities.</i></p>

**2. OPENING CIRCLE TIME** (*introduce the Bible Truth and tell the related Bible story*)

<p><b>Gathering the Children</b> <i>lyrics and sheet music, Appendix A</i></p>	<p>Sing verse 1 of <i>The Classroom Song</i> to gather the children for Circle Time.</p> <p><b>The Classroom Song, verse 1</b> <span style="float: right;"><i>DDD NIV Songs 8, track 1</i></span></p> <p>Let's gather together to worship God, Let's gather together to worship God, Let's gather together to worship God, Come gather here with me!</p>
<p><b>Welcome to Deep Down Detectives</b></p>	<p> "Welcome to Deep Down Detectives. We're so glad you've joined us! Detectives are people who look for answers to questions. In Deep Down Detectives, we look for answers to big questions about God. We dig deep down in the truths of God's Word to find them."</p>

**2. OPENING CIRCLE TIME, continued**



= follow the stars for a short & simple lesson plan

<p><b>Deep Down Detectives Theme Song</b></p> <p><i>lyrics and sheet music, Appendix A</i></p>	<p>"Let's sing our Deep Down Detectives Theme Song."</p> <p><b>Deep Down Detectives Theme Song</b> <span style="float: right;"><i>DDD NIV Songs 8, track 5</i></span></p> <p>We're Deep Down Detectives,                  diggin' deep in God's Word,                  For truths about God and His plans for this world,                  We're seeking to love Him, with all of our heart,                  We're Deep Down Detectives!                  Come on! Let's start!</p>
<p><b>Classroom Rules Song</b></p> <p><i>lyrics and sheet music, Appendix A</i></p>	<p>There are two very important things that Deep Down Detectives do together: we worship God and we love one another. Our Classroom Rules Song reminds us how we should act. Let's sing it."</p> <p><b>Classroom Rules Song</b> <span style="float: right;"><i>DDD NIV Songs 8, track 6</i></span></p> <p>Shh, be quiet while someone is talking,                  Raise your hand, if you have something to say,                  Don't touch your friend, sitting beside you,                  Obey your teachers, Be kind as you play.                  These are our classroom rules,                  These are our classroom rules,                  They help us worship God and love one another,                  These are our classroom rules.</p>
<p><b>Opening Prayer Time</b></p> <p><i>lyrics and sheet music, Appendix A</i></p>	<p>"Children, we need God's help to keep these rules. Let's ask Him to help us right now. Let's get ready and pray."</p> <p><b>Let's Pray</b> <span style="float: right;"><i>DDD NIV Songs 8, track 7</i></span></p> <p>1-2-3!                  Fold your hands,                  Bow your head,                  Close your eyes.                  Let's pray! (<i>repeat</i>)</p> <p>"Let's pray:"</p> <p><b>Opening Prayer</b></p> <p>Dear Lord,                  We're so glad to get to gather together to worship You!                  Please help us keep the classroom rules.                  Please help us to love You and learn about You today.                  In Jesus' name, we pray. Amen.</p>



**2. OPENING CIRCLE TIME, continued**

★ = follow the stars for a short & simple lesson plan

**Reveal the Big Question**  
**Introduce the Big Question Box/Briefcase**

*lyrics and sheet music, Appendix A*

“Detectives INVESTIGATE things. That means they ask questions and look for answers. Deep Down Detectives investigate big questions about God. The Big Question we are investigating today is right inside our Big Question Box/Briefcase.

**The Big Question Box Song**

*DDD NIV Songs 8, track 8*

We’ve got a big box,  
All closed up and locked,  
Filled with the truths of God’s Word.

We’ve got a brief case,  
There’s no time to waste,  
Come on, kids, let’s open it up!

**The Big Question under Investigation**

VISUAL AID



of BQB

*Big Question & Answer Sign, front side*

*\*found in the DDD Unit 8 Visual Aids, NIV Book*

Ok, who would like to open for me and pull out the Big Question?”

*Choose a child to open the box/briefcase, take out the Big Question and hand it to you, then hold up the Big Question sign for all the children to see, and say:*

★ The Big Question we are investigating today is Big Question Number 8:

**What Is God’s Love for His People Like?**  
and the Answer is:  
**It’s More than They Could Ever Deserve!**

**Big Question Meaning**

★ God has a special people He loves. They come from all over the world. They’ve lived in every time --from long ago, all the way up to today. And there are millions and millions of them!

There is nothing better than being one of God’s special people! God has adopted them as His children. He promises to love and care for them always. He gives them special closeness with Him in their heart; and one day when they die, they will go to live with Him forever.

God’s people know His love for them is more than they could ever deserve. They know God didn’t make them His special people because they were so good. They are sinners who have disobeyed His good laws, just like everyone else. God just loves them just because He loves them.

God’s love for His people is the biggest love there will ever be. It’s so big that God sent His Son, Jesus, to suffer and die on the cross to pay for their sins. That was the only way they could become His people. You and I can become God’s people when we turn away from our sins and trust in Jesus as our Savior.

**Big Question Songs**

★ “Let’s sing our Big Question Song:

**Big Q & A 8 Song**

**Big Q & A 8 Song**

*(adapted version of “Baa, Baa, Black Sheep)*

*DDD NIV Songs 8, track 12*

*lyrics and sheet music, Appendix A*

What is God’s love for His people like?  
More than they could ever deserve.  
What is God’s love for His people like?  
More than they could ever deserve.  
What is God’s love for His people like?  
More than they could ever deserve.

**2. OPENING CIRCLE TIME, continued**



= follow the stars for a short & simple lesson plan

<p><b>Learning about the Big Question (use one or both)</b></p> <p>★</p>	<p>Repeat the Big Question and Answer again:  <b>"What Is God's Love for His People Like? More than They Could Ever Deserve!"</b></p> <p>Say: "Hmmm, I wonder what that means... Let's do our action rhyme/sing our song that explains it."</p> <p>Then do the action rhyme or sing the song using any of the optional motions suggested, if desired.</p>	
<p><b>Big Question Action Rhyme</b></p>	<p><b>Big Question 8 Action Rhyme</b></p> <p>God has a special people,  A special, special people,  God has a special people...  ...from ev-ry-where!  And you can be His, too!</p> <p>God loves His special people  His special, special people,  God loves His special people...  ...forever and ever!!  And you can be His, too!</p>	<p><b>(POSSIBLE ACTIONS)</b></p> <p><i>Stretch your hands out wide to include every place</i></p> <p><i>Point to someone else</i></p> <p><i>Place your hand on your heart</i></p> <p><i>Point to someone else</i></p>
<p><b>Big Question (Action Rhyme) Song</b></p> <p><i>lyrics and sheet music, Appendix A</i></p> <p>★</p>	<p><b>Big Question 8 (Action Rhyme) Song</b></p> <p style="text-align: right;"><i>DDD NIV Songs 8, track 13</i></p> <p><b>(POSSIBLE ACTIONS)</b></p> <p><i>Place hand over your heart</i></p> <p><b>Verse 1</b></p> <p>God loves His people from all places,  from all times, with ev'ry kind of faces.  God loves His people from ev'ry nation,  And He loves them all through Jesus Christ</p> <p><b>Refrain</b></p> <p>God's love for His people is more than they could ever deserve.  God's love for His people is more than they could ever deserve.</p> <p><b>Verse 2</b></p> <p>God loved His people before the beginning,  Even before they were repenting and believing,  God loved His people from ev'ry nation,  And He loved them all through Jesus Christ. <i>Refrain</i></p> <p><b>Verse 3</b></p> <p>God loved His people, He sent Jesus,  To save them, so forever they would be His,  God loves His people from ev'ry nation,  And He always will through Jesus Christ. <i>Refrain</i></p> <p><i>Touch your face</i></p> <p><i>Place hand over your heart</i></p> <p><i>Stretch your hands out wide to include people from every nation</i></p> <p><i>Make cross with your index fingers</i></p>	

**2. OPENING CIRCLE TIME, continued**

★ = follow the stars for a short & simple lesson plan

**Learning the Bible Truth**

VISUAL take out

AID



of BQB

VISUAL AID

All the Bible Truths Sign

★ "It's More than They Could Ever Deserve" is a good beginning, but there's so more to learn. So it's time for us to dig down even deeper for more answers to our Big Question about God. We're going to be learning **FOUR** Bible truths that all tell us more about God's love for His people.

Who would like to hand me the picture with our four Bible truths on it? It's in the Big Question Box/Briefcase." *Choose a child to get it and hand it to you, then hold it up and show them the pictures of the four truths they will be learning.*

**Bible Truth Clue**

VISUAL take out

AID



of BQB

Bible Truth Clue Sign,

front side

VISUAL AID

*After everyone has had a good look, say...*

"Ok, now let's look at our Bible Truth Clue sign and see if we can figure out which of these four truths we will be learning about today. Who would like to get it out of the Big Question Briefcase for me?"

*Choose a child to open the briefcase, take out the Bible Truth Clue sign and hand it to you. Hold up the front side for the children to see. Cover up the answer, written along the bottom, and say:*

**"What Is God's Love for His People Like?  
It's More than They Could Ever Deserve!  
God Gave His Son, ????, to Save Them!"**

**Hint**

We're missing one word. Here's the hint to what the missing word is. It says: "What's the name of God's Son? It starts with the letter "J."  
Can you guess? It's "Jesus."

So the Bible Truth we are learning today is:

*(uncover answer from bottom of sign, show it to them and say:)*

★ **"What Is God's Love for His People Like?  
It's More than They Could Ever Deserve!  
God Gave His Son, JESUS, to Save Them!"**

**Bible Truth Meaning**

★ And here is what this Bible Truth means:  
*(read the meaning off of the back of the sign, say:)*

All people have rebelled against God and have broken His good laws. All have people chosen to do things their own way, not God's. Their hearts should be full of love for God, but instead, they are dead and empty of love for Him and His good ways. That's why all people deserve God's punishment for their sins. They deserve to be separated from His forever.

But God is so kind and merciful! He chose to save sinners, like you and me, even though we did not deserve it. Yes, God chose to love sinners, even though their hearts were so dead and empty of love for Him. And He didn't just love them a little bit. He loved them a lot! He loved them so much that He sent Jesus to live and perfect life and give it up as the full payment for their sins when He suffered and died on the cross. On the third day, Jesus rose from the dead proving He had really done it! He had redeemed them, so that they could be God's special people—His, dearly-loved, adopted children forever! We can be God's special people, too, if we turn away from our sins and trust Jesus as our Savior. Isn't God so good to us!

**2. OPENING CIRCLE TIME, continued**

★ = follow the stars for a short & simple lesson plan

**Learning the Bible Verse**

"And how do I know this is true? God tells me so in His special book, the Bible."

**The Bible Chant Song**

Say or sing the Bible Chant Song.

lyrics and sheet music, Appendix A

**The Bible Chant Song**

DDD NIV Songs 8, track 9

The Bible, the Bible,  
Let's get out the Bible.  
Let's hear what God has to say.  
The Bible, the Bible,  
God's given us the Bible.  
It's His Word for us to learn and obey! Yay!

**Bible Verse**

DDD 8.1 Bible Verse-front side (in the DDD Bible folder)

VISUAL AID

Place verse in take out

#4

DDD Bible Folder

Big Question Briefcase

of BQB

DDD Bible Folder

"Who would like to get our Bible folder out of the Big Question Briefcase for me?"

Choose a child to open the briefcase, take out the "Bible" folder and hand it to you. Remove the Bible Verse Picture from the "Bible" folder and hold it up for all the children to see, then say:

1 John 4:10 tells us:

★ **1 John 4:10**

"This is love: not that we loved God, but that he loved us and sent his Son as an atoning sacrifice for our sins.

**Learn a Little:** "[God] sent his Son as an atoning sacrifice for our sins."


\*found in the DDD Unit 8 Visual Aids, NIV Book

**Bible Verse Meaning**

★ **What does that mean?**

We are all sinners who have rebelled against God, yet God chose to love us, and to love us in the deepest way possible! He sent Jesus to save us. Yes, God sent His dearly-loved Son to earth to be the propitiation for our sins. He was the atoning sacrifice that would pay for our sins and satisfy God's judgment against us. Jesus would live a perfect life, then offer it up as the full payment that would bring the forgiveness we needed. And He chose to do this while we still were rebelling against Him! How wonderful is this free gift of God! How deep is His love! This atoning sacrifice is for us, too, when we turn away from our sins and trust in Jesus as our Savior.

**2. OPENING CIRCLE TIME, continued**

 = follow the stars for a short & simple lesson plan

**Bible Verse  
Song**

*lyrics and sheet music,  
Appendix A*

*You might also enjoy:*

*God's One, Big Plan  
DDD NIV Songs 8, track 18;*

*The LORD Is Good to All  
Psalm 145:9,13,15-16  
DDD NIV Songs 8, track 19;*

*For God So Loved the World  
John 3:16  
DDD NIV Songs 8, track 20*

We've said our Bible verse, now let's sing it!

**This Is Love: 1 John 4:10**


*DDD NIV Songs 8, track 17*

This is love,  
Not that we loved God,  
But that He, that he loved us,  
He sent his Son,  
And He sent His Son,  
An atoning sacrifice for sin.  
He sent his Son,  
And He sent His Son,  
An atoning sacrifice for sin.  
First John, Four, ten.

**2. OPENING CIRCLE TIME, continued**



= follow the stars for a short & simple lesson plan

<p><b>Getting into the Case</b></p>	<p>"Now it's time to do a bit more deep down investigating. Let's see what Detective Dan wants us to help him figure out. Would someone like to get it out for me?"</p>
<p><b>Listening Assignments</b></p> <p>Place in  take out  of BQB</p>	<p><b>NOTE: Listening assignments are most suitable for ages 3+. Skip straight to the Bible story (see bottom of this page), if working with 2 year olds.</b></p> <p>"Let's open up our listening assignment and see what we are supposed to figure out today.</p> <p>Choose a child to take out the Listening Assignment (from the DDD Bible Folder) and hand it to you. Read Detective Dan's letter to the children that includes the listening assignment. The listening assignments are summarized below:</p>
<p>VISUAL AID</p> <p></p> <p>DDD Unit 8 Visual Aids, NIV</p>	<p><b>Detective Dan's Lesson #1 Listening Assignment:</b></p> <p>I need to find out:</p> <ol style="list-style-type: none"> <li><b>1. Whom did God adopt as His dearly-loved children?</b></li> <li><b>2. What made adopting them so costly to God?</b></li> </ol>
<p>VISUAL AID</p> <p></p> <p>DDD Unit 8 Visual Aids, NIV</p>	<p><b>Detective Dan's Lesson #2 Listening Assignment:</b></p> <p><b>Our Bible Verse is 1 John 4:10</b></p> <p>"This is love: not that we loved God, but that he loved us and sent his Son as an atoning sacrifice for our sins."</p> <p>I need to find out:</p> <ol style="list-style-type: none"> <li><b>1. Whom did God love before they loved Him?</b></li> <li><b>2. Whose sins were forgiven by Jesus' sacrifice?</b></li> </ol>
<p>VISUAL AID</p> <p></p> <p>*Listening Assignment #3 includes the Assignment Sheet, plus 6 clue pictures*</p> <p>DDD Unit 8 Visual Aids, NIV</p>	<p><b>Detective Dan's Lesson #3 Listening Assignment:</b></p> <p>I found six clues, but only 4 of them are in the story.</p> <p>They are: a big promise, the sun, a boat, a man named Jeremiah, soldiers, a cross.</p> <p>Hold each of them up for the children to see as you identify them.</p> <p>I need to figure out:</p> <ol style="list-style-type: none"> <li><b>1. Which four belong in the story and which two don't?</b></li> <li><b>2. Who needed to confess their sins to God? Who needed to ask Him to be their Savior?</b></li> </ol>
<p><b>Tell the Bible Story</b></p> <p>Place story &amp; pics in  take out  of BQB</p> <p>DDD Unit 8 Visual Aids, NIV</p> <p><b>Story text included in this book right after this lesson plan and in Visual Aids book</b></p>	<p><b>Then say,</b> "Ok, Deep Down Detectives! Put on your best listening ears and see if you can hear the answers to Detective Dan's questions. When I finish telling the story, we will see if we can answer all the questions."</p> <p><b>Bible Story: The Case of the Costly Children</b> Exodus 24, Jeremiah 25, Isaiah 9,42,43,49, Ezekiel 37, Daniel 9, Zechariah 8-14</p> <p>Read the Bible Truth story, putting up the storyboard pictures/Story Scenes as you tell it. Then have the children answer the listening assignment, present the gospel and lead in prayer.</p> <p>*Answers to questions, the gospel and ACTS prayer are included with the story text.*</p>



**Lesson Plan: Big Question 8, Bible Truth 1**

use with all THREE lessons

**2. OPENING CIRCLE TIME, continued**

★ = follow the stars for a short & simple lesson plan

<p><b>Story Response Song(s)</b></p> <p><b>Hymn</b></p> <p><i>lyrics and sheet music, Appendix A</i></p>	<p><i>As attention span and time allow, you might want to end with one of the following songs which also tie in with the unit. If desired, use the Music and Movement activity ideas while singing (listed with the Response Activities).</i></p> <p><b>And Can It Be</b> <span style="float: right;"><i>DDD NIV Songs 8, track 15</i></span></p> <p><b>Refrain</b></p> <p>Amazing love, how can it be? That thou, my God, should die for me? Amazing love, how can it be? That thou, my God, should die for me?</p> <p><b>Tie-in:</b> "God's love is amazing! How He loves His people! They deserved the full punishment for their sins. They deserved to die and be separated from God forever. But Jesus came to die for the sins of all who would ever turn from their sins and trust in Him as their Savior. He died in their place. He took their sins, so that they could be forgiven and live as God's people forever. When we turn from our sins and trust in Jesus as our Savior, then His death pays for our sins, too. We, too, can know God now in our hearts; and one day, go to live with Him forever."</p>
--	--

<p><b>Praise Song</b></p> <p><i>lyrics and sheet music, Appendix A</i></p>	<p><b>Praise Song: God Is So Good</b> <span style="float: right;"><i>DDD NIV Songs 8, track 16</i></span></p> <p>God is so good (powerful, holy), God is so good (powerful, holy), God is so good (powerful, holy), He's so good (powerful, holy) to me.</p> <p><b>Tie-in:</b> "Children, God is so good to us, sinful humans! That He would love us and send His Son, Jesus, to die for them. Let's sing of how good He is and how loving He is!"</p>
--	--






**3. TAKING ACTION: Response Activities** *(choose from among these activities)*

<p><b>Transition to Activities</b></p>	<p>★ Well, Deep Down Detectives, you've done a great job diggin' deep down for answers in the truths of God's Word. Now it's time to enjoy some activities."</p> <p><i>Tell children what activity/s you are providing for them: either free play or some of the response activities listed below. When you are ready to dismiss them, use this song to help the children transition in an orderly fashion to their next activity.</i></p>
<p><b>Classroom Song, verse 2</b></p> <p><i>lyrics and sheet music, Appendix A</i></p>	<p>"Children, let's sing our Time to Play Song. When we are finished you may get up and walk over to our next activity."</p> <p><b>Classroom Song, verse 2</b> <span style="float: right;"><i>DDD NIV Songs 8, track 2</i></span></p> <p>We've gathered together to worship God, We've gathered together to worship God, And now it's time to play.</p> <p><i>Dismiss the children to whatever activities you have prepared for them to do.</i></p>

**Lesson Plan: Big Question 8, Bible Truth 1**

use with all THREE lessons

**3. TAKING ACTION: Response Activities** (choose from among these activities) ★ = short & simple lesson plan

<p><b>Response Activities</b></p>	<p>Choose one or more activities appropriate for your children, based on classroom time and developmental needs. <b>Add the Discussion Sheet to any activity for deeper learning.</b> ★</p>
<p><b>Bible Verse Memory Game</b></p> <p><i>game directions, Appendix B</i></p>	<p>Though listed with the opening activities, you may choose to use this Bible verse game here instead (or as a repeat).</p> <ul style="list-style-type: none"> <li>• Lesson 1 Game: Block Clapping</li> <li>• Lesson 2 Game: Meet, Greet and Keep It Up</li> <li>• Lesson 3 Game: Bean Bag Catch</li> </ul> <p>Use the Discussion Sheet with this activity for even deeper learning ★</p>  <p>Discussion Questions</p>
<p><b>Music, Movement &amp; Memory Activity</b></p> <p><i>game directions, Appendix B</i></p>	<p>A music activity that uses the songs from the Bible Truth and Big Question unit.</p> <ul style="list-style-type: none"> <li>• DDD Songs for this Bible Truth, plus:</li> <li>• Lesson 1 Activity: Egg Shakers</li> <li>• Lesson 2 Activity: Jingle Bell Hands</li> <li>• Lesson 3 Activity: Big Voice, Little Voice</li> </ul> <p>Use the Discussion Sheet with this activity for even deeper learning ★</p>  <p>Discussion Questions</p>
<p><b>Bible Story Review Game</b></p> <p><i>game directions, Appendix B</i></p>	<p>A game that uses the storyboard pictures from the story to review the story.</p> <ul style="list-style-type: none"> <li>• Lesson 1 Game: Look Who's Coming Down the Tracks</li> <li>• Lesson 2 Game: Can You Remember?</li> <li>• Lesson 3 Game: Clothespin Line Up and Drop</li> </ul> <p>Use the Discussion Sheet with this activity for even deeper learning ★</p>  <p>Discussion Questions</p>
<p><b>Coloring Pages/ Take Home Sheets</b></p> <p><i>in Appendix C</i></p> <p>★</p>	<p>A coloring page related to the lesson assignment question is provided for each lesson. On the back of each are the key concepts, a few questions and a song for parents to use with their children.</p> <p>NOTE: Upgrade your coloring sheet to a more interesting craft by offering simple embellishments, such as jiggly eyes, craft sand, glitter, glitter glue, colored paper dots (made with a hole punch), fabric scraps, etc. Make cut-to-size glued-on clothes, hair, etc for characters by using a copy of the coloring sheet, cutting out the selected portions and making them the patterns for whatever you want to cut out of fabric, paper, foil, etc.</p> <ul style="list-style-type: none"> <li>• Lesson 1 Coloring Sheet Emphasis: Bible Truth</li> <li>• Lesson 2 Coloring Sheet Emphasis: Bible Verse</li> <li>• Lesson 3 Coloring Sheet Emphasis: ACTS Prayer</li> </ul> <p>Use the Discussion Sheet with this activity for even deeper learning ★</p>  <p>Discussion Questions</p>
<p><b>Extra Crafts: Big Question Craft</b></p> <p><i>in Appendix C</i></p> <p><b>Bible Verse Craft</b></p> <p><i>in Appendix C</i></p> <p><b>Bible Story Puzzle</b></p> <p><i>in Appendix C</i></p>	<p><b>These crafts are slightly more complex than the coloring/take home sheets:</b></p> <p><b>The Bible Concept Go-and-Tell Craft</b> is a craft that summarizes the Bible concept and includes the Bible verse is included for those desiring more than a coloring sheet. This more complex craft will involve gluing, sticking, etc. Can be used at any time.</p> <p><b>The Bible Story Coloring Sheet</b> provides a tie in between the Bible story and the Bible truth they are learning.</p> <p>The <b>Storyboard Picture Placement Page</b> has been made into a puzzle that can be cut out and re-assembled by the children. This provides a nice summary of the story.</p> <p>Use the Discussion Sheet with these activities for even deeper learning ★</p>  <p>Discussion Questions</p>
<p><b>Free Play Activities</b> ★</p> <p><i>ideas in Appendix D</i></p>	<p>Offer your own or some of the easy-to-make, free play activities suggested in Appendix D.</p>

**4. CLOSING CIRCLE TIME** *(End-of-session activities for the last 5-10 minutes of class time)*

 = short & simple lesson plan

<p><b>Transition to Closing Circle</b></p> <p><b>Classroom Song, verse 3</b></p> <p><i>lyrics and sheet music, Appendix A</i></p>	<p><i>Use this song to help the children transition in an orderly fashion. Start singing this song and ask the children to gather with you for Closing Circle Time.</i></p> <p><b>Classroom Song, verse 3</b> <span style="float: right;"><i>DDD NIV Songs 8, track 3</i></span></p> <p>It's time to get ready to go and tell, It's time to get ready to go and tell, Come gather here with me.</p>
<p><b>Closing Circle Time</b></p> <p><b>Classroom Song, verse 4</b></p> <p><i>lyrics and sheet music, Appendix A</i></p>	<p><i>When children are settled in the circle, say:</i></p> <p>"It's almost time for your parents to come pick you up. And do you know what that means? It means.... (draw this out to build anticipation and excitement)...that it's almost time to go home and...it's almost time to...Go and Tell! We have learned some big news about God today. God wants us to take and tell it to the whole world!"</p> <p><b>Classroom Song, verse 4</b> <span style="float: right;"><i>DDD NIV Songs 8, track 4</i></span></p> <p>So what's our big news to go and tell, So what's our big news to go and tell, Can you tell me now?</p>
<p><b>Big News to Tell</b></p> <p><b>Big Question 8</b></p> <p><i>VISUAL AID</i></p> <div style="border: 1px solid black; background-color: #90EE90; padding: 2px; display: inline-block;"><b>#1</b></div> <p><i>*found in the DDD Unit 8 Visual Aids, NIV Book lyrics and sheet music, Appendix A</i></p> <p><b>Big Question 8, Bible Truth 1</b></p> <p><i>VISUAL AID</i></p> <div style="border: 1px solid black; background-color: #90EE90; padding: 2px; display: inline-block;"><b>#3</b></div>	<p>"Let's see....there's so much big news to tell! There's so much we've learned!</p> <p>First of all, can you tell me the answer to our <b>Big Question: "What Is God's Love for His People Like?"</b> <i>Hold up the Bible Truth Clue Picture.</i></p> <p>Say the answer with me: <b>"It's More than They Could Ever Deserve!"</b></p> <p><i>(If desired, you can sing one/both of the Big Question songs.)</i> <span style="float: right;"><i>DDD NIV Songs 8, tracks 12,13</i></span></p> <p>And what's one way He does this? What did we learn? <i>Point to the picture.</i></p> <p><b>God Gave His Son, Jesus, to Save Them!</b></p> <p>"And how do I know this is true? Can you tell me?"</p> <p>Say it with me: <b>"The Bible tells me so!"</b> That's right!</p>
<p><b>Big Question 8 Bible Truth 1 Bible Verse</b></p> <p><i>VISUAL AID</i></p> <div style="border: 1px solid black; background-color: #90EE90; padding: 2px; display: inline-block;"><b>#4</b></div> <p><i>*found in the DDD Unit 8 Visual Aids, NIV Book lyrics and sheet music, Appendix A</i></p>	<p>We learned: <b>Our Bible Verse is 1 John 4:10</b></p> <p>"This is love: not that we loved God, but that he loved us and sent his Son as an atoning sacrifice for our sins. "</p> <p><b>Learn a Little:</b> "[God] sent his Son as an atoning sacrifice for our sins."</p> <p>We are all sinners who have rebelled against God, yet God chose to love us, and to love us in the deepest way possible! He sent Jesus to save us. Yes, God sent His dearly-loved Son to earth to be the propitiation for our sins. He was the atoning sacrifice that would pay for our sins and satisfy God's judgment against us. Jesus would live a perfect life, then offer it up as the full payment that would bring the forgiveness we needed. And He chose to do this while we still were rebelling against Him! How wonderful is this free gift of God! How deep is His love! This atoning sacrifice is for us, too, when we turn away from our sins and trust in Jesus as our Savior.</p> <p><i>(If desired, you can sing the Bible verse song.)</i> <span style="float: right;"><i>DDD NIV Songs 8, track 17</i></span></p>

**4. CLOSING CIRCLE TIME, continued**



= follow the stars for a short & simple lesson plan

<p><b>Closing ACTS Prayer Time</b></p> <p><b>ACTS Prayer Chant</b></p> <p><i>lyrics and sheet music, Appendix A</i></p>	<p><i>Let's ask God to help us to remember this and even tell others this good news. Let's get ready and pray our ACTS prayer.</i></p> <p><i>And what does ACTS mean? Let's sing/say our ACTS Prayer Chant!</i></p> <p><b>ACTS Prayer Chant Song</b> <span style="float: right;"><i>DDD NIV Songs 8, tracks 10,11</i></span></p> <p>A, Adoration, God, we praise You!                  C, Confession, Forgive us our sins.                  T, Thanksgiving, Thank You for Jesus,                  S, Supplication, Help us to live like Him.</p> <p style="text-align: right;">That's the ACTS prayer, my friend,                  Bow your head, Close your eyes, Shhh,                  Let's begin.</p>
---	---

<p><b>Closing ACTS Prayer</b></p>	<p>"Let's pray!"</p> <p><i>Lead the children in the ACTS prayer for this Bible Truth.</i></p> <p><b>A</b> We praise You, God, for being so full of love for Your people. You were filled with love for them before they loved You or knew You!</p> <p><b>C</b> God, we should be filled with love for You and Your good ways, but so many times we are not. We need a Savior!</p> <p><b>T</b> Thank You for loving the world so much that You sent Jesus to be our Savior. Thank You for loving sinners, even before they loved You. Thank You for making the way for them to be saved through Jesus.</p> <p><b>S</b> God, work deep inside our hearts. Help us to turn away from our sins and trust in Jesus as our Savior. Give us new hearts full of love for You. Help us to become Your people.</p> <p>In Jesus' name, we pray. Amen.</p>
-----------------------------------	--

**5. TAKING IT HOME** *(Take Home Sheet)*

<p><b>Clean up and Dismissal</b> </p>	<p>"Now it's time to work together and clean up."  <i>Have the children join you in cleaning up the room.</i></p>
<p><b>Coloring Pages/ Take Home Sheets</b> </p> <p><i>in Appendix C</i></p>	<p><i>Give out the craft/take home sheet and any other papers from the session, as you dismiss children from class.</i></p> <p><i>(Reminder: The back side of the coloring page is the take home sheet for each lesson.)</i></p>

<p><b>Bible Story to Take-Home</b></p> <p><i>in Appendix C</i></p>	<p>You may also want to include a copy of the story along with the take home sheet. (However, each coloring sheet/take home sheet includes a note to parents telling where they can download the story from the Parent Resources section on the website.)</p>
--	---

**The Case of the Costly Children***Exodus 24, Jeremiah 25, Isaiah 9,42,43,49, Ezekiel 37, Daniel 9, Zechariah 8-14***Story-telling Tips**

Ahead of time:

1. Read the Bible verses and story. Pray!
2. Choose story action cues and/or prepare storyboard figures, if using. (Included in Visual Aids book)
3. Practice telling story with the storyboard pictures, timing your presentation. Shorten, if necessary.

During your presentation:

1. Maintain as much eye contact as possible as you tell the story.
2. Put up storyboard figures/add story action cues as you tell the story. Allow the children to help you put them on the board, if desired.
3. Include the children in your story with a few questions about what they think will happen or words/concepts that might be new to them.
4. Watch the kids for signs that their attention span has been reached. Shorten, if necessary.

**INTRODUCTION/ LISTENING ASSIGNMENTS**

**“Our story is called: The Case of the Costly Children. Here is your listening assignment... ”** *Read from Detective Dan’s Listening Assignment signs, but questions are summarized below:*

**Detective Dan’s Lesson #1 Listening Assignment:**

I need to find out:

1. **Whom did God adopt as His dearly-loved children?**
2. **What made adopting them so costly to God?**

**Detective Dan’s Lesson #2 Listening Assignment:****Our Bible Verse is 1 John 4:10**

“This is love: not that we loved God, but that he loved us and sent his Son as an atoning sacrifice for our sins.”

I need to find out:

1. **Whom did God love before they loved Him?**
2. **Whose sins were forgiven by Jesus’ sacrifice?**

**Detective Dan’s Lesson #3 Listening Assignment:**

I found six clues, but only 4 of them are in the story.

They are: a big promise, the sun, a boat, a man named Jeremiah, soldiers, a cross.

*Hold each of them up for the children to see as you identify them.*

I need to figure out:

1. **Which four belong in the story and which two don’t?**
2. **Who needed to confess their sins to God? Who needed to ask Him to be their Savior?**

**Read the assignment questions, THEN SAY,**

“Ok, Deep Down Detectives! Put on your best listening ears and see if you can hear the answers to Detective Dan’s questions. When I finish telling the story, we will see if we can answer all the questions.”

*Read the Bible Truth story, answer questions, present the gospel and lead in prayer.*

*Answers to questions; the gospel; and, ACTS prayer are included with the story text.*

**The Case of the Costly Children** *Exodus 24, Jeremiah 25, Isaiah 9,42,43,49, Ezekiel 37, Daniel 9, Zechariah 8-14*

*Story with lines separating paragraphs (text in bold, optional interaction cues in italics)*

**“The LORD gathered the people of Israel near Mt. Sinai and spoke to them: “I have loved you and rescued you from your enemies. I want to be your God. I want you to be my dearly loved people,” He told them. “I want us to make a covenant together. I want to make big, big promises with you, sealed with blood. Promises that must be kept. “Do or die” promises,” the LORD explained.**

**“I want to give you My big promise to always take care of you and give you many good things,” the LORD told the people through Moses. “I want to give you homes in your own, very special land. A place where you can worship Me and live happily. I will get rid of all your enemies, so you don’t have to worry about them again,” the LORD told the people.**

**“But, I want you to make Me a big promise, too,” the LORD told them. “A promise to love Me and keep all of My good laws,” He said.**

**What would the people of Israel say? What would the people of Israel do? Did they want the LORD to be their God? Did they want Him to take care of them and give them all these good things? Did they want to be His dearly-loved people?**

*What do you think?*

**Yes, they did! They wanted the LORD to make His covenant with them. And they wanted these promises to be “Do or die” promises, sealed in blood. They wanted to make sure the LORD really kept His word and gave them all these good things He promised. What a wonderful life He was offering them!**

**Ahh, but there was also the OTHER question they had to ask themselves: did THEY want to make a covenant with the LORD? Did THEY want to promise to love Him and keep His good laws? Remember: their promises were covenant promises, too. They were also “Do or Die,” sealed-with-blood promises which MUST be kept. Did they want to make that kind of promise to the LORD?**

*What do you think?*

**Yes, they did! The LORD loved them. His laws were good. Why would they NOT want to make this covenant promise with Him?! So they said to the LORD, “Yes, yes, yes! We will be Your dearly loved people! We will keep all of Your good laws. We will make a covenant with You—our “Do or Die” promise. We want You to be our God!” they told the LORD.**

**So, the LORD and the people made a covenant together. Moses built an altar at the base of the mountain and set up twelve, stone towers-- one for each of the twelve, family groups among the people. Twelve, young men brought twelve large, worship gifts to offer to the LORD. Everyone listened as Moses read the LORD’s promises and laws to the people. Blood was sprinkled on the altar and on the people. “We will do everything the LORD has said. We will obey Him and keep the covenant... we will do or die,” the people promised. The covenant was made. The LORD was their God, and they were His people.**

**The LORD kept all of His covenant with His people--every one of His big, “Do or Die” promises. He gave them a special land to live in. He gave them their own homes. He gave them fields full of good food and lots of children. He told them how to build a special worship place so they could meet with Him. And, He protected them from their enemies.**



*Story with lines separating paragraphs (text in bold, optional interaction cues in italics)*

**But what about the people of Israel? Did they keep the covenant promises they made to the LORD?**

*What do you think?*

**They did NOT! They did NOT love the LORD or keep His good laws as they promised. You see, it is one thing to MAKE a big promise to the LORD and another thing to KEEP it. The people WANTED to be God's dearly-loved people. They WANTED to love Him and obey Him. They WANTED Him to bless them with all the good things He promised to give them. But there was something that the people of Israel had in their hearts--that we have in our hearts, too—that was causing a big problem. Do you know what it was?**

*Can you guess?*

**It was sin. Yes, ever since Adam and Eve first disobeyed God in the Garden, there has been sin in everyone's heart. Sin that kept those people of Israel from obeying all of the LORD's good laws. Sin that kept them from worshipping and loving Him as they should. Sin that kept them from loving each other the way they should, too. And so, the people broke their covenant to the LORD –yes, that big "Do or Die" promise, over and over. And that meant the people no longer deserved to be the LORD's dearly-loved people and He should no longer be their God. What would the LORD do, now that the people had disobeyed?**

*What do you think He would do?*

**What would the LORD do? He did plenty! First, He warned them over and over to turn away from their sin. He sent godly men like Jeremiah to them, saying, "Remember your big promise to the LORD! He wants to be your God. He wants you to be His dearly-loved people. Turn away from disobeying His good laws. Turn back to worshipping and loving Him! If you do, He will forgive you. If you do not, then He will send punishments to help you turn back to Him," Jeremiah warned them.**

**Did the people of Israel listen to the LORD's warnings? Did they turn back to worship and love Him? Not really. So at last, the LORD sent punishments. He let their enemies come into their land and destroy their homes and worship place. He let them take the people of Israel far away and made them work very, very hard for them.**

**Boo, hoo! Boo, hoo! How sad the people of Israel were! They missed the good things that God had given them. They missed their homes. They missed the place where they worshipped the LORD. They did not like working for their enemies.**

**But most of all, they were sad that they had not kept their big promise to the LORD. They knew that they had not worshipped or loved Him as they promised they would. They knew that they had not loved others as they promised they would, either. They knew that they should not be His dearly-loved people anymore and He should not be their God. This is what they deserved for breaking their "Do or Die" promises with the LORD. They knew they had sin in their hearts; and at last, they began to turn away from their sins. But was it too late? Was this really the end of the LORD's love for His people?**

*What do you think?*

**No, it was not! Even though they should not be God's dearly loved people anymore, God kept on loving His sinful people.**

*Story with lines separating paragraphs (text in bold, optional interaction cues in italics)*

The LORD sent godly men like Daniel, Ezekiel and Zechariah to encourage the people with wonderful news: “You have broken your promises to the LORD, but He still loves you,” they told the people. “Listen to the good plans He has for you: ‘I have punished you so you would turn back to Me, but I won’t keep on punishing you,’ the LORD told them. ‘On just the right day, your punishment will be over. I will free you from your enemies. You won’t have to work for them anymore. You will get to go back to your homes in the special land. You can build a new place to worship Me. I will take care of you and give you good things,” the LORD promised them.

“But I have even better plans for you than freeing you from your enemies and bringing you back home,” the LORD told them. “I’m going to make a NEW covenant with you. A new “Do or Die” promise sealed with new blood. I’m going to beat your even bigger enemy: the sin in your hearts that keeps you from loving and obeying Me!” He promised.

“Yes, I’m going to send you a Messiah, a Savior. He will be My Son. He is going to come to earth. He is going to take the punishment that all My people deserve for disobeying Me. It will be gone for good. His blood will take away their sins. His blood will seal this new “Do or Die” covenant. Then I will give My people new hearts filled with My Holy Spirit. Then all My people, from every place in the whole world, will be saved to know Me and love Me and obey Me. And one day, they will even live with Me, forever happy,” the LORD promised. “This covenant will last forever.”

What wonderful news this was! The people of Israel were so happy! They believed God’s big promise to free them from their enemies. They believed His promise to send them back home to their special land.

And, they believed that one day God would send a Messiah, a Savior, to beat their biggest enemy of all: the sin in their hearts that kept them from loving and obeying Him.

The people waited and waited. They looked for the day God promised. And, at last, it came! They left working for their enemies and went back home to their special land. They built new homes, and they built a new place to worship God. Then they waited and waited some more. They waited for the day the Savior would come. And while they had to wait a very long time, at last, that day came, too.

Who was the Messiah, the Savior, God’s Son? I bet you know His name?

*Can you tell me?*

It’s Jesus! That’s right. Jesus was born a baby in Bethlehem. He grew up, up, up until He was a man. And what a man Jesus was! He kept all of God’s laws His whole life. He was perfect! And what did Jesus do with that perfect life? He did just exactly what God promised He would do. He saved all God’s people when He took the punishment for their sins on the cross. With His own blood, Jesus sealed the new covenant that God was making with His people. A covenant that couldn’t be broken EVER, because it was the blood of God’s perfect Son, Himself, that was keeping the promises for God’s people.

Yes, Jesus suffered and died on the cross that day. He was buried in a cave grave and watched over by guards. But that was not the end of the story, was it? What would happen on the third day?

*Can you tell me?*

On the third day, Jesus rose from the dead, never to die again. He had really done it! He had beaten sin and death for God’s people, once and for all! How great is God’s love for His people! Even though they do not love Him or obey Him as they should, He loved them more than they deserved. He loved them so much that He chose to send His Son, Jesus, to save them from their sins, so they could know Him in their hearts now, and one day, go to live with Him forever. We can be God’s people, too, if we turn away from our sins and trust in Jesus as our Savior. Ask Him to help you. He loves to answer this prayer!

**Cracking the Case:** (story wrap-up for Listening Assignments)

It's time to see how we did with our Listening Assignment.

**Detective Dan's Lesson 1 Listening Assignment:**

**1. Whom did God adopt as His dearly-loved children?**

All who would turn from their sins and trust in Jesus as their Savior. His promises began with the people of Israel, but have spread out to include people from the whole world.

**2. What made adopting them so costly to God?** God adopted them by paying for their sins, Himself, when Jesus suffered and died on the cross.

**For You and Me:**

We, too, can become God's dearly-loved, adopted children when we turn away from our sins and trust in Jesus as our Savior.

**Detective Dan's Lesson 2 Listening Assignment:**

**Our Bible Verse is: 1 John 4:10**

"This is love: not that we loved God, but that he loved us and sent his Son as an atoning sacrifice for our sins."

**1. Whom did God love before they loved Him?** God loved all His people before they loved Him—the people of Israel, and all others who would turn to Him and trust in Jesus as their Savior.

**2. Whose sins were forgiven by Jesus' sacrifice?** All of God's people—all who would turn from their sins and trust in Jesus as their Savior.

**For You and Me:**

We, too, are sinners who have broken God's laws. We, too, deserve His punishment for our sins. But the good news is that we, too, can be forgiven our sins when we turn away from our sins and trust in Jesus as our Savior.

**Detective Dan's Lesson 3 Listening Assignment:**

Our six clues were: a big promise, the sun, a boat, a man named Jeremiah, soldiers, and a cross.

**1. Which four belong in our story?**

The big promise, the man named Jeremiah, the soldiers and the cross belong. The sun and the boat do not.

**2. Who needed to confess their sins to God? Who needed to ask Him to be their Savior?** The people of Israel.

**For You and Me:**

Like the people of Israel, we, too, are sinners who have broken God's laws. We, too, deserve His punishment for our sins. But the good news is that we, too, can be forgiven our sins when we turn away from our sins and trust in Jesus as our Savior.

**The Gospel** (story wrap-up if NOT using Listening Assignments)

**Our Bible Truth is:**

**What Is God's Love for His People Like? It's More than They Could Ever Deserve... God Gave His Son, Jesus, to Save Them!**

Just like God's people from long ago, we do not love God or obey Him as we should. We deserve God's punishment, too, don't we? But the good news is that when we turn away from our sins and trust in Jesus as our Savior, He will save us, too! We will be His dearly-loved people—His adopted children. He will give us new hearts that want to love and obey Him. And one day, at just the right time, we will go to live with Him in heaven, forever happy!

*Close in prayer.*

**Closing ACTS Prayer**

- A** We praise You, God, for being so full of love for Your people. You were filled with love for them before they loved You or knew You!
- C** God, we should be filled with love for You and Your good ways, but so many times we are not. We need a Savior!
- T** Thank You for loving the world so much that You sent Jesus to be our Savior. Thank You for loving sinners, even before they loved You. Thank You for making the way for them to be saved through Jesus.
- S** God, work deep inside our hearts. Help us to turn away from our sins and trust in Jesus as our Savior. Give us new hearts full of love for You. Help us to become Your people.

In Jesus' name, we pray. Amen.

**Go to Lesson Plan, p.9 for the script to the rest of the lesson.**



# Deep Down Discussion Sheet

use with all THREE lessons

Use with all response activities for deeper learning



P.1

Questions to aid discussion of the key concepts and for use in games

Be familiar with these questions and answers. Look for opportunities to ask questions and discuss their answers, such as while the children work on their coloring pages, as part of their response games, or during play time. Remember: your goal isn't to ask all these questions or only talk to the children about these things. It is to be deliberate in having good conversations with them, however much or little you have.

<p><b>BIG QUESTION</b></p> <p><b>Meaning</b></p> <p><b>Discussion Questions</b></p>	<p><b>What Is God's Love for His People Like? More than They Could Ever Deserve!</b></p> <p>God has a special people He loves. They come from all over the world. They've lived in every time --from long ago, all the way up to today. And there are millions and millions of them! There is nothing better than being one of God's special people! God has adopted them as His children. He promises to love and care for them always. He gives them special closeness with Him in their heart; and one day when they die, they will go to live with Him forever. God's people know His love for them is more than they could ever deserve. They know God didn't make them His special people because they were so good. They are sinners who have disobeyed His good laws, just like everyone else. God just loves them just because He loves them. God's love for His people is the biggest love there will ever be. It's so big that God sent His Son, Jesus, to suffer and die on the cross to pay for their sins. That was the only way they could become His people. You and I can become God's people when we turn away from our sins and trust in Jesus as our Savior.</p> <p><i>choose a few</i></p> <ol style="list-style-type: none"> <li>1. What is God's love for His people like? <i>More than they could ever deserve.</i></li> <li>2. Where are God's special people from? <i>From all over the world and from every time people have lived.</i></li> <li>3. What have God's special people said sorry to God about? <i>Their sins.</i></li> <li>4. Who have God's special people trusted in as their own Savior? <i>Jesus.</i></li> <li>5. How long does God promise to love His people? <i>Forever!</i></li> <li>6. What is better than being one of God's special people? <i>Nothing!</i></li> <li>7. Did God make them His special people because they were so good? <i>No. He loves them because He loves them.</i></li> <li>8. What must we do, if we are to be God's special people? <i>Turn away from our sins and trust in Jesus as our Savior.</i></li> </ol>
<p><b>BIBLE TRUTH</b></p> <p><b>Meaning</b></p> <p><b>Discussion Questions</b></p>	<p><b>It's More than They Could Ever Deserve...God Gave His Son, Jesus, to Save Them!</b></p> <p>All people have rebelled against God and have broken His laws. All have chosen to do things their own way, not God's way. Their hearts should be full of love for God; but instead, their hearts are dead and empty of love for God and His good ways. That's why all people deserve God's punishment for their sins. They deserve to be separated from Him forever. How sad! But God is so kind and merciful! He chose to save sinners, like you and me, even though we did not deserve it. Yes, God chose to love sinners, even though their hearts were so dead and empty of love for Him. And He didn't just love them a little bit. He loved them a lot! He loved them so much that He sent His Son, Jesus, to live and perfect life and give it up as the full payment for their sins when He suffered and died on the cross. On the third day, Jesus rose from the dead, proving He had really done it! He had redeemed sinners, so that they could become God's special people—His, dearly-loved, adopted children forever! We can be God's special people, too, if we turn away from our sins and trust in Jesus as our Savior. Hasn't God loved us so much through Jesus!</p> <ol style="list-style-type: none"> <li>1. Who has rebelled against God and broken His good laws? <i>All people have.</i></li> <li>2. Are the hearts of all people full of love for God or dead and empty of love for Him? <i>They are dead and empty of love for Him.</i></li> <li>3. Who deserves God's punishment for their sins? <i>All people.</i></li> <li>4. Did God love His special people even while their hearts were so dead and empty of love for Him? <i>Yes, He did.</i></li> <li>5. Who did God sent to save His people? <i>Jesus!</i></li> <li>6. What must we do, if we are to be God's special people? <i>Turn away from our sins and trust in Jesus as our Savior.</i></li> </ol>

**Deep Down Discussion Sheet**

use with all THREE lessons

**P.2**

Questions to aid discussion of the key concepts and for use in games

<p><b>THE GOSPEL</b></p>	<p>What is God's good news for you and me? <i>The gospel! While we all disobey God and deserve His punishment, God sent His Son, Jesus, to live a perfect life and offer it on the cross as the complete payment for the sins of God's people. On Day 3, He rose from the dead in victory. Now all who turn away from our sins and trust in Jesus as our Savior can become God's people. They can know Him now in their hearts, and one day go to heaven to live with Him forever.</i></p>
<p><b>BIBLE TRUTH BIBLE VERSE</b></p> <p><b>Meaning</b></p> <p><b>Discussion Questions</b></p> <p><i>choose a few</i></p>	<p>"This is love: not that we loved God, but that he loved us and sent his Son as an atoning sacrifice for our sins." -- 1 John 4:10</p> <p><b>Learn a Little:</b> "[God] sent his Son as an atoning sacrifice for our sins."</p> <p>We are all sinners who have rebelled against God, yet God chose to love us, and to love us in the deepest way possible! He sent Jesus to save us. Yes, God sent His dearly-loved Son to earth to be the propitiation for our sins. He was the atoning sacrifice that would pay for our sins and satisfy God's judgment against us. Jesus would live a perfect life, then offer it up as the full payment that would bring the forgiveness we needed. And He chose to do this while we still were rebelling against Him! How wonderful is this free gift of God! How deep is His love! This atoning sacrifice is for us, too, when we turn away from our sins and trust in Jesus as our Savior.</p> <ol style="list-style-type: none"> <li>1. Who shows us what real love is? <i>God and the way He has loved us through Jesus.</i></li> <li>2. Why do none of us deserve God's love? <i>Because we are all sinners who have chosen to disobey Him.</i></li> <li>3. Who did God send to save us? <i>Jesus.</i></li> <li>4. What did Jesus do to save us? <i>He lived a perfect life and gave it up as the full payment for the sins of all who would ever turn from their sins and trust in Him as their Savior.</i></li> <li>5. What does it mean that Jesus was the atoning sacrifice for our sins? <i>God is holy and He hates sin. He hates OUR sin and we deserve His punishment. Our sins separate us from God. But Jesus took all of God's punishment for the sins of God's people when He suffered and died on the cross. His life brings God's people back into fellowship (special closeness) with Him. That is how they can be God's dearly-loved people.</i></li> <li>6. How can Jesus' sacrifice cover our sins and we become God's people? <i>When we turn away from our sins and trust in Jesus as our Savior.</i></li> </ol>
<p><b>BIBLE STORY</b></p> <p><b>Discussion Questions</b></p> <p><i>choose a few</i></p>	<p><b>The Case of the Costly Children</b></p> <ol style="list-style-type: none"> <li>1. Today we learned something about what God's love for His people are like. We learned that He sent Jesus to save them. Why do God's people need God to save them? <i>Because they were sinners who kept on disobeying Him and His good laws.</i></li> <li>2. What did the people of Israel promise God that they would do? <i>They would love God and obey His good laws.</i></li> <li>3. What did God promise to do for the people of Israel, if they loved Him and obeyed His good laws? <i>They would be His dearly-loved people. He would take care of them and give them good things. He would give them homes in a special place where they could worship Him and He would protect them from their enemies.</i></li> <li>4. Did the people of Israel love God and keep His good laws? <i>No. They did not.</i></li> <li>5. What did God do before He let the enemies come in and destroy their special place and make them work for them? <i>He warned them many times through people like Jeremiah.</i></li> <li>6. What were the people of Israel saddest about when they were taken away by their enemies? <i>That they had broken their big promise to God and that they didn't deserve to be His people anymore.</i></li> <li>7. What good news did Daniel, Ezekiel and Zechariah give the people of Israel? <i>That God still loved them. He punished them so they would turn back to love and obey Him. He would take them back to their special place to live. He would send Jesus to beat their biggest enemy--sin and death.</i></li> </ol>