

DEEP DOWN DETECTIVES

**Curriculum Resources
for Unit 7, Bible Truth 3:**



What Are God's Laws Like?

God's Laws Are Perfect...

**They Tell Us How to
Love God and Others**

Session Prep (especially good for newbies!)

Pray!



Pray for the Holy Spirit to be at work in your and the children's hearts.

Review



If new to the curriculum, look at the **Getting Started with Deep Down Detectives section of the Core Curriculum book.** (p.5) It will be especially helpful to read through the Deep Down Detectives section of **The Praise Factory Tour: Extended Version Book.** This is a visual way to understand what goes on in the classroom. (A pdf of the book is found in the samples section on the website.)

Look through and Learn the Lesson



Read over **lesson plan.** Practice any **songs or action rhymes** you are using. Choose/make up motions to go with these. Choose less with younger children and more with older preschoolers. **Practice the lesson with the visual aids** and using the Big Question Box/Briefcase.

Read and Rehearse the Bible Story with Pictures



Read the Bible story from the Bible. Read the curriculum version. Practice telling it with the storyboard pictures. (If you have not previously laminated the story pictures, do that now.) Or, rehearse it from the Simple Story Scenes, if you are using those.

Let There Be Music



Download the music and listen to the songs. Choose which of the songs you will use with the children. If using live musicians, make sure they have the sheet music (Appendix A, Core Curriculum book).

Put the Props in Place



1. Prepare your Visual Aids. Put the Big Question, Unit Bible Truths, Bible Truth, Bible Verse, and Listening Assignment signs, as well as the Bible Story script in one side of the Bible folder.
2. Get out your storyboard. If using Simple Story Scenes, put these in your Bible Folder. Or, if using the individual storyboard figures, put all background pictures in place (they have a BG by the number). Put the rest of the storyboard pictures (these have a SB by the number) in order of use in the other side of the Bible folder.
3. Put the DDD Bible Folder as well as the Big Question sign in the Big Question Box/Briefcase and shut it. If your box/briefcase has locks and you want to use the unlocking the box as part of your session, lock it now....but make sure you have the key or know the code first.
4. Prepare the music CD or sheet music or mp3 device for use in your session.

Set Out Free Play Activities



Choose and set up free time activities you will use with the children. Choose a variety of different activities that will be enjoyed by different types of children. Rotate the activities you provide to keep them interesting and fresh to your children. (Suggestions in Appendix D, Core Curriculum books.)

Prepare Any Activities



Choose which (if any) of the Bible Truth games and crafts activities you want to use in the session. Bear in mind your time frame as well as the developmental abilities and attention span of your children as you decide which/how many to prepare. **Look over the Discussion Sheet** and choose a few questions you might use to spark discussion with the children as they do their activities (especially good for ages 3's+). Pray for God to give you opportunities to talk about these things with the children.

Let Them Take It with Them



Make copies of the craft/take home sheets, if you are not already using them as one of your activities. You may also want to make copies of the story (see take-home version of each story included in Appendix C with the other take home resources) to have for parents to use with their children at home. There's a link on each craft/take home sheet to the story, if you don't make hard copies.

Store It



After your session is over, collect the resources and store them for future use. This curriculum can be used over and over for years to come.

Unit 7: The Law-Giving God

UNIT OVERVIEW

A law is a big rule made by someone in charge. God is our Maker. He is in charge of everyone in the whole world. He has given us His laws to live by.

God is good and loving, wise and fair. He is perfect! God's laws are just like Him. They are good and loving, wise and fair, too. They are perfect!

God's laws show us the very best way to live. They show us how to love God and love others. They are exactly what we need.

In this unit we will learn three truths about the laws God has given us.

UNIT BIBLE VERSE: Psalm 19:7
"The law of the LORD is perfect."

BIG QUESTION UNDER INVESTIGATION: What Are God's Laws Like?

ANSWER: God's Laws Are Perfect!

OPTIONAL Big Question 7 INTRODUCTION LESSON (Use Hide 'n' Seek Kids Unit 7 Material)

Story: The Case of the Big Voice
Bible Verse: Exodus 19-20, 24

BIBLE TRUTH 1: They Are Written in the Bible, God's Word (3 Lessons Available)

Story: The Case of the Big Ten *Deuteronomy 5:1,7-21*
Bible Verse: Exodus 16,19,20

BIBLE TRUTH 2: They Show Us that We Need God to Save Us (3 Lessons Available)

Story: The Case of the Rotten Innards *Luke 18:9-14*
Bible Verse: Luke 18:9-14

➔ BIBLE TRUTH 3: They Tell Us How to Love God and Others (3 Lessons Available)

Story: The Case of the Do's and Don'ts *Matthew 5,6,22*
Bible Verse: Matthew 22:37-40

Deep Down Detectives NIV Songs 7 Track Numbers

This is a listing of all songs mentioned in the unit curriculum. You may or may not choose to use all of the songs. They are listed in easy-reference order--NOT in the order used in the curriculum.

You may choose to simply burn a CD/load them onto an mp3 device in this order. Or, you may want to do what we do: choose the songs we want to use and create a play list of them in that order. Then, we burn a CD/upload the play list onto an mp3 device. A teacher only has to click forward to the next song, instead of hunting for the right track. The track number have been included as part of the title of each song, teachers will still have a reference to the track number listed in the curriculum (same as those listed below), even if you change the order on your customized play list.

SONGS USED EVERY UNIT OF THE CURRICULUM

- 1 The Classroom Song v.1
- 2 The Classroom Song v.2
- 3 The Classroom Song v.3
- 4 The Classroom Song v.4
- 5 Deep Down Detectives Theme Song
- 6 The Classroom Rules Song
- 7 Let's Pray Song
- 8 The Big Question Box Song
- 9 The Bible Chant Song
- 10 ACTS Prayer Song (Short Version)
- 11 ACTS Prayer Song (Full Version)

Why the Extra Songs?

Deep Down Detectives is a curriculum used by a wide age-span of kids. Sometimes one of the other songs is a better fit for your kids. Or, you may simply want to teach them more songs on the same Bible Truth. Use as many or as few as you want.

UNIT 7: THE LAW-GIVING GOD

- 12 Big Q & A 7 Song
- 13 Big Question 7 Song: What Are God's Laws Like?
- 14 Big Question 7 Bible Verse Song: The Law of the Lord Is Perfect Psalm 19:7, NIV 1984
- 15 Big Question 7 Hymn: Holy Bible, Book Divine
- 16 Big Question 7 Praise Song: The Best Book to Read Is the Bible

What Are God's Laws Like?

God's Laws Are Perfect...

Bible Truth 1: They Are Written in the Bible, God's Word

- 17 Bible Verse: Hear, O Israel Deuteronomy 5:1,7-21 , NIV 1984 (full version)
- 18 Bible Verse: Hear, O Israel Deuteronomy 5:1,7-21 , NIV 1984 (short version)

Bible Truth 2: They Show Us that We Need God to Save Us

- 19 Bible Verse: Observing the Law Romans 3:20-23, NIV 1984
- 20 *Extra Bible Verse: For Christ Died for Sins 1 Peter 3:18, NIV 1984*
- 21 *Extra Bible Verse: The Lord Looks Down Psalm 14:2-3, NIV 1984*
- 22 *Extra Bible Verse: Seek the Lord Isaiah 55:6-7, NIV 1984*

Bible Truth 3: They Tell Us How to Love God and Others

- 23 Bible Verse: Love the Lord Matthew 22:37-40, NIV 1984

listen to or download songs for free at <https://praisefactory.org>: Deep Down Detectives Music page

Big Question 7, Bible Truth 3 Overview: Key Concepts

P.1

Unit 7: God, the Just and Merciful

Unit Big Question (and Answer): What Are God's Laws Like? God's Laws Are Perfect!

Unit Bible Verse: "The law of the LORD is perfect." Psalm 19:7

Bible Truth 3 Concept: God's Laws Are Perfect... They Tell Us How to Love God and Others!

The LORD is the one, true God. He deserves our love. He made us to love Him more than anything else. Loving God is the most delightful thing we can do. God gave us His laws so we can know how to love Him. When we obey His laws, we are living out our love for Him.

God made us not just to love Him, but also to love each other. He gave His laws so we can know how to love each other. He tells us to treat others in the same loving way we want others to treat us. When we obey God's laws, we are living out God's love for others. And, we are showing them a little bit of what God is like, that they might seek to know and love Him, too.

Obeying God's laws is not just the right way to live. It is also the happiest way to live with God and with other people. God can help us obey His laws and live in love when we turn away from our sins and trust in Jesus as our Savior. He gives us a new heart filled with His Holy Spirit and helps us to live in love as He wants us to.

Bible Truth 3 Bible Verse: Matthew 22:37-40

"Love the Lord your God with all your heart and with all your soul and with all your mind.' This is the first and greatest commandment. And the second is like it: 'Love your neighbor as yourself.' All the Law and the Prophets hang on these two commandments."

Learn a Little: "Love the Lord your God with all your heart, soul and mind... Love your neighbor as yourself."

Meaning

God has given us many laws in the Bible. It's good to know them all. But Jesus tells us in these verses that the purpose behind all of God's laws is to love God most of all, and to love others as we love ourselves. When we live out all His good laws, we are loving God and love others as He wants us to.

Bible Truth 3 ACTS Prayer

- A** We praise You, God, for being the Giver of Your perfectly good laws that tell us how to love You and others.
- C** God, many times, we do not obey Your good laws. Many times, we do not love You or others as Your laws tell us to. We need a Savior!
- T** Thank You, God, for giving us Your good laws that show us how to love You and others. Thank You for sending Your Holy Spirit to live in our hearts when we trust in Jesus as our Savior. He helps us to obey Your good and loving laws.
- S** God, work in our hearts. Help us to turn away from our sins and trust in Jesus as our Savior. Send Your Holy Spirit to live inside our hearts and help us to love You and others as You want us to. In Jesus' name we pray, Amen.

Bible Truth 3 Story

The Case of the Do's and Don'ts

Matthew 5,6,22

Songs Used in Bible Truth 3

Big Q & A 7 Song

Big Question 7 Song: What Are God's Laws Like?

Big Question 7 Bible Verse Song: The Law of the Lord Is Perfect Psalm 19:7

Big Question 7 Hymn: Holy Bible, Book Divine

Big Question 7 Praise Song: The Best Book to Read Is the Bible

Bible Truth 3 Bible Verse Song: Love the Lord Matthew 22:37-40, NIV 1984

listen to or download songs for free at <https://praisefactory.org>: Deep Down Detectives Music page

1. GETTING STARTED



= follow the stars for a short & simple lesson plan

<p>Intake Activity Ideas</p>	<p>Choose one of these open-ended activities to include children as they join the class:</p>
<p>Free Play Time <i>suggestions in Appendix D</i></p>	<p>★ Offer your own or some of the easy-to-make, free play activities suggested in Appendix D.</p>
<p>OR Sing-along Music Time <i>lyrics and sheet music, Appendix A</i></p>	<p>Music from Deep Down Detectives (DDD) NIV Songs 7: Big Q & A 7 Song <i>DDD NIV Songs 7, track 12</i> Big Question 7 Song <i>DDD NIV Songs 7, track 13</i> Big Question 7 (Unit) Bible Verse Song: The Law of the Lord Is Perfect Psalm 19:7 <i>DDD NIV Songs 7, track 14</i> Big Question 7 Hymn: Holy Bible, Book Divine <i>DDD NIV Songs 7, track 15</i> Big Question 7 Praise Song: The Best Book to Read Is the Bible <i>DDD NIV Songs 7, track 16</i> Bible Truth 3 Bible Verse Song: Love the Lord Matthew 22:37-40 <i>DDD NIV Songs 7, track 23</i></p> <p><i>Add more fun to Sing-along Music Time by adding a Music, Movement & Memory Activity. These activities are listed on p.10 of this lesson plan with the Response Activities. Instructions found in Appendix B.</i></p>
<p>OR Bible Verse Memory Game <i>instructions found in Appendix B</i></p>	<p>Lesson 1 Game: Slap, Clap and Stack Lesson 2 Game: Simon Says How Lesson 3 Game: Roll 'n' Toss</p> <p><i>These activities are also included on p.10 of this lesson plan with the Response Activities.</i></p>

2. OPENING CIRCLE TIME (*introduce the Bible Truth and tell the related Bible story*)

<p>Gathering the Children <i>lyrics and sheet music, Appendix A</i></p>	<p><i>Sing verse 1 of The Classroom Song to gather the children for Circle Time.</i></p> <p>The Classroom Song, verse 1 <i>DDD NIV Songs 7, track 1</i> Let's gather together to worship God, Let's gather together to worship God, Let's gather together to worship God, Come gather here with me!</p>
<p>Welcome to Deep Down Detectives</p>	<p>★ "Welcome to Deep Down Detectives. We're so glad you've joined us! Detectives are people who look for answers to questions. In Deep Down Detectives, we look for answers to big questions about God. We dig deep down in the truths of God's Word to find them."</p>

2. OPENING CIRCLE TIME, continued



= follow the stars for a short & simple lesson plan

<p>Deep Down Detectives Theme Song</p>	<p>"Let's sing our Deep Down Detectives Theme Song."</p>	<p>DDD NIV Songs 7, track 5</p>
<p><i>Lyrics and sheet music, Appendix A</i></p>	<p>★ Deep Down Detectives Theme Song We're Deep Down Detectives, diggin' deep in God's Word, For truths about God and His plans for this world, We're seeking to love Him, with all of our heart, We're Deep Down Detectives! Come on! Let's start!</p>	
<p>Classroom Rules Song</p>	<p>There are two very important things that Deep Down Detectives do together: we worship God and we love one another. Our Classroom Rules Song reminds us how we should act. Let's sing it."</p>	
<p><i>Lyrics and sheet music, Appendix A</i></p>	<p>Classroom Rules Song Shh, be quiet while someone is talking, Raise your hand, if you have something to say, Don't touch your friend, sitting beside you, Obey your teachers, Be kind as you play. These are our classroom rules, These are our classroom rules, They help us worship God and love one another, These are our classroom rules.</p>	<p>DDD NIV Songs 7, track 6</p>
<p>Opening Prayer Time</p>	<p>"Children, we need God's help to keep these rules. Let's ask Him to help us right now. Let's get ready and pray."</p>	
<p><i>Lyrics and sheet music, Appendix A</i></p>	<p>Let's Pray 1-2-3! Fold your hands, Bow your head, Close your eyes. Let's pray! (<i>repeat</i>)</p>	<p>DDD NIV Songs 7, track 7</p>
	<p>"Let's pray:"</p>	
	<p>★ Opening Prayer Dear Lord, We're so glad to get to gather together to worship You! Please help us keep the classroom rules. Please help us to love You and learn about You today. In Jesus' name we pray. Amen.</p>	

2. OPENING CIRCLE TIME, continued

★ = follow the stars for a short & simple lesson plan

Reveal the Big Question
Introduce the Big Question Box/Briefcase

lyrics and sheet music, Appendix A

“Detectives INVESTIGATE things. That means they ask questions and look for answers. Deep Down Detectives investigate big questions about God. The Big Question we are investigating today is right inside our Big Question Box/Briefcase.

The Big Question Box Song

DDD NIV Songs 7, track 8

We’ve got a big box,
All closed up and locked,
Filled with the truths of God’s Word.

We’ve got a brief case,
There’s no time to waste,
Come on, kids, let’s open it up!

The Big Question under Investigation

VISUAL AID



of BQB

Big Question & Answer Sign, front side

**found in the DDD Unit 7 Visual Aids, NIV Book*

Ok, who would like to open for me and pull out the Big Question?”

Choose a child to open the box/briefcase, take out the Big Question and hand it to you, then hold up the Big Question sign for all the children to see, and say:

★ The Big Question we are investigating today is Big Question Number 7:

What Are God’s Laws Like?

and the Answer is:

God’s Laws Are Perfect!

Big Question Meaning

★ A law is a big rule made by someone in charge. God is our Maker. He is in charge of everyone in the whole world. He has given us His laws to live by.

God is good and loving, wise and fair. He is perfect! God’s laws are just like Him. They are good and loving, wise and fair, too. They are perfect!

God’s laws show us the very best way to live. They show us how to love God and love others. They are exactly what we need.

Big Question Songs

“Let’s sing our Big Question Song:

Big Q & A 6 Song

★ **Big Q & A 7 Song**

DDD NIV Songs 7, track 12

lyrics and sheet music, Appendix A

(adapted version of “The Farmer in the Dell”)

What are God’s laws like?
What are God’s laws like?
What are God’s laws like?
God’s laws are perfect!

2. OPENING CIRCLE TIME, continued



= follow the stars for a short & simple lesson plan

Learning about the Big Question (use one or both)



Repeat the Big Question and Answer again:

“What Are God’s Laws Like? God’s Laws Are Perfect!”

Say: “Hmmm, I wonder what that means... Let’s do our action rhyme/sing our song that explains it.”

Then do the action rhyme or sing the song using any of the optional motions suggested, if desired.

Big Question Action Rhyme

Big Question 7 Action Rhyme

(POSSIBLE ACTIONS)

God’s laws are God’s big, big rules
for everyone to obey.
They tell me how to love God most,
In how I live each day.

Point out to everyone
Point up to God

They tell me how to love you, too,
In all the things I say and do.
God’s laws are always
good and fair and best.
Let’s keep God’s big, big rules!

Point out to others

Big Question (Action Rhyme) Song



lyrics and sheet music, Appendix A

Big Question 7 Action Rhyme/ Song

DDD NIV Songs 7, track 13

(POSSIBLE ACTIONS)

Refrain:

What are God’s laws like?
What are they like?
God’s laws are perfect!
God’s laws are perfect!
What are God’s laws like?
What are they like?
God’s laws are like Him,
They are good and just.

Make question gesture with your arms (arms bent and palms facing upward)

Point up to God
Make “Ok” sign with your fingers

Verse 1

God is our Creator,
He’s in charge of the whole world.
He gave us laws to live by,
They are written in His Word. *Refrain*

Make globe shape with arms

Write with index finger on flat palm of other hand.

Verse 2

God’s laws are the best way,
For us all to live,
God calls us to obey them,
To reflect His righteousness. *Refrain*

Point out to everyone

2. OPENING CIRCLE TIME, continued

★ = follow the stars for a short & simple lesson plan

Learning the Bible Truth

VISUAL take out

AID



of BQB

VISUAL AID

All the Bible Truths Sign

★ "God's laws are perfect is a good beginning, but there's so more to learn. So it's time for us to dig down even deeper for more answers to our Big Question about God. We're going to be learning **THREE** Bible truths that all tell us more about God's perfect laws.

Who would like to hand me the picture with our three Bible truths on it? It's in the Big Question Box/Briefcase." *Choose a child to get it and hand it to you, then hold it up and show them the pictures of the three truths they will be learning.*

After everyone has had a good look, say...

Bible Truth Clue

VISUAL take out

AID



of BQB

Bible Truth Clue Sign,

front side

VISUAL AID

"Ok, we've learned two truths about God's laws. They are: "They Were Written in the Bible, God's Word" and, "They Show Us that We Need God to Save Us" (point to pictures as you identify each Bible Truth). Now let's look at our Bible Truth Clue sign and see if we can figure out which of these three truths we will be learning about today. Who would like to get it out of the Big Question Briefcase for me?"

Choose a child to open the briefcase, take out the Bible Truth Clue sign and hand it to you. Hold up the front side for the children to see. Cover up the answer, written along the bottom, and say:

Hint

**"What Are God's Laws Like?
God's Laws Are Perfect!
They Tell Us How to ???? God and Others!"**

We're missing one word. Here's the hint to what the missing word is. It says: "How does God want us to feel and act towards Him and others? It starts with a "l" and it rhymes with "dove."

Can you guess? It's "love."

So the Bible Truth we are learning today is:
(uncover answer from bottom of sign, show it to them and say:)

★ **"What Are God's Laws Like?
God's Laws Are Perfect!
They Tell Us How to LOVE God and Others!"**

Bible Truth Meaning

★ And here is what this Bible Truth means:

(read the meaning off of the back of the sign, say:)

The LORD is the one, true God. He deserves our love. He made us to love Him more than anything else. Loving God is the most delightful thing we can do. God gave us His laws so we can know how to love Him. When we obey His laws, we are living out our love for Him.

God made us not just to love Him, but also to love each other. He gave His laws so we can know how to love each other. He tells us to treat others in the same loving way we want others to treat us. When we obey God's laws, we are living out God's love for others. And, we are showing them a little bit of what God is like, that they might seek to know and love Him, too.

Obeying God's laws is not just the right way to live. It is also the happiest way to live with God and with other people. God can help us obey His laws and live in love when we turn away from our sins and trust in Jesus as our Savior. He gives us a new heart filled with His Holy

2. OPENING CIRCLE TIME, continued



= follow the stars for a short & simple lesson plan

Learning the Bible Verse

"And how do I know this is true? God tells me so in His special book, the Bible."

The Bible Chant Song

Say or sing the Bible Chant Song.

lyrics and sheet music, Appendix A

The Bible Chant Song

DDD NIV Songs 7, track 9

The Bible, the Bible,
Let's get out the Bible.
Let's hear what God has to say.
The Bible, the Bible,
God's given us the Bible.
It's His Word for us to learn and obey! Yay!

Bible Verse

DDD 7.3 Bible Verse-front side (in the DDD Bible folder)

VISUAL AID Place verse in take out



of BQB
DDD Bible Folder

*found in the DDD Unit 7 Visual Aids, NIV Book

"Who would like to get our Bible folder out of the Big Question Briefcase for me?"

Choose a child to open the briefcase, take out the "Bible" folder and hand it to you. Remove the Bible Verse Picture from the "Bible" folder and hold it up for all the children to see, then say:

Matthew 22:37-40 tells us:

Matthew 22:37-40

"Love the Lord your God with all your heart and with all your soul and with all your mind! This is the first and greatest commandment. And the second is like it: 'Love your neighbor as yourself.' All the Law and the Prophets hang on these two commandments."


Learn a Little: "Love the Lord your God with all your heart, soul and mind... Love your neighbor as yourself."

Bible Verse Meaning

What does that mean?

God has given us many laws in the Bible. It's good to know them all. But Jesus tells us in these verses that the purpose behind all of God's laws is to love God most of all, and to love others as we love ourselves. When we live out all His good laws, we are loving God and love others as He wants us to.

2. OPENING CIRCLE TIME, continued

 = follow the stars for a short & simple lesson plan

**Bible Verse
Song**

*lyrics and sheet music,
Appendix A*

We've said our Bible verse, now let's sing it!

Love the Lord: Matthew 22:37-40

DDD NIV Songs 7, track 23

Love the Lord your God with all your heart,
Love the Lord your God with all your soul,
Love the Lord your God with all your mind,
This is the first and greatest command.

And the second is like it...

Love your neighbor as yourself,
Love your neighbor as yourself,
Love your neighbor as yourself,
All the law and prophets,
Hang on these two commandments.
Matthew Twenty-two, thirty-seven through forty.

2. OPENING CIRCLE TIME, continued

★ = follow the stars for a short & simple lesson plan

<p>Getting into the Case</p>	<p>"Now it's time to do a bit more deep down investigating. Let's see what Detective Dan wants us to help him figure out. Would someone like to get it out for me?"</p>
<p>Listening Assignments</p> <p>Place in  take out  of BQB</p>	<p>NOTE: Listening assignments are most suitable for ages 3+. Skip straight to the Bible story (see bottom of this page), if working with 2 year olds.</p> <p>"Let's open up our listening assignment and see what we are supposed to figure out today.</p> <p>Choose a child to take out the Listening Assignment (from the DDD Bible Folder) and hand it to you. Read Detective Dan's letter to the children that includes the listening assignment. The listening assignments are summarized below:</p>
<p>VISUAL AID</p> <p></p> <p>DDD Unit 7 Visual Aids, NIV</p>	<p>Detective Dan's Lesson #1 Listening Assignment:</p> <p>I need to know:</p> <ol style="list-style-type: none"> 1. Who made up extra, little rules of do's and don'ts? 2. What did Jesus think of those extra do's and don'ts? What did Jesus say God's real laws help people to do?
<p>VISUAL AID</p> <p></p> <p>DDD Unit 7 Visual Aids, NIV</p>	<p>Detective Dan's Lesson #2 Listening Assignment:</p> <p>Our Bible Verse is Matthew 22:37-40:</p> <p>"Love the Lord your God with all your heart and with all your soul and with all your mind. This is the first and greatest commandment. And the second is like it: 'Love your neighbor as yourself. All the Law and the Prophets hang on these two commandments."</p> <p>I need to know:</p> <ol style="list-style-type: none"> 1. Which laws did Jesus tell people to obey? 2. Who is the only person to obey God's laws perfectly? How did He share His perfect life with us?
<p>VISUAL AID</p> <p></p> <p>*Listening Assignment #3 includes the Assignment Sheet, plus 6 clue pictures*</p> <p>DDD Unit 7 Visual Aids, NIV</p>	<p>Detective Dan's Lesson #3 Listening Assignment:</p> <p>I found six clues, but two of them are NOT in the story. They are: a pillow, a cup, two fish, a painter, a heart, and God's Ten, Big Laws. Hold each of them up for the children to see as you identify them.</p> <p>I need to know:</p> <ol style="list-style-type: none"> 1. Which four belong in the story and which two don't? 2. Who can help us keep God's laws and love others?
<p>Tell the Bible Story ★</p> <p>Place story & pics in  take out  of BQB</p> <p>DDD Unit 7 Visual Aids, NIV</p> <p>Story text included in this book right after this lesson plan and in Visual Aids book</p>	<p>★ Then say, "Ok, Deep Down Detectives! Put on your best listening ears and see if you can hear the answers to Detective Dan's questions. When I finish telling the story, we will see if we can answer all the questions."</p> <p>★ Bible Story: The Case of the Do's and Don'ts <i>Matthew 5,6,22</i></p> <p>Read the Bible Truth story, putting up the storyboard pictures/story scenes as you tell it. Then, have the children answer the listening assignment. Present the gospel and lead in prayer.</p> <p>*Answers to questions; the gospel; and, ACTS prayer are included with the story text.*</p>

Lesson Plan: Big Question 7, Bible Truth 3

use with all THREE lessons

2. OPENING CIRCLE TIME, continued



= follow the stars for a short & simple lesson plan

<p>Story Response Song(s)</p> <p>Hymn</p> <p><i>lyrics and sheet music, Appendix A</i></p>	<p><i>As attention span and time allow, you might want to end with one of the following songs which also tie in with the unit. If desired, use the Music and Movement activity ideas while singing, listed with the Response Activities.</i></p> <p>Holy Bible, Book Divine <i>DDD NIV Songs 7, track 15</i></p> <p>Verse 1 Holy Bible, book divine, Precious treasure, you are mine, You're the only Book divine, Precious treasure, you are mine.</p> <p>Verse 2 Mine, to learn God's holy ways, How He'd have us live each day; Mine, to learn of Jesus Christ, Who died to give eternal life.</p> <p>Tie-in: "What are God's laws like? God's laws are perfect! God's laws are found in the Bible. Only the Bible is God's Word. It is a holy and divine book. That means that it is completely good and true and comes to us perfectly from God. A precious treasure is something that is worth a lot. The Bible is the most precious treasure there is! It is so valuable because it tells us about God and about how we can be saved through Jesus. It tells us how to live to love God and others. God uses it to work powerfully our hearts, to help us know Him, obey Him, and love Him and others."</p>
--	---

<p>Praise Song</p> <p><i>lyrics and sheet music, Appendix A</i></p>	<p>Praise Song: The Best Book to Read Is the Bible <i>DDD NIV Songs 7, track 16</i></p> <p>Verse 1 The best book to read is the Bible, The best book to read is the Bible, It alone is God's true Word, With the best news ever heard! Yes! The best book to read is the Bible.</p> <p>Verse 2 The best book to read is the Bible, The best book to read is the Bible, If you read it ev'ry day, God will teach you His ways. Yes! The best book to read is the Bible.</p> <p>Tie-in: "Children, God's big rules are written down in the Bible for us to learn and obey. It's the only book that has God's words in it. That makes the Bible the very best book to read! Let's sing about it!"</p>
--	---

3. TAKING ACTION: Response Activities *(choose from among these activities)*






<p>Transition to Activities</p>	<p>★ Well, Deep Down Detectives, you've done a great job diggin' deep down for answers in the truths of God's Word. Now it's time to enjoy some activities."</p> <p><i>Tell children what activity/s you are providing for them: eTher free play or some of the response activities listed below. When you are ready to dismiss them, use this song to help the children transition in an orderly fashion to their next activity.</i></p> <p>"Children, let's sing our Time to Play Song. When we are finished you may get up and walk over to our next activity."</p>
--	--

<p>Classroom Song, verse 2</p> <p><i>lyrics and sheet music, Appendix A</i></p>	<p>Classroom Song, verse 2 <i>DDD NIV Songs 7, track 2</i></p> <p>We've gathered together to worship God, We've gathered together to worship God, And now it's time to play.</p> <p><i>Dismiss the children to whatever activities you have prepared for them to do.</i></p>
--	--

Lesson Plan: Big Question 7, Bible Truth 3

use with all THREE lessons

3. TAKING ACTION: Response Activities (choose from among these activities) ★ = short & simple lesson plan

<p>Response Activities</p>	<p>Choose one or more activities appropriate for your children, based on classroom time and developmental needs. Add the Discussion Sheet to any activity for deeper learning. ★</p>
<p>Bible Verse Memory Game</p> <p><i>game directions, Appendix B</i></p>	<p>Though listed with the opening activities, you may choose to use this Bible verse game here instead (or as a repeat).</p> <ul style="list-style-type: none"> • Lesson 1 Game: Slap, Clap and Stack • Lesson 2 Game: Simon Says How • Lesson 3 Game: Roll 'n' Toss <p>Use the Discussion Sheet with this activity for even deeper learning ★</p>  <p>Discussion Questions</p>
<p>Music, Movement & Memory Activity</p> <p><i>game directions, Appendix B</i></p>	<p>A music activity that uses the songs from the Bible Truth and Big Question unit.</p> <ul style="list-style-type: none"> • DDD Songs for this Bible Truth, plus: • Lesson 1 Activity: Thumping Drums • Lesson 2 Activity: Say, Spring Up and Shout • Lesson 3 Activity: Freeze Frame <p>Use the Discussion Sheet with this activity for even deeper learning ★</p>  <p>Discussion Questions</p>
<p>Bible Story Review Game</p> <p><i>game directions, Appendix B</i></p>	<p>A game that uses the storyboard pictures from the story to review the story.</p> <ul style="list-style-type: none"> • Lesson 1 Game: Take Me through the Tunnel • Lesson 2 Game: Missing in Action • Lesson 3 Game: Treasure Hunt <p>Use the Discussion Sheet with this activity for even deeper learning ★</p>  <p>Discussion Questions</p>
<p>Coloring Pages/ Take Home Sheets</p> <p><i>in Appendix C</i></p> <p>★</p>	<p>A coloring page related to the lesson assignment question is provided for each lesson. On the back of each are the key concepts, a few questions and a song for parents to use with their children.</p> <p>NOTE: Upgrade your coloring sheet to a more interesting craft by offering simple embellishments, such as jiggly eyes, craft sand, glitter, glitter glue, colored paper dots (made with a hole punch), fabric scraps, etc. Make cut-to-size glued-on clothes, hair, etc for characters by using a copy of the coloring sheet, cutting out the selected portions and making them the patterns for whatever you want to cut out of fabric, paper, foil, etc.</p> <ul style="list-style-type: none"> • Lesson 1 Coloring Sheet Emphasis: Bible Truth • Lesson 2 Coloring Sheet Emphasis: Bible Verse • Lesson 3 Coloring Sheet Emphasis: ACTS Prayer <p>Use the Discussion Sheet with this activity for even deeper learning ★</p>  <p>Discussion Questions</p>
<p>Extra Crafts: Big Question Craft</p> <p><i>in Appendix C</i></p> <p>Bible Verse Craft</p> <p><i>in Appendix C</i></p> <p>Bible Story Puzzle</p> <p><i>in Appendix C</i></p>	<p>These crafts are slightly more complex than the coloring/take home sheets:</p> <p>The Bible Concept Go-and-Tell Craft is a craft that summarizes the Bible concept and includes the Bible verse is included for those desiring more than a coloring sheet. This more complex craft will involve gluing, sticking, etc. Can be used at any time.</p> <p>The Bible Story Coloring Sheet provides a tie in between the Bible story and the Bible truth they are learning.</p> <p>The Storyboard Picture Placement Page has been made into a puzzle that can be cut out and re-assembled by the children. This provides a nice summary of the story.</p> <p>Use the Discussion Sheet with these activities for even deeper learning ★</p>  <p>Discussion Questions</p>
<p>Free Play Activities</p> <p><i>ideas in Appendix D</i></p>	<p>Offer your own or some of the easy-to-make, free play activities suggested in Appendix D.</p>

4. CLOSING CIRCLE TIME *(End-of-session activities for the last 5-10 minutes of class time)*

 = short & simple lesson plan

<p>Transition to Closing Circle</p> <p>Classroom Song, verse 3</p> <p><i>lyrics and sheet music, Appendix A</i></p>	<p><i>Use this song to help the children transition in an orderly fashion. Start singing this song and ask the children to gather with you for Closing Circle Time.</i></p> <p>Classroom Song, verse 3 <i>DDD NIV Songs 7, track 3</i></p> <p>It's time to get ready to go and tell, It's time to get ready to go and tell, Come gather here with me.</p>
<p>Closing Circle Time</p> <p>Classroom Song, verse 4</p> <p><i>lyrics and sheet music, Appendix A</i></p>	<p><i>When children are settled in the circle, say:</i></p> <p>"It's almost time for your parents to come pick you up. And do you know what that means? It means.... (draw this out to build anticipation and excitement)...that it's almost time to go home and...it's almost time to...Go and Tell! We have learned some big news about God today. God wants us to take and tell it to the whole world!"</p> <p>Classroom Song, verse 4 <i>DDD NIV Songs 7, track 4</i></p> <p>So what's our big news to go and tell, So what's our big news to go and tell, Can you tell me now?</p>
<p>Big News to Tell</p> <p>Big Question 7</p> <p><i>VISUAL AID</i></p> <div style="border: 1px solid black; background-color: #90EE90; padding: 2px; display: inline-block; margin: 5px;">#1</div> <p><i>*found in the DDD Unit 7 Visual Aids, NIV Book</i></p> <p><i>lyrics and sheet music, Appendix A</i></p> <p>Big Question 7, Bible Truth 3</p> <p><i>VISUAL AID</i></p> <div style="border: 1px solid black; background-color: #90EE90; padding: 2px; display: inline-block; margin: 5px;">#3</div>	<p>"Let's see....there's so much big news to tell! There's so much we've learned!</p> <p>First of all, can you tell me the answer to our Big Question: "What Are God's Laws Like?" Hold up the Bible Truth Clue Picture.</p> <p>Say the answer with me: "God's Laws Are Perfect!"</p> <p><i>(If desired, you can sing one/both of the Big Question songs.)</i> <i>DDD NIV Songs 7, tracks 12,13</i></p> <p>And what's one way He does this? What did we learn? <i>Point to the picture.</i></p> <p>They Tell Us How to Love God and Others!</p> <p>"And how do I know this is true? Can you tell me? Say it with me: "The Bible tells me so!" That's right!</p>
<p>Big Question 7 Bible Truth 3 Bible Verse</p> <p><i>VISUAL AID</i></p> <div style="border: 1px solid black; background-color: #90EE90; padding: 2px; display: inline-block; margin: 5px;">#4</div> <p><i>*found in the DDD Unit 7 Visual Aids, NIV Book</i></p> <p><i>lyrics and sheet music, Appendix A</i></p>	<p>We learned: Matthew 22:37-40</p> <p>"Love the Lord your God with all your heart and with all your soul and with all your mind. This is the first and greatest commandment. And the second is like it: 'Love your neighbor as yourself.' All the Law and the Prophets hang on these two commandments."</p> <p>Learn a Little: "Love the Lord your God with all your heart, soul and mind... Love your neighbor as yourself."</p> <p>What does that mean?</p> <p>God has given us many laws in the Bible. It's good to know them all. But Jesus tells us in these verses that the purpose behind all of God's laws is to love God most of all, and to love others as we love ourselves. When we live out all His good laws, we are loving God and love others as He wants us to.</p> <p><i>(If desired, you can sing the Bible verse song.)</i> <i>DDD NIV Songs 7, track 23</i></p>

4. CLOSING CIRCLE TIME, continued



= follow the stars for a short & simple lesson plan

<p>Closing ACTS Prayer Time</p> <p>ACTS Prayer Chant</p> <p><i>lyrics and sheet music, Appendix A</i></p>	<p><i>Let's ask God to help us to remember this and even tell others this good news. Let's get ready and pray our ACTS prayer.</i></p> <p><i>And what does ACTS mean? Let's sing/say our ACTS Prayer Chant!</i></p> <p>ACTS Prayer Chant Song <i>DDD NIV Songs 7, tracks 10,11</i></p> <p>A, Adoration, God, we praise You! C, Confession, Forgive us our sins. T, Thanksgiving, Thank You for Jesus, S, Supplication, Help us to live like Him.</p> <p style="text-align: right;">That's the ACTS prayer, my friend, Bow your head, Close your eyes, Shhh, Let's begin.</p>
<p>Closing ACTS Prayer</p>	<p>"Let's pray!"</p> <p><i>Lead the children in the ACTS prayer for this Bible Truth.</i></p> <p>A We praise You, God, for being the Giver of Your perfectly good laws that tell us how to love You and others.</p> <p>C God, many times, we do not obey Your good laws. Many times, we do not love You or others as Your laws tell us to. We need a Savior!</p> <p>T Thank You, God, for giving us Your good laws that show us how to love You and others. Thank You for sending Your Holy Spirit to live in our hearts when we trust in Jesus as our Savior. He helps us to obey Your good and loving laws.</p> <p>S God, work in our hearts. Help us to turn away from our sins and trust in Jesus as our Savior. Send Your Holy Spirit to live inside our hearts and help us to love You and others as You want us to.</p> <p>In Jesus' name we pray, Amen.</p>
<p>5. TAKING IT HOME <i>(Take Home Sheet)</i></p>	
<p>Clean up and Dismissal </p>	<p>"Now it's time to work together and clean up." <i>Have the children join you in cleaning up the room.</i></p>
<p>Coloring Pages/ Take Home Sheets </p> <p><i>in Appendix C</i></p>	<p><i>Give out the craft/take home sheet and any other papers from the session, as you dismiss children from class.</i></p> <p><i>(Reminder: The back side of the coloring page is the take home sheet for each lesson.)</i></p>
<p>Bible Story to Take-Home</p> <p><i>in Appendix C</i></p>	<p>You may also want to include a copy of the story along with the take home sheet. (However, each coloring sheet/take home sheet includes a note to parents telling where they can download the story from the Parent Resources section on the website.</p>

The Case of the Do's and Don'ts*Matthew 5,6 22***Story-telling Tips**

Ahead of time:

1. Read the Bible verses and story. Pray!
2. Choose story action cues and/or prepare storyboard figures, if using. (Included in Visual Aids book)
3. Practice telling story with the storyboard pictures, timing your presentation. Shorten, if necessary.

During your presentation:

1. Maintain as much eye contact as possible as you tell the story.
2. Put up storyboard figures/add story action cues as you tell the story. Allow the children to help you put them on the board, if desired.
3. Include the children in your story with a few questions about what they think will happen or words/concepts that might be new to them.
4. Watch the kids for signs that their attention span has been reached. Shorten, if necessary.

INTRODUCTION/ LISTENING ASSIGNMENTS

"Our story is called: The Case of the Do's and Don'ts. Here is your listening assignment." Read from Detective Dan's Listening Assignment signs, but questions are summarized below:

Detective Dan's Lesson #1 Listening Assignment:

I need to know:

1. **Who made up extra, little rules of do's and don'ts?**
2. **What did Jesus think of those extra do's and don'ts? What did Jesus say God's real laws help people do?**

Detective Dan's Lesson #2 Listening Assignment:**Our Bible Verse is Matthew 22:37-40:**

"Love the Lord your God with all your heart and with all your soul and with all your mind.' This is the first and greatest commandment. And the second is like it: 'Love your neighbor as yourself.' All the Law and the Prophets hang on these two commandments."

I need to know:

1. **Which laws did Jesus tell people to obey?**
2. **Who is the only person to obey God's laws perfectly? How did He share His perfect life with us?**

Detective Dan's Lesson #3 Listening Assignment:I found six clues, but two of them are **NOT** in the story.

They are: a pillow, a cup, two fish, a painter, a heart, and God's Ten, Big Laws.

*Hold each of them up for the children to see as you identify them.***Read the assignment questions, THEN SAY,**

"Ok, Deep Down Detectives! Put on your best listening ears and see if you can hear the answers to Detective Dan's questions. When I finish telling the story, we will see if we can answer all the questions."

Read the Bible Truth story, answer questions, present the gospel and lead in prayer.

Answers to questions; the gospel; and, ACTS prayer are included with the story text.

The Case of the Do's and Don'ts

*Matthew 5,6,22**Story with lines separating paragraphs (text in bold, optional interaction cues in italics)*

Rules! Rules! Rules! So many rules for God's people to keep! "Do this! Don't do that!" the teachers in Jesus' day (the Pharisees) taught the people. Of course, there were the Ten, Big Laws (the Ten Commandments) that God had given them through Moses. But there were so many more rules than that. Can you guess how many laws the Pharisees counted in God's Word for everyone to obey? Twenty? Fifty? Surely, not a hundred!

What do you think?

It was more than any of those guesses! It was 613! There were 248 DO laws and 365 DON'T laws.

But soon those 613 laws turned into even more, as the teachers made up extra ways they wanted God's people to live them out. They made up extra "DO's" like: "DO say a special prayer as you wash your hands when you wake up in the morning, or you won't please God." And extra DON'T's" like: "DON'T use the same spoon to stir milk and cook meat, or you won't please God." What a lot of rules! Oh, how they weighed down the people! Who could keep all these rules!

But then, Jesus came. He wasn't like any other teacher. He healed sick people without using any medicine! He brought dead people back to life again! He even forgave people's sins! Jesus simply spoke and God's power did these wonderful things through Him.

Jesus did other amazing things, too, like when He made the strong winds and the big waves of a huge storm at sea suddenly STOP and be calm at His command. And, when He fed a huge, hungry crowd of people with just two fish and five loaves of bread. Wow!

The news about Jesus spread quickly. Soon, many people were coming to Jesus. They came to have Him heal their sick family and friends. They came to see Him do amazing things. And, they came to hear what He had to say about God and His laws. Would Jesus be just like all the other teachers? Would He tell them to keep all those Do's and Don'ts? Would He give them lots of extra rules like the Pharisees did?

What do you think?

Soon, Jesus answered all of their questions.

One day, Jesus and a huge crowd of people climbed up, up, up a grassy mountain above the Sea of Galilee. When they reached the top, Jesus sat down and began to teach them about God's laws.

"God's laws are very important. They will last until the end of time. I have not come to get rid of even one of God's good laws," Jesus told the people. "Your teachers, the Pharisees, try to please God by adding lots of extra, little rules to God's good laws. They think all this rule-keeping will make them right with God, but it's not enough. You need something more than all their extra, little rules to please God. You will need a better righteousness than theirs, if you want to be God's people," Jesus told them.

Oh, no! This didn't sound good at all! The Pharisees worked so hard to keep all 613 laws in the Bible! And, they made up all those hundreds of extra, little rules, to try to please God, too. How could ANYONE be better than the Pharisees? Was Jesus going to give them even MORE rules to live by? It sure sounded that way.

What do you think?

Story with lines separating paragraphs (text in bold, optional interaction cues in italics)

No, Jesus was not. "Your teachers are wrong about their extra, little rules. They just weigh down people. They don't help anyone live as God wants them to live," Jesus said. "I have come to fulfill God's law. I will teach you how to really live out God's laws to please Him," He told the crowds.

"The Do's and Don'ts in God's Word are about how we show love to God and others. These laws start in the heart with love, and they tell us how God wants us to live out that love with our whole lives," Jesus explained.

"Some people LOOK like they obey God's laws, but really, they are still breaking them," Jesus told the people. "They do the right thing on the outside, but in their hearts, they are angry or jealous or hateful. God doesn't just look on the outside. He sees inside every heart. He knows the sin that is hiding there. He knows when you are angry or jealous or hateful. What goes on inside your heart breaks God's laws, too," Jesus explained.

The people listened to Jesus and were amazed! Jesus wasn't at all like the other teachers they had heard before. He didn't just give them lots of extra, little rules. He helped them see that God's laws show them how to truly love God and others. As Jesus later said: "Love the LORD with all your heart, your mind, and your strength. Love others --even your enemies-- as much as you love yourself. Do to them only what you want them to do to you. If you do love the LORD and love others like this, you will be obeying all of God's laws, because that's what God's laws are really all about."

How about that! All of those 10 Commandments, and even all of those 613 laws, really added up to only two: love the LORD and love others. Amazing!

I wonder what people were thinking as they climbed down the mountain at the end of the day. Jesus had given them less rules to follow, but they were much harder than all those 613 Do's and Don'ts in God's Word, and all those extra, little rules of the Pharisees. Anyone could remember to wash their hands when they woke up in the morning or to use a different spoon when they stirred the milk and cooked the meat. But loving God and others from the heart... that was so hard! How could they ever keep their hearts from being angry or jealous or hateful towards others? How could they really love God most of all? Could they ever really keep God's laws? Could they ever please God and really love God's people, if this was how they must live? There seemed to be no hope.

What do you think?

Well, there WAS no hope, if they had to obey God's good laws of love on their own. But praise God, they did NOT! That's why God sent Jesus! Not just to TELL the people what it really means to live out God's laws. But to DO it, HIMSELF! Yes, Jesus lived out God's laws perfectly every day He lived here on earth. He always loved God most of all. He always loved people. In everything He thought, and said, and did, Jesus fulfilled God's law completely. He pleased God with His whole life. Jesus could do this because He was the perfect Son of God. He truly loved God, His Father, and He had come to be our Savior.

And what did the Pharisees think about what Jesus taught? They did NOT like it!

They did not like that Jesus said He was God's Son. They did not like what Jesus said about them and all of their extra, little rules. And so, the Pharisees and other enemies worked together to get rid of Jesus. They nailed Him to a cross to suffer and die, and to get rid of Him, once and for all.

But God was up to good, even in the bad plans of Jesus' enemies. For on that cross, Jesus offered up His perfect life as the full payment for the sins of all who would ever turn away from their sins and trust in Him as their Savior. He took their punishment and gave them His perfect life. Now, they could please God. Not with their own lives, but with His!

Story with lines separating paragraphs (text in bold, optional interaction cues in italics)

Jesus died and was buried in a cave-grave that sad day, but did He stay there?

What do you think?

No, He did not! On the third day, He rose from the dead. Jesus had really beaten sin and death for God's people!

After Jesus rose from the dead, He appeared to His followers and taught them more about God's good plans. Best of all, He told them about God's special gift to help them live out God's law from their hearts. Do you know what that special gift was?

Can you guess?

It was the Holy Spirit!

"I am going back home to heaven, but I will send you the Holy Spirit to live in your hearts," Jesus told His followers. "He will fill your hearts with love. He will help you love God most of all. He will help you love others, too. And He will stay with you your whole lives until the day you come home to live with Me forever," Jesus promised them.

And sure enough, not long after Jesus went up to heaven, He did send the Holy Spirit to live in the hearts of God's people! How they praised God! How happy they were!

God had been so good to them through Jesus! Jesus had lived a perfect life of love and given it to them, so they could be God's people. He had sent the Holy Spirit to live inside their hearts for the rest of their lives. He would change their hearts and help them to obey God's laws and love God and others.

And, how they looked forward to the day when they would go to live with Him forever! Then, God would make all things new, even their hearts. Then, they would love God and each other perfectly. And at last, God's laws would be perfectly fulfilled, even in them! We can become God's people, too, when we turn away from our sins and trust in Jesus as our Savior. Ask Him to help you!

Cracking the Case: (story wrap-up for Listening Assignments)

It's time to see how we did with our Listening Assignment.

Detective Dan's Lesson 1 Listening Assignment:**1. Who made up extra, little rules of do's and don'ts?**

The Pharisees.

2. What did Jesus think of those extra do's and don'ts? What did Jesus say God's real laws help people to do? Jesus knew those do's and don'ts weren't what pleased God. Jesus said God's real laws help people love God most of all and love others.

For You and Me:

None of us can ever obey God's laws well enough to please God. Only keeping God's laws perfectly can do that, and we are all law-breakers! Our only hope is by turning away from our sins and trusting in Jesus as our Savior. He is the only way we can please God. Ask Him to help you. He loves to answer this prayer!

Detective Dan's Lesson 2 Listening Assignment:**Our Bible Verse is Matthew 22:37-40:**

"Love the Lord your God with all your heart and with all your soul and with all your mind.' This is the first and greatest commandment. And the second is like it: 'Love your neighbor as yourself.' All the Law and the Prophets hang on these two commandments."

I need to find out:

1. Which laws did Jesus tell people to obey? God's laws.

2. Who is the only person to obey God's laws perfectly? How did He share His perfect life with us?

Jesus. He gave it up on the cross as the full payment for the sins of God's people when He suffered and died on the cross.

For You and Me

How amazing that Jesus kept God's laws perfectly! It's even more amazing that He offers to share His perfect life with us, that we might be saved! This is His promise to all who turn away from their sins and trust in Him as their Savior. Ask Him to help you do this! He loves to answer this prayer!

Detective Dan's Lesson 3 Listening Assignment:

Our six clues were: a pillow, a cup, two fish, a painter, a heart, and God's Ten, Big Laws.

1. Which four belong in our story?

The cup, the fish, the heart and God's Ten, Big Laws.

2. Who can help us keep God's laws and love others?

God's Holy Spirit, living in our hearts.

For You and Me:

Can God help us keep His laws and love others, too? Yes, He can! He will send His Holy Spirit to live inside all who turn away from their sins and trust in Jesus as their Savior. What a wonderful helper He is to have! He can come to live inside you and help you, too!

The Gospel (story wrap-up if NOT using Listening Assignments)**Our Bible Truth is:****What Are God's Laws Like?****God's Laws Are Perfect...****They Tell Us How to Love God and Others!**

God's laws tell us how to love God and others. But the sad news is that we all choose to not love God and others. We choose to disobey God and not love Him or others. We all deserve His punishment for our sins! God would have been perfectly fair to give us all the punishment we deserve for breaking His laws. He is holy and good. But God is so rich in mercy. He chose to give us something better than we deserve. He sent His Son Jesus to live a perfect life. Yes! Jesus kept every, single one of God's laws! And on the cross, He suffered and died, giving His perfect life as the full payment for the sins of all who turn away from their sins and trust in Him as their Savior. On the third day, Jesus rose from the dead. He had really beaten sin and death! Because of Jesus, all who trust in Him as their Savior get to enjoy wonderful, special closeness with God as His special people, even now. And one day, they will go to live with Him forever. We can be God's people when we turn from our sins and trust in Jesus. Ask Him to help you! He loves to do this!

Close in prayer.

Closing ACTS Prayer

- A** We praise You, God, for being the Giver of Your perfectly good laws that tell us how to love You and others.
- C** God, many times, we do not obey Your good laws. Many times, we do not love You or others as Your laws tell us to. We need a Savior!
- T** Thank You, God, for giving us Your good laws that show us how to love You and others. Thank You for sending Your Holy Spirit to live in our hearts when we trust in Jesus as our Savior. He helps us to obey Your good and loving laws.
- S** God, work in our hearts. Help us to turn away from our sins and trust in Jesus as our Savior. Send Your Holy Spirit to live inside our hearts and help us to love You and others as You want us to.

In Jesus' name we pray, Amen.

Go to Lesson Plan, p.9 for the script to the rest of the lesson.

Deep Down Discussion Sheet

use with all THREE lessons

Use with all response activities for deeper learning



P.1

Questions to aid discussion of the key concepts and for use in games

Be familiar with these questions and answers. Look for opportunities to ask questions and discuss their answers, such as while the children work on their coloring pages, as part of their response games, or during play time. Remember: your goal isn't to ask all these questions or only talk to the children about these things. It is to be deliberate in having good conversations with them, however much or little you have.

<p>BIG QUESTION</p> <p>Meaning</p> <p>Discussion Questions</p>	<p>What Are God's Laws Like? God's Laws Are Perfect!</p> <p>A law is a big rule made by someone in charge. God is our Maker. He is in charge of everyone in the whole world. He has given us His laws to live by. God is good and loving, wise and fair. He is perfect! God's laws are just like Him. They are good and loving, wise and fair, too. They are perfect! God's laws show us the very best way to live. They show us how to love God and love others. They are exactly what we need.</p> <p><i>choose a few</i></p> <ol style="list-style-type: none"> 1. What are God's laws like? <i>God's laws are perfect!</i> 2. What is a law? <i>It's a big rule we are supposed to obey.</i> 3. Who makes laws? <i>Someone who is in charge.</i> 4. Who is our Maker? <i>God is.</i> 5. Who is God in charge of? <i>Everyone!</i> 6. Are God's laws like God? <i>Yes, they are good, loving, wise and fair, just like He is.</i> 7. What do God's laws show us? <i>How to please God. The best way to live.</i>
<p>BIBLE TRUTH</p> <p>Meaning</p> <p>Discussion Questions</p>	<p>God's Laws Are Perfect... They Tell Us How to Love God and Others!</p> <p>The LORD is the one, true God. He deserves our love. He made us to love Him more than anything else. Loving God is the most delightful thing we can do. God gave us His laws so we can know how to love Him. When we obey His laws, we are living out our love for Him.</p> <p>God made us not just to love Him, but also to love each other. He gave His laws so we can know how to love each other. He tells us to treat others in the same loving way we want others to treat us. When we obey God's laws, we are living out God's love for others. And, we are showing them a little bit of what God is like, that they might seek to know and love Him, too.</p> <p>Obeying God's laws is not just the right way to live. It is also the happiest way to live with God and with other people. God can help us obey His laws and live in love when we turn away from our sins and trust in Jesus as our Savior. He gives us a new heart filled with His Holy Spirit and helps us to live in love as He wants us to.</p> <p><i>choose a few</i></p> <ol style="list-style-type: none"> 1. Who is the only true God? <i>The LORD.</i> 2. Who did the LORD make us to love more than anything or anyone else? <i>Himself!</i> 3. What is the most delightful thing we can do? <i>Love God.</i> 4. Who does God's laws show us how to love? <i>How to love Him and how to love others.</i> 5. How should we treat others? <i>In the same loving way we want others to treat us.</i> 6. What is the right way to live? <i>Obeying God's laws as He tells us to.</i> 7. What is the happiest way to live with God and other people? <i>Obeying God's laws.</i> 8. Who can help us to love God and others? <i>God can. He can help us turn away from our sins and trust in Jesus as our Savior. He can send the Holy Spirit to live in our hearts and help us to love Him and others as He wants us to.</i>

Deep Down Discussion Sheet

use with all THREE lessons

P.2

Questions to aid discussion of the key concepts and for use in games

THE GOSPEL

What is God's good news for you and me? *The gospel!* What are God's Laws Like? *God's laws are perfect... they tell us how to love God and others. But the sad news is that we all choose to not love God and others. We choose to disobey God and not love Him or others. We all deserve His punishment for our sins! God would have been perfectly fair to give us all the punishment we deserve for breaking His laws. He is holy and good. But God is so rich in mercy. He chose to give us something better than we deserve. He sent His Son Jesus to live a perfect life. Yes! Jesus kept every, single one of God's laws! And on the cross, He suffered and died, giving His perfect life as the full payment for the sins of all who turn away from their sins and trust in Him as their Savior. On the third day, Jesus rose from the dead. He had really beaten sin and death! Because of Jesus, all who trust in Him as their Savior get to enjoy wonderful, special closeness with God as His special people, even now. And one day, they will go to live with Him forever. We can be God's people when we turn from our sins and trust in Jesus. Ask Him to help you! He loves to do this!*

"Love the Lord your God with all your heart and with all your soul and with all your mind." This is the

BIBLE TRUTH BIBLE VERSE

first and greatest commandment. And the second is like it: 'Love your neighbor as yourself.' All the Law and the Prophets hang on these two commandments." --Matthew 22:37-40

Learn a Little: "Love the Lord your God with all your heart, soul and mind... Love your neighbor as yourself."

Meaning

God has given us many laws in the Bible. It's good to know them all. But Jesus tells us in these verses that the purpose behind all of God's laws is to love God most of all, and to love others as we love ourselves. When we live out all His good laws, we are loving God and love others as He wants us to.

Discussion Questions

1. What did Jesus say was the first and greatest law? *To love God most of all.*
2. What did Jesus say was the second most important law of God that we should all obey? *To love others in the same loving way as we want others to treat us.*
3. What two laws did Jesus say sum up all of the other laws that God has given us? *To love God most of all, and love others in the same loving way as we want others to treat us.*
4. Who can help us to love God and others? *God can. He can help us turn away from our sins and trust in Jesus as our Savior. He can send the Holy Spirit to live in our hearts and help us to love Him and others as He wants us to.*

choose a few

BIBLE STORY

The Case of the Do's and Don'ts

Discussion Questions

1. What is the name of the Ten, Big Laws that God gave to show us how to love God and others? *The Ten Commandments.*
2. Did the teachers in Jesus' day tell people to keep just the 10 Commandments and other laws that God gave them in His Word, the Bible? *No. They told people to keep a lot of other rules, too.*
3. What did Jesus do that was different from the other teachers? *Why? He did amazing things, like heal sick people and calm stormy seas with just His words. Jesus do these because He is God.*
4. Did Jesus tell people to keep all those extra rules the other teachers gave to the people? *No, He did not. He taught them that those extra rules were not God's laws at all.*
5. How much did Jesus say we are to love God? *Most of all!*
6. How did Jesus tell us to love others? *In the same loving way as we want others to treat us.*
7. Jesus told people not just to love people with how they act. He wanted them to love them deep inside with what? *With their heart.*
8. What did Jesus say was the first and greatest law? *To love God most of all.*
9. What did Jesus say was the second most important law of God that we should all obey? *To love others in the same loving way as we want others to treat us.*
10. What two laws did Jesus say sum up all of the other laws that God has given us? *To love God most of all, and love others in the same loving way as we want others to treat us.*
11. Who can help us to love God and others? *God can. He can help us turn away from our sins and trust in Jesus as our Savior. He can send the Holy Spirit to live in our hearts and help us to love Him and others as He wants us to.*

choose a few