

DEEP DOWN DETECTIVES

**Curriculum Resources
for Unit 7, Bible Truth 2:**



What Are God's Laws Like?

God's Laws Are Perfect...

**They Show Us that
We Need God to Save Us!**

Session Prep (especially good for newbies!)

Pray!



Pray for the Holy Spirit to be at work in your and the children's hearts.

Review



If new to the curriculum, look at the **Getting Started with Deep Down Detectives section of the Core Curriculum book.** (p.5) It will be especially helpful to read through the Deep Down Detectives section of **The Praise Factory Tour: Extended Version Book.** This is a visual way to understand what goes on in the classroom. (A pdf of the book is found in the samples section on the website.)

Look through and Learn the Lesson



Read over **lesson plan.** Practice any **songs or action rhymes** you are using. Choose/make up motions to go with these. Choose less with younger children and more with older preschoolers. **Practice the lesson with the visual aids** and using the Big Question Box/Briefcase.

Read and Rehearse the Bible Story with Pictures



Read the Bible story from the Bible. Read the curriculum version. Practice telling it with the storyboard pictures. (If you have not previously laminated the story pictures, do that now.) Or, rehearse it from the Simple Story Scenes, if you are using those.

Let There Be Music



Download the music and listen to the songs. Choose which of the songs you will use with the children. If using live musicians, make sure they have the sheet music (Appendix A, Core Curriculum book).

Put the Props in Place



1. Prepare your Visual Aids. Put the Big Question, Unit Bible Truths, Bible Truth, Bible Verse, and Listening Assignment signs, as well as the Bible Story script in one side of the Bible folder.
2. Get out your storyboard. If using Simple Story Scenes, put these in your Bible Folder. Or, if using the individual storyboard figures, put all background pictures in place (they have a BG by the number). Put the rest of the storyboard pictures (these have a SB by the number) in order of use in the other side of the Bible folder.
3. Put the DDD Bible Folder as well as the Big Question sign in the Big Question Box/Briefcase and shut it. If your box/briefcase has locks and you want to use the unlocking the box as part of your session, lock it now....but make sure you have the key or know the code first.
4. Prepare the music CD or sheet music or mp3 device for use in your session.

Set Out Free Play Activities



Choose and set up free time activities you will use with the children. Choose a variety of different activities that will be enjoyed by different types of children. Rotate the activities you provide to keep them interesting and fresh to your children. (Suggestions in Appendix D, Core Curriculum books.)

Prepare Any Activities



Choose which (if any) of the Bible Truth games and crafts activities you want to use in the session. Bear in mind your time frame as well as the developmental abilities and attention span of your children as you decide which/how many to prepare. **Look over the Discussion Sheet** and choose a few questions you might use to spark discussion with the children as they do their activities (especially good for ages 3's+). Pray for God to give you opportunities to talk about these things with the children.

Let Them Take It with Them



Make copies of the craft/take home sheets, if you are not already using them as one of your activities. You may also want to make copies of the story (see take-home version of each story included in Appendix C with the other take home resources) to have for parents to use with their children at home. There's a link on each craft/take home sheet to the story, if you don't make hard copies.

Store It



After your session is over, collect the resources and store them for future use. This curriculum can be used over and over for years to come.

Unit 7: The Law-Giving God

UNIT OVERVIEW

A law is a big rule made by someone in charge. God is our Maker. He is in charge of everyone in the whole world. He has given us His laws to live by.

God is good and loving, wise and fair. He is perfect! God's laws are just like Him. They are good and loving, wise and fair, too. They are perfect!

God's laws show us the very best way to live. They show us how to love God and love others. They are exactly what we need.

In this unit we will learn three truths about the laws God has given us.

UNIT BIBLE VERSE: Psalm 19:7, ESV

"The law of the LORD is perfect."

BIG QUESTION UNDER INVESTIGATION: What Are God's Laws Like?

ANSWER: God's Laws Are Perfect!

OPTIONAL Big Question 7 INTRODUCTION LESSON (Use Hide 'n' Seek Kids Unit 7 Material)

Story: The Case of the Big Voice

Bible Verse: Exodus 19-20, 24

BIBLE TRUTH 1: They Are Written in the Bible, God's Word (3 Lessons Available)

Story: The Case of the Big Ten *Deuteronomy 5:1,7-21*

Bible Verse: Exodus 16,19,20

➔ BIBLE TRUTH 2: They Show Us that We Need God to Save Us (3 Lessons Available)

Story: The Case of the Rotten Innards *Luke 18:9-14*

Bible Verse: Luke 18:9-14

BIBLE TRUTH 3: They Tell Us How to Love God and Others (3 Lessons Available)

Story: The Case of the Do's and Don'ts *Matthew 5,6,22*

Bible Verse: Matthew 22:37-40

Deep Down Detectives ESV Songs 7 Track Numbers

This is a listing of all songs mentioned in the unit curriculum. You may or may not choose to use all of the songs. They are listed in easy-reference order--NOT in the order used in the curriculum.

You may choose to simply burn a CD/load them onto an mp3 device in this order. Or, you may want to do what we do: choose the songs we want to use and create a play list of them in that order. Then, we burn a CD/upload the play list onto an mp3 device. A teacher only has to click forward to the next song, instead of hunting for the right track. The track number have been included as part of the title of each song, teachers will still have a reference to the track number listed in the curriculum (same as those listed below), even if you change the order on your customized play list.

SONGS USED EVERY UNIT OF THE CURRICULUM

- 1 The Classroom Song v.1
- 2 The Classroom Song v.2
- 3 The Classroom Song v.3
- 4 The Classroom Song v.4
- 5 Deep Down Detectives Theme Song
- 6 The Classroom Rules Song
- 7 Let's Pray Song
- 8 The Big Question Box Song
- 9 The Bible Chant Song
- 10 ACTS Prayer Song (Short Version)
- 11 ACTS Prayer Song (Full Version)

Why the Extra Songs?

Deep Down Detectives is a curriculum used by a wide age-span of kids. Sometimes one of the other songs is a better fit for your kids. Or, you may simply want to teach them more songs on the same Bible Truth. Use as many or as few as you want.

UNIT 7: THE LAW-GIVING GOD

- 12 Big Q & A 7 Song
- 13 Big Question 7 Song: What Are God's Laws Like?
- 14 Big Question 7 Bible Verse Song: The Law of the Lord Psalm 19:7, ESV
- 15 *Extra Big Question 7 Bible Verse Song: The Law of the Lord Is Perfect Psalm 19:7, ESV (full version)*
- 16 *Extra Big Question 7 Bible Verse Song: The Law of the Lord Psalm 19:7, ESV (short version)*
- 17 Big Question 7 Hymn: Holy Bible, Book Divine
- 18 Big Question 7 Praise Song: The Best Book to Read Is the Bible

What Are God's Laws Like?

God's Laws Are Perfect...

Bible Truth 1: They Are Written in the Bible, God's Word

- 19 Bible Verse: Hear, O Israel Deuteronomy 5:1,7-21 , ESV (full version)
- 20 Bible Verse: Hear, O Israel Deuteronomy 5:1,7-21 , ESV (short version)

Bible Truth 2: They Show Us that We Need God to Save Us

- 21 Bible Verse: By Works of the Law Romans 3:20-23, HCSB
- 22 *Extra Bible Verse: Now We Know Romans 3:19-24, ESV*
- 23 *Extra Bible Verse: For Christ Suffered Once for Sins 1 Peter 3:18, ESV*
- 24 *Extra Bible Verse: The Lord Looks Down Psalm 14:2-3, HCSB*
- 25 *Extra Bible Verse: All We Like Sheep Isaiah 53:6, ESV*
- 26 *Extra Bible Verse: Seek the Lord Isaiah 55:6-7, ESV*

Bible Truth 3: They Tell Us How to Love God and Others

- 27 Bible Verse: Love the Lord Matthew 22:37-40, ESV

listen to or download songs for free at <https://praisefactory.org>: Deep Down Detectives Music page

Big Question 7, Bible Truth 2 Overview: Key Concepts

P.1

Unit 7: The Law-Giving God

Unit Big Question (and Answer): What Are God's Laws Like? God's Laws Are Perfect!

Unit Bible Verse: "The law of the LORD is perfect." Psalm 19:7

Bible Truth 2 Concept: God's Laws Are Perfect... They Show Us that We Need God to Save Us!

God made us and He is in charge of us. He expects us to obey His laws all the time. But sadly, we do not. We all are sinners with sinful, selfish hearts. We disobey God's laws. We deserve His punishment for our sins. How we have rebelled against Him and His good ways!

But God is so kind and merciful! He wants to treat us better than we deserve. He sent Jesus to take the punishment for the sins of all who trust in Him as their Savior. God forgives their sins and gives them special closeness with Him in their hearts. And when they die, they will go to live with Him forever in a perfect world where there will never again be any sin. Yes! They will never again sin against Him or break His good laws. They will always love Him and others as He wants them to. How wonderful that will be! Jesus can be our Savior, too, when we turn away from our sins and trust in Him as our Savior.

Bible Truth 2 Bible Verse: Romans 3:20,21,22,23, HCSB

For no one will be justified in [God's] sight by the works of the law...But now, apart from the law, God's righteousness has been revealed... God's righteousness through faith in Jesus Christ, to all who believe...For all have sinned and fall short of the glory of God.

Learn a Little: "Apart from the law, God's righteousness has been revealed... righteousness through faith in Jesus Christ, to all who believe."

Meaning

"Righteous" is a big word that means that you are right with God. The only way we can be right with God ON OUR OWN is by obeying God's laws perfectly. But, uh oh! This Bible verse tells us that we are all sinners who break God's laws. That means we can't EVER be right with God by obeying God's laws.

But God has made a way for us to be right with Him—through His Son, Jesus. Jesus came and lived a perfect life. He kept all of God's good laws perfectly. He was righteous! And this Bible verse tells us that for all who trust in Jesus as their Savior, Jesus takes away their sins and gives His righteousness to them. That means God treats them as if they had never broken God's laws or sinned—just like Jesus! Wow! Isn't that amazing! Isn't Jesus a wonderful Savior! He can be our wonderful Savior, too, when we turn away from our sins and trust in Him as our Savior.

Bible Truth 2 ACTS Prayer

- A** We praise You, God, for being the Giver of Your perfectly good laws.
- C** God, instead of obeying Your good laws, we have all chosen to break them. Sometimes, we don't obey our parents. Sometimes, we lie. Sometimes, we want things that belong to others. We do not always love you most of all. These are only some of the ways we break Your good laws. Oh, how we need a Savior!
- T** Thank You, God, for giving us Your good laws, so we know how to love and obey You. And thank You for sending Jesus to perfectly live out Your laws and to give His life as the perfect payment for the sins of Your people. Thank You that He can be our Savior when we turn away from our sins and trust in Him.
- S** God, work in our hearts. Help us to turn away from disobeying You and trust in Jesus as our own Savior. Help us to know You and love You with the spirit You put inside us. Help us to learn Your good laws and obey them. In Jesus' name we pray, Amen.

Bible Truth 2 Story

The Case of the Rotten Innards Luke 18:9-14

Songs Used in Bible Truth 2

Big Q & A 7 Song

Big Question 7 Song: What Are God's Laws Like?

Big Question 7 Bible Verse Song: The Law of the Lord Psalm 19:7, ESV

Extra Big Question 7 Bible Verse Song: The Law of the Lord Is Perfect Psalm 19:7, ESV

Big Question 7 Hymn: Holy Bible, Book Divine

Big Question 7 Praise Song: The Best Book to Read Is the Bible

Bible Truth 2 Bible Verse Song: By Works of the Law Romans 3:20-23, HCSB

Extra Bible Truth 2 Verse Song: Now We Know Romans 3:19-24, ESV

Extra Bible Truth 2 Bible Verse Song: For Christ Suffered Once for Sins 1 Peter 3:18, ESV


Extra Bible Truth 2 Bible Verse Song: The Lord Looks Down Psalm 14:2-3, HCSB


Extra Bible Truth 2 Bible Verse Song: All We Like Sheep Isaiah 53:6, ESV

Extra Bible Truth 2 Bible Verse Song: Seek the Lord Isaiah 55:6-7, ESV


listen to or download songs for free at <https://praisefactory.org>: Deep Down Detectives Music page

1. GETTING STARTED

 = follow the stars for a short & simple lesson plan

<p>Intake Activity Ideas</p>	<p>Choose one of these open-ended activities to include children as they join the class:</p>
<p>Free Play Time <i>suggestions in Appendix D</i></p>	<p> Offer your own or some of the easy-to-make, free play activities suggested in Appendix D.</p>
<p>OR Sing-along Music Time <i>lyrics and sheet music, Appendix A</i></p>	<p>Music from Deep Down Detectives (DDD) ESV Songs 7:</p> <ul style="list-style-type: none"> Big Q & A 7 Song <i>DDD ESV Songs 7, track 12</i> Big Question 7 Song <i>DDD ESV Songs 7, track 13</i> Big Question 7 (Unit) Bible Verse Song: <ul style="list-style-type: none"> The Law of the Lord Psalm 19:7, ESV <i>DDD ESV Songs 7, track 14</i> Extra Big Question 7 (Unit) Bible Verse Song: <ul style="list-style-type: none"> The Law of the Lord Is Perfect Psalm 19:7, ESV (full version) <i>DDD ESV Songs 7, track 15</i> Extra Big Question 7 (Unit) Bible Verse Song: <ul style="list-style-type: none"> The Law of the Lord Is Perfect Psalm 19:7, ESV (short version) <i>DDD ESV Songs 7, track 16</i> Big Question 7 Hymn: <ul style="list-style-type: none"> Holy Bible, Book Divine <i>DDD ESV Songs 7, track 17</i> Big Question 7 Praise Song: <ul style="list-style-type: none"> The Best Book to Read Is the Bible <i>DDD ESV Songs 7, track 18</i> Bible Truth 2 Bible Verse Song: <ul style="list-style-type: none"> By Works of the Law Romans 3:20-23, HCSB <i>DDD ESV Songs 7, track 21</i> Extra Bible Truth 2 Bible Verse Song: <ul style="list-style-type: none"> Now We Know Romans 3:19-24, ESV <i>DDD ESV Songs 7, track 22</i> Extra Bible Truth 2 Bible Verse Song: <ul style="list-style-type: none"> For Christ Suffered Once for Sins 1 Peter 3:18, ESV <i>DDD ESV Songs 7, track 23</i> Extra Bible Truth 2 Bible Verse Song: <ul style="list-style-type: none"> The Lord Looks Down Psalm 14:2-3, HCSB <i>DDD ESV Songs 7, track 24</i> Extra Bible Truth 2 Bible Verse Song: <ul style="list-style-type: none"> All We Like Sheep Isaiah 53:6, ESV <i>DDD ESV Songs 7, track 25</i> Extra Bible Truth 2 Bible Verse Song: <ul style="list-style-type: none"> Seek the Lord Isaiah 55:6-7, ESV <i>DDD ESV Songs 7, track 26</i> <p><i>Add more fun to Sing-along Music Time by adding a Music, Movement & Memory Activity. These activities are listed on p.10 of this lesson plan with the Response Activities. Instructions found in Appendix B.</i></p>
<p>OR Bible Verse Memory Game <i>instructions found in Appendix B</i></p>	<p>Lesson 1 Game: Freeze 'n' Say Lesson 2 Game: Detective Mission Madness Practice Lesson 3 Game: Duck, Duck, Goose</p>

2. OPENING CIRCLE TIME (introduce the Bible Truth and tell the related Bible story)

<p>Gathering the Children <i>lyrics and sheet music, Appendix A</i></p>	<p>Sing verse 1 of <i>The Classroom Song</i> to gather the children for Circle Time.</p> <p>The Classroom Song, verse 1 <i>DDD ESV Songs 7, track 1</i></p> <p>Let's gather together to worship God, Let's gather together to worship God, Let's gather together to worship God, Come gather here with me!</p>
<p>Welcome to Deep Down Detectives</p>	<p> "Welcome to Deep Down Detectives. We're so glad you've joined us! Detectives are people who look for answers to questions. In Deep Down Detectives, we look for answers to big questions about God. We dig deep down in the truths of God's Word to find them."</p>

2. OPENING CIRCLE TIME, continued



= follow the stars for a short & simple lesson plan

<p>Deep Down Detectives Theme Song</p> <p><i>lyrics and sheet music, Appendix A</i></p>	<p>"Let's sing our Deep Down Detectives Theme Song."</p> <p>Deep Down Detectives Theme Song Deep Down Detectives Theme Song DDD ESV Songs 7, track 5</p> <p>We're Deep Down Detectives, diggin' deep in God's Word, For truths about God and His plans for this world, We're seeking to love Him, with all of our heart, We're Deep Down Detectives! Come on! Let's start!</p>
<p>Classroom Rules Song</p> <p><i>lyrics and sheet music, Appendix A</i></p>	<p>There are two very important things that Deep Down Detectives do together: we worship God and we love one another. Our Classroom Rules Song reminds us how we should act. Let's sing it."</p> <p>Classroom Rules Song DDD ESV Songs 7, track 6</p> <p>Shh, be quiet while someone is talking, Raise your hand, if you have something to say, Don't touch your friend, sitting beside you, Obey your teachers, Be kind as you play. These are our classroom rules, These are our classroom rules, They help us worship God and love one another, These are our classroom rules.</p>
<p>Opening Prayer Time</p> <p><i>lyrics and sheet music, Appendix A</i></p>	<p>"Children, we need God's help to keep these rules. Let's ask Him to help us right now. Let's get ready and pray."</p> <p>Let's Pray DDD ESV Songs 7, track 7</p> <p>1-2-3! Fold your hands, Bow your head, Close your eyes. Let's pray! (<i>repeat</i>)</p> <p>"Let's pray:"</p> <p>Opening Prayer </p> <p>Dear Lord, We're so glad to get to gather together to worship You! Please help us keep the classroom rules. Please help us to love You and learn about You today. In Jesus' name we pray. Amen.</p>

2. OPENING CIRCLE TIME, continued

★ = follow the stars for a short & simple lesson plan

Reveal the Big Question
Introduce the Big Question Box/Briefcase

lyrics and sheet music, Appendix A

“Detectives INVESTIGATE things. That means they ask questions and look for answers. Deep Down Detectives investigate big questions about God. The Big Question we are investigating today is right inside our Big Question Box/Briefcase.

The Big Question Box Song

DDD ESV Songs 7, track 8

We’ve got a big box,
All closed up and locked,
Filled with the truths of God’s Word.

We’ve got a brief case,
There’s no time to waste,
Come on, kids, let’s open it up!

The Big Question under Investigation

VISUAL AID



of BQB

Big Question & Answer Sign, front side

**found in the DDD Unit 7 Visual Aids, ESV Book*

Ok, who would like to open for me and pull out the Big Question?”

Choose a child to open the box/briefcase, take out the Big Question and hand it to you, then hold up the Big Question sign for all the children to see, and say:

★ The Big Question we are investigating today is Big Question Number 7:

What Are God’s Laws Like?

and the Answer is:

God’s Laws Are Perfect!

Big Question Meaning

★ A law is a big rule made by someone in charge. God is our Maker. He is in charge of everyone in the whole world. He has given us His laws to live by.

God is good and loving, wise and fair. He is perfect! God’s laws are just like Him. They are good and loving, wise and fair, too. They are perfect!

God’s laws show us the very best way to live. They show us how to love God and love others. They are exactly what we need.

Big Question Songs

“Let’s sing our Big Question Song:

Big Q & A 7 Song

★ **Big Q & A 7 Song**

DDD ESV Songs 7, track 12

lyrics and sheet music, Appendix A

(adapted version of “The Farmer in the Dell”)

What are God’s laws like?
What are God’s laws like?
What are God’s laws like?
God’s laws are perfect!

2. OPENING CIRCLE TIME, continued



= follow the stars for a short & simple lesson plan

Learning about the Big Question (use one or both)



Repeat the Big Question and Answer again:

“What Are God’s Laws Like? God’s Laws Are Perfect!”

Say: “Hmmm, I wonder what that means... Let’s do our action rhyme/sing our song that explains it.”

Then do the action rhyme or sing the song using any of the optional motions suggested, if desired.

Big Question Action Rhyme

Big Question 7 Action Rhyme

(POSSIBLE ACTIONS)

God’s laws are God’s big, big rules
for everyone to obey.
They tell me how to love God most,
In how I live each day.

Point out to everyone
Point up to God

They tell me how to love you, too,
In all the things I say and do.
God’s laws are always
good and fair and best.
Let’s keep God’s big, big rules!

Point out to others

Big Question (Action Rhyme) Song



lyrics and sheet music, Appendix A

Big Question 7 Action Rhyme/ Song

DDD ESV Songs 7, track 13

(POSSIBLE ACTIONS)

Refrain:

What are God’s laws like?
What are they like?
God’s laws are perfect!
God’s laws are perfect!
What are God’s laws like?
What are they like?
God’s laws are like Him,
They are good and just.

Make question gesture with your arms (arms bent and palms facing upward)

Point up to God
Make “Ok” sign with your fingers

Verse 1

God is our Creator,
He’s in charge of the whole world.
He gave us laws to live by,
They are written in His Word. *Refrain*

Make globe shape with arms

Write with index finger on flat palm of other hand.

Verse 2

God’s laws are the best way,
For us all to live,
God calls us to obey them,
To reflect His righteousness. *Refrain*

Point out to everyone

2. OPENING CIRCLE TIME, continued

★ = follow the stars for a short & simple lesson plan

Learning the Bible Truth

VISUAL take out

AID



of BQB

VISUAL AID

All the Bible Truths Sign

★ "God's laws are perfect is a good beginning, but there's so more to learn. So it's time for us to dig down even deeper for more answers to our Big Question about God. We're going to be learning **THREE** Bible truths that all tell us more about God's perfect laws.

Who would like to hand me the picture with our three Bible truths on it? It's in the Big Question Box/Briefcase." *Choose a child to get it and hand it to you, then hold it up and show them the pictures of the three truths they will be learning.*

After everyone has had a good look, say...

Bible Truth Clue

VISUAL take out

AID



of BQB

Bible Truth Clue Sign,

front side

VISUAL AID

"Ok, we've learned one truth about God's laws. It's this one: "They Were Written in the Bible, God's Word." (point to pictures as you identify each Bible Truth). Now let's look at our Bible Truth Clue sign and see if we can figure out which of these three truths we will be learning about today. Who would like to get it out of the Big Question Briefcase for me?"

Choose a child to open the briefcase, take out the Bible Truth Clue sign and hand it to you. Hold up the front side for the children to see. Cover up the answer, written along the bottom, and say:

**"What Are God's Laws Like?
God's Laws Are Perfect!
They Show Us that We Need God to ???? Us!"**

Hint

We're missing one word. Here's the hint to what the missing word is. It says: "What did Jesus do for God's people when He died on the cross? It starts with an "s" and it rhymes with "brave."

Can you guess? It's "save."

So the Bible Truth we are learning today is:

(uncover answer from bottom of sign, show it to them and say:)

★ **"What Are God's Laws Like?
God's Laws Are Perfect!
They Show Us that We Need God to SAVE Us!"**

Bible Truth Meaning

★ And here is what this Bible Truth means:

(read the meaning off of the back of the sign, say:)

God made us and He is in charge of us. He expects us to obey His laws all the time. But sadly, we do not. We all are sinners with sinful, selfish hearts. We disobey God's laws. We deserve His punishment for our sins. How we have rebelled against Him and His good ways!

But God is so kind and merciful! He wants to treats us better than we deserve. He sent Jesus to take the punishment for the sins of all who trust in Him as their Savior. God forgives their sins and gives them special closeness with Him in their hearts. And when they die, they will go to live with Him forever in a perfect world where there will never again be any sin. Yes! They will never again sin against Him or break His good laws. They will always love Him and others as He wants them to. How wonderful that will be! Jesus can be our Savior, too, when we turn away from our sins and trust in Him as our Savior.

2. OPENING CIRCLE TIME, continued

★ = follow the stars for a short & simple lesson plan

Learning the Bible Verse

"And how do I know this is true? God tells me so in His special book, the Bible."

The Bible Chant Song

Say or sing the Bible Chant Song.

DDD NIV Songs 7, track 9

lyrics and sheet music, Appendix A

The Bible Chant Song

The Bible, the Bible,
Let's get out the Bible.
Let's hear what God has to say.
The Bible, the Bible,
God's given us the Bible.
It's His Word for us to learn and obey! Yay!

Bible Verse

DDD 7.2 Bible Verse-front side (in the DDD Bible folder)

VISUAL AID Place verse in take out



of BQB
DDD Bible Folder

*found in the DDD Unit 7 Visual Aids, ESV Book

"Who would like to get our Bible folder out of the Big Question Briefcase for me?"

Choose a child to open the briefcase, take out the "Bible" folder and hand it to you. Remove the Bible Verse Picture from the "Bible" folder and hold it up for all the children to see, then say:

"Who would like to get our Bible folder out of the Big Question Briefcase for me?"

Choose a child to open the briefcase, take out the "Bible" folder and hand it to you. Remove the Bible Verse Picture from the "Bible" folder and hold it up for all the children to see, then say:

Romans 3:20,21,22,23 tells us:

★ **Romans 3:20,21,22,23**

"For no one will be justified in [God's] sight by the works of the law...But now, apart from the law, God's righteousness has been revealed... God's righteousness through faith in Jesus Christ, to all who believe...For all have sinned and fall short of the glory of God."

Learn a Little: "Apart from the law, God's righteousness has been revealed... righteousness through faith in Jesus Christ, to all who believe."


Bible Verse Meaning

★ **What does that mean?**

"Righteous" is a big word that means that you are right with God. The only way we can be right with God ON OUR OWN is by obeying God's laws perfectly. But, uh oh! This Bible verse tells us that we are all sinners who break God's laws. That means we can't EVER be right with God by obeying God's laws.

But God has made a way for us to be right with Him—through His Son, Jesus. Jesus came and lived a perfect life. He kept all of God's good laws perfectly. He was righteous! And this Bible verse tells us that for all who trust in Jesus as their Savior, Jesus takes away their sins and gives His righteousness to them. That means God treats them as if they had never broken God's laws or sinned-- just like Jesus! Wow! Isn't that amazing! Isn't Jesus a wonderful Savior! He can be our wonderful Savior, too, when we turn away from our sins and trust in Him as our Savior.

2. OPENING CIRCLE TIME, continued

 = follow the stars for a short & simple lesson plan

**Bible Verse
Song**

*lyrics and sheet music,
Appendix A*

*You might also enjoy:
Now We Know
Romans 3:19-24, ESV
DDD ESV Songs 7,
track 22*

*For Christ Suffered
Once for Sins
1 Peter 3:18, ESV
DDD ESV Songs 7,
track 23*

*The Lord Looks Down
Psalm 14:2-3, HCSB
DDD ESV Songs 7,
track 24*

*All We Like Sheep
Isaiah 53:6, ESV
DDD ESV Songs 7,
track 25*

*Seek the Lord
Isaiah 55:6-7, ESV
DDD ESV Songs 7,
track 26*

We've said our Bible verse, now let's sing it!

By Works of the Law: Romans 3:20-23

DDD ESV Songs 7, track 21

By works of the law,
By works of the law,
No one will be justified,
By works of the law. *Why?*

For all have sinned,
Fall short of the glory of God. *Oh, no!*

But listen to what God has done:








Apart from the law,
Apart from the law,
Now God's righteousness has been revealed,
Apart from the law. *How?*

Through faith in Jesus Christ,
To all who believe. *Thank you, God!*
Romans Three, twenty through twenty-three.

2. OPENING CIRCLE TIME, continued



= follow the stars for a short & simple lesson plan

<p>Getting into the Case</p>	<p>"Now it's time to do a bit more deep down investigating. Let's see what Detective Dan wants us to help him figure out. Would someone like to get it out for me?"</p>
<p>Listening Assignments</p> <p>Place in  take out  of BQB</p>	<p>NOTE: Listening assignments are most suitable for ages 3+. Skip straight to the Bible story (see bottom of this page), if working with 2 year olds.</p> <p>"Let's open up our listening assignment and see what we are supposed to figure out today.</p> <p>Choose a child to take out the Listening Assignment (from the DDD Bible Folder) and hand it to you. Read Detective Dan's letter to the children that includes the listening assignment. The listening assignments are summarized below:</p>
<p>VISUAL AID</p> <p></p> <p>DDD Unit 7 Visual Aids, ESV</p>	<p>Detective Dan's Lesson #1 Listening Assignment:</p> <p>"Innards" is a funny word that means a person's insides. And in this case, it means a person's heart, meant to love and obey God.</p> <p>I need to know:</p> <ol style="list-style-type: none"> 1. Who had a rotten heart and knew it? Who had a rotten heart and DIDN'T know it? 2. What did Jesus want them all to do?
<p>VISUAL AID</p> <p></p> <p>DDD Unit 7 Visual Aids, ESV</p>	<p>Detective Dan's Lesson #2 Listening Assignment:</p> <p>Our Bible Verse is Romans 3:20,21,22,23, HCSB</p> <p>"For no one will be justified in [God's] sight by the works of the law...But now, apart from the law, God's righteousness has been revealed... God's righteousness through faith in Jesus Christ, to all who believe...For all have sinned and fall short of the glory of God."</p> <p>I need to know:</p> <ol style="list-style-type: none"> 1. Who thought they were justified (good) in God's sight? Why weren't they? 2. What did Jesus want these people to do?
<p>VISUAL AID</p> <p></p> <p><i>*Listening Assignment #3 includes the Assignment Sheet, plus 6 clue pictures*</i></p> <p>DDD Unit 7 Visual Aids, ESV</p>	<p>Detective Dan's Lesson #3 Listening Assignment:</p> <p>I found six clues, but two of them are NOT in the story. They are: a drum, a Pharisee, a golden box, a sick man, the Temple, and a bag of money.. Hold each of them up for the children to see as you identify them.</p> <p>I need to know:</p> <ol style="list-style-type: none"> 1. Which four belong in the story and which two don't? 2. What did the bad, bad, bad man pray that pleased God? What did God do for this man?
<p>Tell the Bible Story</p> <p>Place story & pics in  take out  of BQB</p> <p>DDD Unit 7 Visual Aids, ESV</p> <p>Story text included in this book right after this lesson plan and in Visual Aids book</p>	<p>Then say, "Ok, Deep Down Detectives! Put on your best listening ears and see if you can hear the answers to Detective Dan's questions. When I finish telling the story, we will see if we can answer all the questions."</p> <p>Bible Story: The Case of the Rotten Innards</p> <p>Luke 18:9-14</p> <p>Read the Bible Truth story, putting up the storyboard pictures/story scenes as you tell it. Then, have the children answer the listening assignment. Present the gospel and lead in prayer.</p> <p><i>*Answers to questions; the gospel; and, ACTS prayer are included with the story text.*</i></p>

Lesson Plan: Big Question 7, Bible Truth 2

use with all THREE lessons

2. OPENING CIRCLE TIME, continued

★ = follow the stars for a short & simple lesson plan

<p>Story Response Song(s)</p> <p>Hymn</p> <p><i>lyrics and sheet music, Appendix A</i></p>	<p><i>As attention span and time allow, you might want to end with one of the following songs which also tie in with the unit. If desired, use the Music and Movement activity ideas while singing, listed with the Response Activities.</i></p> <p>Holy Bible, Book Divine <i>DDD ESV Songs 7, track 17</i></p> <p>Verse 1 Holy Bible, book divine, Precious treasure, you are mine, You're the only Book divine, Precious treasure, you are mine.</p> <p>Verse 2 Mine, to learn God's holy ways, How He'd have us live each day; Mine, to learn of Jesus Christ, Who died to give eternal life.</p> <p>Tie-in: "What are God's laws like? God's laws are perfect! God's laws are found in the Bible. Only the Bible is God's Word. It is a holy and divine book. That means that it is completely good and true and comes to us perfectly from God. A precious treasure is something that is worth a lot. The Bible is the most precious treasure there is! It is so valuable because it tells us about God and about how we can be saved through Jesus. It tells us how to live to love God and others. God uses it to work powerfully our hearts, to help us know Him, obey Him, and love Him and others."</p>
--	---

<p>Praise Song</p> <p><i>lyrics and sheet music, Appendix A</i></p>	<p>Praise Song: The Best Book to Read Is the Bible <i>DDD ESV Songs 7, track 18</i></p> <p>Verse 1 The best book to read is the Bible, The best book to read is the Bible, It alone is God's true Word, With the best news ever heard! Yes! The best book to read is the Bible.</p> <p>Verse 2 The best book to read is the Bible, The best book to read is the Bible, If you read it ev'ry day, God will teach you His ways. Yes! The best book to read is the Bible.</p> <p>Tie-in: "Children, God's big rules are written down in the Bible for us to learn and obey. It's the only book that has God's words in it. That makes the Bible the very best book to read! Let's sing about it!"</p>
--	---

3. TAKING ACTION: Response Activities *(choose from among these activities)*

<p>Transition to Activities</p>	<p>★ Well, Deep Down Detectives, you've done a great job diggin' deep down for answers in the truths of God's Word. Now it's time to enjoy some activities."</p> <p><i>Tell children what activity/s you are providing for them: eTher free play or some of the response activities listed below. When you are ready to dismiss them, use this song to help the children transition in an orderly fashion to their next activity.</i></p> <p>"Children, let's sing our Time to Play Song. When we are finished you may get up and walk over to our next activity."</p>
--	--

<p>Classroom Song, verse 2</p> <p><i>lyrics and sheet music, Appendix A</i></p>	<p>Classroom Song, verse 2 <i>DDD ESV Songs 7, track 2</i></p> <p>We've gathered together to worship God, We've gathered together to worship God, And now it's time to play.</p> <p><i>Dismiss the children to whatever activities you have prepared for them to do.</i></p>
--	--

Lesson Plan: Big Question 7, Bible Truth 2

use with all THREE lessons

3. TAKING ACTION: Response Activities (choose from among these activities) ★ = short & simple lesson plan

<p>Response Activities</p>	<p>Choose one or more activities appropriate for your children, based on classroom time and developmental needs. Add the Discussion Sheet to any activity for deeper learning. ★</p>
<p>Bible Verse Memory Game</p> <p><i>game directions, Appendix B</i></p>	<p>Though listed with the opening activities, you may choose to use this Bible verse game here instead (or as a repeat).</p> <ul style="list-style-type: none"> Lesson 1 Game: Detective Mission Madness Practice Lesson 2 Game: Duck, Duck, Goose Lesson 3 Game: Slap, Clap and Stack <p>Use the Discussion Sheet with this activity for even deeper learning ★</p> <p>Discussion Questions</p>
<p>Music, Movement & Memory Activity</p> <p><i>game directions, Appendix B</i></p>	<p>A music activity that uses the songs from the Bible Truth and Big Question unit.</p> <ul style="list-style-type: none"> DDD Songs for this Bible Truth, plus: Lesson 1 Activity: Lullabies, Bells and Lions Lesson 2 Activity: Musical Squares Lesson 3 Activity: Thumping Drums <p>Use the Discussion Sheet with this activity for even deeper learning ★</p> <p>Discussion Questions</p>
<p>Bible Story Review Game</p> <p><i>game directions, Appendix B</i></p>	<p>A game that uses the storyboard pictures from the story to review the story.</p> <ul style="list-style-type: none"> Lesson 1 Game: Who's Inside? Lesson 2 Game: Fix Up the Mix Up Lesson 3 Game: Take Me through the Tunnel <p>Use the Discussion Sheet with this activity for even deeper learning ★</p> <p>Discussion Questions</p>
<p>Coloring Pages/ Take Home Sheets</p> <p><i>in Appendix C</i></p> <p>★</p>	<p>A coloring page related to the lesson assignment question is provided for each lesson. On the back of each are the key concepts, a few questions and a song for parents to use with their children.</p> <p>NOTE: Upgrade your coloring sheet to a more interesting craft by offering simple embellishments, such as jiggly eyes, craft sand, glitter, glitter glue, colored paper dots (made with a hole punch), fabric scraps, etc. Make cut-to-size glued-on clothes, hair, etc for characters by using a copy of the coloring sheet, cutting out the selected portions and making them the patterns for whatever you want to cut out of fabric, paper, foil, etc.</p> <ul style="list-style-type: none"> Lesson 1 Coloring Sheet Emphasis: Bible Truth Lesson 2 Coloring Sheet Emphasis: Bible Verse Lesson 3 Coloring Sheet Emphasis: ACTS Prayer <p>Use the Discussion Sheet with this activity for even deeper learning ★</p> <p>Discussion Questions</p>
<p>Extra Crafts: Big Question Craft</p> <p><i>in Appendix C</i></p> <p>Bible Verse Craft</p> <p><i>in Appendix C</i></p> <p>Bible Story Puzzle</p> <p><i>in Appendix C</i></p>	<p>These crafts are slightly more complex than the coloring/take home sheets:</p> <p>The Bible Concept Go-and-Tell Craft is a craft that summarizes the Bible concept and includes the Bible verse is included for those desiring more than a coloring sheet. This more complex craft will involve gluing, sticking, etc. Can be used at any time.</p> <p>The Bible Story Coloring Sheet provides a tie in between the Bible story and the Bible truth they are learning.</p> <p>The Storyboard Picture Placement Page has been made into a puzzle that can be cut out and re-assembled by the children. This provides a nice summary of the story.</p> <p>Use the Discussion Sheet with these activities for even deeper learning ★</p> <p>Discussion Questions</p>
<p>Free Play Activities ★</p> <p><i>ideas in Appendix D</i></p>	<p>Offer your own or some of the easy-to-make, free play activities suggested in Appendix D.</p>

4. CLOSING CIRCLE TIME *(End-of-session activities for the last 5-10 minutes of class time)*

 = short & simple lesson plan

<p>Transition to Closing Circle</p> <p>Classroom Song, verse 3</p> <p><i>lyrics and sheet music, Appendix A</i></p>	<p><i>Use this song to help the children transition in an orderly fashion. Start singing this song and ask the children to gather with you for Closing Circle Time.</i></p> <p>Classroom Song, verse 3 <i>DDD ESV Songs 7, track 3</i></p> <p>It's time to get ready to go and tell, It's time to get ready to go and tell, Come gather here with me.</p>
<p>Closing Circle Time</p> <p>Classroom Song, verse 4</p> <p><i>lyrics and sheet music, Appendix A</i></p>	<p><i>When children are settled in the circle, say:</i></p> <p>"It's almost time for your parents to come pick you up. And do you know what that means? It means.... (draw this out to build anticipation and excitement)...that it's almost time to go home and....it's almost time to...Go and Tell! We have learned some big news about God today. God wants us to take and tell it to the whole world!"</p> <p>Classroom Song, verse 4 <i>DDD ESV Songs 7, track 4</i></p> <p>So what's our big news to go and tell, So what's our big news to go and tell, Can you tell me now?</p>
<p>Big News to Tell</p> <p>Big Question 7</p> <p><i>VISUAL AID</i></p> <div style="border: 1px solid black; background-color: #90EE90; padding: 5px; display: inline-block; width: 30px; height: 30px; text-align: center; line-height: 30px;">#1</div> <p><i>*found in the DDD Unit 7 Visual Aids, ESV Book lyrics and sheet music, Appendix A</i></p> <p>Big Question 7, Bible Truth 2</p> <p><i>VISUAL AID</i></p> <div style="border: 1px solid black; background-color: #90EE90; padding: 5px; display: inline-block; width: 30px; height: 30px; text-align: center; line-height: 30px;">#3</div>	<p>"Let's see....there's so much big news to tell! There's so much we've learned!</p> <p>First of all, can you tell me the answer to our Big Question: "What Are God's Laws Like?" Hold up the Bible Truth Clue Picture.</p> <p>Say the answer with me: "God's Laws Are Perfect!"</p> <p><i>(If desired, you can sing one/both of the Big Question songs.)</i> <i>DDD ESV Songs 7, tracks 12,13</i></p> <p>And what's one way He does this? What did we learn? <i>Point to the picture.</i></p> <p>They Show Us that We Need God to Save Us!</p> <p>"And how do I know this is true? Can you tell me? Say it with me: "The Bible tells me so!" That's right!</p>
<p>Big Question 7, Bible Truth 2 Bible Verse</p> <p><i>VISUAL AID</i></p> <div style="border: 1px solid black; background-color: #90EE90; padding: 5px; display: inline-block; width: 30px; height: 30px; text-align: center; line-height: 30px;">#4</div> <p><i>*found in the DDD Unit 7 Visual Aids, ESV Book lyrics and sheet music, Appendix A</i></p>	<p>We learned: Romans 3:20-23, HCSB: "For no one will be justified in [God's] sight by the works of the law...But now, apart from the law, God's righteousness has been revealed... God's righteousness through faith in Jesus Christ, to all who believe...For all have sinned and fall short of the glory of God."</p> <p>Learn a Little: "Apart from the law, God's righteousness has been revealed... righteousness through faith in Jesus Christ, to all who believe."</p> <p>"Righteous" is a big word that means that you are right with God. The only way we can be right with God ON OUR OWN is by obeying God's laws perfectly. But, uh oh! This Bible verse tells us that we are all sinners who break God's laws. That means we can't EVER be right with God by obeying God's laws. But God has made a way for us to be right with Him—through His Son, Jesus. Jesus came and lived a perfect life. He kept all of God's good laws perfectly. He was righteous! And this Bible verse tells us that for all who trust in Jesus as their Savior, Jesus takes away their sins and gives His righteousness to them. That means God treats them as if they had never broken God's laws or sinned-- just like Jesus! Wow! Isn't that amazing! Isn't Jesus a wonderful Savior! He can be our wonderful Savior, too, when we turn away from our sins and trust in Him as our Savior.</p> <p><i>(If desired, you can sing the Bible verse song.)</i> <i>DDD ESV Songs 7, track 21</i></p>

4. CLOSING CIRCLE TIME, continued



= follow the stars for a short & simple lesson plan

<p>Closing ACTS Prayer Time</p> <p>ACTS Prayer Chant</p> <p><i>lyrics and sheet music, Appendix A</i></p>	<p><i>Let's ask God to help us to remember this and even tell others this good news. Let's get ready and pray our ACTS prayer.</i></p> <p><i>And what does ACTS mean? Let's sing/say our ACTS Prayer Chant!</i></p> <p>ACTS Prayer Chant Song <i>DDD ESV Songs 7, tracks 10,11</i></p> <p>A, Adoration, God, we praise You! C, Confession, Forgive us our sins. T, Thanksgiving, Thank You for Jesus, S, Supplication, Help us to live like Him.</p> <p style="text-align: right;">That's the ACTS prayer, my friend, Bow your head, Close your eyes, Shhh, Let's begin.</p>
<p>Closing ACTS Prayer</p>	<p>"Let's pray!"</p> <p><i>Lead the children in the ACTS prayer for this Bible Truth.</i></p> <p>A We praise You, God, for being the Giver of Your perfectly good laws.</p> <p>C God, instead of obeying Your good laws, we have all chosen to break them. Sometimes, we don't obey our parents. Sometimes, we lie. Sometimes, we want things that belong to others. We do not always love you most of all. These are only some of the ways we break Your good laws. Oh, how we need a Savior!</p> <p>T Thank You, God, for giving us Your good laws, so we know how to love and obey You. And thank You for sending Jesus to perfectly live out Your laws and to give His life as the perfect payment for the sins of Your people. Thank You that He can be our Savior when we turn away from our sins and trust in Him.</p> <p>S God, work in our hearts. Help us to turn away from disobeying You and trust in Jesus as our own Savior. Help us to know You and love You with the spirit You put inside us. Help us to learn Your good laws and obey them.</p> <p>In Jesus' name we pray, Amen.</p>
<p>5. TAKING IT HOME <i>(Take Home Sheet)</i></p>	
<p>Clean up and Dismissal </p>	<p>"Now it's time to work together and clean up." <i>Have the children join you in cleaning up the room.</i></p>
<p>Coloring Pages/ Take Home Sheets </p> <p><i>in Appendix C</i></p>	<p><i>Give out the craft/take home sheet and any other papers from the session, as you dismiss children from class.</i></p> <p><i>(Reminder: The back side of the coloring page is the take home sheet for each lesson.)</i></p>
<p>Bible Story to Take-Home</p> <p><i>in Appendix C</i></p>	<p>You may also want to include a copy of the story along with the take home sheet. (However, each coloring sheet/take home sheet includes a note to parents telling where they can download the story from the Parent Resources section on the website.</p>

The Case of the Rotten Innards

Luke 18:9-14

**Story-telling Tips**

Ahead of time:

1. Read the Bible verses and story. Pray!
2. Choose story action cues and/or prepare storyboard figures, if using. (Included in Visual Aids book)
3. Practice telling story with the storyboard pictures, timing your presentation. Shorten, if necessary.

During your presentation:

1. Maintain as much eye contact as possible as you tell the story.
2. Put up storyboard figures/add story action cues as you tell the story. Allow the children to help you put them on the board, if desired.
3. Include the children in your story with a few questions about what they think will happen or words/concepts that might be new to them.
4. Watch the kids for signs that their attention span has been reached. Shorten, if necessary.

INTRODUCTION/ LISTENING ASSIGNMENTS

"Our story is called: The Case of the Rotten Innards. Here is your listening assignment." Read from Detective Dan's Listening Assignment signs, but questions are summarized below:

Detective Dan's Lesson #1 Listening Assignment:

"Innards" is a funny word that means a person's insides. And in this case, it means a person's heart, meant to love and obey God.

I need to know:

1. **Who had a rotten heart and knew it? Who had a rotten heart and DIDN'T know it?**
2. **What did Jesus want them all to do?**

Detective Dan's Lesson #2 Listening Assignment:**Our Bible Verse is Romans 3:20,21,22,23, HCSB**

"For no one will be justified in [God's] sight by the works of the law...But now, apart from the law, God's righteousness has been revealed... God's righteousness through faith in Jesus Christ, to all who believe...For all have sinned and fall short of the glory of God."

I need to know:

1. **Who thought they were justified (good) in God's sight? Why weren't they?**
2. **What did Jesus want these people to do?**

Detective Dan's Lesson #3 Listening Assignment:I found six clues, but two of them are **NOT** in the story.

They are: a drum, a Pharisee, a golden box, a sick man, the Temple, and a bag of money..

Hold each of them up for the children to see as you identify them.

I need to know:

1. **Which four belong in the story and which two don't?**
2. **What did the bad, bad, bad man pray that pleased God? What did God do for this man?**

Read the assignment questions, THEN SAY,

"Ok, Deep Down Detectives! Put on your best listening ears and see if you can hear the answers to Detective Dan's questions. When I finish telling the story, we will see if we can answer all the questions."

Read the Bible Truth story, answer questions, present the gospel and lead in prayer.

Answers to questions; the gospel; and, ACTS prayer are included with the story text.

The Case of the Rotten Innards *Luke 18:9-14**Story with lines separating paragraphs (text in bold, optional interaction cues in italics)*

Many sick people came to see Jesus. They came with their limping legs, their blind eyes, their skin with sores, and their bleeding that wouldn't stop. Some of them were about to die. They all came to Jesus, and what do you think Jesus did?

Can you guess?

Jesus healed them with God's power! No doctor or medicine needed! "Who has ever healed sick people the way Jesus does?" they exclaimed.

People who wanted to hear about God came to Jesus, too. They crowded around Jesus, listening to everything He had to say. Jesus told them about God and His Kingdom. He told them how God wanted them to live. They listened to Jesus and were amazed at what He had to say. "Who has ever told us about God the way Jesus does?" they exclaimed.

Even people who had done very sinful things came to Jesus. Men and women who had disobeyed God's Ten Commandments in so many ways: people who had stolen money; people who had not loved their husbands or wives; people who had hurt other people; people who had worshipped other gods, and so many more. They all came to Jesus, and what do you think happened?

What do you think?

Jesus gave them God's forgiveness, when they turned away from their sins and trusted in Him. "Who has ever forgiven sins the way Jesus does?" they exclaimed.

Sick people, sinful people, people eager to learn about God, all came to Jesus, and He satisfied them. How wonderful, how amazing was Jesus!

But there was another kind of people who came to Jesus, too. These people were different from all the rest. They weren't sick. They weren't eager to learn about God from Jesus. And most of all, they didn't even think they were sinners who needed God's forgiveness. They were the important Bible teachers back in Jesus' day. They had a special name for themselves. Do you know what it was?

*Can you remember?***They were called the Pharisees.**

The Pharisees were smart students, and they studied hard. Not only did they learn and try to obey God's Ten Commandments, but they learned and tried to obey the hundreds of God's other laws, too. They spent day after day, week after week, year after year, learning them all by heart! Wow!

But obeying God's laws wasn't enough for the Pharisees. They wanted to be extra careful to please God, so they added a lot of extra, little rules for everyone to obey. Rules that God didn't give His people. They added extra rules about washing your hands just right. (Not to get rid of dirt or germs that might make you sick, as we do, but because they thought these specially cleaned hands were how you pleased God.) Those hand-washing rules were just the beginning of what they added to God's laws. There were rules about food to eat or not eat, about giving extra gifts to God, and about what work you could NOT do on the Sabbath Day of Rest (such as not looking in a mirror because you might be tempted to pluck out a gray hair from your head), and lots of other rules. The Pharisees tried very hard to obey all their extra, little rules. They wanted the people to obey them, too. They thought those extra, little rules helped everyone keep God's big laws better. They thought those extra rules pleased God and made them good people.

Story with lines separating paragraphs (text in bold, optional interaction cues in italics)

And most of all, the Pharisees thought God might send the Messiah, the Savior, sooner if everyone was very good, and kept all the little, bitty rules as well as God's big laws. Oh, how they wanted the Messiah to come!

But those Pharisees were wrong about so many things! They didn't realize that the Messiah, the Savior, HAD come already. He was right there, living among them, teaching them about God, and doing amazing things by God's power. Can you tell me who God's Savior was?

Can you tell me?

It was Jesus!

And the Pharisees were wrong about something else, too. Instead of becoming good, good, good people when they kept all of these extra little, bitty, rules, these Pharisees became proud, proud, proud people! "We are better than everyone else because we do such a good job obeying all these extra, little, bitty rules," many of them thought. "We're so good that we don't need God's forgiveness, as other people do. God is pleased with us just the way we are!" they believed.

Do you think these Pharisees were right? Did keeping all of these extra, little, bitty rules mean they didn't need God's forgiveness?

How very wrong those Pharisees were! All those extra, little, bitty rules they made up didn't please God. Why, even trying very hard to obey all of God's big laws isn't enough to please God! There is only ONE WAY to please God by obeying His laws. Do you know what it is?

It is being PERFECT. That right! It's obeying God's laws ALL THE TIME! Never disobeying ...EVER! Never saying anything wrong or doing anything wrong. Never thinking anything wrong or BEING anything wrong. Do you think that sounds like something those Pharisees could do?

What do you think?

No, the Pharisees could not be this good. They had "rotten innards" --sinful hearts-- just like everyone else. They would never be able to please God by trying to be good.

And guess what? Neither can we. Why? Because every one of us has a sinful heart, too. Every one of us has broken God's laws. We all need God's forgiveness for our sins. That is the only way we can know and please God. That's the only way we can live with God as His people.

But these poor, proud Pharisees would just not see this. They were SURE that they were already good enough to please God, and they were SURE that all those other people who came to Jesus were not. So, what did Jesus do with these proud men who thought they were so good?

What do you think He did?

Jesus loved them, that's what He did. Jesus wanted to help them, just like He wanted to help everyone else who came to Him. So, Jesus told them a story to help them see that they needed God to save them and forgive them, just like everyone else did. Maybe then they would understand that they were sinners and would ask God for forgiveness.

Story with lines separating paragraphs (text in bold, optional interaction cues in italics)

And this is the story Jesus told them:

“One day, two men went to God’s Temple (the worship place) to pray. One man was a Pharisee. The other man was a tax collector;” Jesus said.

“The Pharisee thought of himself as a very good man who pleased God by obeying God’s laws and the teachers’ extra rules. So, he stretched his arms up high and looked up to heaven and proudly prayed, “God, thank You that I am different from other men, like that tax collector over there. I don’t do the bad things they do. I am good, good, good. I keep all your laws and all the extra rules of my teachers, too;” he prayed.

Can you believe that? That Pharisee didn’t praise GOD for being good! He only boasted to God about his OWN goodness! That Pharisee wasn’t really a good, good, good man at all, was he? No! He was really a proud, proud, proud man!

Then, Jesus went on with his story. He told about the other man. “The tax collector came to the Temple knowing he was a bad, bad, bad man. He knew he had “rotten innards” --a sinful heart. He knew the sin in his heart showed in how he lived. He had chosen to disobey God’s good laws. He had chosen to become rich by taking too much money from people.

And when this tax collector prayed to God, it wasn’t boldly and proudly like the Pharisee. No, this man KNEW he had done lots of bad things and he was sad about them. He was sad he had disobeyed God’s laws and treated others so badly. He KNEW he wasn’t right with God; and oh, how he wanted to be!

The tax collector was too ashamed of his sins to stretch up his arms or look up to heaven to pray. He looked down at his feet, beat his chest, and cried out to God, “God, have mercy on me! I am so bad. I have disobeyed Your laws. I have a sinful heart. Have mercy on me! Please, forgive my sins!”

Then Jesus told the Pharisees listening to Him: “The Pharisee went home feeling proud. He was so sure that his life pleased God, but he was wrong. God is not pleased with proud people who don’t see that they are sinners who need His forgiveness;” Jesus told them.

“But that tax collector, who knew he was a sinner, went home forgiven by God;” Jesus said. “God loves to forgive sinners --even very bad sinners-- who confess their sins to Him and humbly ask for His forgiveness;” Jesus told them.

What did the Pharisees think of Jesus’ story? Did they learn from it? Did they see that everyone has broken God’s laws, even people, like themselves, who tried really hard to be good? Did they, at last, see that no one can ever do enough good things to be proud before God? Did they see their own sins and ask God to forgive them?

What do you think?

The Bible doesn’t tell us what happened with those Pharisees that day. But, we DO know that later, some of these very important teachers --like Joseph of Arimathea and Nicodemus-- DID turn away from their sins and asked God to forgive them. They put their trust in Jesus as their Savior. And did you know that these two men were the very ones who put Jesus’ body in the cave-grave, after He had suffered and died on the cross?

How amazed and happy they both must have been when Jesus rose from the dead on the third day! Jesus really was the Messiah, the Savior, God had sent to save His people and forgive their sins! He had beaten sin and death for all who turn away from their sins and trust in Him as their Savior.

Cracking the Case: (story wrap-up for Listening Assignments)

It's time to see how we did with our Listening Assignment.

Detective Dan's Lesson #1 Listening Assignment:

"Innards" is a funny word that means a person's insides. And in this case, it means a person's heart, meant to love and obey God.

I need to know:

1. Who had a rotten heart and knew it? Who had a rotten heart and DIDN'T know it? Many of the people who came to see Jesus knew they had disobeyed God's laws and were sinners. They knew they needed God's forgiveness. The Pharisees were also sinners with "rotten hearts," but they didn't know it. They thought they pleased God with all the laws they kept and all the good things they thought they did.

2. What did Jesus want them all to do? Jesus wanted everyone to turn away from their sins, ask God for forgiveness, and trust in Him as their Savior.

For You and Me:

Just like everyone in Jesus' day, we, too, have sinful "rotten" hearts. We all break God's laws and we need His forgiveness. We can have His forgiveness when we turn away from our sins and trust in Jesus as our Savior. God will forgive our sins and make us His people. Ask God to help you! He loves to answer this prayer!

Detective Dan's Lesson #2 Listening Assignment:**Our Bible Verse is Romans 3:20,21,22,23, HCSB**

"For no one will be justified in [God's] sight by the works of the law...But now, apart from the law, God's righteousness has been revealed... God's righteousness through faith in Jesus Christ, to all who believe...For all have sinned and fall short of the glory of God."

I need to know:

1. Who thought they were justified (good) in God's sight? Why weren't they? The Pharisees thought they were justified in God's sight because they obeyed God's laws and all the extra rules. They weren't justified because no one (except Jesus) keeps God's laws perfectly---and that's the only way to be justified by obeying God's law.

2. What did Jesus want these people to do? He wanted them to understand that they were sinners who needed to turn to God and ask for His forgiveness. He wanted them to trust in Him as their Savior, so they might be saved from their sins.

For You and Me:

Just like the Pharisees, we also cannot be justified (made right with God) by doing good things and trying to obey God's laws. We will never obey them perfectly. We all break God's laws and we need His forgiveness. We can have His forgiveness when we turn away from our sins and trust in Jesus as our Savior. God will forgive our sins and make us His people. Ask God to help you! He loves to answer this prayer!

Detective Dan's Lesson #3 Listening Assignment:

I found six clues, but two of them are **NOT** in the story. They are: a drum, a Pharisee, a golden box, a sick man, the Temple, and a bag of money.

Hold each of them up for the children to see as you identify them.

I need to know:

1. Which four belong in the story and which two don't? The Pharisee, the sick man, the Temple and the bag of money belong. The drum and the golden box do not.

2. What did the bad, bad, bad man pray that pleased God? What did God do for this man? He told God that he was a sinner and asked for God to show him mercy. He knew he needed God's forgiveness. God forgave his sins.

For You and Me:

Like the tax collector, we, too, have sinned against God. We need God to forgive our sins. And God will! How? When we turn away from our sins and trust in Jesus as our Savior. God will forgive our sins and make us His people. Ask God to help you! He loves to answer this prayer!

The Gospel (story wrap-up if NOT using Listening Assignments)**Our Bible Truth is:****What Are God's Laws Like?****God's Laws Are Perfect...****They Show Us that We Need God to Save Us!**

How true that is! We learn God's good laws, but we break them! We choose to disobey God. We all deserve God's punishment for our sins! And we know that we can never deserve His forgiveness. How sad! God would have been perfectly fair to give us all the punishment we deserve for breaking His laws. He is holy and good. But God is so rich in mercy. He chose to give us something better than we deserve. He sent His Son Jesus to live a perfect life. Yes! Jesus kept every, single one of God's laws! And on the cross, He suffered and died, giving His perfect life as the full payment for the sins of all who turn away from their sins and trust in Him as their Savior. On the third day, Jesus rose from the dead. He had really beaten sin and death! Because of Jesus, all who trust in Him as their Savior get to enjoy wonderful, special closeness with God as His special people, even now. And one day, they will go to live with Him forever. We can be God's people when we turn from our sins and trust in Jesus. Ask Him to help you! He loves to do this!

Close in prayer.

Closing ACTS Prayer

- A** We praise You, God, for being the Giver of Your perfectly good laws.
- C** God, instead of obeying Your good laws, we have all chosen to break them. Sometimes, we don't obey our parents. Sometimes, we lie. Sometimes, we want things that belong to others. We do not always love you most of all. These are only some of the ways we break Your good laws. Oh, how we need a Savior!
- T** Thank You, God, for giving us Your good laws, so we know how to love and obey You. And thank You for sending Jesus to perfectly live out Your laws and to give His life as the perfect payment for the sins of Your people. Thank You that He can be our Savior when we turn away from our sins and trust in Him.
- S** God, work in our hearts. Help us to turn away from disobeying You and trust in Jesus as our own Savior. Help us to know You and love You with the spirit You put inside us. Help us to learn Your good laws and obey them. In Jesus' name we pray, Amen.

Go to Lesson Plan, p.9 for the script to the rest of the lesson.

Deep Down Discussion Sheet

use with all THREE lessons

Use with all response activities for deeper learning



P.1

Questions to aid discussion of the key concepts and for use in games

Be familiar with these questions and answers. Look for opportunities to ask questions and discuss their answers, such as while the children work on their coloring pages, as part of their response games, or during play time. Remember: your goal isn't to ask all these questions or only talk to the children about these things. It is to be deliberate in having good conversations with them, however much or little you have.

<p>BIG QUESTION</p> <p>Meaning</p> <p>Discussion Questions</p>	<p>What Are God's Laws Like? God's Laws Are Perfect!</p> <p>A law is a big rule made by someone in charge. God is our Maker. He is in charge of everyone in the whole world. He has given us His laws to live by.</p> <p>God is good and loving, wise and fair. He is perfect! God's laws are just like Him. They are good and loving, wise and fair, too. They are perfect!</p> <p>God's laws show us the very best way to live. They show us how to love God and love others. They are exactly what we need.</p> <p><i>choose a few</i></p> <ol style="list-style-type: none"> 1. What are God's laws like? <i>God's laws are perfect!</i> 2. What is a law? <i>It's a big rule we are supposed to obey.</i> 3. Who makes laws? <i>Someone who is in charge.</i> 4. Who is our Maker? <i>God is.</i> 5. Who is God in charge of? <i>Everyone!</i> 6. Are God's laws like God? <i>Yes, they are good, loving, wise and fair, just like He is.</i> 7. What do God's laws show us? <i>How to please God. The best way to live.</i>
<p>BIBLE TRUTH</p> <p>Meaning</p> <p>Discussion Questions</p>	<p>God's Laws Are Perfect... They Show Us that We Need God to Save Us!</p> <p>God made us and He is in charge of us. He expects us to obey His laws all the time. But sadly, we do not. We all are sinners with sinful, selfish hearts. We disobey God's laws. We deserve His punishment for our sins. How we have rebelled against Him and His good ways!</p> <p>But God is so kind and merciful! He wants to treat us better than we deserve. He sent Jesus to take the punishment for the sins of all who trust in Him as their Savior. God forgives their sins and gives them special closeness with Him in their hearts. And when they die, they will go to live with Him forever in a perfect world where there will never again be any sin. Yes! They will never again sin against Him or break His good laws. They will always love Him and others as He wants them to. How wonderful that will be! Jesus can be our Savior, too, when we turn away from our sins and trust in Him as our Savior.</p> <p><i>choose a few</i></p> <ol style="list-style-type: none"> 1. Who made us and is in charge of us? <i>God.</i> 2. When does God expect us to obey His laws? <i>All the time!</i> 3. We don't obey God's laws all the time. Why not? <i>Because we are sinners with sinful, selfish hearts.</i> 4. What do we all deserve for disobeying God's laws? <i>His punishment.</i> 5. Who did God send to save us from our sins? <i>God sent Jesus to die on the cross and take the punishment that we deserve from God for our sins.</i> 6. What must we do for God to forgive us and save us? <i>Turn away from our sins and trust in Jesus as our Savior. This is how we become God's dearly-loved people.</i> 7. What does God give us to enjoy when we become His people? <i>Special closeness with Him now; and when they die, perfectly wonderful life with Him forever!</i>

Deep Down Discussion Sheet

use with all THREE lessons

P.2

Questions to aid discussion of the key concepts and for use in games

<p>THE GOSPEL</p>	<p>What is God’s good news for you and me? <i>The gospel! What Are God’s Laws Like? God’s Laws Are Perfect...they show us that we need God to save us. How true that is! We learn God’s good laws, but we break them! We choose to disobey God. We all deserve God’s punishment for our sins! And we know that we can never deserve His forgiveness. How sad! God would have been perfectly fair to give us all the punishment we deserve for breaking His laws. He is holy and good. But God is so rich in mercy. He chose to give us something better than we deserve. He sent His Son Jesus to live a perfect life. Yes! Jesus kept every, single one of God’s laws! And on the cross, He suffered and died, giving His perfect life as the full payment for the sins of all who turn away from their sins and trust in Him as their Savior. On the third day, Jesus rose from the dead. He had really beaten sin and death! Because of Jesus, all who trust in Him as their Savior get to enjoy wonderful, special closeness with God as His special people, even now. And one day, they will go to live with Him forever. We can be God’s people when we turn from our sins and trust in Jesus. Ask Him to help you! He loves to do this!</i></p>
<p>BIBLE TRUTH BIBLE VERSE</p> <p>Meaning</p> <p>Discussion Questions</p>	<p>“For no one will be justified in [God’s] sight by the works of the law...But now, apart from the law, God’s righteousness has been revealed... God’s righteousness through faith in Jesus Christ, to all who believe...For all have sinned and fall short of the glory of God.”--Romans 3:20,21,22,23</p> <p>Learn a Little: “Apart from the law, God’s righteousness has been revealed... righteousness through faith in Jesus Christ, to all who believe.”</p> <p>“Righteous” is a big word that means that you are right with God. The only way we can be right with God ON OUR OWN is by obeying God’s laws perfectly. But, uh oh! This Bible verse tells us that we are all sinners who break God’s laws. That means we can’t EVER be right with God by obeying God’s laws. But God has made a way for us to be right with Him—through His Son, Jesus. Jesus came and lived a perfect life. He kept all of God’s good laws perfectly. He was righteous! And this Bible verse tells us that for all who trust in Jesus as their Savior, Jesus takes away their sins and gives His righteousness to them. That means God treats them as if they had never broken God’s laws or sinned-- just like Jesus! Wow! Isn’t that amazing! Isn’t Jesus a wonderful Savior! He can be our wonderful Savior, too, when we turn away from our sins and trust in Him as our Savior.</p> <ol style="list-style-type: none"> 1. What does righteous mean? <i>God thinks everything you do is just right, as God’s laws tell us to.</i> 2. Do any of us keep God’s laws perfectly? Are any of us righteous on our own? <i>None of us keep God’s laws perfectly. None of us are righteous by our own works (by how we obey God’s laws).</i> 3. How did Jesus live when He came to earth? <i>He always kept God’s laws. He was truly righteous.</i> 4. What did Jesus choose to give to all who trust in Him as His Savior? <i>His own, perfect righteous.</i> 5. How can Jesus become our Savior? <i>When we turn from our sins and trust in Him as our Savior.</i> 6. Who does God see as righteous because of Jesus? <i>All of God’s people--all who turn from their sins and trust in Him as their Savior.</i>
<p>BIBLE STORY</p> <p>Discussion Questions</p>	<p>The Case of the Rotten Innards</p> <ol style="list-style-type: none"> 1. What did Jesus teach the Pharisees who tried so hard to be good? Did they need God to save them? <i>Yes, they did! We all need God to save us, no matter how hard we try to be good.</i> 2. Where did all the extra rules of the Pharisees come from? From God in the Bible? <i>No, they did not! They were made up by other teachers. They were lots of extra rules that God didn’t tell His people to obey.</i> 3. Why weren’t the Pharisees eager to hear about Jesus like the other people? <i>They thought they were so good that they didn’t need to be saved. They didn’t like that Jesus did tell people to keep all those extra rules.</i> 4. Did the Pharisee or the tax collector go home with everything right with God? <i>The tax collector did, even though he had done many bad, bad things. The Pharisee did not.</i> 5. Why did God forgive the tax collector? <i>Because he humbly asked God to forgive him.</i> 6. Why did the Pharisee go home with things not right between him and God? <i>Because he was proud. He didn’t tell God that he had disobeyed Him. He didn’t ask God to forgive him. He thought he was too good to need God’s forgiveness.</i> 7. How does God want us to be like the tax collector? <i>By humbly telling God about the bad things we’ve done and ask His forgiveness through Jesus.</i>