

DEEP DOWN DETECTIVES

**Curriculum Resources
for Unit 3, Bible Truth 4:**



**What is the Gospel?
It's Salvation through Faith
in Jesus Christ...
God Saves All Who
Repent of Their Sins and
Trust in Jesus as Their Savior!**

Session Prep (especially good for newbies!)

Pray!



Pray for the Holy Spirit to be at work in your and the children's hearts.

Review



If new to the curriculum, look at the **Getting Started with Deep Down Detectives section of the Core Curriculum book.** (p.5) It will be especially helpful to read through the Deep Down Detectives section of **The Praise Factory Tour: Extended Version Book.** This is a visual way to understand what goes on in the classroom. (A pdf of the book is found in the samples section on the website.)

Look through and Learn the Lesson



Read over **lesson plan.** Practice any **songs or action rhymes** you are using. Choose/make up motions to go with these. Choose less with younger children and more with older preschoolers. **Practice the lesson with the visual aids** and using the Big Question Box/Briefcase.

Read and Rehearse the Bible Story with Pictures



Read the Bible story from the Bible. Read the curriculum version. Practice telling it with the storyboard pictures. (If you have not previously laminated the story pictures, do that now.) Or, rehearse it from the Simple Story Scenes, if you are using those.

Let There Be Music



Download the music and listen to the songs. Choose which of the songs you will use with the children. If using live musicians, make sure they have the sheet music (Appendix A, Core Curriculum book).

Put the Props in Place



1. Prepare your Visual Aids. Put the Big Question, Unit Bible Truths, Bible Truth, Bible Verse, and Listening Assignment signs, as well as the Bible Story script in one side of the Bible folder.
2. Get out your storyboard. If using Simple Story Scenes, put these in your Bible Folder. Or, if using the individual storyboard figures, put all background pictures in place (they have a BG by the number). Put the rest of the storyboard pictures (these have a SB by the number) in order of use in the other side of the Bible folder.
3. Put the DDD Bible Folder as well as the Big Question sign in the Big Question Box/Briefcase and shut it. If your box/briefcase has locks and you want to use the unlocking the box as part of your session, lock it now....but make sure you have the key or know the code first.
4. Prepare the music CD or sheet music or mp3 device for use in your session.

Set Out Free Play Activities



Choose and set up free time activities you will use with the children. Choose a variety of different activities that will be enjoyed by different types of children. Rotate the activities you provide to keep them interesting and fresh to your children. (Suggestions in Appendix D, Core Curriculum books.)

Prepare Any Activities



Choose which (if any) of the Bible Truth games and crafts activities you want to use in the session. Bear in mind your time frame as well as the developmental abilities and attention span of your children as you decide which/how many to prepare. **Look over the Discussion Sheet** and choose a few questions you might use to spark discussion with the children as they do their activities (especially good for ages 3's+). Pray for God to give you opportunities to talk about these things with the children.

Let Them Take It with Them



Make copies of the craft/take home sheets, if you are not already using them as one of your activities. You may also want to make copies of the story (see take-home version of each story included in Appendix C with the other take home resources) to have for parents to use with their children at home. There's a link on each craft/take home sheet to the story, if you don't make hard copies.

Store It



After your session is over, collect the resources and store them for future use. This curriculum can be used over and over for years to come.

Unit 3: The Good News of God, the Gospel

UNIT OVERVIEW

Gospel means “good news.” In the Bible, the gospel is the good news that God sent His Son Jesus to save sinners like you and me from the punishment we deserve for our sins. That salvation is ours when we turn from our sins and trust in Jesus as our own Savior. Now that is good news indeed!

In this unit we will learn four ways the gospel is such good news.

UNIT BIBLE VERSE: John 3:16

“For God so loved the world that he gave his one and only Son, that whoever believes in him shall not perish but have eternal life.”

BIG QUESTION UNDER INVESTIGATION: What Is the Gospel?

ANSWER: It’s Salvation through Faith in Jesus Christ!

OPTIONAL Big Question 3 INTRODUCTION LESSON (Use Hide ‘n’ Seek Kids Unit 3 Material)

Story: The Case of the Stranger’s Very Good News *Acts 8:1-8*

Bible Verse: John 3:16

BIBLE TRUTH 1: God Made Us and We Should Obey Him (3 Lessons Available)

Story: The Case of the God Who Was Different *Acts 17:16-33*

Bible Verse: Psalm 100:1-4

BIBLE TRUTH 2: We Have All Disobeyed God and Deserve His Punishment (3 Lessons Available)

Story: The Case of the Squabbling Brothers and Sisters *Romans*

Bible Verse: Ecclesiastes 7:20,29

BIBLE TRUTH 3: God Sent Jesus to Pay for the Sins of God’s People (3 Lessons Available)

Story: The Case of the Savior, from Start to Finish *Genesis, The Gospels*

Bible Verse: Psalm 119:18,72-73

➔ BIBLE TRUTH 4: God Saves All Who Repent of Their Sins and Trust in Jesus as Their Savior

(3 Lessons Available)

Story: The Case of Cruddy Crete *Titus*

Bible Verse: Mark 1:15

Deep Down Detectives NIV Songs 3 Track Numbers

This is a listing of all songs mentioned in the unit curriculum. You may or may not choose to use all of the songs. They are listed in easy-reference order--NOT in the order used in the curriculum.

You may choose to simply burn a CD/load them onto an mp3 device in this order. Or, you may want to do what we do: choose the songs we want to use and create a play list of them in that order. Then, we burn a CD/upload the play list onto an mp3 device. A teacher only has to click forward to the next song, instead of hunting for the right track. The track number have been included as part of the title of each song, so teachers will still have a reference to the track number listed in the curriculum (same as those listed below), even if you change the order on your customized play list.

SONGS USED EVERY UNIT OF THE CURRICULUM

- 1 The Classroom Song v.1
- 2 The Classroom Song v.2
- 3 The Classroom Song v.3
- 4 The Classroom Song v.4
- 5 Deep Down Detectives Theme Song
- 6 The Classroom Rules Song
- 7 Let's Pray Song
- 8 The Big Question Box Song
- 9 The Bible Chant Song
- 10 ACTS Prayer Song (Short Version)
- 11 ACTS Prayer Song (Full Version)

Why the Extra Songs?

Deep Down Detectives is a curriculum used by a wide age-span of kids. Sometimes one of the other songs is a better fit for your kids. Or, you may simply want to teach them more songs on the same Bible Truth. Use as many or as few as you want.

UNIT 3: GOD'S GOOD NEWS, THE GOSPEL

- 12 Big Q & A 3 Song
- 13 Big Question 3 Song: What's the Gospel?
- 14 Big Question 3 Bible Verse Song: For God So Loved the World John 3:16
- 15 *Extra Big Question 3 Bible Verse Song: For God So Loved the World John 3:16 (version 2)*
- 16 *Extra Big Question 3 Bible Verse Song: For God So Loved the World John 3:16 (version 3)*
- 17 Big Question 3 Hymn: And Can It Be, v.1 Refrain
- 18 Big Question 3 Praise Song: I Have Decided to Follow Jesus

What Is the Gospel?

Salvation through Faith in Christ...

Bible Truth 1: God Made Us and We Should Obey Him

- 19 Bible Verse: Shout for Joy Psalm 100:1,2

Bible Truth 2: We Have All Disobeyed God and Deserve His Punishment

- 20 Bible Verse: There Is Not a Righteous Man Ecclesiastes 7:20,29

Bible Truth 3: God Sent Jesus to Pay for the Sins of God's People!

- 21 Bible Verse: He Was Pierced Isaiah 53:5

Bible Truth 4: God Saves All Who Repent of Their Sins and Trust in Jesus

- 22 Bible Verse: The Time Has Come Mark 1:15
- 23 *Extra Bible Verse: Help Us, O God, Our Savior Psalm 79:9*

listen to or download songs for free at <https://praisefactory.org>: Deep Down Detectives Music page

Big Question 3, Bible Truth 4 Overview: Key Concepts

p.1

Unit 3: The Good News of God, the Gospel

Unit Big Question (and Answer): What Is the Gospel? It's Salvation through Faith in Jesus Christ!

Unit Bible Verse: "For God so loved the world that he gave his one and only Son, that whoever believes in him shall not perish but have eternal life." John 3:16

Bible Truth 4 Concept: Salvation through Faith in Jesus Christ...God Saves All Who Repent of Their Sins and Trust in Jesus as Their Savior!

God is our good Creator and King. He made us to know Him, love Him and obey His good laws. But sadly, we all have chosen to disobey God and His good laws. We deserve His punishment for our sins. We have all turned away from Him.

But God has made a way for us to be forgiven our sins and to become His people. In His great love and mercy, God sent His Son, Jesus, to be our Savior. Jesus lived a perfect life. He never disobeyed God. He offered up His life as the full payment for sin when He suffered and died on the cross. On the third day, He rose from the dead. Jesus had done it! He had beaten sin and death for God's people!

How can we become one of God's people? Who can receive God's gift of forgiveness? All who repent of their sins and trust in Jesus as their Savior. Repent means to stop living a life full of disobeying God and to start living to please God, instead. God can help us repent and believe. Ask Him!

How wonderful it is to be one of God's people! To have special closeness with God by His Holy Spirit living in your heart now. And one day, to go live with God forever. That will be best of all!

Bible Truth 4 Bible Verse: Mark 1:15

"The time has come," he said. "The kingdom of God is near. Repent and believe the good news!"

Learn a Little: "Repent and believe the good news!"

Meaning

For years and years, God had promised to send a Savior to save us from our sins. For years and years, people waited and watched...and they watched and waited. At last, Jesus came! He taught the people about God and did amazing things. He showed them that He was God's Son, the Savior God had promised.

But what did people have to do, if they were to be forgiven by God for their sins? Jesus told them: "Repent and believe in the gospel--the good news that Jesus was God's Son, the Savior, sent to save them. We can be forgiven, too, when we repent (that is, turning away disobeying God and turning to live for God, instead) and believe that Jesus is God's Son, the Savior. God loves to help us do this. Ask Him!"

Bible Truth 4 ACTS Prayer

- A** God, we praise You for being so full of love and mercy! You call us to repent and believe in Jesus that we might be saved.
- C** We confess that we often disobey You and Your good ways. We choose to live life our own way, not Yours. We need a Savior!
- T** Thank You, God, for offering us salvation through Jesus, when we repent of our sins and trust in Jesus as our Savior.
- S** God, work in our hearts. Help us to trust in Jesus as our Savior. Help us to joyfully obey You. You know what is best for us and what brings You glory. In Jesus' name we pray. Amen.

Big Question 3, Bible Truth 4 Overview: Key Concepts

p.2

Bible Truth 4 Story

The Case of the Changes in Cruddy Crete

Titus

Songs Used in Bible Truth 4

Big Question 3 Bible Verse Song: For God So Loved the World John 3:16

Extra Big Question 3 Bible Verse Song: For God So Loved the World John 3:16 (version 2)

Extra Big Question 3 Bible Verse Song: For God So Loved the World John 3:16 (version 3)

Big Question 3 Hymn: And Can It Be, v.1 Refrain

Big Question 3 Praise Song: I Have Decided to Follow Jesus

Bible Truth 4 Bible Verse Song: The Time Has Come Mark 1:15

Extra Bible Truth 4 Bible Verse Song: Help Us, O God, Our Savior Psalm 79:9

listen to or download songs for free at <https://praisefactory.org>: Deep Down Detectives Music page

1. GETTING STARTED



= follow the stars for a short & simple lesson plan

Intake Activity Ideas	Choose one of these open-ended activities to include children as they join the class:
Free Play Time <i>suggestions in Appendix D</i>	★ Offer your own or some of the easy-to-make, free play activities suggested in Appendix D.
OR Sing-along Music Time <i>lyrics and sheet music, Appendix A</i> <i>listen to or download songs for free at https://praisefactory.org:Deep Down Detectives Music page</i>	<p>Music from Deep Down Detectives (DDD) NIV Songs 3:</p> <p>Big Q & A 3 Song <i>DDD NIV Songs 3, track 12</i></p> <p>Big Question 3 Song <i>DDD NIV Songs 3, track 13</i></p> <p>Big Question 3 (Unit) Bible Verse Song: For God So Loved the World John 3:16 <i>DDD NIV Songs 3, track 14</i></p> <p>Extra Big Question 3 (Unit) Bible Verse Song: For God So Loved the World John 3:16 <i>DDD NIV Songs 3, track 15</i></p> <p>Extra Big Question 3 (Unit) Bible Verse Song: For God So Loved the World John 3:16 (version 3) <i>DDD NIV Songs 3, track 16</i></p> <p>Big Question 3 Hymn: And Can It Be, v.1 Refrain <i>DDD NIV Songs 3, track 17</i></p> <p>Big Question 3 Praise Song: I Have Decided to Follow Jesus <i>DDD NIV Songs 3, track 18</i></p> <p>Bible Truth 4 Bible Verse Song: The Time Has Come Mark 1:15 <i>DDD NIV Songs 3, track 22</i></p> <p>Extra Bible Truth 4 Bible Verse Song: Help Us, O God, Our Savior Psalm 79:9 <i>DDD NIV Songs 3, track 23</i></p> <p><i>Add more fun to Sing-along Music Time by adding a Music, Movement & Memory Activity. These activities are listed on p.10 of this lesson plan with the Response Activities. Instructions found in Appendix B.</i></p>
OR Bible Verse Memory Game <i>instructions found in Appendix B</i>	<p>Lesson 1 Game: Animal Cube</p> <p>Lesson 2 Game: Fill'er Up</p> <p>Lesson 3 Game: Lily Pad Jump</p> <p><i>These activities are also included on p.10 of this lesson plan with the Response Activities.</i></p>
2. OPENING CIRCLE TIME (introduce the Bible Truth and tell the related Bible story)	
Gathering the Children <i>lyrics and sheet music, Appendix A</i>	<p><i>Sing verse 1 of The Classroom Song to gather the children for Circle Time.</i></p> <p>The Classroom Song, verse 1 <i>DDD NIV Songs 3, track 1</i></p> <p>Let's gather together to worship God, Let's gather together to worship God, Let's gather together to worship God, Come gather here with me!</p>
Welcome to Deep Down Detectives	★ "Welcome to Deep Down Detectives. We're so glad you've joined us! Detectives are people who look for answers to questions. In Deep Down Detectives, we look for answers to big questions about God. We dig deep down in the truths of God's Word to find them."

2. OPENING CIRCLE TIME, continued

★ = follow the stars for a short & simple lesson plan

<p>Deep Down Detectives Theme Song</p> <p><i>Lyrics and sheet music, Appendix A</i></p>	<p>“Let’s sing our Deep Down Detectives Theme Song.”</p> <p>★ Deep Down Detectives Theme Song <i>DDD NIV Songs 3, track 5</i></p> <p>We’re Deep Down Detectives, diggin’ deep in God’s Word, For truths about God and His plans for this world, We’re seeking to love Him, with all of our heart, We’re Deep Down Detectives! Come on! Let’s start!</p>
<p>Classroom Rules Song</p> <p><i>Lyrics and sheet music, Appendix A</i></p>	<p>There are two very important things that Deep Down Detectives do together: we worship God and we love one another. Our Classroom Rules Song reminds us how we should act. Let’s sing it.”</p> <p>Classroom Rules Song <i>DDD NIV Songs 3, track 6</i></p> <p>Shh, be quiet while someone is talking, Raise your hand, if you have something to say, Don’t touch your friend, sitting beside you, Obey your teachers, Be kind as you play. These are our classroom rules, These are our classroom rules, They help us worship God and love one another, These are our classroom rules.</p>
<p>Opening Prayer Time</p> <p><i>Lyrics and sheet music, Appendix A</i></p>	<p>“Children, we need God’s help to keep these rules. Let’s ask Him to help us right now. Let’s get ready and pray.”</p> <p>Let’s Pray <i>DDD NIV Songs 3, track 7</i></p> <p>1-2-3! Fold your hands, Bow your head, Close your eyes. Let’s pray! (<i>repeat</i>)</p> <p>“Let’s pray:”</p> <p>★ Opening Prayer</p> <p>Dear Lord, We’re so glad to get to gather together to worship You! Please help us keep the classroom rules. Please help us to love You and learn about You today. In Jesus’ name we pray. Amen.</p>

2. OPENING CIRCLE TIME, continued



= follow the stars for a short & simple lesson plan

Reveal the Big Question
Introduce the Big Question Box/Briefcase

lyrics and sheet music, Appendix A

“Detectives INVESTIGATE things. That means they ask questions and look for answers. Deep Down Detectives investigate big questions about God. The Big Question we are investigating today is right inside our Big Question Box/Briefcase.

The Big Question Box Song

DDD NIV Songs 3, track 8

We’ve got a big box,
All closed up and locked,
Filled with the truths of God’s Word.

We’ve got a brief case,
There’s no time to waste,
Come on, kids, let’s open it up!

The Big Question under Investigation

VISUAL AID



of BQB

Big Question & Answer Sign, front side

**found in the DDD Unit 3 Visual Aids, NIV Book*

Ok, who would like to open for me and pull out the Big Question?”

Choose a child to open the box/briefcase, take out the Big Question and hand it to you, then hold up the Big Question sign for all the children to see, and say:

The Big Question we are investigating today is Big Question Number 3:

What is the Gospel?

and the Answer is:

It’s Salvation through Faith in Jesus Christ!

Big Question Meaning

Gospel means “good news.” In the Bible, the gospel is the good news that God sent His Son Jesus to save sinners like you and me from the punishment we deserve for our sins. That salvation is ours when we turn from our sins and trust in Jesus as our own Savior. Now that is good news indeed!

Big Question Songs

“Let’s sing our Big Question Song:

Big Q & A 3 Song

Big Q & A 3 Song

DDD NIV Songs 3, track 12

(adapted version of “Oh, My Darlin’ Clementine”)

lyrics and sheet music, Appendix A

What’s the gospel?
What’s the gospel?
Can you tell me what it is?
It’s salvation through faith in Jesus,
That’s what the gospel is. (repeat)

2. OPENING CIRCLE TIME, continued

★ = follow the stars for a short & simple lesson plan

Learning about the Big Question



Repeat the Big Question and Answer again:

"What Is the Gospel? It's Salvation through Faith in Jesus Christ!"

Say: "Hmmm, I wonder what that means... Let's do our action rhyme/sing our song that explains it."

Then do the action rhyme /sing song using any of the optional motions suggested, if desired.

Big Question (Action Rhyme) Song

lyrics and sheet music, Appendix A

Big Question 3 Action Rhyme/ Song

DDD NIV Songs 3, track 13

Refrain:

What is the gospel?

G-O-S-P-E-L?

What is the gospel?

Can anybody tell me?

What is the gospel?

Yes, I know what it is!

Salvation through faith in Christ,

That's what the gospel is.

"G" is for God, our good King and Creator,

O, we should obey Him,

but instead we're disobeyers,

So S, we need a Savior to save us from our sins,

That Savior is Jesus, who "P" took the punishment.

Yes, Jesus died upon the cross,

the perfect sacrifice,

Then on Day Three, He rose again

To prove He'd won the fight,

And now "E" everyone who repents

and believes in Him,

He gives "E-L" eternal life:

forever life with Him. *Refrain*

(POSSIBLE ACTIONS)

Make question gesture with your arms (arms bent and palms facing upward)

Point out to others in a arc movement

Point up to God

Make a grumpy face

Use your index fingers to make a cross

Use your index fingers to make a cross

Hold up three fingers, then straighten arm up and point up with one finger

Make prayer hands

Raise hands and waggle them back and forth (celebrating)

2. OPENING CIRCLE TIME, continued



= follow the stars for a short & simple lesson plan

Learning the Bible Truth

VISUAL take out

AID



of BQB

VISUAL AID

All the Bible Truths Sign

★ "It's salvation through faith in Jesus Christ" is a good beginning, but there's so more to learn. So it's time for us to dig down even deeper for more answers to our Big Question about God. We're going to be learning **FOUR** Bible truths that all tell us more about the wonderful good news of God--the gospel.

Who would like to hand me the picture with our four Bible truths on it? It's in the Big Question Box/Briefcase." Choose a child to get it and hand it to you, then hold it up and show them the pictures of the four truths they will be learning.

Bible Truth Clue

VISUAL take out

AID



of BQB

Bible Truth Clue Sign,

front side

VISUAL AID

After everyone has had a good look, say...

"Ok, we've learned three truths about the gospel. They are: "God made us and we should obey Him", "We have all disobeyed God and deserve His punishment"; and, "God sent Jesus to pay for the sins of God's people." (point to pictures as you identify each Bible Truth). Now let's look at our Bible Truth Clue sign and see if we can figure out which of these four truths we will be learning about today. Who would like to get it out of the Big Question Briefcase for me?"

Choose a child to open the briefcase, take out the Bible Truth Clue sign and hand it to you. Hold up the front side for the children to see. Cover up the answer, written along the bottom, and say:

"What Is the Gospel?

It's Salvation through Faith in Jesus Christ...

God saves all who ???? of their sins and trust in Jesus as their Savior!"

Hint

We're missing one word. Here's the hint to what the missing word is. It says: "What's the Bible word for turning away from disobeying God? It rhymes with "cement."

Can you guess? It's "repent."

So the Bible Truth we are learning today is:

uncover answer from bottom of sign, show it to them and say:)

★ **"What Is the Gospel?**

It's Salvation through Faith in Jesus Christ...

God saves all who REPENT of their sins and trust in Jesus as their Savior!"

★ And here is what this Bible Truth means: (read the meaning off of the back of the sign, say:)

God is our good Creator and King. He made us to know Him, love Him and obey His good laws. But sadly, we all have chosen to disobey God and His good laws. We deserve His punishment for our sins. We have all turned away from Him.

But God has made a way for us to be forgiven our sins and to become His people. In His great love and mercy, God sent His Son, Jesus, to be our Savior. Jesus lived a perfect life. He never disobeyed God. He offered up His life as the full payment for sin when He suffered and died on the cross. On the third day, He rose from the dead. Jesus had done it! He had beaten sin and death for God's people!

How can we become one of God's people? Who can receive God's gift of forgiveness? All who repent of their sins and trust in Jesus as their Savior. Repent means to stop living a life full of disobeying God and to start living to please God, instead. God can help us repent and believe. Ask Him!

How wonderful it is to be one of God's people! To have special closeness with God by His Holy Spirit living in your heart now. And one day, to go live with God forever. That will be best of all!

Bible Truth Meaning

2. OPENING CIRCLE TIME, continued

★ = follow the stars for a short & simple lesson plan

Learning the Bible Verse

"And how do I know this is true? God tells me so in His special book, the Bible."

The Bible Chant Song

Say or sing the Bible Chant Song.

DDD ESV Songs 3, track 9

lyrics and sheet music, Appendix A

The Bible Chant Song

The Bible, the Bible,
Let's get out the Bible.
Let's hear what God has to say.
The Bible, the Bible,
God's given us the Bible.
It's His Word for us to learn and obey! Yay!

Bible Verse

DDD 3.4 Bible Verse-front side (in the DDD Bible folder)

"Who would like to get our Bible folder out of the Big Question Briefcase for me?"

VISUAL AID Place verse in take out

Choose a child to open the briefcase, take out the "Bible" folder and hand it to you. Remove the Bible Verse Picture from the "Bible" folder and hold it up for all the children to see, then say:



Mark 1:15 tells us:

**found in the DDD Unit 3 Visual Aids, NIV Book*

★ **Mark 1:15**

"The time has come," he said. "The kingdom of God is near. Repent and believe the good news!"

Learn a Little: "Repent and believe the good news!"

Bible Verse Meaning

★ **What does that mean?**

For years and years, God had promised to send a Savior to save us from our sins. For years and years, people waited and watched...and they watched and waited. At last, Jesus came! He taught the people about God and did amazing things. He showed them that He was God's Son, the Savior God had promised.

But what did people have to do, if they were to be forgiven by God for their sins? Jesus told them: "Repent and believe in the gospel--the good news that Jesus was God's Son, the Savior, sent to save them. We can be forgiven, too, when we repent (that is, turning away disobeying God and turning to live for God, instead) and believe that Jesus is God's Son, the Savior. God loves to help us do this. Ask Him!

2. OPENING CIRCLE TIME, continued



= follow the stars for a short & simple lesson plan

**Bible Verse
Song**

*lyrics and sheet music,
Appendix A*

You might also enjoy:

*Help Us, O God, Our Savior
Psalm 79:9,
DDD NIV Songs 3,
track 23*

We've said our Bible verse, now let's sing it!

The Time Has Come: Mark 1:15



DDD NIV Songs 3, track 22

"The time has come," he said,
"The kingdom of God is near.
Repent and believe the good news."

"The time has come," he said,
"The kingdom of God is near.
Repent and believe the good news."
Mark One, fifteen.

2. OPENING CIRCLE TIME, continued

★ = follow the stars for a short & simple lesson plan

<p>Getting into the Case</p>	<p>"Now it's time to do a bit more deep down investigating. Let's see what Detective Dan wants us to help him figure out. Would someone like to get it out for me?"</p>
<p>Listening Assignments</p> <p>Place in  take out  of BQB</p>	<p>NOTE: Listening assignments are most suitable for ages 3+. Skip straight to the Bible story (see bottom of this page), if working with 2 year olds.</p> <p>"Let's open up our listening assignment and see what we are supposed to figure out today.</p> <p><i>Choose a child to take out the Listening Assignment (from the DDD Bible Folder) and hand it to you. Read Detective Dan's letter to the children that includes the listening assignment. The listening assignments are summarized below:</i></p>
<p>VISUAL AID</p> <p></p> <p>DDD Unit 3 Visual Aids, NIV</p>	<p>Detective Dan's Lesson #1 Listening Assignment:</p> <p>I need to find out: Cruddy is a word that means something is no good.</p> <p>1. What was Crete and what was so cruddy about it? 2. Who changed in Crete? How did they change?</p>
<p>VISUAL AID</p> <p></p> <p>DDD Unit 3 Visual Aids, NIV</p>	<p>Detective Dan's Lesson #2 Listening Assignment: Our Bible Verse is Mark 1:15: "The time has come," he said. "The kingdom of God is near. Repent and believe the good news!"</p> <p>I need to find out:</p> <p>1. Who went to Crete to tell the people to repent and believe? 2. What was the gospel that he wanted them to repent and believe in?</p>
<p>VISUAL AID</p> <p></p> <p><i>*Listening Assignment #3 includes the Assignment Sheet, plus 6 clue pictures*</i></p> <p>DDD Unit 3 Visual Aids, NIV</p>	<p>Detective Dan's Lesson #3 Listening Assignment:</p> <p>I found six clues, but only 4 of them are in the story. They are: A liar; a palm tree; a pizza; a pair of shoes; a man named Titus; and, a lazy, over-eater.</p> <p><i>Hold each of them up for the children to see as you identify them.</i></p> <p>I need to figure out:</p> <p>1. Which four belong in our story? 2. Who repented of their sins and asked God for forgiveness? Who helped them do this?</p>
<p>Tell the Bible Story</p> <p>Place story & pics in  take out  of BQB</p> <p>DDD Unit 3 Visual Aids, NIV</p> <p>Story text included in this book right after this lesson plan and in Visual Aids book</p>	<p>★ Then say, "Ok, Deep Down Detectives! Put on your best listening ears and see if you can hear the answers to Detective Dan's questions. When I finish telling the story, we will see if we can answer all the questions."</p> <p>★ Bible Story: The Case of Cruddy Crete <i>Titus</i></p> <p><i>Read the Bible Truth story, putting up the Storyboard Pictures/holding up the Story Scenes as you tell it. Then have the children answer the listening assignment, present the gospel and lead in prayer.</i></p> <p><i>*Answers to questions, the gospel and ACTS prayer are included with the story text.*</i></p>

2. OPENING CIRCLE TIME, continued

★ = follow the stars for a short & simple lesson plan

<p>Story Response Song(s)</p> <p>Hymn</p> <p><i>lyrics and sheet music, Appendix A</i></p>	<p><i>As attention span and time allow, you might want to end with one of the following songs which also tie in with the unit. If desired, use the Music and Movement activity ideas while singing (listed with the Response Activities).</i></p> <p>And Can It Be <i>DDD NIV Songs 3, track 17</i></p> <p>Refrain</p> <p>Amazing love, how can it be? That thou, my God, should die for me? Amazing love, how can it be? That thou, my God, should die for me?</p> <p>Tie-in: "God's love is amazing! How He loves His people! They deserved the full punishment for their sins. They deserved to die and be separated from God forever. But Jesus came to die for the sins of all who would ever turn from their sins and trust in Him as their Savior. He died in their place. He took their sins, so that they could be forgiven and live as God's people forever. When we turn from our sins and trust in Jesus as our Savior, then His death pays for our sins, too. We, too, can know God now in our hearts; and one day, go to live with Him forever."</p>
--	--





<p>Praise Song</p> <p><i>lyrics and sheet music, Appendix A</i></p>	<p>Praise Song: I Have Decided to Follow Jesus <i>DDD NIV Songs 3, track 18</i></p> <p>I have decided to follow Jesus, I have decided to follow Jesus, I have decided to follow Jesus, No turning back, no turning back.</p> <p>Tie-in: "God offers to forgive our sins when we turn away from a life of disobeying Him and trust in Jesus as our Savior. He gives us eternal life and makes us His people. God's people love God and want to please Him. Every day they ask God to help them to follow Jesus in how they live. They want to love God and others the way Jesus did. God loves to answer this prayer. He promises to send the Holy Spirit to help them do this."</p>
--	--

3. TAKING ACTION: Response Activities *(choose from among these activities)*

<p>Transition to Activities</p>	<p>★ Well, Deep Down Detectives, you've done a great job diggin' deep down for answers in the truths of God's Word. Now it's time to enjoy some activities."</p> <p><i>Tell children what activity/s you are providing for them: either free play or some of the response activities listed below. When you are ready to dismiss them, use this song to help the children transition in an orderly fashion to their next activity.</i></p>
--	--

<p>Classroom Song, verse 2</p> <p><i>lyrics and sheet music, Appendix A</i></p>	<p>"Children, let's sing our Time to Play Song. When we are finished you may get up and walk over to our next activity."</p> <p>Classroom Song, verse 2 <i>DDD NIV Songs 3, track 2</i></p> <p>We've gathered together to worship God, We've gathered together to worship God, And now it's time to play.</p> <p><i>Dismiss the children to whatever activities you have prepared for them to do.</i></p>
--	---

3. TAKING ACTION: Response Activities (choose from among these activities) ★ = short & simple lesson plan

<p>Response Activities</p>	<p>Choose one or more activities appropriate for your children, based on classroom time and developmental needs. Add the Discussion Sheet to any activity for deeper learning. ★</p>	
<p>Bible Verse Memory Game</p> <p><i>game directions, Appendix B</i></p>	<p>Though listed with the opening activities, you may choose to use this Bible verse game here instead (or as a repeat).</p> <ul style="list-style-type: none"> • Lesson 1 Game: Animal Cube • Lesson 2 Game: Fill'er Up • Lesson 3 Game: Lily Pad Jump 	 <p>Discussion Questions</p>
<p>Music, Movement & Memory Activity</p> <p><i>game directions, Appendix B</i></p>	<p>A music activity that uses the songs from the Bible Truth and Big Question unit.</p> <ul style="list-style-type: none"> • DDD Songs for this Bible Truth, plus: • Lesson 1 Activity: Bottle Shakers • Lesson 2 Activity: March 'n' Say • Lesson 3 Activity: Clap, Tap and Say 	 <p>Discussion Questions</p>
<p>Bible Story Review Game</p> <p><i>game directions, Appendix B</i></p>	<p>A game that uses the storyboard pictures from the story to review the story.</p> <ul style="list-style-type: none"> • Lesson 1 Game: Run to the Grocery Store • Lesson 2 Game: Who's in the Basket? • Lesson 3 Game: Going Fishing 	 <p>Discussion Questions</p>
<p>Coloring Pages/ Take Home Sheets</p> <p><i>in Appendix C</i></p> <p>★</p>	<p>A coloring page related to the lesson assignment question is provided for each lesson. On the back of each are the key concepts, a few questions and a song for parents to use with their children.</p> <p>NOTE: Upgrade your coloring sheet to a more interesting craft by offering simple embellishments, such as jiggly eyes, craft sand, glitter, glitter glue, colored paper dots (made with a hole punch), fabric scraps, etc. Make cut-to-size glued-on clothes, hair, etc for characters by using a copy of the coloring sheet, cutting out the selected portions and making them the patterns for whatever you want to cut out of fabric, paper, foil, etc.</p> <ul style="list-style-type: none"> • Lesson 1 Coloring Sheet Emphasis: Bible Truth • Lesson 2 Coloring Sheet Emphasis: Bible Verse • Lesson 3 Coloring Sheet Emphasis: ACTS Prayer 	 <p>Discussion Questions</p>
<p>Extra Crafts: Big Question Craft</p> <p><i>in Appendix C</i></p> <p>Bible Verse Craft</p> <p><i>in Appendix C</i></p> <p>Bible Story Puzzle</p> <p><i>in Appendix C</i></p>	<p>These crafts are slightly more complex than the coloring/take home sheets:</p> <p>The Bible Concept Go-and-Tell Craft is a craft that summarizes the Bible concept and includes the Bible verse is included for those desiring more than a coloring sheet. This more complex craft will involve gluing, sticking, etc. Can be used at any time.</p> <p>The Bible Story Coloring Sheet provides a tie in between the Bible story and the Bible truth they are learning.</p> <p>The Storyboard Picture Placement Page has been made into a puzzle that can be cut out and re-assembled by the children. This provides a nice summary of the story.</p>	
<p>Free Play Activities ★</p> <p><i>ideas in Appendix D</i></p>	<p>Offer your own or some of the easy-to-make, free play activities suggested in Appendix D.</p>	

4. CLOSING CIRCLE TIME *(End-of-session activities for the last 5-10 minutes of class time)*

★ = short & simple lesson plan

<p>Transition to Closing Circle</p> <p>Classroom Song, verse 3</p> <p><i>lyrics and sheet music, Appendix A</i></p>	<p><i>Use this song to help the children transition in an orderly fashion. Start singing this song and ask the children to gather with you for Closing Circle Time.</i></p> <p>Classroom Song, verse 3 <i>DDD NIV Songs 3, track 3</i></p> <p>It's time to get ready to go and tell, It's time to get ready to go and tell, Come gather here with me.</p>
<p>Closing Circle Time</p> <p>Classroom Song, verse 4</p> <p><i>lyrics and sheet music, Appendix A</i></p>	<p><i>When children are settled in the circle, say:</i></p> <p>"It's almost time for your parents to come pick you up. And do you know what that means? It means.... (draw this out to build anticipation and excitement)...that it's almost time to go home and....it's almost time to...Go and Tell! We have learned some big news about God today. God wants us to take and tell it to the whole world!"</p> <p>Classroom Song, verse 4 <i>DDD NIV Songs 3, track 4</i></p> <p>So what's our big news to go and tell, So what's our big news to go and tell, Can you tell me now?</p>
<p>Big News to Tell Big Question 3</p> <p>VISUAL AID</p> <p>#1</p> <p><i>*found in the DDD Unit 3 Visual Aids, NIV Book</i></p> <p><i>lyrics and sheet music, Appendix A</i></p> <p>Big Question 3, Bible Truth 4</p> <p>VISUAL AID</p> <p>#3</p>	<p>"Let's see....there's so much big news to tell! There's so much we've learned!</p> <p>First of all, can you tell me the answer to our Big Question: "What is the gospel?" <i>Hold up the Bible Truth Clue Picture.</i></p> <p>Say the answer with me: "It's salvation through faith in Jesus Christ!"</p> <p><i>(If desired, you can sing one/both of the Big Question songs.)</i> <i>DDD NIV Songs 3, tracks 12,13</i></p> <p>And what's one way He does this? What did we learn? <i>Point to the picture.</i></p> <p>God saves all who repent of their sins and trust in Jesus as their Savior!"</p>
<p>Big Question 3 Bible Truth 4 Bible Verse</p> <p>VISUAL AID</p> <p>#4</p> <p><i>*found in the DDD Unit 3 Visual Aids, NIV Book</i></p> <p><i>lyrics and sheet music, Appendix A</i></p>	<p>"And how do I know this is true? Can you tell me? Say it with me: "The Bible tells me so!"</p> <p>That's right!</p> <p>We learned: Mark 1:15:</p> <p>"The time has come," he said. "The kingdom of God is near. Repent and believe the good news!"</p> <p>Learn a Little: "Repent and believe the good news!"</p> <p>What It Means: For years and years, God had promised to send a Savior to save us from our sins. For years and years, people waited and watched...and they watched and waited. At last, Jesus came! He taught the people about God and did amazing things. He showed them that He was God's Son, the Savior God had promised.</p> <p>But what did people have to do, if they were to be forgiven by God for their sins? Jesus told them: "Repent and believe in the gospel--the good news that Jesus was God's Son, the Savior, sent to save them. We can be forgiven, too, when we repent (that is, turning away disobeying God and turning to live for God, instead) and believe that Jesus is God's Son, the Savior. God loves to help us do this. Ask Him!</p> <p><i>(If desired, you can sing the Bible verse song.)</i> <i>DDD NIV Songs 3, track 22</i></p>

4. CLOSING CIRCLE TIME, continued



= follow the stars for a short & simple lesson plan

<p>Closing ACTS Prayer Time</p> <p>ACTS Prayer Chant</p> <p><i>lyrics and sheet music, Appendix A</i></p>	<p><i>Let's ask God to help us to remember this and even tell others this good news. Let's get ready and pray our ACTS prayer.</i></p> <p><i>And what does ACTS mean? Let's sing/say our ACTS Prayer Chant!</i></p> <p>ACTS Prayer Chant Song <i>DDD NIV Songs 3, tracks 10,11</i></p> <p>A, Adoration, God, we praise You! C, Confession, Forgive us our sins. That's the ACTS prayer, my friend, T, Thanksgiving, Thank You for Jesus, Bow your head, Close your eyes, Shhh, S, Supplication, Help us to live like Him.. Let's begin.</p>
<p>Closing ACTS Prayer</p>	<p>"Let's pray!"</p> <p><i>Lead the children in the ACTS prayer for this Bible Truth.</i></p> <p>A God, we praise You for being so full of love and mercy! You call us to repent and believe in Jesus that we might be saved.</p> <p>C We confess that we often disobey You and Your good ways. We choose to live life our own way, not Yours. We need a Savior!</p> <p>T Thank You, God, for offering us salvation through Jesus, when we repent of our sins and trust in Jesus as our Savior.</p> <p>S God, work in our hearts. Help us to trust in Jesus as our Savior. Help us to joyfully obey You. You know what is best for us and what brings You glory.</p> <p>In Jesus' name we pray. Amen.</p>
<p>5. TAKING IT HOME <i>(Take Home Sheet)</i></p>	
<p>Clean up and Dismissal</p>	<p>★ "Now it's time to work together and clean up." <i>Have the children join you in cleaning up the room.</i></p>
<p>Coloring Pages/ Take Home Sheets</p> <p><i>in Appendix C</i></p>	<p>★ <i>Give out the craft/take home sheet and any other papers from the session, as you dismiss children from class.</i></p> <p><i>(Reminder: The back side of the coloring page is the take home sheet for each lesson.)</i></p>
<p>Bible Story to Take-Home</p> <p><i>in Appendix C</i></p>	<p>You may also want to include a copy of the story along with the take home sheet. (However, each coloring sheet/take home sheet includes a note to parents telling where they can download the story from the Parent Resources section on the website.)</p>

The Case of the Changes in Cruddy Crete*Titus***Story-telling Tips**

Ahead of time:

1. Read the Bible verses and story. Pray!
2. Choose story action cues and prepare storyboard figures/Story Scenes, if using. (In Visual Aids book)
3. Practice telling story with the storyboard figures/Story Scenes, timing your presentation. Shorten, if necessary.

During your presentation:

1. Maintain as much eye contact as possible as you tell the story.
2. Put up storyboard figures/add story action cues/hold up Story Scenes as you tell the story. Allow the children to help you put them on the board, if desired.
3. Include the children in your story with a few questions about what they think will happen or words/concepts that might be new to them.
4. Watch the kids for signs that their attention span has been reached. Shorten, if necessary.

INTRODUCTION/ LISTENING ASSIGNMENTS (Optional)

“Our story is called: The Case of the Changes in Cruddy Crete. Here is your listening assignment... ” *Read the assignment for your lesson using Detective Dan’s Listening Assignment sign or the text below:*

Detective Dan’s Lesson #1 Listening Assignment:

I need to find out:

Cruddy is a word that means something is no good.

- 1. What was Crete and what was so cruddy about it?**
- 2. Who changed in Crete? How did they change?**

Detective Dan’s Lesson #2 Listening Assignment:**Our Bible Verse is Mark 1:15:**

“The time has come,” he said. “The kingdom of God is near. Repent and believe the good news!”

I need to find out:

- 1. Who went to Crete to tell the people to repent and believe?**
- 2. What was the gospel that he wanted them to repent and believe in?**

Detective Dan’s Lesson #3 Listening Assignment:

I found six clues, but only 4 of them are in the story.

They are: A liar; a palm tree; a pizza; a pair of shoes; a man named Titus; and, a lazy, over-eater.

Hold each of them up for the children to see as you identify them.

I need to figure out:

- 1. Which four belong in our story?**
- 2. Who repented of their sins and asked God for forgiveness? Who helped them do this?**

Read the assignment questions, THEN SAY,

“Ok, Deep Down Detectives! Put on your best listening ears and see if you can hear the answers to Detective Dan’s questions. When I finish telling the story, we will see if we can answer all the questions.”

Read the Bible Truth story, answer questions, present the gospel and lead in prayer.

Answers to questions; the gospel; and, ACTS prayer are included with the story text.

The Case of the Changes in Cruddy Crete *Titus**Story with lines separating paragraphs (text in bold, optional interaction cues in italics)***This story is an island story. Do you know what an island is?***What can you tell me about an island?***It's a little piece of land stuck out in the middle of a big piece of water, such as a sea or an ocean. The island in this story was very famous for something. Let's think what it might be.****Some islands are famous for their tall, volcano mountains that spray out smoke and hot lava. THIS island had tall, volcano mountains with smoke and lava... but that's not what it was famous for.****Some islands are famous for their beautiful, sandy beaches with palm trees blowing in the breeze and colorful fish swimming in the clear, blue water. THIS island had beautiful beaches with swaying palm trees. It had colorful fish swimming in the clear water... but that's not what it was famous for.****Some islands are even famous for their tasty, island food and their good, island people. Ah...and NOW we're getting very close to what THIS island was famous for. Because, while this island DID have tasty, island food that was yummy in your tummy, it was famous for NOT having that other thing I just told you about. Can you remember what it was?***Can you remember?***It was good, island people! Yes, THIS island was famous for its BAD, island people. And that's why, though the name of this island was really just "Crete," most people thought of it more like "Cruddy Crete." (Cruddy is a word that means something is no good.) This island was filled with many bad people doing many bad things. There were liars and cheaters, and lazy, over-eaters, just to name a few. And that's why "Cruddy Crete" was really a very good nickname for the island of Crete.****Many people stayed away from Cruddy Crete. After all, why would anyone want to go to a place like this with all these bad people doing all these bad things? Surely there were other islands with beaches and fish and volcanoes and tasty food that had GOOD island people. So why go to one with such BAD people on it?***Does this sound like an island you would like to visit?***Cruddy Crete certainly doesn't sound like any place I would like to visit; but, our story is about two men—Paul and Titus-- who very much wanted to go there. And as crazy as it sounds, they wanted to go there for the very reason that you and I might NOT want to: all those bad people! There was something very important that Paul and Titus wanted to tell them.****Can you guess what it was that Paul and Titus wanted to tell them?***What do you think they wanted to tell them?***Paul and Titus wanted to tell the people of Cruddy Crete the gospel—the good news that Jesus, the Savior had come and could save them--even them--from their sins.**

Story with lines separating paragraphs (text in bold, optional interaction cues in italics)

You see, sinners—people who disobey God and His good ways—were exactly the kind of people Jesus had come to save. And Jesus was such a great Savior that there were no people too cruddy and no hearts too full of sin that Jesus could not save them. Jesus could save even the WORST of sinners—even people as bad as those on Cruddy Crete.

Perhaps that’s why Paul wanted to go to Crete so very much. Paul had once been a bad sinner like them. He had been a hater of Jesus. He had done many bad things to hurt Jesus’ followers. He had even wanted them dead! Paul deserved God’s punishment for all the bad things he had done; but, God chose to forgive Paul’s sins through Jesus, instead. Paul trusted in Jesus as his Savior and repented of his sins. God saved Paul and changed him. Paul was so grateful to God for forgiving his sins! And if there was one thing Paul loved to tell others, it was how God could save and change them, too.

So off Paul went with his young friend, Titus. They headed by boat to Cruddy Crete to tell the people the good news of the gospel. Paul and Titus sailed over the wavy seas for many days. At last they were so far out to sea that there was nothing to see but water. Where was Crete? Were they lost? Then, “Land, ho!” Someone spotted an island in the distance. It was Crete—Cruddy Crete—at last!

When Paul and Titus got to Crete, they saw the volcano mountains, and the sandy beaches, and the colorful fishes swimming in the clear waters. They saw the swaying palm trees and tasted the good, island food. Then they met the island people; and yep, those people were cruddy, all right! Liars and cheaters and lazy, over-eaters, just to name a few. Oh, how these people needed to know about the Savior, Jesus!

Paul and Titus went right to work. From town to town they walked, sharing the good news of Jesus everywhere they went—with the liars and the cheaters and the lazy, over-eaters and everyone else who would listen. And this is the good news of the gospel they shared:

God is the good King and Creator of the world. He made us and gave us His good laws to live by. But we have all chosen to disobey God and we deserve His punishment! We need a Savior to save us from our sins. God, Himself, provided that Savior-- His very, own Son, Jesus. Jesus came to earth. He lived a perfect life, then on the cross He suffered and died as the perfect sacrifice for the sins of God’s people. Jesus rose up from the dead on the third day in victory. Now all who turn away from their sins and trust in Jesus as their Savior will be saved! They will be God’s special people and live with Him forever. “Come, repent; come, believe in Jesus! Come, be saved from your sins!” Paul urged the people of Cruddy Crete.

What would happen? Would they believe? Would they repent?

What do you think happened?

God worked in the hearts of the liars, and the cheaters, and the lazy over-eaters as they listened to Paul preach. They could see that they were sinners. They could see that they needed a Savior. They wanted God’s forgiveness through Jesus.

But what ELSE had Paul told these people they needed to do to be saved? It wasn’t only BELIEVE. There was something else they needed to do. Can you remember what it was?

Can you tell me what it was?

They needed to REPENT and believe. Uh oh! Now THAT might be trouble for the people of Cruddy Crete. That meant it wasn’t enough for those cruddy people of Crete to just BELIEVE that Jesus was the Savior. That meant it wasn’t enough for them just to TRUST in Him as their Savior. It might be easy to just believe and trust.

Story with lines separating paragraphs (text in bold, optional interaction cues in italics)

They needed to **REPENT** of their sins, too. They needed to **change the way they were living**, too. It didn't mean they would be perfect and never sin again. Only Jesus could live a perfect life. But, it **DID** mean that they turned away from lying and cheating and lazy, over-eating as their way of life. They would choose to live for God, instead.

WOULD the people of Cruddy Crete do this? **COULD** they do this? They had been such bad people, living their own way for so long!

What do you think? Could they turn away from their sins?

Yes, they **COULD**; and yes, they **WOULD**! How? God, Himself, would help them live for Him! He was working in their hearts. He was helping them not only trust in Jesus as their Savior, but also to repent of their sins. This is the power of the gospel! He would help those liars turn from their lying, and those cheaters to turn from their cheating, and those lazy over-eaters to turn away from their lazy over-eating! Yes! He would help them **ALL** to turn away from living their bad lives...and He would keep on helping them trust in Jesus and live for Him the **REST** of their lives. God would always be their helper!

So right then and there, many people in Cruddy Crete repented of their sins and trusted in Jesus as their Savior. And before long, there were little groups of believers in every town on the island. How happy that made Paul and Titus!

Paul soon set sail for other lands. There were so many more people he wanted to share the good news of Jesus with!

But Titus stayed right there in Crete, caring for these new believers as their pastor. Titus loved them and prayed for them and taught them the Bible. What a lot of help these people needed! After all, this was Cruddy Crete, where wicked ways were right at home. All around them were people who **STILL** were liars and cheaters and lazy, over-eaters! And that cruddy, ole sin was so tempting! It kept wanting to creep right back into their lives and it made it very hard for those new believers to keep on loving God and living for Him. Oh, how they wanted to love God and live for Him; but oh, how they struggled!

Far away in Corinth, Paul heard about their struggles. He wrote a letter to encourage them. Zenas and Apollos sailed over the wavy seas to Crete and gave it to Titus. This is what Titus read:

Dear Titus,

I know things are hard in Cruddy Crete. Remind the new believers that the gospel they heard us preach was to repent **AND** believe. That means God's people need to keep on turning away from their sins **AND** keep on believing in Jesus every day. This can be very hard, especially on Cruddy Crete—where wicked ways are right at home. Urge the new believers to keep on turning away from their sins. Urge them to use their lives to do good to each other, to love God, and to hold onto God's Word, the Bible. Remind them that they don't have to do this on their own. The God who helped them repent and believe in Him at the beginning, promises to always be with them. He will help them keep on believing in and living for Him every day.

Say hello to everyone for me. And may God help you live for Him!

Paul

What happened on Cruddy Crete after Titus read Paul's letter and shared it with the believers? Did the new believers keep on repenting of their sins as well as believing in Jesus? The Bible doesn't tell us. It would have been hard to do on Cruddy Crete, but not impossible. Why? Because God doesn't just help people repent and believe in Jesus at the beginning. He promises to keep helping them to believe in Him and live for Him their whole lives—even in a place like Cruddy Crete, where wicked ways were right at home.

Cracking the Case: (story wrap-up for Listening Assignments)

It's time to see how we did with our Listening Assignment.

Detective Dan's Lesson 1 Listening Assignment:

Cruddy is a word that means something is no good.

1. What was Crete and what was so cruddy about it? Crete was an island. It was filled with people who rebelled against God and His good ways. They are what made the island so cruddy.

2. Who changed in Crete? How did they change?

Many people changed in Crete when they heard the good news of Jesus. God's Holy Spirit worked in their hearts and helped them to repent of their sins and trust in Jesus as their Savior.

For You and Me:

Maybe we don't live in Cruddy Crete, but we need Jesus to be our Savior, just as much as they did. God can help us repent of our sins and trust in Jesus as our Savior, just like He helped them! Ask Him to help you!

Detective Dan's Lesson 2 Listening Assignment:**Our Bible Verse is: Mark 1:15**

"The time has come," he said. "The kingdom of God is near. Repent and believe the good news!"

1. Who went to Crete to tell the people to repent and believe? Paul with his young friend, Titus.

2. What was the gospel that he wanted them to repent and believe in?

The good news that we can be forgiven our sins and become God's people through Jesus. Paul wanted the people of Crete to repent of their sins and trust in Jesus as their Savior. He wanted them to become God's people, too.

For You and Me:

The gospel Paul shared with the people of Crete is for us, too. God offers to forgive our sins and make us His people when we repent of our sins and trust in Jesus as our Savior. Ask Him to help you! He loves to do this!

Detective Dan's Lesson 3 Listening Assignment:

Our six clues were: a liar; a palm tree; a pizza; a pair of shoes; a man named Titus; and, a lazy, over-eater.

1. Which four belong in our story?

The liar; the palm tree; Titus; and, the lazy, over-eater.

2. Who repented of their sins and asked God for forgiveness? Who helped them do this?

Many people in Crete. Paul helped them do this, by telling the gospel and preaching God's Word. God's Holy Spirit helped them do this by working in their hearts as they listened to Paul.

For You and Me:

Just like the people in Crete, we have heard the good news of Jesus. Just like them, God calls us to repent of our sins and trust in Jesus as our Savior. God helped the people of Crete repent and believe. He can help us, too. Ask Him to help you!

The Gospel (story wrap-up if NOT using Listening Assignments)**Our Bible Truth is:****What is the Gospel?**

It's Salvation through Faith in Jesus Christ...

God Saves All Who Repent of Their Sins and Trust in Jesus as Their Savior!

Like the people in Cruddy Crete, we have all chosen to disobey God and live our own way. We, too, deserve God's punishment for rebelling against Him. What good news is it to hear that God sent Jesus to be our Savior, too. Jesus died on the cross as the perfect payment for sins. On the third day, He rose from the dead, proving He had really beaten sin and death for us!

How can Jesus be our Savior? When we turn away from our sins and trust in Him as our Savior. God delighted to help many people in Crete do this. He can help you, too. Ask Him!

Close in prayer.

Closing ACTS Prayer

- A** God, we praise You for being so full of love and mercy! You call us to repent and believe in Jesus that we might be saved.
- C** We confess that we often disobey You and Your good ways. We choose to live life our own way, not Yours. We need a Savior!
- T** Thank You, God, for offering us salvation through Jesus, when we repent of our sins and trust in Jesus as our Savior.
- S** God, work in our hearts. Help us to trust in Jesus as our Savior. Help us to joyfully obey You. You know what is best for us and what brings You glory. In Jesus' name we pray. Amen.

Go to Lesson Plan, p.9 for the script to the rest of the lesson.

Deep Down Discussion Sheet

use with all THREE lessons

Use with all response activities for deeper learning



P.1

Questions to aid discussion of the key concepts and for use in games

Be familiar with these questions and answers. Look for opportunities to ask questions and discuss their answers, such as while the children work on their coloring pages, as part of their response games, or during play time. Remember: your goal isn't to ask all these questions or only talk to the children about these things. It is to be deliberate in having good conversations with them, however much or little you have.

BIG QUESTION	What is the Gospel? It's Salvation through Faith in Jesus Christ!
Meaning	Gospel means "good news." In the Bible, the gospel is the good news that God sent His Son Jesus to save sinners like you and me from the punishment we deserve for our sins. That salvation is ours when we turn from our sins and trust in Jesus as our own Savior.
Discussion Questions	<p><i>choose a few</i></p> <ol style="list-style-type: none"> 1. What is the gospel? <i>It's salvation through faith in Jesus!</i> 2. What does the word "gospel" mean? <i>It means "good news."</i> 3. Why is the gospel such good news? <i>It tells us how can forgive our sins and make us His people forever!</i> 4. Who do we need to have faith in? <i>Jesus.</i> 5. What did Jesus do so we can be saved? <i>He took the punishment for sin when He died on the cross.</i> 6. What does God want us to turn away from? <i>Our sins.</i> 7. What does it mean to turn away from our sins? <i>To say "no" to disobeying God and to want to obey Him, instead.</i> 8. Who can we ask to help us turn away from our sins and trust in Jesus? <i>God! He loves to help us when we ask Him.</i>
BIBLE TRUTH	It's Salvation through Faith in Jesus Christ...God Saves All Who Repent of Their Sins and Trust in Jesus as Their Savior!
Meaning	<p>God is our good Creator and King. He made us to know Him, love Him and obey His good laws. But sadly, we all have chosen to disobey God and His good laws. We deserve His punishment for our sins. We have all turned away from Him. But God has made a way for us to be forgiven our sins and to become His people. In His great love and mercy, God sent His Son, Jesus, to be our Savior. Jesus lived a perfect life. He never disobeyed God. He offered up His life as the full payment for sin when He suffered and died on the cross. On the third day, He rose from the dead. Jesus had done it! He had beaten sin and death for God's people!</p> <p>How can we become one of God's people? Who can receive God's gift of forgiveness? All who repent of their sins and trust in Jesus as their Savior. Repent means to stop living a life full of disobeying God and to start living to please God, instead. God can help us repent and believe. Ask Him! How wonderful it is to be one of God's people! To have special closeness with God by His Holy Spirit living in your heart now. And one day, to go live with God forever. That will be best of all!</p>
Discussion Questions	<p><i>choose a few</i></p> <ol style="list-style-type: none"> 1. Who is our good Creator and King? Why do we deserve His punishment? <i>God is our good Creator and King. We deserve His punishment because have all chosen to disobey Him.</i> 2. What did God do so that we could be forgiven our sins, instead of punished for them? <i>He sent His Son, Jesus to be our Savior. Jesus suffered and died on the cross for our sins in our place.</i> 3. How can Jesus be our Savior? What do we need to do? <i>We need to repent of our sins and trust in Him as our Savior.</i> 4. What does it mean to repent of our sins? <i>To stop living a life of disobeying God and to start living to please God, instead.</i> 5. Who can help us repent and believe? God can! <i>Ask Him!</i>

Questions to aid discussion of the key concepts and for use in games

THE GOSPEL	<p>What is God's good news for you and me? <i>The gospel!</i></p> <p><i>God made all people--including you and me! And He made us to know Him, love Him and obey Him. He's our good King. But sadly, we have all disobeyed Him and we deserve His punishment. How sad! But God is so merciful that He sent a Savior. His Son, Jesus! Jesus suffered and died on the cross. He offered up His perfect life to God to completely pay for the sins of God's people, then He rose from the dead in victory on the third day. That includes us, when we turn away from our sins and trust in Jesus as our Savior. He loves to helps us do this. Ask Him! How good is God to us!</i></p>
BIBLE TRUTH BIBLE VERSE Meaning Discussion Questions	<p>"The time has come," he said. "The kingdom of God is near. Repent and believe the good news!" --Mark 1:15</p> <p>Learn a Little: "Repent and believe the good news!"</p> <p>For years and years, God had promised to send a Savior to save us from our sins. For years and years, people waited and watched...and they watched and waited. At last, Jesus came! He taught the people about God and did amazing things. He showed them that He was God's Son, the Savior God had promised. But what did people have to do, if they were to be forgiven by God for their sins? Jesus told them: "Repent and believe in the gospel--the good news that Jesus was God's Son, the Savior, sent to save them. We can be forgiven, too, when we repent (that is, turning away disobeying God and turning to live for God, instead) and believe that Jesus is God's Son, the Savior. God loves to help us do this. Ask Him!</p> <p><i>choose a few</i></p> <ol style="list-style-type: none"> 1. What is God's kingdom? <i>God's people, living with God, as He wants them to live.</i> 2. What is the gospel? <i>It's the good news about the Savior, Jesus.</i> 3. Who did God promise to send at just the right time? <i>The Savior, Jesus.</i> 3. What did Jesus do when He came? <i>He told people about God and did amazing things. He showed them that He was the Savior. He suffered and died for our sins. He rose to life in victory.</i> 4. What did Jesus tell people to do, if they wanted to become God's people? <i>Repent of their sins and believe that He is the Savior.</i> 5. How does "repent" mean? <i>To turn away from disobeying God and live to please Him, instead.</i> 6. Who can help us repent and believe? <i>We can ask God to help us to turn away from our sins and trust in Jesus as our Savior. He loves to answer these prayers!</i>
BIBLE STORY Discussion Questions	<p>The Case of the Changes in Cruddy Crete</p> <p><i>choose a few</i></p> <ol style="list-style-type: none"> 1. What made Crete so cruddy? <i>The people were sinners who chose to live their own way instead of God's good way. They were especially known for being liars, cheats, and lazy over-eaters.</i> 2. What did Paul and Titus come to tell them? <i>The good news of Jesus that they might be saved.</i> 3. What two things did Paul tell them they needed to do, if they were to be saved? <i>Repent of their sins and believe in Jesus as their Savior.</i> 4. How does "repent" mean? <i>To turn away from disobeying God and live to please Him, instead.</i> 5. Why would it be hard for the people of Crete to repent of their sins? <i>They would have to stop living the way they had been living and start living a completely different way.</i> 6. Who helped the people of Crete repent and believe? <i>God did. His Holy Spirit worked in their hearts as they listened to Paul preach.</i> 7. Who stay to help the new believers in Crete? <i>Titus did.</i> 8. How did Paul encourage the new believers when he heard they were struggling? <i>He wrote them a letter and urged them to keep on believing in God and keep on repenting. He told them God would help them.</i>