

DEEP DOWN DETECTIVES

**Curriculum Resources
for Unit 10, Bible Truth 2:**



**What Does the Holy Spirit
Do in God's People?**

**He Changes Their Hearts
to Be Like Jesus...**

**The Holy Spirit Gives
God's People Courage!**

Session Prep (especially good for newbies!)

Pray!



Pray for the Holy Spirit to be at work in your and the children's hearts.

Review



If new to the curriculum, look at the **Getting Started with Deep Down Detectives section of the Core Curriculum book.** (p.5) It will be especially helpful to read through the Deep Down Detectives section of **The Praise Factory Tour: Extended Version Book.** This is a visual way to understand what goes on in the classroom. (A pdf of the book is found in the samples section on the website.)

Look through and Learn the Lesson



Read over **lesson plan.** Practice any **songs or action rhymes** you are using. Choose/make up motions to go with these. Choose less with younger children and more with older preschoolers. **Practice the lesson with the visual aids** and using the Big Question Box/Briefcase.

Read and Rehearse the Bible Story with Pictures



Read the Bible story from the Bible. Read the curriculum version. Practice telling it with the storyboard pictures. (If you have not previously laminated the story pictures, do that now.) Or, rehearse it from the Simple Story Scenes, if you are using those.

Let There Be Music



Download the music and listen to the songs. Choose which of the songs you will use with the children. If using live musicians, make sure they have the sheet music (Appendix A, Core Curriculum book).

Put the Props in Place



1. Prepare your Visual Aids. Put the Big Question, Unit Bible Truths, Bible Truth, Bible Verse, and Listening Assignment signs, as well as the Bible Story script in one side of the Bible folder.
2. Get out your storyboard. If using Simple Story Scenes, put these in your Bible Folder. Or, if using the individual storyboard figures, put all background pictures in place (they have a BG by the number). Put the rest of the storyboard pictures (these have a SB by the number) in order of use in the other side of the Bible folder.
3. Put the DDD Bible Folder as well as the Big Question sign in the Big Question Box/Briefcase and shut it. If your box/briefcase has locks and you want to use the unlocking the box as part of your session, lock it now....but make sure you have the key or know the code first.
4. Prepare the music CD or sheet music or mp3 device for use in your session.

Set Out Free Play Activities



Choose and set up free time activities you will use with the children. Choose a variety of different activities that will be enjoyed by different types of children. Rotate the activities you provide to keep them interesting and fresh to your children. (Suggestions in Appendix D, Core Curriculum books.)

Prepare Any Activities



Choose which (if any) of the Bible Truth games and crafts activities you want to use in the session. Bear in mind your time frame as well as the developmental abilities and attention span of your children as you decide which/how many to prepare. **Look over the Discussion Sheet** and choose a few questions you might use to spark discussion with the children as they do their activities (especially good for ages 3's+). Pray for God to give you opportunities to talk about these things with the children.

Let Them Take It with Them



Make copies of the craft/take home sheets, if you are not already using them as one of your activities. You may also want to make copies of the story (see take-home version of each story included in Appendix C with the other take home resources) to have for parents to use with their children at home. There's a link on each craft/take home sheet to the story, if you don't make hard copies.

Store It



After your session is over, collect the resources and store them for future use. This curriculum can be used over and over for years to come.

Unit 10: The Holy Spirit, the Indwelling God

UNIT OVERVIEW

God's Holy Spirit works in our hearts as we hear God's Word, the Bible. He gives us the gift of faith in Jesus. He helps us to turn away from living for ourselves and to live for God instead. This is how we become God's people.

But that's just the beginning of what the Holy Spirit does in God's people! He goes on living inside of them their whole lives, helping them, and changing their hearts. He helps them to know God and obey His laws. He helps them to love God and others as Jesus did. He comforts them when they are sad and helps them to be brave when they are scared. He helps them know the right way to live. The Holy Spirit in our hearts is a wonderful gift that God loves to give to us when we turn away from our sins and trust in Jesus as our Savior.

In this unit, we will learn four truths about God's Holy Spirit.

UNIT BIBLE VERSE: Ezekiel 36:26

"I will give you a new heart and a new spirit I will put in you."

Big QUESTION UNDER INVESTIGATION: What Does the Holy Spirit Do in God's People?

ANSWER: He Changes Their Hearts to Be Like Jesus...

OPTIONAL Big Question 10 INTRODUCTION LESSON (Use Hide 'n' Seek Kids Unit 10 Material)

Story: The Case of the Heart Helper *Acts 1-2*

Bible Verse: Ezekiel 36:26-27

BIBLE TRUTH 1: The Holy Spirit Lives in God's People (3 Lessons Available)

Story: The Case of the Eager Waiters

Acts 1-2

Bible Verse: 1 Corinthians 6:19

➔ BIBLE TRUTH 2: The Holy Spirit Gives God's People Courage (3 Lessons Available)

Story: The Case of the Scaredy Cat Scat

Matthew 26-28; Mark 14-16; Luke 22-24; John 13-21; Acts 1-2

Bible Verse: Acts 4:29,31

BIBLE TRUTH 3: The Holy Spirit Gives God's People Wisdom (3 Lessons Available)

Story: The Case of the Secret Weapon Within *Mark 13:9-13; 15-16; Acts 1-4*

Bible Verse: Ephesians 1:17

BIBLE TRUTH 4: The Holy Spirit Builds God's Church

(3 Lessons Available)

Story: The Case of the World's Biggest Building *Genesis; the Gospels; Acts*

Bible Verse: Acts 9:31

Deep Down Detectives NIV Songs 10 Track Numbers

This is a listing of all songs mentioned in the unit curriculum. You may or may not choose to use all of the songs. They are listed in easy-reference order--NOT in the order used in the curriculum.

You may choose to simply burn a CD/load them onto an mp3 device in this order. Or, you may want to do what we do: choose the songs we want to use and create a play list of them in that order. Then, we burn a CD/upload the play list onto an mp3 device. A teacher only has to click forward to the next song, instead of hunting for the right track. The track number have been included as part of the title of each song, teachers will still have a reference to the track number listed in the curriculum (same as those listed below), even if you change the order on your customized play list.

SONGS USED EVERY UNIT OF THE CURRICULUM

- 1 The Classroom Song v.1
- 2 The Classroom Song v.2
- 3 The Classroom Song v.3
- 4 The Classroom Song v.4
- 5 Deep Down Detectives Theme Song
- 6 The Classroom Rules Song
- 7 Let's Pray Song
- 8 The Big Question Box Song
- 9 The Bible Chant Song
- 10 ACTS Prayer Song (Short Version)
- 11 ACTS Prayer Song (Full Version)

Why the Extra Songs?

Deep Down Detectives is a curriculum used by a wide age-span of kids. Sometimes one of the other songs is a better fit for your kids. Or, you may simply want to teach them more songs on the same Bible Truth. Use as many or as few as you want.

listen to or download songs for free at [https://praisefactory.org:Deep Down Detectives Music page](https://praisefactory.org:Deep_Down_Detectives_Music_page)

UNIT 10: THE HOLY SPIRIT, THE INDWELLING GOD

- 12 Big Q & A 10 Song
- 13 Big Question 10 Song: What Does the Holy Spirit Do in God's People?
- 14 Big Question 10 Bible Verse Song: I Will Give You a New Heart Ezekiel 36:26, NIV 1984
- 15 *Extra Big Question 10 Bible Verse Song: A New Heart Ezekiel 36:26, NIV 1984 (other version)*
- 16 Big Question 10 Hymn: The Church's One Foundation, v.1
- 17 Big Question 10 Praise Song: Create in Me a Clean Heart

What Does the Holy Spirit Do in God's People? He Changes Their Heart to Be Like Jesus...

Bible Truth 1: The Holy Spirit Lives in God's People

- 18 Bible Verse: The Temple of the Holy Spirit 1 Corinthians 6:19, NIV 1984
- 19 *Bible Verse: Do You Not Know? 1 Corinthians 6:19, NIV 1984 (other version)*
- 20 *Extra Bible Verse: Which of You Fathers? Luke 11:11-13, NIV 1984*

Bible Truth 2: The Holy Spirit Gives God's People Courage

- 21 Bible Verse: Now, Lord, Consider Their Threats Acts 4:29,31, NIV 1984

Bible Truth 3: The Holy Spirit Gives God's People Wisdom

- 22 Bible Verse: I Keep Asking Ephesians 1:17, NIV 1984
- 23 *Extra Bible Verse: If Any of You James 1:5, NIV 1984*
- 24 *Extra Bible Verse: If Any of You Lacks Wisdom James 1:5, NIV 1984*

Bible Truth 4: The Holy Spirit Builds God's Church

- 25 Bible Verse: The Church Was Strengthened Acts 9:31, NIV 1984
- 26 *Extra Bible Verse: There Was A Great Multitude Revelation 7:9-10, NIV 1984*
- 27 *Extra Song: God's One Big Plan*

Big Question 10, Bible Truth 2 Overview: Key Concepts

p.1

Unit 10: The Holy Spirit, the Indwelling God

Unit Big Question (and Answer): What Does the Holy Spirit Do in God's People?
He Changes Their Hearts to Be Like Jesus!

Unit Bible Verse: "I will give you a new heart and a new spirit I will put in you." -- Ezekiel 36:26

Bible Truth 2 Concept: The Holy Spirit Gives God's People Courage

God gives His people many good things to enjoy, but He also calls them to do hard things, too. God does not expect His people to do these hard things on their own. He gives them His Holy Spirit, to live inside of them and help them do everything He calls them to do.

God's Holy Spirit helps God's people do things they would never have the courage to do on their own. He gives them the courage to tell others about Jesus. He gives them the courage to obey Him, even when they don't want to. He gives them courage to keep trusting in God and to have joy, even when life is sad or hard. He even gives them courage to boldly face their enemies who want to harm them. He reminds them of God's promise to use everything that happens to them for their good and God's glory. And that one day, God will take them to live with Him forever. Then, there will be only joy and happiness in God's presence forever.

God's Holy Spirit can give us courage to live for God, too, when we turn from our sins and trust in Jesus as our Savior.

Bible Truth 2 Bible Verse: Acts 4:29,31

"And now, Lord, look upon their threats and grant to your servants to continue to speak your word with all boldness... And when they had prayed... they were all filled with the Holy Spirit and continued to speak the word of God with boldness."

Learn a Little: "After they prayed...they were all filled with the Holy Spirit and spoke the word of God boldly"

Meaning

These verses are a prayer that God's people prayed long ago when they were in trouble. The enemies they faced were too powerful for them on their own, but they knew whom they could ask to help them and give them courage and strength. The Lord! They knew they never had to face anything on their own. God has given them His Holy Spirit to work in their hearts and help them be bold to do whatever He wanted them to do. He delighted to answer their prayer!

How can we become God's people? By turning away from our sins and trusting in Jesus as our Savior. Then, He will put His Holy Spirit in our hearts and help us have courage and strength to do whatever He wants us to do, too!

Bible Truth 2 ACTS Prayer

- A** God, we praise You for being the Giver of courage to Your people through the Holy Spirit.
- C** God, we confess that many times we fear, instead of trusting You to give us courage by Your Holy Spirit. We need Jesus to be our Savior!
- T** Thank You, God, for giving Your people the Holy Spirit to give them courage to do everything You want them to do.
- S** God, work in our hearts that we might turn away from our sins and trust in Jesus as our Savior. Send the Holy Spirit to live in our hearts that we might live courageously for You. Help us to boldly do everything You want us to do, no matter how hard it is. In Jesus' name we pray, Amen.

Big Question 10, Bible Truth 2 Overview: Key Concepts

p.2

Bible Truth 2 Story

The Case of the Scaredy Cat Scat

Matthew 26-28; Mark 14-16; Luke 22-24; John 13-21; Acts 1-2

Songs Used in Bible Truth 2

Big Q & A 10 Song

Big Question 10 Song: What Does the Holy Spirit Do in God's People?

Big Question 10 Bible Verse Song: I Will Give You a New Heart Ezekiel 36:26

Extra Big Question 10 Bible Verse Song: A New Heart Ezekiel 36:26 (other version)

Big Question 10 Hymn: The Church's One Foundation, v.1


Big Question 10 Praise Song: Create in Me a Clean Heart

Bible Truth 2 Bible Verse: Now, Lord, Consider Their Threats Acts 4:29,31, NIV 1984


listen to or download songs for free at <https://praisefactory.org>: Deep Down Detectives Music page

1. GETTING STARTED

 = follow the stars for a short & simple lesson plan

<p>Intake Activity Ideas</p>	<p>Choose one of these open-ended activities to include children as they join the class:</p>
<p>Free Play Time <i>suggestions in Appendix D</i></p>	<p> Offer your own or some of the easy-to-make, free play activities suggested in Appendix D.</p>
<p>OR Sing-along Music Time <i>lyrics and sheet music, Appendix A</i> <i>listen to or download songs for free at https://praisefactory.org:Deep Down Detectives Music page</i></p>	<p>Music from Deep Down Detectives (DDD) NIV Songs 10: Big Q & A 10 Song <i>DDD NIV Songs 10, track 12</i> Big Question 10 Song <i>DDD NIV Songs 10, track 13</i> Big Question 10 (Unit) Bible Verse Song: I Will Give You a New Heart Ezekiel 36:26, NIV 1984 <i>DDD NIV Songs 10, track 14</i> <i>Extra Big Question 10 (Unit) Bible Verse Song:</i> A New Heart Ezekiel 36:26, NIV 1984 <i>DDD NIV Songs 10, track 15</i> Big Question 10 Hymn: The Church's One Foundation, v.1 <i>DDD NIV Songs 10, track 16</i> Big Question 10 Praise Song: Create in Me a Clean Heart <i>DDD NIV Songs 10, track 17</i> Bible Truth 2 Bible Verse Song: Now, Lord, Consider Their Threats Acts 4:29,31, NIV 1984 <i>DDD NIV Songs 10, track 21</i></p> <p><i>Add more fun to Sing-along Music Time by adding a Music, Movement & Memory Activity. These activities are listed on p.10 of this lesson plan with the Response Activities. Instructions found in Appendix B.</i></p>
<p>OR Bible Verse Memory Game <i>instructions found in Appendix B</i></p>	<p>Lesson 1 Game: Freeze 'n' Say Lesson 2 Game: Detective Mission Madness Practice Lesson 3 Game: Duck, Duck, Goose</p> <p><i>These activities are also included on p.10 of this lesson plan with the Response Activities.</i></p>

2. OPENING CIRCLE TIME (*introduce the Bible Truth and tell the related Bible story*)

<p>Gathering the Children <i>lyrics and sheet music, Appendix A</i></p>	<p><i>Sing verse 1 of The Classroom Song to gather the children for Circle Time.</i></p> <p>The Classroom Song, verse 1 <i>DDD NIV Songs 10, track 1</i> Let's gather together to worship God, Let's gather together to worship God, Let's gather together to worship God, Come gather here with me!</p>
<p>Welcome to Deep Down Detectives</p>	<p> "Welcome to Deep Down Detectives. We're so glad you've joined us! Detectives are people who look for answers to questions. In Deep Down Detectives, we look for answers to Big questions about God. We dig deep down in the truths of God's Word to find them."</p>

2. OPENING CIRCLE TIME, continued



= follow the stars for a short & simple lesson plan

<p>Deep Down Detectives Theme Song</p> <p><i>Lyrics and sheet music, Appendix A</i></p>	<p>"Let's sing our Deep Down Detectives Theme Song."</p> <p>★ Deep Down Detectives Theme Song <i>DDD NIV Songs 10, track 5</i></p> <p>We're Deep Down Detectives, diggin' deep in God's Word, For truths about God and His plans for this world, We're seeking to love Him, with all of our heart, We're Deep Down Detectives! Come on! Let's start!</p>
<p>Classroom Rules Song</p> <p><i>Lyrics and sheet music, Appendix A</i></p>	<p>There are two very important things that Deep Down Detectives do together: we worship God and we love one another. Our Classroom Rules Song reminds us how we should act. Let's sing it."</p> <p>Classroom Rules Song <i>DDD NIV Songs 10, track 6</i></p> <p>Shh, be quiet while someone is talking, Raise your hand, if you have something to say, Don't touch your friend, sitting beside you, Obey your teachers, Be kind as you play. These are our classroom rules, These are our classroom rules, They help us worship God and love one another, These are our classroom rules.</p>
<p>Opening Prayer Time</p> <p><i>Lyrics and sheet music, Appendix A</i></p>	<p>"Children, we need God's help to keep these rules. Let's ask Him to help us right now. Let's get ready and pray."</p> <p>Let's Pray <i>DDD NIV Songs 10, track 7</i></p> <p>1-2-3! Fold your hands, Bow your head, Close your eyes. Let's pray! (<i>repeat</i>)</p> <p>"Let's pray:"</p> <p>★ Opening Prayer</p> <p>Dear Lord, We're so glad to get to gather together to worship You! Please help us keep the classroom rules. Please help us to love You and learn about You today. In Jesus' name we pray. Amen.</p>

2. OPENING CIRCLE TIME, continued

★ = follow the stars for a short & simple lesson plan

Reveal the Big Question
Introduce the Big Question Box/Briefcase

lyrics and sheet music, Appendix A

“Detectives INVESTIGATE things. That means they ask questions and look for answers. Deep Down Detectives investigate Big questions about God. The Big Question we are investigating today is right inside our Big Question Box/Briefcase.

The Big Question Box Song

DDD NIV Songs 10, track 8

We’ve got a Big box,
All closed up and locked,
Filled with the truths of God’s Word.

We’ve got a brief case,
There’s no time to waste,
Come on, kids, let’s open it up!

The Big Question under Investigation

VISUAL take out AID



of BQB

Big Question & Answer Sign, front side

**found in the DDD Unit 10 Visual Aids, NIV Book*

Ok, who would like to open for me and pull out the Big Question?”

Choose a child to open the box/briefcase, take out the Big Question and hand it to you, then hold up the Big Question sign for all the children to see, and say:

★ The Big Question we are investigating today is Big Question Number 10:

What Does the Holy Spirit Do in God’s People?

and the Answer is:

He Changes Their Hearts to Be Like Jesus...

Big Question Meaning

★ God’s Holy Spirit works in our hearts as we hear God’s Word, the Bible. He gives us the gift of faith in Jesus. He helps us to turn away from living for ourselves and to live for God instead. This is how we become God’s people.

But that’s just the beginning of what the Holy Spirit does in God’s people! He goes on living inside of them their whole lives, helping them, and changing their hearts. He helps them to know God and obey His laws. He helps them to love God and others as Jesus did. He comforts them when they are sad and helps them to be brave when they are scared. He helps them know the right way to live. The Holy Spirit in our hearts is a wonderful gift that God loves to give to us when we turn away from our sins and trust in Jesus as our Savior.

Big Question Songs ★ “Let’s sing our Big Question Song:

Big Q & A 10 Song

Big Q & A 10 Song

(adapted version of “Pop! Goes the Weasel)

DDD NIV Songs 10, track 12

lyrics and sheet music, Appendix A

What does the Holy Spirit do,
Inside of God’s people?
What does the Holy Spirit do?
He changes their heart!

2. OPENING CIRCLE TIME, continued



= follow the stars for a short & simple lesson plan

Learning about the Big Question (use one or both)



Repeat the Big Question and Answer again:
“What Does the Holy Spirit Do in God’s People? He Changes Their Hearts to Be Like Jesus!”

Say: “Hmmm, I wonder what that means... Let’s do our action rhyme/sing our song that explains it.”

Then do the action rhyme or sing the song using any of the optional motions suggested, if desired.

Big Question (Action Rhyme) Song

lyrics and sheet music, Appendix A



Big Question 10 Action Rhyme/ Song

DDD NIV Songs 10, track 13

Refrain

What does the Holy Spirit do in God’s people?
 What does the Holy Spirit do in God’s people?
 He changes their hearts, He changes their hearts,
 He changes their hearts to be like Jesus!

(POSSIBLE ACTIONS)

Place hand on heart

Verse 1

He gives life to the hearts of God’s people,
 He gives them the gifts of repentance and faith,
 He puts love in the hearts of God’s people,
 He helps them love God and others always. *Refrain*

make prayer hands and bow head

point up to heaven and out to others

Verse 2

God gives power to the hearts of God’s people,
 He gives them the courage to live boldly for Him,
 He gives wisdom to the hearts of God’s people.
 He reveals His Holy Word to them. *Refrain*

hold up your arms and flex your muscles

make an open Bible with your two palms

2. OPENING CIRCLE TIME, continued

★ = follow the stars for a short & simple lesson plan

Learning the Bible Truth

VISUAL take out

AID



of BQB

VISUAL AID

All the Bible Truths Sign

★ "He Changes Their Hearts to Be Like Jesus" is a good beginning, but there's so more to learn. So it's time for us to dig down even deeper for more answers to our Big Question about God. We're going to be learning **FOUR** Bible truths that all tell us more about the Holy Spirit.

Who would like to hand me the picture with our four Bible truths on it? It's in the Big Question Box/Briefcase." *Choose a child to get it and hand it to you, then hold it up and show them the pictures of the four truths they will be learning.*

Bible Truth Clue

VISUAL take out

AID



of BQB

Bible Truth Clue Sign,

front side

VISUAL AID

After everyone has had a good look, say...

"Ok, we've learned one truth about the Holy Spirit. It's this one: "The Holy Spirit Lives in God's People." (point to picture as you identify the Bible Truth). Now let's look at our Bible Truth Clue sign and see if we can figure out which of these four truths we will be learning about today. Who would like to get it out of the Big Question Briefcase for me?"

Choose a child to open the briefcase, take out the Bible Truth Clue sign and hand it to you. Hold up the front side for the children to see. Cover up the answer, written along the bottom, and say:

**"What Does the Holy Spirit Do in God's People?
He Changes Their Hearts to Be Like Jesus...
The Holy Spirit Gives God's People ????!"**

Hint

We're missing one word. Here's the hint to what the missing word is. It says: "What's another word for "Brave"? This word starts with the letter "C."

Can you guess? It's "Courage."

So the Bible Truth we are learning today is: *(uncover answer from bottom of sign, show it to them and say:)*

★ **"What Does the Holy Spirit Do in God's People?
He Changes Their Hearts to Be Like Jesus...
The Holy Spirit Gives God's People COURAGE!"**

Bible Truth Meaning

★ And here is what this Bible Truth means: *(read the meaning off of the back of the sign, say:)*

God gives His people many good things to enjoy, but He also calls them to do hard things, too. God does not expect His people to do these hard things on their own. He gives them His Holy Spirit, to live inside of them and help them do everything He calls them to do.

God's Holy Spirit helps God's people do things they would never have the courage to do on their own. He gives them the courage to tell others about Jesus. He gives them the courage to obey Him, even when they don't want to. He gives them courage to keep trusting in God and to have joy, even when life is sad or hard. He even gives them courage to boldly face their enemies who want to harm them. He reminds them of God's promise to use everything that happens to them for their good and God's glory. And that one day, God will take them to live with Him forever. Then, there will be only joy and happiness in God's presence forever.

God's Holy Spirit can give us courage to live for God, too, when we turn from our sins and trust in Jesus as our Savior.

2. OPENING CIRCLE TIME, continued

★ = follow the stars for a short & simple lesson plan

Learning the Bible Verse

"And how do I know this is true? God tells me so in His special book, the Bible."

The Bible Chant Song

Say or sing the Bible Chant Song.

lyrics and sheet music, Appendix A

The Bible Chant Song

DDD NIV Songs 10, track 9

The Bible, the Bible,
Let's get out the Bible.
Let's hear what God has to say.
The Bible, the Bible,
God's given us the Bible.
It's His Word for us to learn and obey! Yay!

Bible Verse

DDD 10.2 Bible Verse-front side (in the DDD Bible folder)

VISUAL AID

Place verse in take out

of BQB

DDD Bible Folder

"Who would like to get our Bible folder out of the Big Question Briefcase for me?"

Choose a child to open the briefcase, take out the "Bible" folder and hand it to you. Remove the Bible Verse Picture from the "Bible" folder and hold it up for all the children to see, then say:

Acts 4:29,31 tells us:

★ **Acts 4:29,31**

"Now, Lord, consider their threats and enable your servants to speak your word with great boldness... After they prayed... they were all filled with the Holy Spirit and spoke the word of God boldly."

Learn a Little: "After they prayed...they were all filled with the Holy Spirit and spoke the word of God boldly."

*found in the DDD Unit 10 Visual Aids, NIV Book


Bible Verse Meaning

★ **What does that mean?**

These verses are a prayer that God's people prayed long ago when they were in trouble. The enemies they faced were too powerful for them on their own, but they knew whom they could ask to help them and give them courage and strength. The Lord! They knew they never had to face anything on their own. God has given them His Holy Spirit to work in their hearts and help them be bold to do whatever He wanted them to do. He delighted to answer their prayer!

How can we become God's people? By turning away from our sins and trusting in Jesus as our Savior. Then, He will put His Holy Spirit in our hearts and help us have courage and strength to do whatever He wants us to do, too!

2. OPENING CIRCLE TIME, continued

 = follow the stars for a short & simple lesson plan

**Bible Verse
Song**

*lyrics and sheet music,
Appendix A*

We've said our Bible verse, now let's sing it!

Now, Lord, Consider Their Threats

DDD NIV Songs 10, Track 21








Now, Lord, consider their threats,
Enable your servants to speak Your word,
Now, Lord, consider their threats,
Enable your servants to speak Your word,
With great boldness,
With great boldness.

After they prayed,
The place where they were meeting
was shaken,
And they were all filled,
They were all filled with the Holy Spirit,
And they spoke boldly,
And they spoke boldly,
And they were all filled,
They were all filled with the Holy Spirit.

2. OPENING CIRCLE TIME, continued



= follow the stars for a short & simple lesson plan

<p>Getting into the Case</p>	<p>"Now it's time to do a bit more deep down investigating. Let's see what Detective Dan wants us to help him figure out. Would someone like to get it out for me?"</p>
<p>Listening Assignments</p> <p>Place in  take out  of BQB</p>	<p>NOTE: Listening assignments are most suitable for ages 3+. Skip straight to the Bible story (see bottom of this page), if working with 2 year olds.</p> <p>"Let's open up our listening assignment and see what we are supposed to figure out today.</p> <p>Choose a child to take out the Listening Assignment (from the DDD Bible Folder) and hand it to you. Read Detective Dan's letter to the children that includes the listening assignment. The listening assignments are summarized below:</p>
<p>VISUAL AID</p> <p></p> <p>DDD Unit 10 Visual Aids, NIV</p>	<p>Detective Dan's Lesson #1 Listening Assignment:</p> <p>I need to know: A "scaredy cat" is a funny way to say someone is very scared. To "scat" means to run away.</p> <p>1. Who was very afraid, like a scaredy cat? 2. Why didn't they stay scaredy cats? Who changed them?</p>
<p>VISUAL AID</p> <p></p> <p>DDD Unit 10 Visual Aids, NIV</p>	<p>Detective Dan's Lesson #2 Listening Assignment:</p> <p>Our Bible Verse is Acts 4:29,31:</p> <p>"Now, Lord, consider their threats and enable your servants to speak your word with great boldness... After they prayed... they were all filled with the Holy Spirit and spoke the word of God boldly."--</p> <p>I need to know:</p> <p>1. Who was very afraid to be known as Jesus' disciple? Why? 2. What wonderful gift did God give to them to help them become bold (unafraid to be known as Jesus' disciples? What did these men become bold to do?</p>
<p>VISUAL AID</p> <p></p> <p>*Listening Assignment #3 includes the Assignment Sheet, plus 6 clue pictures*</p> <p>DDD Unit 10 Visual Aids, NIV</p>	<p>Detective Dan's Lesson #3 Listening Assignment:</p> <p>I found six clues, but two of them are NOT in the story. They are: a servant girl, Jesus' enemies, a policeman, Jesus praying, a rooster, and a farmer. Hold each of them up for the children to see as you identify them.</p> <p>I need to know:</p> <p>1. Which four belong in the story and which two don't? 2. What did Jesus pray to help Peter? Who did Jesus send to help Peter?</p>
<p>Tell the Bible Story</p> <p>Place story & pics in  take out  of BQB</p> <p>DDD Unit 10 Visual Aids, NIV</p> <p>Story text included in this book right after this lesson plan and in Visual Aids book</p>	<p>Then say, "Ok, Deep Down Detectives! Put on your best listening ears and see if you can hear the answers to Detective Dan's questions. When I finish telling the story, we will see if we can answer all the questions."</p> <p>Bible Story: The Case of the Scaredy Cat Scat <i>Matthew 26-28; Mark 14-16; Luke 22-24; John 13-21; Acts 1-2</i></p> <p>Read the Bible Truth story, putting up the Storyboard Pictures/holding up the Story Scenes as you tell it. Then have the children answer the listening assignment, present the gospel and lead in prayer.</p> <p>*Answers to questions, the gospel and ACTS prayer are included with the story text.*</p>

2. OPENING CIRCLE TIME, continued

★ = follow the stars for a short & simple lesson plan

<p>Story Response Song(s)</p> <p>Hymn</p> <p><i>lyrics and sheet music, Appendix A</i></p>	<p><i>As attention span and time allow, you might want to end with one of the following songs which also tie in with the unit. If desired, use the Music and Movement activity ideas while singing (listed with the Response Activities).</i></p> <p>The Church's One Foundation <i>DDD NIV Songs 10, track 16</i></p> <p>Verse 1</p> <p>The Church's one foundation Is Jesus Christ her Lord; She is His new creation, By Spirit and the Word; From heav'n He came a sought her, To be His holy bride, With His own blood He bought her, And for her life He died.</p> <p>Tie-in: "Church is the Bible word for God's people. How did God's people become God's people? It's all because God sent Jesus. Jesus came from heaven to live a perfect life, then give it up as the perfect payment for the sins of God's people. With His very own blood, He paid for all of their sins. Jesus rose from the dead on the third day and went back up to heaven. He had beaten sin and death for them. Now they could be God's people! Jesus went up to heaven, but He leave God's people alone. He left His Word for them to read. And, He sent the Holy Spirit to come and live in their hearts so they might know God and love Him more and more. And one day, when they die, they will go to live with Him forever. What a wonderful day that will be! They will be as happy as a groom with His bride, happily married at last. You and I can be part of God's Church, too, when we turn away from our sins and trust in Jesus as our Savior."</p>
<p>Praise Song</p> <p><i>lyrics and sheet music, Appendix A</i></p>	<p>Praise Song: Create in Me a Clean Heart <i>DDD NIV Songs 10, track 17</i></p> <p>Create in me a clean heart, O God, And renew a right spirit within me. Create in me a clean heart, O God, And renew a right spirit within me.</p> <p>Tie-in: "We all have hearts that choose to disobey God. We have broken the special closeness with God that He created us to enjoy. But it does not have to stay that way. We can ask God to work in our hearts and give us a new heart--a clean heart--that knows and loves Him. God loves to answer these prayers by sending His Holy Spirit to change our heart and make it new. Yes! God's Holy Spirit does wonderful things in our heart that we could never do on our own!"</p>

3. TAKING ACTION: Response Activities *(choose from among these activities)*






<p>Transition to Activities</p>	<p>★ Well, Deep Down Detectives, you've done a great job diggin' deep down for answers in the truths of God's Word. Now it's time to enjoy some activities."</p> <p><i>Tell children what activity/s you are providing for them: either free play or some of the response activities listed below. When you are ready to dismiss them, use this song to help the children transition in an orderly fashion to their next activity.</i></p>
<p>Classroom Song, verse 2</p> <p><i>lyrics and sheet music, Appendix A</i></p>	<p>"Children, let's sing our Time to Play Song. When we are finished you may get up and walk over to our next activity."</p> <p>Classroom Song, verse 2 <i>DDD NIV Songs 10, track 2</i></p> <p>We've gathered together to worship God, We've gathered together to worship God, And now it's time to play.</p> <p><i>Dismiss the children to whatever activities you have prepared for them to do.</i></p>

Lesson Plan: Big Question 10, Bible Truth 2

use with all THREE lessons



p.10

3. TAKING ACTION: Response Activities (choose from among these activities) ★ = short & simple lesson plan

<p>Response Activities</p>	<p>Choose one or more activities appropriate for your children, based on classroom time and developmental needs. Add the Discussion Sheet to any activity for deeper learning. ★</p>
<p>Bible Verse Memory Game</p> <p><i>game directions, Appendix B</i></p>	<p>Though listed with the opening activities, you may choose to use this Bible verse game here instead (or as a repeat).</p> <ul style="list-style-type: none"> • Lesson 1 Game: Freeze 'n' Say • Lesson 2 Game: Detective Mission Madness Practice • Lesson 3 Game: Duck, Duck, Goose <p>Use the Discussion Sheet with this activity for even deeper learning ★</p>  <p>Discussion Questions</p>
<p>Music, Movement & Memory Activity</p> <p><i>game directions, Appendix B</i></p>	<p>A music activity that uses the songs from the Bible Truth and Big Question unit.</p> <ul style="list-style-type: none"> • DDD Songs for this Bible Truth, plus: • Lesson 1 Activity: Bottle Shakers • Lesson 2 Activity: March 'n' Say • Lesson 3 Activity: Clap, Tap and Say <p>Use the Discussion Sheet with this activity for even deeper learning ★</p>  <p>Discussion Questions</p>
<p>Bible Story Review Game</p> <p><i>game directions, Appendix B</i></p>	<p>A game that uses the storyboard pictures from the story to review the story.</p> <ul style="list-style-type: none"> • Lesson 1 Game: Pony Express • Lesson 2 Game: Who's Inside? • Lesson 3 Game: Fix Up the Mix Up <p>Use the Discussion Sheet with this activity for even deeper learning ★</p>  <p>Discussion Questions</p>
<p>Coloring Pages/ Take Home Sheets</p> <p><i>in Appendix C</i></p> <p>★</p>	<p>A coloring page related to the lesson assignment question is provided for each lesson. On the back of each are the key concepts, a few questions and a song for parents to use with their children.</p> <p>NOTE: Upgrade your coloring sheet to a more interesting craft by offering simple embellishments, such as jiggly eyes, craft sand, glitter, glitter glue, colored paper dots (made with a hole punch), fabric scraps, etc. Make cut-to-size glued-on clothes, hair, etc for characters by using a copy of the coloring sheet, cutting out the selected portions and making them the patterns for whatever you want to cut out of fabric, paper, foil, etc.</p> <ul style="list-style-type: none"> • Lesson 1 Coloring Sheet Emphasis: Bible Truth • Lesson 2 Coloring Sheet Emphasis: Bible Verse • Lesson 3 Coloring Sheet Emphasis: ACTS Prayer <p>Use the Discussion Sheet with this activity for even deeper learning ★</p>  <p>Discussion Questions</p>
<p>Extra Crafts: Big Question Craft <i>in Appendix C</i></p> <p>Bible Verse Craft <i>in Appendix C</i></p> <p>Bible Story Puzzle <i>in Appendix C</i></p>	<p>These crafts are slightly more complex than the coloring/take home sheets:</p> <p>The Bible Concept Go-and-Tell Craft is a craft that summarizes the Bible concept and includes the Bible verse is included for those desiring more than a coloring sheet. This more complex craft will involve gluing, sticking, etc. Can be used at any time.</p> <p>The Bible Story Coloring Sheet provides a tie in between the Bible story and the Bible truth they are learning.</p> <p>The Storyboard Picture Placement Page has been made into a puzzle that can be cut out and re-assembled by the children. This provides a nice summary of the story.</p> <p>Use the Discussion Sheet with these activities for even deeper learning ★</p>  <p>Discussion Questions</p>
<p>Free Play Activities ★ <i>ideas in Appendix D</i></p>	<p>Offer your own or some of the easy-to-make, free play activities suggested in Appendix D.</p>

4. CLOSING CIRCLE TIME *(End-of-session activities for the last 5-10 minutes of class time)*

 = short & simple lesson plan

<p>Transition to Closing Circle</p> <p>Classroom Song, verse 3</p> <p><i>lyrics and sheet music, Appendix A</i></p>	<p><i>Use this song to help the children transition in an orderly fashion. Start singing this song and ask the children to gather with you for Closing Circle Time.</i></p> <p>Classroom Song, verse 3 <i>DDD NIV Songs 10, track 3</i></p> <p>It's time to get ready to go and tell, It's time to get ready to go and tell, Come gather here with me.</p>
<p>Closing Circle Time</p> <p>Classroom Song, verse 4</p> <p><i>lyrics and sheet music, Appendix A</i></p>	<p><i>When children are settled in the circle, say:</i></p> <p>"It's almost time for your parents to come pick you up. And do you know what that means? It means.... (draw this out to build anticipation and excitement)...that it's almost time to go home and....it's almost time to...Go and Tell! We have learned some Big news about God today. God wants us to take and tell it to the whole world!"</p> <p>Classroom Song, verse 4 <i>DDD NIV Songs 10, track 4</i></p> <p>So what's our Big news to go and tell, So what's our Big news to go and tell, Can you tell me now?</p>
<p>Big News to Tell</p> <p>Big Question 10</p> <p><i>VISUAL AID</i></p> <p></p> <p><i>*found in DDD Unit 10 Visual Aids, NIV Book</i></p> <p><i>lyrics and sheet music, Appendix A</i></p> <p>Big Question 10, Bible Truth 2</p> <p><i>VISUAL AID</i></p> <p></p>	<p>"Let's see....there's so much Big news to tell! There's so much we've learned!</p> <p>First of all, can you tell me the answer to our Big Question: "What Does the Holy Spirit Do in God's People?" <i>Hold up the Bible Truth Clue Picture.</i></p> <p>Say the answer with me: "He Changes Their Hearts to Be Like Jesus..."</p> <p><i>(If desired, you can sing one/both of the Big Question songs.)</i> <i>DDD NIV Songs 10, tracks 12,13</i></p> <p>And what's one way He does this? What did we learn? <i>Point to the picture.</i></p> <p>The Holy Spirit Gives God's People Courage!</p> <p>"And how do I know this is true? Can you tell me? Say it with me: "The Bible tells me so!" That's right!</p>
<p>Big Question 10, Bible Truth 2 Bible Verse</p> <p><i>VISUAL AID</i></p> <p></p> <p><i>*found in the DDD Unit 10 Visual Aids, NIV Book</i></p> <p><i>lyrics and sheet music, Appendix A</i></p>	<p>We learned: Acts 4:29,31</p> <p>"Now, Lord, consider their threats and enable your servants to speak your word with great boldness... After they prayed... they were all filled with the Holy Spirit and spoke the word of God boldly."</p> <p>Learn a Little: "After they prayed...they were all filled with the Holy Spirit and spoke the word of God boldly."</p> <p>What This Means:</p> <p>These verses are a prayer that God's people long ago when they were in trouble. The enemies they faced were too powerful for them on their own, but they knew whom they could ask to help them and give them courage and strength. The Lord! They knew they never had to face anything on their own. God has given them His Holy Spirit to work in their hearts and help them be bold to do whatever He wanted them to do. He delighted to answer their prayer! How can we become God's people? By turning away from our sins and trusting in Jesus as our Savior. Then, He will put His Holy Spirit in our hearts and help us have courage and strength to do whatever He wants us to do, too!</p> <p><i>(If desired, you can sing the Bible verse song.)</i> <i>DDD NIV Songs 10, track 21</i></p>

4. CLOSING CIRCLE TIME, continued



= follow the stars for a short & simple lesson plan

<p>Closing ACTS Prayer Time</p> <p>ACTS Prayer Chant</p> <p><i>lyrics and sheet music, Appendix A</i></p>	<p><i>Let's ask God to help us to remember this and even tell others this good news. Let's get ready and pray our ACTS prayer.</i></p> <p><i>And what does ACTS mean? Let's sing/say our ACTS Prayer Chant!</i></p> <p>ACTS Prayer Chant Song <i>DDD NIV Songs 10, tracks 10,11</i></p> <p>A, Adoration, God, we praise You! C, Confession, Forgive us our sins. T, Thanksgiving, Thank You for Jesus, S, Supplication, Help us to live like Him.</p> <p style="text-align: right;">That's the ACTS prayer, my friend, Bow your head, Close your eyes, Shhh, Let's begin.</p>
---	--

<p>Closing ACTS Prayer</p>	<p>"Let's pray!"</p> <p><i>Lead the children in the ACTS prayer for this Bible Truth.</i></p> <p>A God, we praise You for being the Giver of courage to Your people through the Holy Spirit.</p> <p>C God, we confess that many times we fear, instead of trusting You to give us courage by Your Holy Spirit. We need Jesus to be our Savior!</p> <p>T Thank You, God, for giving Your people the Holy Spirit to give them courage to do everything You want them to do.</p> <p>S God, work in our hearts that we might turn away from our sins and trust in Jesus as our Savior. Send the Holy Spirit to live in our hearts that we might live courageously for You. Help us to boldly do everything You want us to do, no matter how hard it is. In Jesus' name we pray, Amen.</p>
-----------------------------------	---

5. TAKING IT HOME *(Take Home Sheet)*

<p>Clean up and Dismissal </p>	<p>"Now it's time to work together and clean up." <i>Have the children join you in cleaning up the room.</i></p>
<p>Coloring Pages/ Take Home Sheets </p> <p><i>in Appendix C</i></p>	<p><i>Give out the craft/take home sheet and any other papers from the session, as you dismiss children from class.</i></p> <p><i>(Reminder: The back side of the coloring page is the take home sheet for each lesson.)</i></p>
<p>Bible Story to Take-Home</p> <p><i>in Appendix C</i></p>	<p>You may also want to include a copy of the story along with the take home sheet. (However, each coloring sheet/take home sheet includes a note to parents telling where they can download the story from the Parent Resources section on the website.)</p>

Bible Story: The Case of the Scaredy Cat Scat*Matthew 26-28; Mark 14-16; Luke 22-24; John 13-21; Acts 1-2*

of BQB

Story-telling Tips

Ahead of time:

1. Read the Bible verses and story. Pray!
2. Choose story action cues and prepare storyboard figures/Story Scenes, if using. (In Visual Aids book)
3. Practice telling story with the storyboard figures/Story Scenes, timing your presentation. Shorten, if necessary.

During your presentation:

1. Maintain as much eye contact as possible as you tell the story.
2. Put up storyboard figures/add story action cues/hold up Story Scenes as you tell the story. Allow the children to help you put them on the board, if desired.
3. Include the children in your story with a few questions about what they think will happen or words/concepts that might be new to them.
4. Watch the kids for signs that their attention span has been reached. Shorten, if necessary.

INTRODUCTION/ LISTENING ASSIGNMENTS (Optional)

“Our story is called: The Case of the Scaredy Cat Scats. Here is your listening assignment... ” *Read the assignment for your lesson using Detective Dan’s Listening Assignment sign or the text below:*

Detective Dan’s Lesson #1 Listening Assignment:

I need to know: A “scaredy cat” is a funny way to say someone is very scared. To “scat” means to run away.

- 1. Who was very afraid, like a scaredy cat?**
- 2. Why didn’t they stay scaredy cats? Who changed them?**

Detective Dan’s Lesson #2 Listening Assignment:**Our Bible Verse is Acts 4:29,31:**

“Now, Lord, consider their threats and enable your servants to speak your word with great boldness... After they prayed... they were all filled with the Holy Spirit and spoke the word of God boldly.”

I need to know:

- 1. Who was very afraid to be known as Jesus’ disciple? Why?**
- 2. What wonderful gift did God give to them to help them become bold (unafraid to be known as Jesus’ disciples? What did these men become bold to do?**

Detective Dan’s Lesson #3 Listening Assignment:

I found six clues, but two of them are **NOT** in the story.

They are: a servant girl, Jesus’ enemies, a policeman, Jesus praying, a rooster, and a farmer.

Hold each of them up for the children to see as you identify them.

I need to know:

- 1. Which four belong in the story and which two don’t?**
- 2. What did Jesus pray to help Peter? Who did Jesus send to help Peter?**

Read the assignment questions, THEN SAY,

“Ok, Deep Down Detectives! Put on your best listening ears and see if you can hear the answers to Detective Dan’s questions. When I finish telling the story, we will see if we can answer all the questions.”

Read the Bible Truth story, answer questions, present the gospel and lead in prayer.

Answers to questions; the gospel; and, ACTS prayer are included with the story text.

The Case of the Scaredy Cat Scat *Matthew 26-28; Mark 14-16; Luke 22-24; John 13-21; Acts 1-2*

Story with lines separating paragraphs (text in bold, optional interaction cues in italics)

One evening, Peter, John, and Jesus' other disciples walked with Jesus to the Garden of Gethsemane. Under the olive trees, Jesus shared what was about to happen. "My enemies are coming to arrest Me and kill Me. You will all run away and leave Me," He told them. "But after I rise from the dead, I will go ahead of you into Galilee."

Peter heard Jesus' words, but he refused to believe them. "No! Even if everyone else runs away and leaves You, I won't," he told Jesus. Peter was sure he would never do something as terrible as leaving Jesus!

But Jesus knew the truth. "Peter, before the rooster crows tomorrow morning, you'll say you never knew Me THREE times! God's enemy, Satan, wants to crush you, Peter, but I have prayed that your faith won't fail. When you turn back, encourage the others," Jesus told him.

Peter heard Jesus' words again, but he still refused to believe. "It's not true!" Peter insisted. "I won't leave You, even if they put me in jail and kill me along with You!" The other disciples agreed with Peter. "We will never leave You, Jesus. We will stay with You no matter what!" they promised.

Jesus' words made the disciples sad. They hated to think that Jesus would be killed by His enemies. They hated to think that they might all leave Him!

Jesus knew this and comforted them. "Don't be worried," Jesus told them. "I'm going to heaven to make a place for you to live with Me forever! I'm going to ask God, My Father, to send Someone very special to help You. I won't leave you alone!" Jesus promised them.

Who was this special Someone who would help them? Do you know?

Can you tell me who?

It was God, the Holy Spirit. How amazing! God, Himself, coming to live inside of them!

"Yes, the Holy Spirit will come live inside of you and He will help you," Jesus told His disciples. "It's better for you that I go, so that He can come and live inside of you," Jesus comforted them.

Soon, everything happened just as Jesus said it would. Judas Iscariot, one of Jesus' twelve disciples, had gone to Jesus' enemies and offered to help them get rid of Jesus. Judas loved money, and when they promised him thirty, silver coins to help them catch Jesus, Judas agreed. Now, the time came for him to earn his money and lead them to Jesus.

"March, march, march," Jesus and the other disciples heard men coming. The light of their blazing torches and lanterns lit up the darkness, revealing a Big crowd of men, armed with swords and clubs.

"Rabbi, teacher," Judas exclaimed, going up to Jesus and giving Him the usual, brotherly kiss. This was the sign the crowd of soldiers was waiting for. Now, they knew who Jesus was. They seized and arrested Him.

"Judas, will you really turn Me over to My enemies with a kiss?" Jesus said to him. "If you are looking for Me, then let My disciples go free," Jesus told the crowd.

Peter and the other disciples could see what was happening. What would they do? Would they run like Jesus said they would, or would they be arrested with Him, and maybe die, too?

What do you think they would do?

Story with lines separating paragraphs (text in bold, optional interaction cues in italics)

Peter had another idea. He would fight! He took his sword and cut off the ear of Malchus, the servant of Jesus' most powerful and most important enemy --the high priest. Peter wouldn't let this crowd wouldn't take away Jesus without a struggle!

"No, put your sword away, Peter," Jesus exclaimed. "Will I run away from what God, My Father, has planned? No, I will not! I will do it, even though it will be very hard!" Then, Jesus reached out and healed the very ear Peter had just cut off! Amazing!

Now Peter's "fight" quickly turned to "fear"! Now he understood. Jesus would not fight! Jesus was choosing to die!

"Oh, no, we don't want to be arrested! Oh, no, we don't want to be hurt! Oh, no, we don't want to die!" Peter and the other disciples thought. They had to act quickly before it was too late! So, off they ran, away through the olive trees and into the darkness, leaving Jesus all alone.

From the safety of the darkness, they heard the crowd leave with Jesus. Back to Jerusalem, through the city gates, up its dark streets, and to the high priest's house, the crowd took Him. Jesus' enemies gathered there to take Jesus and set up His death.

Peter and John snuck along after the crowd, sticking to the shadows. They wanted to know what happened to Jesus, but they didn't want to be noticed. But Peter was cold. So, at last, when he thought it safe, Peter went up the fire to warm himself.

Then, Peter WAS noticed! "You, there! YOU were with Jesus. YOU are one of His followers," a servant girl exclaimed when she saw him. Peter panicked. Oh, no! now the soldiers might come for him and kill him, he feared. What would Peter say? Would he tell the truth or lie to protect himself?

What do you think Peter would do?

"No, I wasn't! I swear I never knew Him!" Peter lied to the servant girl and the others, not just one or two times, but THREE times!

"Cock-a-doodle-doo!" Peter heard the rooster crow, then he ran away and cried. It all happened just as Jesus had said it would. Maybe Peter loved Jesus, but he didn't have the courage to suffer and die with Him.

Later that day, Jesus was nailed to a cross at Golgotha. There, He suffered and died. Friends took his body and buried it in a cave-grave. How very, very sad Peter and the other disciples were! Sad, that their teacher was gone! Sad, that it seemed Jesus wasn't really the Messiah, the promised Savior sent from God. And sad, that they had not even stood by Him, but had run away. Now they huddled in fear in a house in Jerusalem. They didn't want Jesus' enemies to find them. They didn't want to be next to die! Was this the end of the story for Jesus, and for Peter and the other disciples? Jesus was dead and all His disciples had run away like scaredly cats. It certainly looked like the end.

But it wasn't the end, was it? For while on Day One and Two, Jesus' body lay dead in that cave-grave, everything changed on Day Three. Can you remember what happened?

Do you remember?

Jesus rose up from the dead! He had suffered and died on the cross for the sins of God's people, and He had WON! Jesus rose up to life in VICTORY! Yay!

Jesus appeared to the women who came to the cave-grave that Sunday morning! "I'm alive," He told them. "Go, tell Peter and the other disciples!"

Story with lines separating paragraphs (text in bold, optional interaction cues in italics)

When Peter and John heard the women's story, they ran to the cave-grave to see for themselves. Yes, there were the strips of cloth that had been wrapped around Jesus' dead body, now lying in a pile by themselves. And there was the cloth that had been on Jesus' face, now nicely folded up by itself. Could the women's story really be true?

John believed Jesus had risen from the dead, but Peter still could not. Together, they went back to the house where the other disciples were. They locked the door and hid. How scared they were of Jesus' enemies! Maybe Jesus WAS alive, but His disciples were still just scaredy cats.

Yet, this would NOT be the sad end of Jesus' disciples! Jesus had prayed for them and promised them something. Do you remember what?

Do you remember?

Jesus had prayed for His disciples' faith (especially Peter's) to not fail, and it didn't! Jesus' prayers for us are always answered with a "yes"! Peter may have sinned against Jesus, and they may have all been very scared, but they were still loved by God. He would help them to keep on believing.

That evening, Jesus suddenly appeared to His scared disciples in their locked-up house. He knew right where they were, and no locks could keep Him out!

"I'm alive!" Jesus exclaimed, showing them the scars on His hands and feet. It was Jesus! He really was alive! He had really beaten sin and death for God's people. They were so happy.

Over the next 40 days, Jesus taught Peter and the other disciples from the Bible. Jesus showed them how God's promises all came true through His life and death. He told them about God's Big Plan for them: they were to tell everyone how they could become God's people. There was so much to learn and to tell!

But Peter and the others needed more than teaching to be able to obey God's plan for them. The same enemies who killed Jesus would try to hurt them when they spread the good news of Jesus. Once more, they would run away like scaredy cats, if they tried to live for God on their own. They needed that powerful gift that Jesus had promised them. The gift that would come and live inside of them. Can you remember what the powerful gift was?

Can you remember?

It was God's Holy Spirit! "Go back to Jerusalem and wait," Jesus told them, as He went up to heaven. "There, you receive the Holy Spirit," Jesus said. "He will give you the courage to do all of God's plans," Jesus promised.

So, back to Jerusalem they went, and prayed, and waited. Then, at last, the Holy Spirit came! God sent Him to live inside the hearts of Peter and the other believers. The Holy Spirit gave them peace and joy in God. And, He gave them POWER and COURAGE! Peter and the others were changed people. No longer were they scared to speak up for Jesus in front of Jesus' enemies or anyone else. Here was the Helper they needed to live boldly for Jesus for the rest of their lives!

And even right then and there, The Holy Spirit gave Peter the courage to boldly preach God's Word to a crowd of thousands of people "Turn away from your sins! Trust in Jesus as your Savior!" Peter urged them. "Then you, too, will receive this wonderful gift of the Holy Spirit that God has given us," he told them. And that's what three thousand people did that day. They turned away from their sins and trusted in Jesus as their Savior. Then, God's wonderful gift of His Holy Spirit came to live in the hearts of these new believers, too.

Oh, what changes the Holy Spirit had made in Peter and the others! No longer were they scaredy cats. Now, they were brave followers of Jesus, thanks to the Holy Spirit. And He would help them boldly live for God for the rest of their lives.

Cracking the Case: (story wrap-up for Listening Assignments)

It's time to see how we did with our Listening Assignment.

Detective Dan's Lesson #1 Listening Assignment:

I need to know: A "scaredy cat" is a funny way to say someone is very scared. To "scat" means to run away.

1. Who was very afraid, like a scaredy cat? Peter and Jesus' other disciples.

2. Why didn't they stay scaredy cats? Who changed them? Jesus prayed for Peter and the others. The Holy Spirit came to live inside of them all. He changed their hearts and gave them boldness to tell others about Jesus.

For You and Me

Like Jesus' disciples, we need Jesus to help us. We need Him to pray for us. We need the Holy Spirit to live in our hearts, and help us to boldly live for God. How can the Holy Spirit come to live in our hearts? When we turn away from our sins and trust in Jesus as our Savior. Ask God to help you. He loves to answer this prayer!

Detective Dan's Lesson #2 Listening Assignment:**Our Bible Verse is Acts 4:29,31:**

"Now, Lord, consider their threats and enable your servants to speak your word with great boldness... After they prayed... they were all filled with the Holy Spirit and spoke the word of God boldly."

I need to know:

1. Who was very afraid to be known as Jesus' disciple? Why? Peter and the other disciples were. They were afraid the soldiers would arrest them and kill them.

2. What wonderful gift did God give to them to help them become bold (unafraid to be known as Jesus' disciples)? What did these men become bold to do? The gift of the Holy Spirit. The Holy Spirit worked in their hearts and helped them to be bold to live for God and to tell others about God, even if enemies threatened to hurt them. That's boldness!

For You and Me

Peter isn't the only one who may struggle with fear to live for God and to tell others about Jesus. We may, too. But God offers His Holy Spirit to all who turn away from their sins and trust in Jesus as their Savior. He will come to live inside of them and help them be bold, too. And He will come to live inside us and help us, too, if we turn away from our sins and trust in Jesus. What a wonderful gift is the Holy Spirit living in our hearts!

Detective Dan's Lesson #3 Listening Assignment:

I found six clues, but two of them are **NOT** in the story. They are: a servant girl, Jesus' enemies, a policeman, Jesus praying, a rooster, and a farmer.

Hold each of them up for the children to see as you identify them.

I need to know:

1. Which four belong in the story and which two don't? The servant girl, Jesus' enemies, Jesus praying, and the rooster belong. The policeman and the farmer do not.

2. What did Jesus pray to help Peter? Who did Jesus send to help Peter? Jesus prayed for Peter to be kept safe and to keep on believing in Jesus, even when God's enemy, Satan, would tempt him to be act like he didn't know Jesus and run away.

For You and Me

Peter isn't the only one who may struggle with fear to live for God and to tell others about Jesus. We may, too. But God offers His Holy Spirit to all who turn away from their sins and trust in Jesus as their Savior. He will come to live inside of them and help them be bold, too. And He will come to live inside us and help us, too, if we turn away from our sins and trust in Jesus. What a wonderful gift is the Holy Spirit living in our hearts!

The Gospel (story wrap-up if NOT using Listening Assignments)**Our Bible Truth is:**

What Does the Holy Spirit Do in God's People?

He Changes Their Hearts to Be Like Jesus...

The Holy Spirit Gives God's People Courage!

What a wonderful gift the Holy Spirit was to Peter and the rest of Jesus' disciples! He helped them have courage to live their lives for God. He helped them boldly tell others the good news of Jesus.

Peter and Jesus' other disciples needed Jesus to be their Savior. They needed the Holy Spirit to work in their hearts, and so do we! You see, we all have chosen to disobey God. We all deserve God's punishment for our sins. God would have been perfectly fair to His punish us for breaking His laws and leave it at that. But He is so rich in mercy that He sent His Son, Jesus, to die on the cross and take the punishment for God's people. On the third day, Jesus rose from the dead. He had beaten sin and death for them. We can become God's people when we turn away from our sins and trust Jesus as our Savior. Our sins will be forgiven and God's Holy Spirit will come live inside of us. And one day, we will get to live with Him forever. Ask Him to help you! He loves to answer this prayer! *Close in prayer.*

Closing ACTS Prayer

- A** God, we praise You for being the Giver of courage to Your people through the Holy Spirit.
- C** God, we confess that many times we fear, instead of trusting You to give us courage by Your Holy Spirit. We need Jesus to be our Savior!
- T** Thank You, God, for giving Your people the Holy Spirit to give them courage to do everything You want them to do.
- S** God, work in our hearts that we might turn away from our sins and trust in Jesus as our Savior. Send the Holy Spirit to live in our hearts that we might live courageously for You. Help us to boldly do everything You want us to do, no matter how hard it is.

In Jesus' name we pray. Amen.

Go to Lesson Plan, p.9 for the script to the rest of the lesson.

Deep Down Discussion Sheet

use with all THREE lessons

Use with all response activities for deeper learning



P.1

Questions to aid discussion of the key concepts and for use in games

Be familiar with these questions and answers. Look for opportunities to ask questions and discuss their answers, such as while the children work on their coloring pages, as part of their response games, or during play time. Remember: your goal isn't to ask all these questions or only talk to the children about these things. It is to be deliberate in having good conversations with them, however much or little you have.

<p>Big QUESTION</p>	<p>What Does the Holy Spirit Do in God's People? He Changes Their Hearts to Be Like Jesus!!</p>
<p>Meaning</p>	<p>God's Holy Spirit works in our hearts as we hear God's Word, the Bible. He gives us the gift of faith in Jesus. He helps us to turn away from living for ourselves and to live for God instead. This is how we become God's people. But that's just the beginning of what the Holy Spirit does in God's people! He goes on living inside of them their whole lives, helping them, and changing their hearts. He helps them to know God and obey His laws. He helps them to love God and others as Jesus did. He comforts them when they are sad and helps them to be brave when they are scared. He helps them know the right way to live. The Holy Spirit in our hearts is a wonderful gift that God loves to give to us when we turn away from our sins and trust in Jesus as our Savior.</p>
<p>Discussion Questions</p>	<ol style="list-style-type: none"> 1. What does the Holy Spirit do in God's people? <i>He changes their heart!</i> 2. Who works in our heart as we hear God's Word, the Bible? <i>The Holy Spirit.</i> 3. In whom does the Holy Spirit give us faith? <i>Jesus.</i> 4. How long does the Holy Spirit keep working inside of God's people? <i>Their whole lives.</i> 5. Who does the Holy Spirit help us know? <i>God.</i> 6. What does the Holy Spirit help us obey? <i>God's laws.</i> 7. How does the Holy Spirit help God's people when they are sad or scared? <i>He comforts them and helps them to be brave.</i> 8. How can we become one of God's people? <i>By turning away from our sins and trusting in Jesus as our Savior.</i>
<p><i>choose a few</i></p>	
<p>BIBLE TRUTH</p>	<p>He Changes Their Hearts to Be Like Jesus...The Holy Spirit Gives God's People Courage!</p>
<p>Meaning</p>	<p>God gives His people many good things to enjoy, but He also calls them to do hard things, too. God does not expect His people to do these hard things on their own. He gives them His Holy Spirit, to live inside of them and help them do everything He calls them to do. God's Holy Spirit helps God's people do things they would never have the courage to do on their own. He gives them the courage to tell others about Jesus. He gives them the courage to obey Him, even when they don't want to. He gives them courage to keep trusting in God and to have joy, even when life is sad or hard. He even gives them courage to boldly face their enemies who want to harm them. He reminds them of God's promise to use everything that happens to them for their good and God's glory. And that one day, God will take them to live with Him forever. Then, there will be only joy and happiness in God's presence forever. God's Holy Spirit can give us courage to live for God, too, when we turn from our sins and trust in Jesus as our Savior.</p>
<p>Discussion Questions</p>	<ol style="list-style-type: none"> 1. What kinds of things does God give His people? <i>Many good things.</i> 2. What does God call His people to do? <i>He calls them to do many things, even very difficult things.</i> 3. What did God promise to do to help His people? <i>He promised to send them the Holy Spirit to live in them and to help them.</i> 4. Who does the Holy Spirit live in? <i>He lives in every believer.</i> 5. What does the Holy Spirit help believers do? <i>Everything He calls them to do, even very difficult things that they would never have the courage to do on their own.</i> 6. What does the Holy Spirit give God's people the courage to do when they go through hard things? <i>To keep trusting in God and joyfully endure the hard things.</i> 7. What does the Holy Spirit give God's people the courage to do when they face enemies who want to harm them? <i>To boldly face them and do what is right.</i> 8. What are some of God's promises that the Holy Spirit encourages believers with? <i>That God will use everything that happens to them for their good and His glory. That one day, God will bring them home to live with Him forever.</i> 9. Can God's Holy Spirit give us courage to live for God, too? How? <i>Yes! When we turn from our sins and trust in Jesus as our Savior.</i>
<p><i>choose a few</i></p>	

Deep Down Discussion Sheet

use with all THREE lessons

P.2

Questions to aid discussion of the key concepts and for use in games

<p>THE GOSPEL</p>	<p>God's Holy Spirit lives gives inside of God's people, giving them courage to live for Him. We can become God's people, too, by believing the gospel: <i>We have all chosen to disobey God and deserve His punishment for our sins! But God is so rich in mercy that He sent His Son Jesus to die on the cross and take the punishment for God's people. On the third day, He rose from the dead, proving He had beaten sin and death for them. Now, all who turn away from their sins and trust Jesus as their Savior God will forgive their sins. They will enjoy special closeness with God now as His special people. And one day, they will get to live with Him forever. How amazing is God's love for His people! We can be God's people, too! When we turn away from our sins and trust in Jesus as our Savior, He will save us, too! It is His promise to us!</i></p>
<p>BIBLE TRUTH BIBLE VERSE</p> <p>Meaning</p> <p>Discussion Questions</p> <p><i>choose a few</i></p>	<p>"Now, Lord, consider their threats and enable your servants to speak your word with great boldness... After they prayed... they were all filled with the Holy Spirit and spoke the word of God boldly."--Acts 4: 29,31</p> <p>Learn a Little: "After they prayed...they were all filled with the Holy Spirit and spoke the word of God boldly."</p> <p>These verses are a prayer that God's people prayed long ago when they were in trouble. The enemies they faced were too powerful for them on their own, but they knew whom they could ask to help them and give them courage and strength. The Lord! They knew they never had to face anything on their own. God has given them His Holy Spirit to work in their hearts and help them be bold to do whatever He wanted them to do. He delighted to answer their prayer! How can we become God's people? By turning away from our sins and trusting in Jesus as our Savior. Then, He will put His Holy Spirit in our hearts and help us have courage and strength to do whatever He wants us to do, too!</p> <p>1. Who was threatening whom? <i>The leaders (who were enemies of Jesus) were threatening Jesus's followers.</i></p> <p>2. What did the leaders not want them to do? <i>To tell others about Jesus.</i></p> <p>3. What did the disciples ask God to give them because of the leaders' threats? <i>Courage to tell about Jesus boldly.</i></p> <p>4. Why didn't the believers ask to be rescued from danger? <i>Because the Holy Spirit gave them courage to trust God with their safety and to help them care more about sharing about Jesus than even their lives.</i></p> <p>5. How did God answer the believers' prayers? <i>Filled them with the Holy Spirit and gave them courage to keep on telling others about Jesus.</i></p> <p>6. How can we become one of God's people? <i>By turning away from our sins and trusting in Jesus as our Savior.</i></p>
<p>BIBLE STORY</p> <p>Discussion Questions</p> <p><i>choose a few</i></p>	<p>The Case of the Scaredy Cat Scat</p> <p>1. What did Jesus tell His disciples would happen when His enemies came to arrest Him? <i>They would all leave Him.</i></p> <p>2. What happened when Jesus' enemies came to arrest Him? <i>His disciples did leave Him.</i></p> <p>3. What happened when a servant girl recognized Peter after Jesus had been arrested? <i>Peter lied and said he didn't know Jesus three times.</i></p> <p>4. What did Jesus' disciples do after Jesus died on the cross and was buried? <i>They hid from Jesus' enemies, hoping they would not come and kill them, too.</i></p> <p>5. Who did Jesus appear to after He rose from the dead? <i>To some women and to His disciples.</i></p> <p>6. What did Jesus tell His disciples was God's plan for them after He went home to heaven? <i>To tell the whole world how they could be saved through Him (Jesus).</i></p> <p>7. <i>Who did Jesus promise to send to help them obey God's plan for them? God's Holy Spirit.</i></p> <p>8. How did God's Holy Spirit change the disciples when He came to live inside of them? <i>He gave them peace and joy and boldness.</i></p> <p>9. How can we become one of God's people? <i>By turning away from our sins and trusting in Jesus as our Savior. If we do, the Holy Spirit will come and live inside of us and help us live for God, too.</i></p>