

**Deep Down Detectives is designed for 4-6 year olds, but is often used with 3 and 7 year olds, too.**

In Deep Down Detectives, the children learn the same 16 Praise Factory Themes. But now, each Theme is presented as a series of Bible truths. These truths deepen the children's understanding of the basics they learned previously in Hide 'n' Seek Kids.

For example....



**How Do I Know What God Is Like?  
God Shows Me What He's Like...**

Bible Truth  
#1  
By the Spirit  
He Made  
Me With

Bible Truth  
#2  
In All  
He Created

Bible Truth  
#3  
Through the  
Bible,  
God's Word

Bible Truth  
#4  
Through  
Jesus,  
God's Son

Each Bible Truth within a Theme has its own Bible verse and Bible story.  
In Theme 1, for example, there are 4 Bible truths, each with its own Bible verse and story.



Bible Truth  
#1  
with  
1 Bible Verse  
1 Bible Story

Bible Truth  
#2  
with  
1 Bible Verse  
1 Bible Story

Bible Truth  
#3  
with  
1 Bible Verse  
1 Bible Story

Bible Truth  
#4  
with  
1 Bible Verse  
1 Bible Story

With 70 Bible Truths in the whole curriculum, that makes 70 Bible verses and stories in all.





**Each story is written out, true to the Bible text, but in easy-to-understand language. Beautiful pictures bring them to life. You can use Simple Story Scenes, which are book-like illustrations with story text written along the bottom. Or, you can use storyboard pictures. The children love to help put these on the storyboard as you tell the story! These pictures are also used in one of the games.**



For example...

**THEME 1**  
How God  
Reveals  
Himself

**BIBLE TRUTH #1**  
1 Lesson Plan *with*  
1 Bible Verse and Story  
*and* 3 Sessions of  
Fresh Activities

**BIBLE TRUTH #2**  
1 Lesson Plan *with*  
1 Bible Verse and Story  
*and* 3 Sessions of  
Fresh Activities

**BIBLE TRUTH #3**  
1 Lesson Plan *with*  
1 Bible Verse and Story  
*and* 3 Sessions of  
Fresh Activities

**BIBLE TRUTH #4**  
1 Lesson Plan *with*  
1 Bible Verse and Story  
*and* 3 Sessions of  
Fresh Activities

With 70 Bible truths in the whole curriculum, that makes up to 210 sessions of curriculum.

**The lesson plans are fully scripted and easy to use. Each includes 3 sessions of curriculum which focus on a particular Bible Truth: its key concept, Bible verse and Bible story. Each session is each loaded with games, crafts and music.**

**Three sessions of repetition may sound boring, but they allow the children to really learn and retain the truths. Each sessions's new activities keep the learning fresh. Use as many or as few of the 3 sessions as you want. The curriculum is that flexible!**




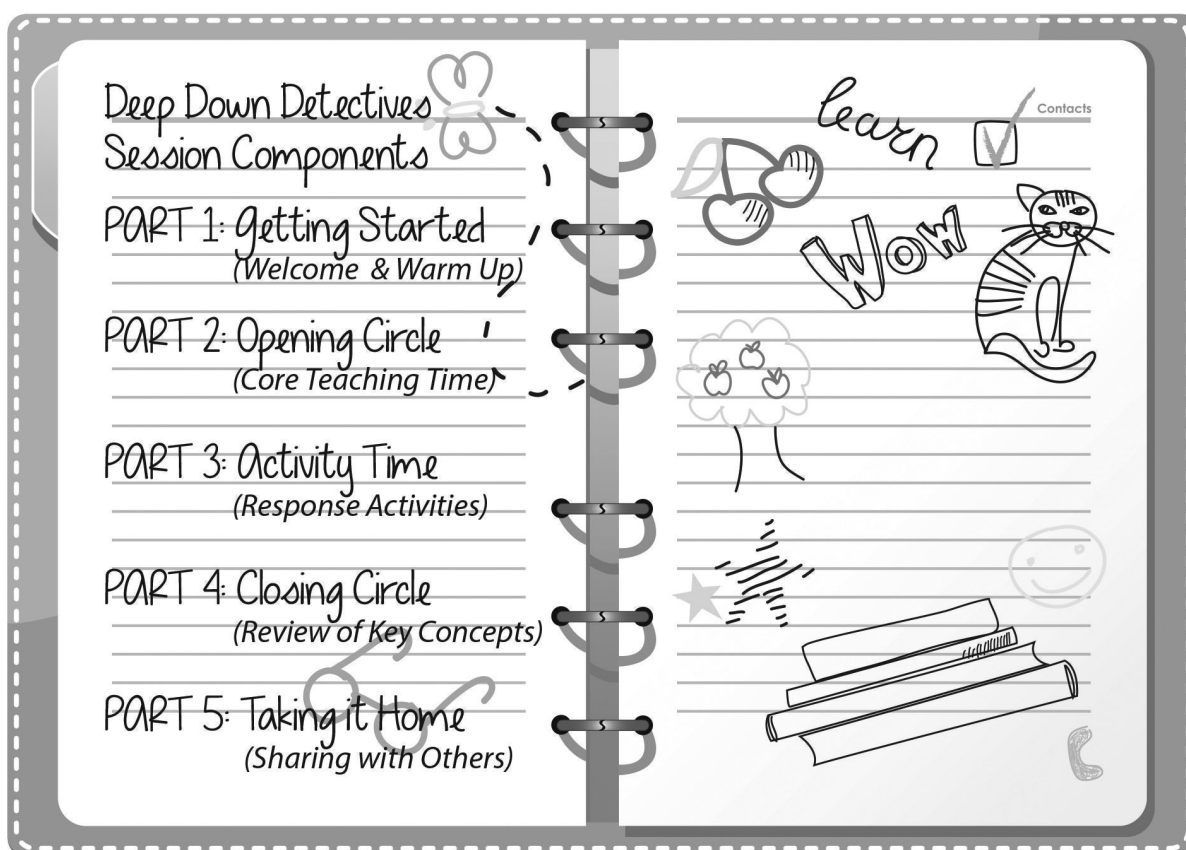
Now you know the Deep Down Detectives basics. Let's see what a typical session looks like.



**DEEP DOWN  
DETECTIVES  
Classroom**

Every Deep Down Detectives session is structured the same way. This is good for both teachers and children. The predictable order helps children feel comfortable in the class. And, as the children know what is expected of them, classroom management becomes easier for the teachers. The familiar structure also provides a foundation of continuity, even when teachers change-- another positive, for both children and teachers.





There are five components to each session. They are: Getting Started, Opening Circle Time, Activity Time, Closing Circle Time and Taking It Home. Let's look at each.

## **PART 1: GETTING STARTED**

**Greet the children and help them settle in the classroom. You may choose to simply make this free-play time. This is especially appropriate for your youngest children who have very limited attention spans. Free-play suggestions are included in the curriculum.**



play a Bible verse game

sing the songs and move

"For God so loved the world..."



Many children come to class ready-to-go! For energetic, eager learners like these, the lesson plan suggests a Bible verse game or singing along with any of the songs included with each Bible Truth. There's even a movement activity to ramp up the sing-a-long fun. New children can easily join the fun as they trickle into the class.



## TRANSITION to OPENING CIRCLE TIME

When your class is ready, begin the transition to Opening Circle Time. The Classroom Song (verse 1), provided in the curriculum, makes the transition easier and fun. The children soon learn this song as their cue to gather together with you.

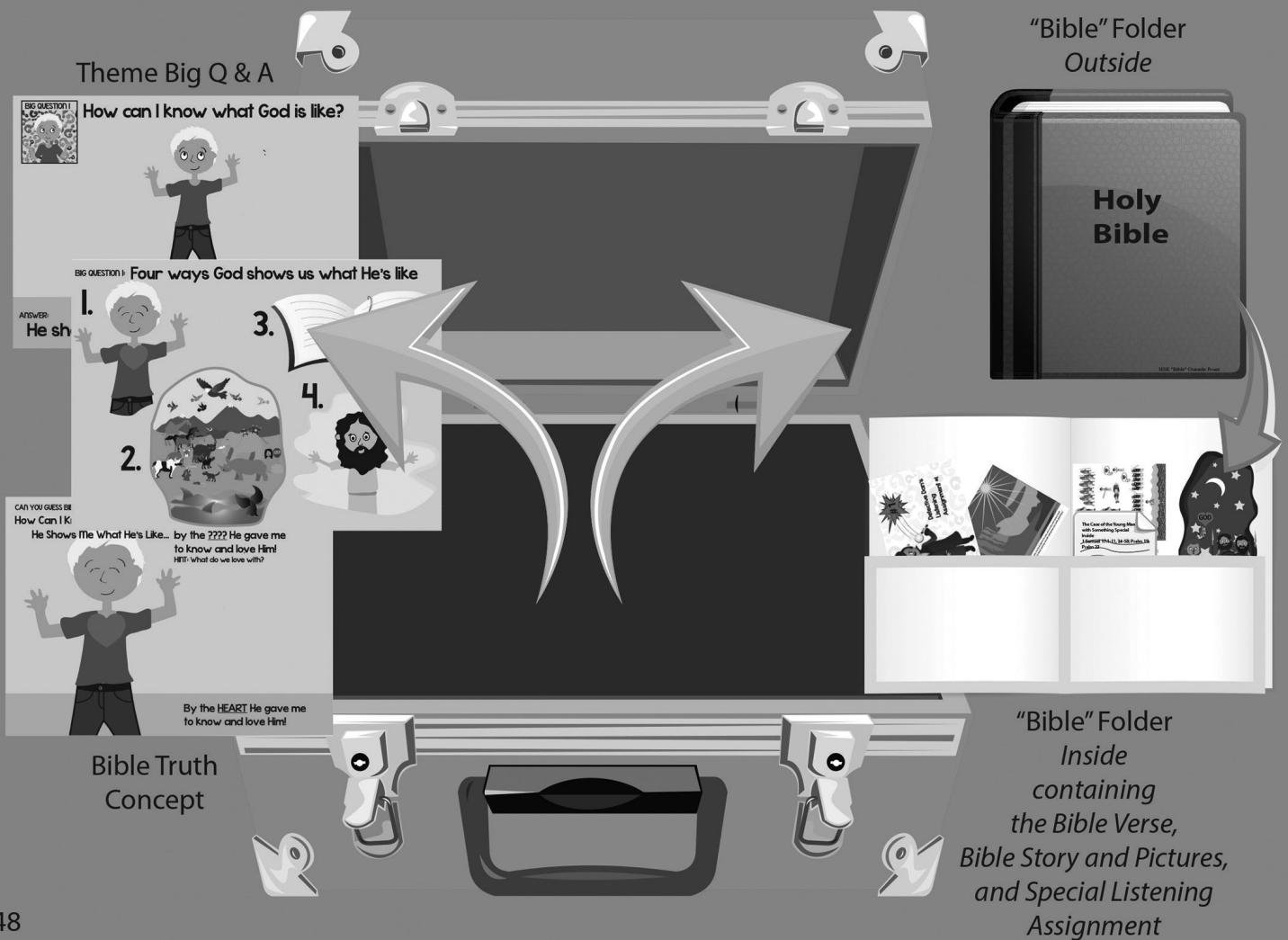


## **PART 2: OPENING CIRCLE TIME**



Opening Circle is the core teaching time. The star of the show is the Big Question Briefcase. In it are stored colorful signs that tell the Bible Truth, its related Bible verse, the Bible story, pictures and special listening assignment. While these truths can be presented without using the Big Question Briefcase, the kids really enjoy the light detective flair. It heightens their curiosity. The Circle Time Visual Aid Binder is a flip-through binder with pictures for every teaching point. These resources together make teaching easy and learning fun and effective.



After singing the Deep Down Detectives Theme Song and the Classroom Rules Song, the class prays. The teacher leads the children in singing the fun Big Question Box song to build curiosity. She then opens the Big Question Box/Briefcase and reveals what's inside. First, a colorful picture with the Big Question & Answer and the Bible Truth concept are revealed. Next, comes the "Bible" folder, containing the Theme Bible verse, the Bible Story and pictures, and a special story listening assignment. The teaching points for these props are written in the lesson plan, as well as on the back of the props, themselves, for ease of use. Both the Big Question and the Bible verse are set to song, providing an enjoyable way to get the kids moving and singing as they learn these key concepts.



Now it's time for the Bible story. The teacher takes the Bible story and pictures out of the "Bible" folder. If using Simple Story Scenes, the kids will look at the pictures as the teacher reads the story text on each Scene. If using the storyboard pictures, the teacher put the pictures up on the board. The kids love helping with this! Laminate these pictures for durability. For older children, a listening question is also included. The teacher gives the children this question before he reads the story, then asks them for their answers afterwards. This adds focus and interest to their listening and can spark good discussion. Circle time ends with a story-related gospel application and a prayer before dismissing to Activity Time.



## TRANSITION to ACTIVITY TIME


Circle Time transitions into Activity Time. This time might simply be free play time, especially for your youngest children. The curriculum, however, does provide a number of activities to reinforce the concepts the children have been learning in Circle Time. Whatever your activity choice, make the transition easier by telling the kids what you want them to do next, then using The Classroom Song (verse 2) as their cue to move.



### PART 3: ACTIVITY TIME

There are four activity choices in Activity Time, in addition to free play ideas. The Story Review game incorporates the storyboard pictures which make the game visual as well as active. The crafts have three different emphases: one for each of the three sessions of curriculum offered with each Bible Truth.

## Story Review Game



## Craft Activity





If you did not use the Music and Movement Activity or the Bible Verse Game at the beginning of your session, you could also choose to use them here.


*"For God so loved the world..."*



**Bible Verse Game**

**Music & Movement Activity**

There's even a sheet of discussion questions which can be used with any of the activities. These can help especially older children dig even deeper into the truths of God's Word.



## TRANSITION to CLOSING CIRCLE TIME

As your session time comes to an end, gather the children together once more for Closing Circle Time. The Classroom Song (verse 3) cues the children that the session is almost over and it's time for a final review of the key concepts they've been learning.



#### PART 4: CLOSING CIRCLE TIME



Closing Circle Time is very brief. The final verse of the Classroom Song (verse 4) is sung and the teacher reviews with the children the key concept he wants them to remember as they leave the class. Usually, this is the Bible Truth and/or the Bible Verse. You can show these to the kids by using the Bible Truth and Bible Verse pictures that were in the Big Question Briefcase; or simply flip to them in the Circle Time Visual Aid Binder. The session ends as the teacher closes in prayer.

"So what's our big new to go and tell...can you tell me now?..."



## PART 5: TAKING IT HOME

Each session has its own take home sheet. Send these home with the parents so they can know what the children have learned in class and they can continue to grow their children's understanding at home.



DEEP DOWN  
DETECTIVES  
Classroom